



BERKELEY[®] CENTRIFUGAL PUMPS AND ACCESSORIES U.S. 2015 LIST PRICES

B1525P • EFFECTIVE: DECEMBER 1, 2014 • SUPERSEDES ALL PREVIOUS PRICE LISTS

ALL TAXES EXTRA. ALL PRICES F.O.B. FACTORY. LIST PRICES SHOWN IN U.S. DOLLARS.
PRICES SUBJECT TO CHANGE WITHOUT NOTICE. WE RESERVE THE RIGHT TO CORRECT PRICING ERRORS.

	Page		Page
General Information		Type "B" SAE Engine Mount – For Flywheel Housings	
Ordering Information	3	SAE Centrifugal pumps	
Certified Test Charges	3	Z Series, 9" – Nominal Impeller Diameter	41
Pump Model Nomenclature	4	E Series, 10" – Nominal Impeller Diameter	42
		G Series, 12" – Nominal Impeller Diameter	43
		J Series, 13" – Nominal Impeller Diameter	44
		EX Series, 15" – Nominal Impeller Diameter	45
		XT Series, 15.5" – Nominal Impeller Diameter	46
		EY Series, 18" – Nominal Impeller Diameter	46
		SAE Self-Priming	47
		SAE Flywheel Couplings	47
Small Stainless Centrifugals		Type "B" Air Cooled (Gas) Pumps	
"SSCX" Stainless Steel Centrifugal Pumps	5	Air-Cooled Engine Drives – End Suction	48
Shurflo SS	6	Air-Cooled Engine Drives – Self-Priming	48
"C" Series, SSHM	7	High Pressure Air-Cooled Pumps	48
"C" Single-Stage Motor Drive	7		
SSHM-2 Self-Priming Pumps	7		
Type "B" Closed Coupled Centrifugals		Wastewater/Trash Pumps	
Electric Motor Drive		B-AG Series Submersible	49
T Series, 6" – Nominal Impeller Diameter	8	BSPD Frame Mount Trash Pumps	49
W Series, 7" – Nominal Impeller Diameter	11	BSW Series Submersibles	50
Z Series, 9" – Nominal Impeller Diameter	12	BSD Dry Pit Frames mounts	50
E Series, 10" – Nominal Impeller Diameter	18		
G Series, 12" – Nominal Impeller Diameter	20		
J Series, 13" – Nominal Impeller Diameter	22		
EX Series, 15", EY Series, 18" – Nominal Impeller Diameters	25		
Electric Self Priming	26		
Seal Adders	27		
Motor Adders, Standard & High Efficiency	28		
Electric Motor Drive Replacement Motors	30		
PPX Three Phase Pump Panels	33		
Type "B" Frame Mount		Accessories	
Hydraulic, Belt and Coupling Drives	34	Aquamatic® V42 Valves	51
Frame Mount & Self-Priming		Aquamatic K42 & K52 Valves	52
Z Series, 9" – Nominal Impeller Diameter	35	Aquamatic Valve Repair Parts	53
E Series, 10" – Nominal Impeller Diameter	37	Flange Kits and Impeller Cutting Charges	54
G Series, 12" – Nominal Impeller Diameter	38	Discharge Priming Valves	55
J Series, 13" – Nominal Impeller Diameter	39		
EX Series, 15" – Nominal Impeller Diameter	39		
EY Series, 18" – Nominal Impeller Diameter	40		

The following information is required with each order.

1. Pump Model Number
2. Motor Horsepower
3. Catalog Number
4. Impeller Diameter
5. Required Flow Rate, Head and RPM
6. Optional Flow Rate, Head and RPM

CONNECTION OPENINGS – Suction and Discharge openings are NPT tapped for standard pipe, or faced and drilled per ANSI B16.1, class 125 for standard flanges as indicated. Maximum working pressure for class 30 cast iron, per ANSI B16.1, is 175 PSI unless otherwise stated on pump curve. List price for cast iron companion flanges includes threaded flange for standard pipe, gaskets, bolts and nuts, and can be found on page 59.

PRICES INCLUDE – Assembled pump and motor.

BASIC PUMP AND MOTOR – Pump end and bracket assembled on standard horizontal close-coupled motor.

BERKELEY reserves the right to use the motor manufacturer of its choice. Units specified (ordered) with specific motor manufacturer maybe subject to additional charges and lead times.

Consult factory for TEFC motors not listed on price sheets. Part-wind start motors are available. Consult factory for delivery times.

HP	Phase	115V	200V**	230V	460V	575V
1 thru 1-1/2	1	available	available	standard	refer to factory	
2 thru 10	1	N/A	available	standard	refer to factory	
1 thru 40	3	N/A	available	standard	standard	available
50 thru 200	3	N/A	available	available	standard	available

MOTOR VOLTAGES

Single-phase motors showing both 115 and 230 volts, and three-phase motors showing both 230 and 460 volts as standard, are reconnectable for either voltage, 230 volt motors WILL NOT operate on 208 volt systems. For 208 volt systems, order 200 volt motor. 50 hp Open Drip Proof and larger 460 volt motors are suitable for part-wind start, TEFC (Totally Enclosed Fan Cooled) are across the line starting.

**200V motors subject to additional charges.

PUMP CASES – All pump cases are cast iron.

BRACKETS – All brackets are cast iron.

IMPELLERS – Cast iron and bronze (see price sheet). Pricing for special impeller trims is listed on page 59.

SHAFT SEALS – Seal materials are ceramic carbon, Buna-N, and 300 Series stainless steel generally suitable for water to 200°F. All models ending with the letter "S" are fitted with mechanical shaft seal. Special seals may be available, consult factory. Stuffing box is standard on all other models.

PACKING – Fiber-metallic packing is used in stuffing box models. For special pumping applications (liquids other than water), consult factory.

WEAR RINGS – All wear rings are bronze.

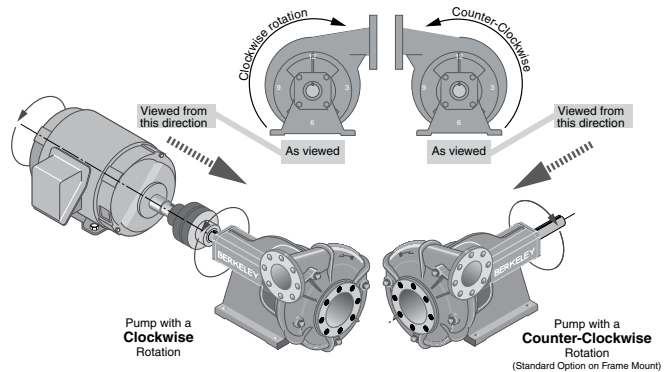
SHAFT SLEEVES – All shaft sleeves are stainless steel.



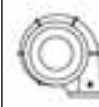





SPECIAL CONSTRUCTION AND MATERIALS

ALL IRON – List price additions for all-iron construction include cast iron bracket, cast iron case, cast iron impeller, packing gland, cast iron wear ring (where used), stainless steel shaft sleeve, and corrosion-resistant bolts, nuts and capscrews.

ACCESSORIES – Items of equipment frequently required to complete the pump installation may be ordered separately from sections of the catalog accessories.

VOLUTE ORIENTATION



Rotation	Volute Orientation (viewed from driver end of pump)			
Clockwise				
	T1	T2 (Default)	T3	T4
Counterclockwise (Std. option on frame mount)				
	T1	T2 (Default)	T3	T4

Certified Pump Testing

Electric Motor Drive Centrifugal Pumps

Performance Tests		Net Price
Part Number	Description	
CTEST01	Non-Witnessed Performance Test with no NPSH	\$850 NET
CTEST02	Customer Witnessed Performance Test with no NPSH Test	
CTEST03	Non-Witnessed Performance with 1 Point NPSH Test	
CTEST04	Customer Witnessed Performance with 1 Point NPSH Test	
CTEST05	Non-Witnessed Certified Hydrostatic Test	\$120 NET
CTEST06	Witnessed Certified Hydrostatic Test	

NOTES:

- Certified tests shall be factory laboratory tests conducted in accordance with the edition of ANSI/HI 1.6 and ANSI/HI 2.6 test standards. Test will be evaluated to Level B requirements.
- If the measured performance is within -3% to +5% of the published rating point or the customer specified rating point, the pump will be shipped along with the documentation.
- The factory reserves the right to modify the impeller diameter in order to meet the published or customer specified rating point.
- Head Capacity at the pump casing discharge and amperage draw by the motor will be provided on the certified performance curve.
- Power available for testing is 230/1/60, 230/460/3/60, 600/3/60. Customer's power requirements must match factory's power available. Pumps will be tested at synchronous motor speed.
- All pumps are NPSH tested using vacuum tank suppression.
- For certified testing of frame mount, SAE and air-cooled engine drive pumps, please contact factory.
- Pump will be shipped to location specified on Customer Purchase Order within 24-48 hours from testing completion in Pentair Delavan Lab and receipt of customer approval of test results. Pump(s) will not be held in Lab after this period. A copy of the pump tests will be provided to the fax number on the Customer's Purchase Order.

NAME PLATE EXAMPLE:

B 4 G P B H S

B – Type Of Construction

B="Back Pull-Out" Design

4 – Discharge Size (Inches)
G – Nominal Impeller Diameter (Inches)

3" = A	7" = W	11" = F	15" = EX	18" = EY
4" = M	8" = Y	12" = G	15.5" = XT	19" = EZ
5" = X	9" = Z	13" = J	16" = ET	20" = EE
6" = T	10" = E	14" = N	17" = EW	

P – Type of Drive

P = Electric Motor - Pump Attached Directly to Motor Frame

Q = Engine Drive - Pump Attached Directly to Engine Frame

R = Frame Mounted Belt or Flexible Coupling Drive
RM = Special Duty Mounting Frame

B – Special Features (Optional)

B = Hydraulically Balanced Impeller Design
K = Self-Priming

H – Relative Capacity of Impeller

LL = Very Low

L = Low

M = Medium (Often Omitted)

H = High

HH = Very High

2 – Number Of Stages (Optional)

(Single stages not indicated)

S – Shaft Seal (Optional)

S = Mechanical Seal (Packed Stuffing Box is not indicated)

10 – Horsepower of Motor or Engine

(Normally indicated on Engine Driven Pumps only)

PUMP SIZE EXAMPLE:

4" x 6" x 13" B H

4" – Discharge Size (Inches)
6" – Suction Size (Inches)
13" – Nominal Impeller Diameter (Inches)

3" = A	7" = W	11" = F	15" = EX	18" = EY
4" = M	8" = Y	12" = G	15.5" = XT	19" = EZ
5" = X	9" = Z	13" = J	16" = ET	20" = EE
6" = T	10" = E	14" = N	17" = EW	

B – Special Features (Optional)

B = Hydraulically Balanced Impeller Design

H – Relative Capacity of Impeller

LL = Very Low

L = Low

M = Medium (Often Omitted)

H = High

HH = Very High

The model configurations above illustrate the complete range of closed coupled product identification numbers.

Berkeley® SSCX Series

Electric Motor Drive, Noryl Impeller								
Model No.	HP	Voltage/ Phase	Enclosure	Suction Size	Discharge Size	Catalog No.	List Price	Weight (lbs)
SS1XN-1/2	1/2	115/230-1	ODP	1-1/4"	1"	B78635	\$735	22
		230/460-3				B78636	754	26
		115/230-1	TEFC			B78647	945	32
		230/460-3				B78648	961	29
SS1XN-3/4	3/4	115/230-1	ODP	1-1/4"	1"	B78637	800	25
		230/460-3				B78638	822	23
		115/230-1	TEFC			B78649	1006	37
		230/460-3				B78650	1006	32
SS1XN-1	1	115/230-1	ODP	1-1/4"	1"	B78639	876	27
		230/460-3				B78640	880	22
		115/230-1	TEFC			B78651	1060	40
		230/460-3				B78652	1060	35
SS1XN-11/2	1-1/2	230-1	ODP	1-1/4"	1"	B78641	961	32
		230/460-3				B78642	993	28
		230-1	TEFC			B78653	1,189	50
		230/460-3				B78654	1,189	37
SS11/4XN-2	2	230-1	ODP	1-1/2"	1-1/4"	B78643	1,213	36
		230/460-3				B78644	1,133	31
		230-1	TEFC			B78655	1,314	52
		230/460-3				B78656	1,314	46
SS11/4XN-21	2-1/2	230-1	ODP	1-1/2"	1-1/4"	B78645	1,350	37
		230/460-3				B78646	1,284	33
		230-1	TEFC			B78657	1,550	55
		230/460-3				B78658	1,550	46

The standard seal in a SSCX series pump with a Noryl Impeller is a Buna-Carbon/Ceramic. The volute uses a Buna O-Ring to seal the pumping chambers. Use the Seal Options below to upgrade your seal selection.

Mechanical Seal Options		
Seal Faces	Elastomers – Mechanical Seal & Pump Volute	ODP and TEFC
		SS_XN Seal Adder List Price
Carbon / Ceramic	Buna	Included
Carbon / Ceramic	Viton	\$56
Carbon / Silicon Carbide	Viton	98
Silicon Carbide	Viton	147

Berkeley® SSCX Series

Electric Motor Drive, Stainless Steel Impeller								
Model No.	HP	Voltage/Phase	Enclosure	Suction Size	Discharge Size	Catalog No.	List Price	Weight (lbs)
SS1XS-3/4	3/4	115/230-1	ODP	1-1/4"	1"	B82411	\$917	25
		230/460-3				B82412	970	23
		115/230-1	TEFC			B82413	1,086	37
		208-230/460-3				B82414	1,086	32
SS1XS-1	1	115/230-1	ODP			B82415	986	27
		230/460-3				B82416	1,037	22
		115/230-1	TEFC			B82417	1,143	40
		208-230/460-3				B82418	1,143	35
SS1XS-11/2	1-1/2	230-1	ODP	B82419	1,123	32		
		230/460-3		B82420	1,066	28		
		230-1	TEFC	B82421	1,277	50		
		208-230/460-3		B82422	1,277	37		
SS1XS-2	2	230-1	ODP	B82423	1,277	36		
		230/460-3		B82424	1,189	31		
		230-1	TEFC	B82425	1,413	52		
		208-230/460-3		B82426	1,413	46		
SS1XS-21/2	2-1/2	230-1	ODP	B82427	1,413	37		
		230/460-3		B82428	1,350	33		
		230-1	TEFC	B82429	1,679	55		
		230/460-3		B82430	1,679	46		

The standard seal in a SSCX series pump with a Stainless Steel Impeller and ODP motor is Viton-Carbon/Ceramic. For TEFC equipped pumps a Viton-Silicon Carbide seal is included. Use the Seal Options below to upgrade your seal selection.

Mechanical Seal Options			
Seal Faces	Elastomers – Mechanical Seal & Pump Volute	With ODP Motor	With TEFC Motor
		SS_XS Seal Adder List Price	SS_XS Seal Adder List Price
Carbon / Ceramic	Viton	Included	N.A.
Carbon / Silicon Carbide	Viton	\$98	N.A.
Silicon Carbide	Viton	220	Included

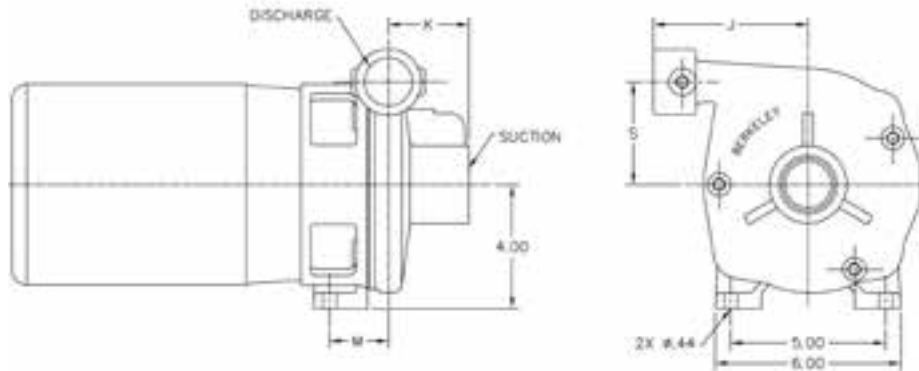
N.A. = Not available

SHURflo® SS Stainless Steel Centrifugal

Open Impeller													
Model No.	HP	Enclosure	NEMA frame	Voltage/Phase	Amps		RPM	Port Size	Body	Impeller	Motor Adaptor	Seals	List Price
					Full Load	Service factor							
COMSV773T	3	TEFC	56J	230/460-3	8.4/3.8	9.2/4.2	3450	2" x 1-1/2"	316SS	316SS	316SS	Viton	\$1,815

Berkeley® C Series

Electric motor drive, cast iron construction, silicon bronze impeller									
Model Number	HP	ODP Single-Phase 230V		ODP Three-Phase 230/460V		Weight Lbs.	Maximum Working Pressure (PSI)	Suction Dimensions (in.)	Discharge Dimensions (in.)
		Catalog Number	List Price	Catalog Number	List Price				
C1-1/4TPMS	3	B53602S	\$2,018	B53603S	\$2,007	55	110	1-1/2" NPT	1-1/4" NPT
C1-1/2TPHS	3	B59212S	2,165	B59213S	1,856	56	110	2" NPT	1-1/2" NPT
C2MPS	3	B53616S	2,105	B53617S	2,005	55	100	2-1/2" NPT	2" NPT

"C" Series Mounting Dimensions

Berkeley® SSHM-2 Horizontal Multi-Stage Pumps

Electric Motor Drive, Self-Priming								
HP	Voltage/Phase	Catalog No.	List Price	Weight (lbs)	Max. Working Pressure	Suction	Discharge	Stages
2	230-1	B86073	\$1,361	95	130 Lbs.	1-1/2"	1-1/4"	3
2	230/460-3 TEFC	B86074	1,551					
2	230-1	B82456-01	1,430					4
2	230/460-3 TEFC	B82639	1,632					

Berkeley® T Series Electric Motor Drive

6" - Nominal Impeller Diameter											
Model Number (Size)	HP	RPM	Shaft Seal	Impeller Material	Volute Connection	ODP 1 Phase		ODP 3 Phase		Weight (Lbs.)	
						Catalog Number	List Price	Catalog Number	List Price		
B1-1/2TPL (1-1/2 x 2 x 6 L)	3	3600	Packing	Cast Iron	NPT	B53747	\$2,951	B51592	\$2,665	105	
	5					B53748	3,369	B53749	2,843	145	
	5			Silicon Bronze		B74385	3,482	B74386	2,961	145	
B1-1/2TPLS (1-1/2 x 2 x 6 L)	3	3600	Mechanical	Cast Iron	NPT	B54493	2,699	B54497	2,406	105	
	5					B54494	3,115	B54498	2,580	145	
	5			Silicon Bronze		B74388	3,230	B74389	2,698	145	
B1-1/2TPM (1-1/2 x 2 x 6 M)	5	3600	Packing	Cast Iron	NPT	B58143	3,390	B58144	2,870	145	
	7.5					B58145	3,878	B58146	3,022	165	
	10					B58147	4,396	B58148	3,426	220	
	5			Silicon Bronze		B74394	3,508	B74393	2,987	145	
	7.5					B74401	3,994	B74405	3,139	165	
	10					B74414	4,508	B74413	3,543	200	
B1-1/2TPMS (1-1/2 x 2 x 6 M)	5	3600	Mechanical	Cast Iron	NPT	B58083	3,138	B58084	2,599	145	
	7.5					B58085	3,659	B58086	2,752	165	
	10					B58087	4,173	B58088	3,198	200	
	5			Silicon Bronze		B74397	3,251	B74396	2,722	145	
	7.5					B74409	3,773	B74407	2,875	165	
	10					B74419	4,287	B74418	3,318	200	
B2TPM (2 x 2-1/2 x 6 M)	3	3600	Packing	Cast Iron	NPT	B53765	3,016	B51603	2,738	105	
	5					B53766	3,439	B53768	2,918	145	
	7.5					B53767	3,919	B53769	3,078	165	
	10					B55576	4,473	B53770	3,503	200	
	3					Silicon Bronze	B73843	3,054	B73844	2,837	105
	5						B73848	3,570	B73849	3,021	145
	7.5			B73853	4,016		B73857	3,177	165		
	10			B73861	4,585		B73862	3,627	200		
	3			Silicon Bronze	B74443		3,145	B74444	2,855	105	
	5				B74447		3,556	B74448	3,037	145	
	7.5				B74451	4,037	B74454	3,196	165		
	10				B74457	4,585	B74458	3,627	200		
3	FLANGED	B74460	2,891		B74461	2,600	105				
5		B74463	3,312		B74464	2,785	145				
7.5		B74466	3,839	B74468	2,943	165					
10		B74471	4,352	B74472	3,386	200					
3		Cast Iron	B54528	2,771	B54533	2,484	105				
5			B54529	3,195	B54534	2,664	145				
7.5	B54530		3,723	B54535	2,820	165					
10	B54648		4,238	B54536	3,269	200					
3	Silicon Bronze		B73864	2,891	B73865	2,600	105				
5			B73867	3,312	B73868	2,785	145				
7.5		B73870	3,839	B73872	2,943	165					
10		B73876	4,352	B73877	3,386	200					
3		FLANGED	B74460	2,891	B74461	2,600	105				
5			B74463	3,312	B74464	2,785	145				
7.5	B74466		3,839	B74468	2,943	165					
10	B74471		4,352	B74472	3,386	200					
3	Cast Iron		B53793	3,084	B51620	2,790	105				
5			B53794	3,489	B53796	2,969	145				
7.5		B53795	4,022	B53797	3,128	165					
10		B55577	4,537	B53798	3,576	200					
15					B53799	3,882	205				

NOTE: Suction and Discharge Companion Flange Kit pricing can be found on page 54, if required.

Berkeley® T Series Electric Motor Drive

6" - Nominal Impeller Diameter												
Model Number (Size)	HP	RPM	Shaft Seal	Impeller Material	Volute Connection	ODP 1 Phase		ODP 3 Phase		Weight (Lbs.)		
						Catalog Number	List Price	Catalog Number	List Price			
B2-1/2TPM (2-1/2 x 3 x 6 M)	3	3600	Packing	Cast Iron	FLANGED	B75939	\$3,072	B75940	\$2,790	105		
	5					B75943	3,489	B75944	2,969	145		
	7.5					B75947	4,022	B75950	3,128	165		
	10					B75953	4,537	B75954	3,576	200		
	15							B75957	3,882	205		
B2-1/2TPMS (2-1/2 x 3 x 6 M)	3	3600	Mechanical	Cast Iron	NPT	B54562	2,835	B54570	2,546	105		
	5					B54563	3,257	B54571	2,727	145		
	7.5					B54564	3,791	B54572	2,884	165		
	10					B54650	4,307	B54573	3,339	200		
	15							B54574	3,643	205		
	3			Cast Iron	FLANGED	B75968	2,835	B75969	2,546	105		
	5					B75971	3,257	B75972	2,727	145		
	7.5					B75974	3,791	B75976	2,884	165		
	10					B75979	4,307	B75980	3,339	200		
	15							B75983	3,643	205		
	3		Silicon Bronze	NPT	B73968	2,951	B73969	2,665	105			
	5				B73971	3,371	B73972	2,844	145			
	7.5				B73974	3,906	B73976	3,003	165			
	10				B73980	4,425	B73981	3,457	200			
	15						B73983	3,761	205			
	3		Silicon Bronze	FLANGED	B74550	2,951	B74551	2,665	105			
	5				B74553	3,371	B74554	2,844	145			
	7.5				B74556	3,906	B74558	3,003	165			
	10				B74561	4,425	B74562	3,457	200			
	15						B74565	3,761	205			
B2-1/2TPMS (2-1/2 x 3 x 6 M)	1	1800	Mechanical	Cast Iron	NPT	B54559	1,933	B54567	1,794	100		
	1.5					B54560	2,058	B54568	1,866	110		
	2					B54561	2,181	B54569	1,935	110		
	1					B75959	1,933	B75960	1,794	100		
	1.5					B75962	2,058	B75963	1,866	110		
	2			B75965	2,181	B75966	1,935	110				
	1			Silicon Bronze	NPT	B73959	2,054	B73960	1,904	100		
	1.5					B73962	2,168	B73963	1,977	110		
	2					B73965	2,274	B73966	2,046	110		
	1					Silicon Bronze	FLANGED	B74541	2,047	B74542	1,904	100
1.5	B74544	2,168	B74545					1,977	110			
2	B74547	2,288	B74548	2,046	110							
B3TPM (3 x 4 x 6 M)	7.5	3600	Packing	Cast Iron	NPT			B53814	4,103	B53815	3,188	175
	10							B55578	4,623	B53816	3,659	210
	15							B53817	3,967	215		
	20							B51633	4,496	325		
	7.5					Cast Iron	FLANGED	B70084	4,080	B70116	3,188	175
	10			B70087	4,623			B70118	3,659	210		
	15							B70119	3,967	215		
	20							B70122	4,496	325		
	7.5			Silicon Bronze	NPT			B74736	4,218	B74740	3,300	175
	10					B74744	4,742	B74745	3,778	210		
15			B74749			4,086	215					
20			B74753			4,617	325					
7.5	Silicon Bronze	FLANGED	B74771			4,218	B74774	3,300	175			
10			B74777	4,742	B74778	3,778	210					
15					B74781	4,086	215					
20					B74784	4,617	325					

NOTE: Suction and Discharge Companion Flange Kit pricing can be found on page 54, if required.

Berkeley® T Series Electric Motor Drive

6" - Nominal Impeller Diameter												
Model Number (Size)	HP	RPM	Shaft Seal	Impeller Material	Volute Connection	ODP 1 Phase		ODP 3 Phase		Weight (Lbs.)		
						Catalog Number	List Price	Catalog Number	List Price			
B3TPMS (3 x 4 x 6 M)	7.5	3600	Mechanical	Cast Iron	NPT	B54589	\$3,856	B54596	\$2,948	175		
	10					B54651	4,374	B54597	3,408	210		
	15							B54598	3,710	215		
	20							B56695	4,338	325		
	7.5					Cast Iron	FLANGED	B70102	3,856	B70129	2,948	175
	10							B70380	4,374	B70131	3,408	210
	15							B70134	3,710	215		
	20							B70137	4,338	325		
	7.5			Silicon Bronze	NPT	B74755	3,971	B74757	3,071	175		
	10					B74761	4,492	B74762	3,526	210		
	15							B74766	3,829	215		
	20							B74768	4,455	325		
	7.5			Silicon Bronze	FLANGED	B74847	3,971	B74849	3,071	175		
	10					B74852	4,492	B74853	3,526	210		
15			B74856			3,829	215					
20			B74859			4,455	325					
B3TPMS (3 x 4 x 6 M)	1	1800	Mechanical	Cast Iron	NPT	B54585	2,526	B54592	2,378	115		
	1.5					B54586	2,633	B54593	2,427	125		
	2					B54587	2,735	B54594	2,470	125		
	3					B69874	3,011	B69872	2,571	160		
	1			Cast Iron	FLANGED	B70090	2,526	B70125	2,390	115		
	1.5					B70092	2,633	B70126	2,427	125		
	2					B70097	2,735	B70127	2,470	125		
	3					B70099	3,011	B70128	2,571	160		
	1			Silicon Bronze	NPT	B74806	2,643	B74807	2,506	115		
	1.5					B74809	2,746	B74810	2,546	125		
	2					B74812	2,849	B74813	2,589	125		
	3					B74815	3,128	B74816	2,689	160		
	1			Silicon Bronze	FLANGED	B74834	2,643	B74835	2,506	115		
	1.5					B74837	2,746	B74838	2,546	125		
2	B74840	2,849	B74841			2,589	125					
3	B74843	3,128	B74844			2,689	160					
B3TPH (3 x 4 x 6 H)	25	3600	Packing	Silicon Bronze	NPT			B66871S	5,348	380		
					FLANGED			B70140S	5,348	380		
B3TPHS (3 x 4 x 6 H)	25	3600	Mechanical	Silicon Bronze	NPT			B66873S	4,944	380		
					FLANGED			B70144S	4,944	380		
B3TPH (3 x 4 x 6 H)	3	1800	Packing	Silicon Bronze	NPT	B66552S	3,431	B66553S	2,995	160		
					FLANGED	B70105S	3,443	B70139S	2,995	160		
B3TPHS (3 x 4 x 6 H)	3	1800	Mechanical	Silicon Bronze	NPT	B66554S	3,201	B66555S	2,751	160		
					FLANGED	B70108S	3,201	B70143S	2,751	160		
B3TPHH (3 x 4 x 6HH)	20	3600	Packing	Silicon Bronze	FLANGED			B82477	5,499	355		
	25							B82475	5,889	400		
B3TPHHS (3 x 4 x 6HH)	20	3600	Mechanical	Silicon Bronze	FLANGED			B82478	5,499	355		
	25							B82476	5,889	400		

NOTE: Suction and Discharge Companion Flange Kit pricing can be found on page 54, if required.

Berkeley® W Series Electric Motor Drive

7" – Nominal Impeller Diameter										
Model Number (Size)	HP	RPM	Shaft Seal	Impeller Material	Volute Connection	ODP 1 Phase		ODP 3 Phase		Weight (Lbs.)
						Catalog Number	List Price	Catalog Number	List Price	
B1WP (1 x 1-1/2 x 7)	3	3600	Packing	Silicon Bronze	NPT	B55567S	\$3,103	B53697S	\$2,811	110
	5					B55568S	3,475	B55569S	2,998	150
	7.5					B58132S	3,980	B55570S	3,163	170
B1WPS (1 x 1-1/2 x 7)	3	3600	Mechanical	Silicon Bronze	NPT	B54485S	2,752	B54486S	2,464	110
	5					B54487S	3,187	B54488S	2,638	150
	7.5					B54489S	3,673	B54490S	2,803	170
B5WP (5 x 6 x 7)	5	1800	Packing	Silicon Bronze	FLANGED	B51920S	6,220	B51922S	5,628	265
	7.5					B51921S	6,816	B51923S	6,017	305
	10							B51924S	6,249	330
B5WPS (5 x 6 x 7)	5	1800	Mechanical	Silicon Bronze	FLANGED	B62577S	6,892	B68315S	6,329	265
	7.5					B62579S	7,506	B62580S	6,714	305
	10					B68316S	8,068	B62581S	6,953	330

NOTE: Suction and Discharge Companion Flange Kit pricing can be found on page 54, if required.

Berkeley® Z Series Electric Motor Drive

9" - Nominal Impeller Diameter											
Model Number (Size)	HP	RPM	Shaft Seal	Impeller Material	Volute Connection	ODP 1 Phase		ODP 3 Phase		Weight (Lbs.)	
						Catalog Number	List Price	Catalog Number	List Price		
B1-1/2ZPL (1-1/2 x 2 x 9 L)	7.5	3600	Packing	Cast Iron	NPT	B53750	\$4,191	B53751	\$3,188	175	
	10					B55574	4,710	B53752	3,566	210	
	15							B53753	3,871	215	
	7.5			B66487S		4,305	B66488S	3,296	175		
	10			B66491S		4,825	B66492S	3,680	210		
	15						B66493S	3,984	215		
B1-1/2ZPLS (1-1/2 x 2 x 9 L)	7.5	3600	Mechanical	Cast Iron	NPT	B54499	3,713	B54500	2,817	175	
	10					B54646	4,234	B54502	3,258	210	
	15							B54504	3,742	215	
	20							B08607	4,676	335	
	7.5			B66489S		3,828	B66490S	2,932	175		
	10			B66832S		4,346	B66833S	3,372	210		
	15						B66841S	3,858	215		
	20						B78660	4,587	335		
B1-1/2ZPH (1-1/2 x 2 x 9 H)	15	3600	Packing	Cast Iron	NPT			B53759	4,424	210	
	20							B52296	4,965	335	
	25							B52297	5,336	380	
	15						B74423	4,536	210		
	20						B74427	5,084	335		
	25						B74431	5,471	380		
B1-1/2ZPHS (1-1/2 x 2 x 9 H)	15	3600	Mechanical	Cast Iron	NPT			B54520	3,803	210	
	20							B54074	4,723	335	
	25							B54075	5,095	380	
	15						B74435	3,920	210		
	20						B74437	4,842	335		
	25						B74439	5,215	380		
B1-1/2ZPHS (1-1/2 x 2 x 9 H)	3	1800	Mechanical	Silicon Bronze	NPT	B75253	3,165	B75254	2,899	159	
B2ZPL (2 x 2-1/2 x 9 L)	10	3600	Packing	Cast Iron	NPT	B55571	4,931	B55572	4,002	220	
	15							B55573	4,304	254	
	20							B55561	4,819	340	
	10					B73881	5,046	B73882	4,027	215	
	15						B73886	4,424	220		
	20						B73890	4,940	340		
	10						B74476	5,046	B74477	4,128	215
	15								B74480	4,424	220
20					B74483	4,940	340				
B2ZPLS (2 x 2-1/2 x 9 L)	10	3600	Mechanical	Cast Iron	NPT	B55562	4,502	B55563	3,516	215	
	15							B55564	3,822	220	
	20							B55565	4,713	340	
	10					B73894	4,597	B73895	3,631	215	
	15						B73899	3,939	220		
	20						B73901	4,827	340		
	10						B74486	4,597	B74487	3,631	215
	15								B74490	3,939	220
20					B74492	4,827	340				
B2ZPH (2 x 2-1/2 x 9 H)	25	3600	Packing	Cast Iron	NPT			B58067	5,601	415	
	30							B58149	6,496	490	
B2ZPHS (2 x 2-1/2 x 9 H)	25	3600	Mechanical	Cast Iron	NPT			B58068	5,336	415	
	30							B58069	6,292	490	
	25							B76253	5,336	415	
	30						B76304	6,292	490		
	30						Silicon Bronze	FLANGED			B85787

NOTE: Suction and Discharge Companion Flange Kit pricing can be found on page 54, if required.

Berkeley® Z Series Electric Motor Drive

9" - Nominal Impeller Diameter															
Model Number (Size)	HP	RPM	Shaft Seal	Impeller Material	Volute Connection	ODP 1 Phase		ODP 3 Phase		Weight (Lbs.)					
						Catalog Number	List Price	Catalog Number	List Price						
B2-1/2ZPL (2-1/2 x 3 x 9 L)	15	3600	Packing	Cast Iron	NPT			B53800	\$4,501	235					
	20							B51626	5,020	345					
	25							B51627	5,377	390					
	30							B53801	6,305	460					
	15					Silicon Bronze					B66536S	4,750	235		
	20										B66537S	5,056	345		
	25										B66539S	5,628	390		
	30										B66541S	6,580	460		
B2-1/2ZPLS (2-1/2 x 3 x 9 L)	15	3600	Mechanical	Cast Iron	NPT			B54576	4,080	235					
	20							B54092	4,941	345					
	25							B54093	5,304	390					
	30							B54094	6,279	460					
	15					Silicon Bronze					B66837S	4,194	235		
	20										B66538S	5,056	345		
	25										B66540S	5,421	390		
	30										B66542S	6,395	460		
B2-1/2ZPLS (2-1/2 x 3 x 9 L) with Bronze Wear Ring	15	3600	Mechanical	Silicon Bronze	FLANGED			B75189	4,253	235					
	20							B75190	5,112	345					
	25							B75191	5,478	390					
	30							B75192	6,458	460					
B2-1/2ZPM (2-1/2 x 3 x 9 M)	2	1800	Packing	Cast Iron	NPT	B53802	\$3,539								
	3							B53803	3,804	B53806	3,382	160			
	5							B53804	4,517	B53807	3,574	180			
	7.5							B53805	5,161	B53808	4,242	220			
	2					Silicon Bronze					B74569	3,737	B74570	3,495	125
	3										B74585	4,021	B74586	3,599	160
	5										B74600	4,731	B74604	3,795	180
	7.5										B74622	5,376	B74623	4,464	220
B2-1/2ZPM (2-1/2 x 3 x 9 M)	2	1800	Packing	Silicon Bronze	FLANGED	B74574	3,737	B74575	3,495	125					
	3							B74589	4,021	B74590	3,599	160			
	5							B74607	4,731	B74610	3,795	180			
	7.5							B74626	5,376	B74627	4,464	220			
B2-1/2ZPMS (2-1/2 x 3 x 9 M)	2	1800	Mechanical	Cast Iron	NPT	B54577	3,235	B54581	2,991	125					
	3							B54578	3,523	B54582	3,086	160			
	5							B54579	4,079	B54583	3,280	180			
	7.5							B54580	4,728	B54584	3,791	220			
B2-1/2ZPMS (2-1/2 x 3 x 9 M)	2	1800	Mechanical	Silicon Bronze	NPT	B74577	3,445	B74578	3,211	125					
	3							B74592	3,735	B74593	3,303	160			
	5							B74612	4,287	B74614	3,497	180			
	7.5							B74631	4,943	B74632	4,006	220			
	2					FLANGED					B74580	3,445	B74581	3,198	125
	3										B74595	3,735	B74596	3,303	160
	5										B74616	4,287	B74618	3,497	180
	7.5										B74635	4,943	B74636	4,006	220

NOTE: Suction and Discharge Companion Flange Kit pricing can be found on page 54, if required.

Berkeley® Z Series Electric Motor Drive

9" - Nominal Impeller Diameter												
Model Number (Size)	HP	RPM	Shaft Seal	Impeller Material	Volute Connection	ODP 1 Phase		ODP 3 Phase		Weight (Lbs.)		
						Catalog Number	List Price	Catalog Number	List Price			
B3ZPL (3 x 4 x 9 L)	20	3600	Packing	Cast Iron	NPT			B51634	\$5,283	360		
	25							B51635	5,637	405		
	30							B53818	6,646	475		
	40							B53819	7,511	540		
	50							B51638	8,486	625		
	20							Cast Iron	FLANGED			B70206
	25					B70209	5,637			405		
	30					B70212	6,646			475		
	40					B70215	7,511			540		
	50					B70218	8,486			625		
	20					Silicon Bronze	NPT					B66674S
	25							B66688S	5,718	405		
	30							B66694S	6,757	475		
	40							B66700S	7,628	540		
	50							B66845S	8,596	625		
	20							Silicon Bronze	FLANGED			B70181S
	25					B70184S	5,718			405		
	30					B70187S	6,757			475		
40			B70190S	7,628	540							
50			B70193S	8,596	625							
							B54112			5,168	360	
B3ZPLS (3 x 4 x 9 L)	20	3600	Mechanical	Cast Iron	NPT			B54113	5,532	405		
	25							B54114	6,612	475		
	30							B54115	7,505	540		
	40							B54116	8,545	625		
	50							B70221	5,168	360		
	20							Cast Iron	FLANGED			B70224
	25					B70227	6,612			475		
	30					B70230	7,505			540		
	40					B70233	8,545			625		
	50					B66675S	5,283			360		
	20					Silicon Bronze	NPT					B66689S
	25							B66695S	6,727	475		
	30							B66701S	7,619	540		
	40							B66847S	8,620	625		
	50							B70196S	5,283	360		
	20							Silicon Bronze	FLANGED			B70198S
	25					B70200S	6,727			475		
	30					B70202S	7,619			540		
40			B70204S	8,620	625							
50												

NOTE: Suction and Discharge Companion Flange Kit pricing can be found on page 54, if required.

Berkeley® Z Series Electric Motor Drive

9" - Nominal Impeller Diameter										
Model Number (Size)	HP	RPM	Shaft Seal	Impeller Material	Volute Connection	ODP 1 Phase		ODP 3 Phase		Weight (Lbs.)
						Catalog Number	List Price	Catalog Number	List Price	
B3ZPM (3 x 4 x 9 M)	3	1800	Packing	Cast Iron	NPT	B53820	\$3,835	B53823	\$3,538	180
	5					B53821	4,716	B53824	3,728	200
	7.5					B53822	5,238	B53825	4,453	240
	10					B55579	5,846	B53826	4,697	240
	15							B51711	5,253	320
	3					Cast Iron	FLANGED	B70158	3,835	B70236
	5			B70159	4,716			B70237	3,728	200
	7.5			B70163	5,238			B70239	4,453	240
	10			B70166	5,846			B70240	4,697	240
	15							B70241	5,253	320
	3			Silicon Bronze	NPT			B66568S	3,962	B66569S
	5					B66580S	4,804	B66581S	3,847	200
	7.5					B66590S	5,322	B66591S	4,591	240
	10					B66600S	5,959	B66601S	4,815	240
	15							B66608S	5,363	320
	3					Silicon Bronze	FLANGED	B71930S	3,962	B71931S
	5			B71932S	4,850			B71933S	3,847	200
	7.5			B71934S	5,350			B71935S	4,571	240
10	B71936S	5,959	B71937S	4,815	240					
15			B71939S	5,363	320					
B3ZPMS (3 x 4 x 9 M)	3	1800	Mechanical	Cast Iron	NPT			B54599	3,692	B54603
	5					B54600	4,252	B54604	3,462	200
	7.5					B54601	4,885	B54605	3,977	240
	10					B54652	5,613	B54606	4,219	240
	15							B54118	5,069	320
	3					Cast Iron	FLANGED	B70169	3,692	B70244
	5			B70172	4,252			B70245	3,462	200
	7.5			B70175	4,885			B70247	3,977	240
	10			B70178	5,613			B70248	4,219	240
	15							B70249	5,069	320
	3			Silicon Bronze	NPT			B66570S	3,807	B66571S
	5					B66582S	4,367	B66583S	3,584	200
	7.5					B66592S	4,999	B66593S	4,092	240
	10					B66602S	5,727	B66603S	4,335	240
	15							B66609S	5,190	316
	3					Silicon Bronze	FLANGED	B71940S	3,788	B71941S
	5			B71942S	4,367			B71943S	3,584	200
	7.5			B71944S	4,999			B71945S	4,092	240
10	B71946S	5,727	B71947S	4,335	240					
15			B71949S	5,190	320					
B3ZPBH (3 x 4 x 9 BH)	30	3600	Packing	Cast Iron	NPT					B55588
	40							B55589	7,705	555
	50							B55541	8,902	640
	60							B55542	9,770	705
	30				FLANGED			B70252	6,825	490
	40							B70255	7,705	555
	50							B70258	8,902	640
	60							B70260	9,770	705

NOTE: Suction and Discharge Companion Flange Kit pricing can be found on page 54, if required.

Berkeley® Z Series Electric Motor Drive

9" - Nominal Impeller Diameter											
Model Number (Size)	HP	RPM	Shaft Seal	Impeller Material	Volute Connection	ODP 1 Phase		ODP 3 Phase		Weight (Lbs.)	
						Catalog Number	List Price	Catalog Number	List Price		
B3ZPBHS (3 x 4 x 9 BH)	30	3600	Mechanical	Cast Iron	NPT			B55543	\$6,830	490	
	40							B55544	7,726	555	
	50							B55545	8,948	640	
	60							B55548	9,843	705	
	75							B68423	12,250	875	
	30							B70263	6,830	490	
	40					B70266	7,726	555			
	50					B70269	8,948	640			
	60					B70272	9,843	705			
	75					B70275	12,250	875			
	30					B77195	7,151	490			
	40					B77198	8,043	555			
	50					B77201	9,272	640			
	60					B77204	10,162	705			
	30					B76758	7,151	490			
	40					B76759	8,043	555			
50			B76760	9,272	640						
60			B76761	10,162	705						
75			B76762	12,568	875						
B4ZPBH (4X5X9 BH)	7.5	1800	Packing	Cast Iron	Flanged			B85691	4,112	320	
	10					B85689MS1	4,685	B85689	4,302	350	
	15							B85687	4,723	400	
	20							B85685	5,273	430	
B4ZPBHS (4X5X9 BH)	7.5	1800	Mechanical	Cast Iron	Flanged	B85692MS1	4,855	B85692	3,931	320	
	10							B85690	4,118	350	
	15							B85688	4,536	400	
	20							B85686	5,077	430	
B5ZPBH (5X6X9 BH)	10	1800	Packing	Cast Iron	Flanged			B85701	4,862	335	
	15							B85699	5,296	365	
	20							B85697	5,858	415	
	25							B85695	6,685	490	
	30							B86081	6,846	535	
B5ZPBHS (5X6X9 BH)	10	1800	Mechanical	Cast Iron	Flanged			B85702	4,658	335	
	15							B85700	5,085	365	
	20							B85698	5,639	415	
	25							B85696	6,453	490	
	30							B86082	6,625	535	
B6ZPL (6 x 8 x 9 L)	10	1800	Packing	Cast Iron	FLANGED	B69509	\$6,628	B69512	5,502	295	
	15							B69548	6,054	415	
	20							B69542	6,495	465	
B6ZPLS (6 x 8 x 9 L)	10	1800	Mechanical	Cast Iron	FLANGED	B69514	5,978	B69515	4,837	295	
	15							B69546	5,821	415	
	20							B69540	6,264	465	
	10						B76777	6,811	B76778	5,693	295
	15								B76779	6,678	415
	20								B76780	7,118	465

NOTE: Suction and Discharge Companion Flange Kit pricing can be found on page 54, if required.

Berkeley® Z Series Electric Motor Drive

9" – Nominal Impeller Diameter												
Model Number (Size)	HP	RPM	Shaft Seal	Impeller Material	Volute Connection	ODP 1 Phase		ODP 3 Phase		Weight (Lbs.)		
						Catalog Number	List Price	Catalog Number	List Price			
B6ZPH (6 x 8 x 9 H)	15	1800	Packing	Cast Iron	FLANGED			B69536	\$6,172	425		
	20							B69531	6,604	475		
	25							B69520	7,390	545		
	30							B69526	7,867	590		
B6ZPHS (6 x 8 x 9 H)	15	1800	Mechanical	Cast Iron	FLANGED			B69535	5,874	425		
	20							B69530	6,306	475		
	25							B69518	7,133	545		
	30							B69525	7,609	590		
	15						Silicon Bronze			B76781	6,728	425
	20							B76782	7,165	475		
	25							B76783	7,991	545		
	30							B76784	8,468	590		
B6ZPBHH (6X8X9 PBHH)	20	1800	Packing	Cast Iron	Flanged			B85709	6,412	419		
	25							B85707	7,208	512		
	30							B85705	7,712	573		
	40							B85703	8,620	647		
B6ZPBHHS (6X8X9 PBHH)	20	1800	Mechanical	Cast Iron	Flanged			B85710	6,122	419		
	25							B85708	6,959	512		
	30							B85706	7,459	573		
	40							B85704	8,343	647		

NOTE: Suction and Discharge Companion Flange Kit pricing can be found on page 54, if required.

Berkeley® E Series Electric Motor Drive

10" – Nominal Impeller Diameter													
Model Number (Size)	HP	RPM	Shaft Seal	Impeller Material	Volute Connection	ODP 1 Phase		ODP 3 Phase		Weight (Lbs.)			
						Catalog Number	List Price	Catalog Number	List Price				
B1-1/2EPL (1-1/2 x 2 x 10 L)	20	3600	Packing	Silicon Bronze	NPT			B51598S	\$6,757	375			
	25							B51599S	7,128	420			
B1-1/2EPLS (1-1/2 x 2 x 10 L)	20	3600	Mechanical	Silicon Bronze	NPT			B54078S	6,210	375			
	25							B54079S	6,582	420			
B2EPBL (2 x 3 x 10 BL)	30	3600	Packing	Cast Iron	NPT			B53790	6,399	490			
	40							B53791	7,323	555			
	30			Silicon Bronze	NPT			B74329	6,126	490			
	40							B74333	7,484	555			
	30					FLANGED			B74496	6,510	490		
	40								B74499	7,484	555		
B2EPBLS (2 x 3 x 10 BL)	30	3600	Mechanical	Cast Iron	NPT			B54084	6,255	490			
	40							B54085	7,177	555			
	30			Cast Iron	FLANGED			B76739	7,975	490			
	40							B77339	8,897	555			
	30					Silicon Bronze	NPT			B74337	6,416	490	
	40									B74341	7,340	555	
	30							FLANGED			B74502	6,416	490
	40										B74505	7,340	555
B2EPBHH (2 x 3 x 10 BHH)	50	3600	Packing	Cast Iron	NPT			B55841	8,321	630			
	60							B55842	9,235	680			
B2EPBHHS (2 x 3 x 10 BHH)	50	3600	Mechanical	Cast Iron	NPT			B55843	8,041	630			
	60							B55844	8,948	680			
	50			Silicon Bronze	NPT			B77327	8,197	630			
	60							B66867S	9,109	680			
	50					FLANGED			B76791	10,491	630		
	60								B76792	11,401	680		
B3EPBL (3 x 4 x 10 BL)	40	3600	Packing	Cast Iron	NPT			B58054	9,139	570			
	50							B58055	10,372	655			
	60							B58056	11,259	705			
	75							B58057	13,666	875			
B3EPBLS (3 x 4 x 10 BL)	40	3600	Mechanical	Cast Iron	NPT			B58058	9,180	570			
	50							B58059	10,407	655			
	60							B58060	11,296	705			
	75							B60609	11,986	875			
	100							B77450	15,067	1460			
	50					Silicon Bronze	NPT			B77189	10,577	655	
	60							B76743	11,464	705			
	75							B77192	12,152	875			
	50			FLANGED					B76764	10,577	655		
	60								B76765	11,464	705		
	75								B76766	12,152	875		
	B3EPM (3 x 4 x 10 M) with Bronze Wear Ring			5	1800	Packing	Cast Iron	NPT	B53828	\$4,987			230
8		B53829	5,608	B53831					4,727	270			
10		B55580	6,137	B53832					4,978	270			
15				B51716					5,543	400			
B3EPMs (3 x 4 x 10 M) with Bronze Wear Ring	5	1800	Mechanical	Cast Iron	NPT	B54607	4,425	B54610	3,648	230			
	8					B54608	5,078	B54611	4,173	270			
	10					B54653	5,580	B54612	4,432	270			
	15							B54125	5,338	400			

NOTE: Suction and Discharge Companion Flange Kit pricing can be found on page 54, if required.

Berkeley® E Series Electric Motor Drive

10" – Nominal Impeller Diameter															
Model Number (Size)	HP	RPM	Shaft Seal	Impeller Material	Volute Connection	ODP 1 Phase		ODP 3 Phase		Weight (Lbs.)					
						Catalog Number	List Price	Catalog Number	List Price						
B4EPBM (4 x 5 x 10 BM)	40	3600	Packing	Cast Iron	FLANGED			B58786	\$9,304	525					
	50							B58787	10,536	590					
	60							B58788	11,424	675					
	75							B58789	13,738	725					
	100							B58790	16,033	895					
	125							B58791	18,771	1,225					
B4EPBMS (4 x 5 x 10 BM)	40	3600	Mechanical	Cast Iron	FLANGED			B58792	8,937	525					
	50							B58793	10,168	590					
	60							B58794	11,053	675					
	75							B62031	14,506	725					
	100							B61804	16,793	895					
	125							B62032	19,529	1,225					
	40					Silicon Bronze					B76769	9,300	525		
	50										B76770	10,535	590		
	60										B76425	11,419	675		
	75										B76771	14,869	725		
	100										B76772	17,157	895		
	125										B76773	19,893	1,225		
	B4EPM (4 x 5 x 10 M)			15			1800	Packing	Cast Iron	FLANGED			B51726	6,761	455
				20									B51727	7,201	495
B4EPMS (4 x 5 x 10 M)	15	1800	Mechanical	Cast Iron	FLANGED			B54154	6,414	455					
	20							B54155	6,853	495					
B5EPBM (5 x 6 x 10 BM)	60	3600	Packing	Silicon Bronze	FLANGED			B56011S	13,054	1,025					
	75							B55984S	14,984	1,165					
	100							B55985S	15,594	1,275					
	125							B55986S	18,400	1,400					
	150							B55987S	20,874	1,575					
B5EPBMS (5 x 6 x 10 BM)	60	3600	Mechanical	Silicon Bronze	FLANGED			B56016S	12,442	1,025					
	75							B62093S	13,825	1,165					
	100							B62094S	16,156	1,275					
	125							B62095S	19,015	1,400					
	150							B62096S	20,310	1,575					
B5EPH (5 x 6 x 10 H)	15	1800	Packing	Cast Iron	FLANGED			B66806	7,574	355					
	20							B66812	8,017	360					
	25							B66818	9,032	370					
B5EPHS (5 x 6 x 10 H)	15	1800	Mechanical	Cast Iron	FLANGED			B66807	7,045	355					
	20							B66813	7,490	360					
	25							B66819	8,296	370					
	15					Silicon Bronze					B76774	7,568	365		
	20										B76775	8,015	370		
	25										B76776	8,821	380		

NOTE: Suction and Discharge Companion Flange Kit pricing can be found on page 54, if required.

Berkeley® G Series Electric Motor Drive

12" – Nominal Impeller Diameter										
Model Number (Size)	HP	RPM	Shaft Seal	Impeller Material	Volute Connection	ODP 1 Phase		ODP 3 Phase		Weight (Lbs.)
						Catalog Number	List Price	Catalog Number	List Price	
B4GPBH (4 x 5 x 12 BH)	15	1800	Packing	Silicon Bronze	FLANGED			B80470	\$6,668	488
	20							B80472	6,885	538
	25							B80474	7,611	603
	30							B80476	8,245	648
	40							B80478	9,195	728
	50							B80480	9,831	788
B4GPBH (4 x 6 x 12 BH) with 6" Suction	15	1800	Packing	Silicon Bronze	FLANGED			B75868	6,946	508
	20							B75859	7,172	558
	25							B75858	7,928	623
	30							B75857	8,588	668
	40							B75856	9,579	748
	50							B75855	10,240	808
B4GPBHS (4 x 5 x 12 BH)	15	1800	Mechanical	Silicon Bronze	FLANGED			B80482	6,943	488
	20							B80484	7,161	538
	25							B80486	7,886	603
	30							B80488	8,521	648
	40							B80490	9,471	728
	50							B80492	10,106	788
B4GPBHS (4 x 6 x 12 BH) with 6" Suction	15	1800	Mechanical	Silicon Bronze	FLANGED			B75869	7,232	508
	20							B75863	7,460	558
	25							B75862	8,215	623
	30							B75861	8,875	668
	40							B75860	9,866	748
	50							B75279	10,526	808
B8GPBM (8 x 10 x 12 BM)	40	1800	Packing	Cast Iron	FLANGED			B51766	13,222	880
	50							B51767	13,990	940
	60							B55999	15,584	1,165
	75							B56000	16,695	1,235
	100							B56001	18,734	1,820
	125							B75241	20,285	1,895
B8GPBMS (8 x 10 x 12 BM)	40	1800	Mechanical	Cast Iron	FLANGED			B54231	12,700	880
	50							B54232	13,342	940
	60							B60625	14,761	1,165
	75							B60621	16,199	1,235
	100							B61666	17,800	1,820
	125							B75242	19,474	1,895
	40						B76785	13,658	880	
	50						B76786	14,346	940	
	60						B76787	15,873	1,165	
	75						B76788	17,419	1,235	
	100						B76789	19,139	1,820	
	125						B76790	20,937	1,895	
B8GPBM (8 x 10 x 12 BM)	15	1200	Packing	Cast Iron	FLANGED			B53863	10,205	745
	20							B53864	13,559	815
	25							B51798	13,942	890
	30							B51799	15,419	940
	40							B75255	16,944	1,120
B8GPBMS (8 x 10 x 12 BM)	15	1200	Mechanical	Cast Iron	FLANGED			B54227	13,384	745
	20							B54228	14,437	815
	25							B54229	14,820	890
	30							B54230	16,297	940
	40							B75257	17,367	1,120

NOTE: Suction and Discharge Companion Flange Kit pricing can be found on page 54, if required.

Berkeley® G Series Electric Motor Drive

12" – Nominal Impeller Diameter										
Model Number (Size)	HP	RPM	Shaft Seal	Impeller Material	Volute Connection	ODP 1 Phase		ODP 3 Phase		Weight (Lbs.)
						Catalog Number	List Price	Catalog Number	List Price	
B10GPBM (10 x 12 x 12 BM)	60	1800	Packing	Cast Iron	FLANGED			B56007	\$17,604	1,170
	75							B56008	18,318	1,240
	100							B56009	20,490	1,820
	125							B56010	22,304	1,895
B10GPBMS (10 x 12 x 12 BM)	60	1800	Mechanical	Cast Iron	FLANGED			B62106	18,128	1,170
	75							B62107	18,863	1,240
	100							B62108	21,087	1,820
	125							B62109	22,946	1,895
B10GPBM (10 x 12 x 12 BM)	20	1200	Packing	Cast Iron	FLANGED			B53865	17,508	820
	25							B50611	18,261	895
	30							B50612	16,532	945
	40							B75261	27,029	1,124
B10GPBMS (10 x 12 x 12 BM)	20	1200	Mechanical	Cast Iron	FLANGED			B54234	18,061	820
	25							B54235	18,831	895
	30							B54236	21,167	945
	40							B75263	27,706	1,124

NOTE: Suction and Discharge Companion Flange Kit pricing can be found on page 54, if required.

Berkeley® J Series Electric Motor Drive

13" – Nominal Impeller Diameter										
Model Number (Size)	HP	RPM	Shaft Seal	Impeller Material	Volute Connection	ODP 1 Phase		ODP 3 Phase		Weight (Lbs.)
						Catalog Number	List Price	Catalog Number	List Price	
B2-1/2JPBM (2-1/2 x 4 x 13 BM)	15	1800	Packing	Cast Iron	NPT			B51693	\$5,700	450
	20							B51694	6,251	500
	25							B53810	6,853	570
	15			Silicon Bronze				B74656	6,030	450
	20							B74640	6,479	500
	25							B74644	7,148	570
B2-1/2JPBMS (2-1/2 x 4 x 13 BM)	15	1800	Mechanical	Cast Iron	NPT			B54104	5,064	450
	20							B54105	5,566	500
	25							B54106	6,608	570
	15			Silicon Bronze				B74660	5,651	450
	20							B74652	6,099	500
	25							B74648	6,933	570
B3JPBL (3 x 4 x 13 BL)	15	1800	Packing	Cast Iron	NPT			B51717	5,955	455
	20							B51718	6,401	505
	25							B53833	7,117	575
	30							B53834	7,598	620
	15			Silicon Bronze				B74664	6,350	455
	20							B74668	6,797	505
	25							B74672	7,510	575
	30							B74676	7,995	620
B3JPBLS (3 x 4 x 13 BL)	15	1800	Mechanical	Cast Iron	NPT			B54130	5,519	455
	20							B54131	5,967	505
	25							B54132	6,865	575
	30							B54133	7,350	620
	15			Silicon Bronze				B74680	5,913	455
	20							B74684	6,360	505
	25							B74688	7,262	575
	30							B74692	7,746	620
B3JPBM (3 x 4 x 13 BM)	15	1800	Packing	Cast Iron	NPT			B51721	5,721	455
	20							B51722	6,293	505
	25							B53835	7,000	505
	30							B53836	7,511	575
	40							B51725	8,250	620
	15			Silicon Bronze				B74696	6,253	455
	20							B74700	6,690	505
	25							B74704	7,390	575
	30							B74708	7,871	620
	40							B74712	8,667	700
B3JPBMS (3 x 4 x 13 BM)	15	1800	Mechanical	Cast Iron	NPT			B54140	5,578	455
	20							B54141	6,027	505
	25							B54142	6,956	575
	30							B54143	7,439	620
	40							B54144	8,250	700
	15			Silicon Bronze				B74716	5,976	455
	20							B74720	6,421	505
	25							B74724	7,350	575
	30							B74728	7,837	620
	40							B74732	8,667	700

NOTE: Suction and Discharge Companion Flange Kit pricing can be found on page 54, if required.

Berkeley® J Series Electric Motor Drive

13" – Nominal Impeller Diameter										
Model Number (Size)	HP	RPM	Shaft Seal	Impeller Material	Volute Connection	ODP 1 Phase		ODP 3 Phase		Weight (Lbs.)
						Catalog Number	List Price	Catalog Number	List Price	
B4JPBH (4 x 5 x 13 BH)	20	1800	Packing	Cast Iron	FLANGED			B58872	\$7,830	540
	25							B58873	8,674	605
	30							B58874	9,126	650
	40							B58875	10,440	730
	50							B58876	11,158	790
	20			Silicon Bronze				B75871	7,944	540
	25							B75872	8,789	605
	30							B75873	9,246	650
	40							B75874	10,553	730
	50							B75875	11,274	790
B4JPBHS (4 x 5 x 13 BH)	20	1800	Mechanical	Cast Iron	FLANGED			B58877	7,629	540
	25							B58878	8,658	605
	30							B58879	9,138	650
	40							B58880	10,492	790
	50							B58881	11,243	850
	20			Silicon Bronze				B75876	7,745	540
	25							B75877	8,773	605
	30							B75878	9,252	650
	40							B75879	10,611	790
	50							B75880	11,357	850
B4JPBHH (4 x 6 x 13 BHH)	60	1800	Packing	Cast Iron	FLANGED			B55974	13,538	855
B4JPBHHS (4 x 6 x 13 BHH)	60	1800	Mechanical	Cast Iron	FLANGED			B62036	13,116	855
B6JPBL (6 x 8 x 13 BL)	25	1800	Packing	Cast Iron	FLANGED			B53858	9,377	670
	30							B53859	9,861	715
	40							B51759	11,259	795
	50							B51760	12,022	855
B6JPBLS (6 x 8 x 13 BL)	25	1800	Mechanical	Cast Iron	FLANGED			B54214	9,054	670
	30							B54215	9,539	715
	40							B54216	10,908	795
	50							B54217	11,694	855
B6JPBM (6 x 8 x 13 BM)	30	1800	Packing	Cast Iron	FLANGED			B58126	9,766	720
	40							B56761	11,130	800
	50							B56762	11,870	860
	60							B58127	13,867	1,085
	75							B58128	15,067	1,155
B6JPBM (6 x 8 x 13 BM)	30	1800	Packing	Silicon Bronze	FLANGED			B74909	10,593	720
	40							B74913	11,963	800
	50							B74917	12,710	860
	60							B74921	14,569	1,085
	75							B74925	15,853	1,155

NOTE: Suction and Discharge Companion Flange Kit pricing can be found on page 54, if required.

Berkeley® J Series Electric Motor Drive

13" – Nominal Impeller Diameter												
Model Number (Size)	HP	RPM	Shaft Seal	Impeller Material	Volute Connection	ODP 1 Phase		ODP 3 Phase		Weight (Lbs.)		
						Catalog Number	List Price	Catalog Number	List Price			
B6JPBMS (6 x 8 x 13 BM)	30	1800	Mechanical	Cast Iron	FLANGED			B56768	\$9,666	720		
	40							B56769	11,055	800		
	50							B56770	11,822	860		
	60							B62097	12,836	1,085		
	75							B08201	13,936	1,155		
	30						Silicon Bronze			B74941	10,450	720
	40							B74945	11,847	799		
	50							B74949	12,606	860		
	60							B74953	13,623	1,085		
	75							B74955	14,722	1,155		
B6JPBM (6 x 8 x 13 BM)	10	1200	Packing	Cast Iron	FLANGED			B56757	9,603	590		
	15							B58124	10,879	665		
	20							B58125	11,487	735		
	10						Silicon Bronze			B74897	10,390	590
	15							B74901	11,709	665		
	20							B74905	12,204	735		
B6JPBMS (6 x 8 x 13 BM)	10	1200	Mechanical	Cast Iron	FLANGED			B56765	9,355	590		
	15							B56766	10,538	665		
	20							B56767	11,433	735		
	10						Silicon Bronze			B74929	10,084	590
	15							B74933	11,323	665		
	20							B74937	11,748	735		
B6JPBH (6 x 8 x 13 BH)	75	1800	Packing	Cast Iron	FLANGED			B58301	15,855	1,155		
	100							B58439	18,087	1,355		
B6JPBHS (6 x 8 x 13 BH)	75	1800	Mechanical	Cast Iron	FLANGED			B08193	15,525	1,155		
	100							B62098	17,722	1,355		
B8JPBH (8x10x13 PBH)	60	1800	Packing	Cast Iron	Flanged			B85776	16,800	1170		
	75							B85774	17,931	1240		
	100							B85772	20,241	1410		
	125							B85770	22,188	1820		
	150							B85768	25,039	2100		
B8JPBHS (8x10x13 PBH)	60	1800	Mechanical	Cast Iron	Flanged			B85777	17,166	1170		
	75							B85775	17,949	1240		
	100							B85773	20,707	1410		
	125							B85771	21,537	1820		
	150							B85769	25,428	2100		
B10JPBH (10x12x13 PBH)	100	1800	Packing	Cast Iron	Flanged			B85764	20,772	1820		
	125							B85762	22,428	1895		
	150							B85760	25,400	1930		
	200							B85758	30,703	2250		
B10JPBHS (10x12x13 PBH)	100	1800	Mechanical	Cast Iron	Flanged			B85765	21,507	1820		
	125							B85763	23,162	1895		
	150							B85761	26,134	1930		
	200							B85759	31,156	2250		

NOTE: Suction and Discharge Companion Flange Kit pricing can be found on page 54, if required.

Berkeley® EX Series Electric Motor Drive

15" – Nominal Impeller Diameters										
Model Number (Size)	HP	RPM	Shaft Seal	Impeller Material	Volute Connection	ODP 1 Phase		ODP 3 Phase		Weight (Lbs.)
						Catalog Number	List Price	Catalog Number	List Price	
B4EXPBL (4 x 5 x 15 BL)	60	1800	Packing	Cast Iron	FLANGED			B55975	\$17,122	1,060
	75							B55976	18,354	1,130
B5EXPBH (5 x 6 x 15 BH)	100	1800	Packing	Cast Iron	FLANGED			B55988	20,863	1,265
	125							B55989	22,733	1,475
B6EXPBL (6 x 8 x 15 BL)	75	1800	Packing	Cast Iron	FLANGED			B55994	18,545	1,065
	100							B55995	20,742	1,265
B6EXPBLS (6 x 8 x 15 BL)	75	1800	Mechanical	Cast Iron	FLANGED			B68434	20,152	1,065
	100							B68436	22,137	1,265
B6EXPBH (6 x 8 x 15 BH)	75	1800	Packing	Cast Iron	FLANGED			B58129	18,821	1,065
	100							B58130	21,014	1,265
	125							B58131	22,274	1,335
	150							B56803	25,454	1,410
	200							B56804	29,445	1,570
B6EXPBHS (6 x 8 x 15 BH)	75	1800	Mechanical	Cast Iron	FLANGED			B68438	20,339	1,065
	100							B68440	22,535	1,265
	125							B68442	23,654	1,335
	150							B62103	27,367	1,410
	200							B62104	31,262	1,570

Berkeley® EY Series

18" – Nominal Impeller Diameters										
Model Number (Size)	HP	RPM	Shaft Seal	Impeller Material	Volute Connection	ODP 1 Phase		ODP 3 Phase		Weight (Lbs.)
						Catalog Number	List Price	Catalog Number	List Price	
B4EYPBM (4 x 5 x 18 BM)	40	1800	Packing	Cast Iron	FLANGED			B83191	\$11,694	965
	50							B83195	14,783	1,025
	60							B83192	16,679	1,250
	75							B83193	17,875	1,320
	100							B83188	20,032	1,810
B4EYPBMS (4 x 5 x 18 BM)	40	1800	Mechanical	Cast Iron	FLANGED			B83186	13,363	965
	50							B83187	14,103	1,025
	60							B83194	16,074	1,250
	75							B83189	17,576	1,320
	100							B83190	19,685	1,810
B4EYPBH (4 x 5 x 18 BH)	100	1800	Packing	Cast Iron	FLANGED			B83196	19,389	1,810
	125							B83197	21,120	1,962

NOTE: Suction and Discharge Companion Flange Kit pricing can be found on page 54, if required.

Berkeley® Electric Motor Drive

Self-Priming										
Model Number (Size)	HP	RPM	Shaft Seal	Impeller Material	Volute Connection	ODP 1 Phase		ODP 3 Phase		Weight (Lbs.)
						Catalog Number	List Price	Catalog Number	List Price	
B2XPKS (2 x 2 x 5)	1-1/2	3600	Mechanical	Cast Iron	NPT	B51499	\$1,904	B51502	\$1,965	91
	2					B51500	2,051	B51503	2,092	95
	3					B51501	2,358	—	—	98
B3TPKS (3 x 3 x 6)	10	3600	Mechanical	Cast Iron	NPT	B60767	4,663	B60768	3,790	220
	15					B60769	4,179	B60762	2,890	329
	1-1/2	1800				B60761	3,099	B60762	2,890	132
	2					B60763	3,200	B60764	2,933	177
	3					B60765	3,497	B60766	3,040	190
B4TPKLS (4 x 4 x 6 L)	3	1800	Mechanical	Cast Iron	NPT	B54629	4,863	B54630	4,453	185
B4TPKHS (4 x 4 x 6 H)	5	1800	Mechanical	Cast Iron	NPT	B54631	5,408	B54632	4,716	196
B4ZPKS (4 x 4 x 9)	5	1800	Mechanical	Cast Iron	NPT	B58449	5,444	B58450	4,750	370
	7-1/2					B54633	6,113	B54634	5,175	350
	10					B54635	6,625	B54636	5,439	423

NOTE: See page 4 for model description.

Berkeley® Electric Motor Drive

Seal Adders				
RPM Range	Horsepower Range	Viton	EPDM	Sil-Carbide/ Viton
1200	1-50 HP	\$62	\$62	\$148
1200	60-125 HP	91	91	308
1800	1-50 HP	62	62	148
1800	60-125 HP	91	91	308
3600	5-60 HP	62	62	148
3600	75-150 HP	91	91	308

Seal adders are for Berkeley® B-Line electric closed coupled pumps only. Please note, standard Berkeley Pumps are designed for pumping water only. Always check chemical compatibility charts when pumping solutions other than water.

Consult factory for additional seal options and lead times.

EPDM seals use standard carbon/ceramic rotating and stationary faces with 316 stainless steel compression spring. The operating temperature range is from -50° F to 300° F, EPDM seals are not compatible with petroleum products.

Viton seals use standard carbon/ceramic rotating and stationary faces with 316 stainless steel compression spring. The operating temperature range is from -10° F to 400° F. Viton seals have a wider range of chemical compatibility than standard BUNA or EPDM seals.

Sil-Car/Viton seals use an extremely durable silicon carbide material on both the stationary and rotating faces. Elastomers are Viton, 316 stainless compression spring. The operating temperature is from -10° F to 400° F.

Berkeley® Electric Motor Drive

Standard Efficiency Motor Adders						
	HP	Voltage	1 Phase TEFC List Price Adder	3 Phase TEFC List Price Adder	1 Phase ODP 200V List Price Adder	3 Phase ODP 200V List Price Adder
3600 RPM	1	230/460	\$214	\$214	-	\$232
	1-1/2		352	164	-	278
	2		392	164	-	278
	3		284	199	\$306	306
	5		710	199	383	383
	7-1/2		736	199	569	569
	10		793	256	609	609
	15		-	284	-	669
	20		-	550	-	687
	25		-	1,064	-	937
	30	-	1,302	-	1,004	
	40	-	2,037	-	1,034	
	50	460	-	2,716	-	1,370
	60		-	2,716	-	1,522
	75		-	3,847	-	2,855
	100		-	5,657	-	-
	125		-	9,164	-	-
	150		-	9,277	-	-
200	-		-	-	-	
200	-		-	-	-	
1800 RPM	1	230/460	453	155	-	211
	1-1/2		453	155	-	211
	2		453	195	306	224
	3		566	235	422	235
	5		905	236	512	236
	7-1/2		1019	286	576	286
	10		1075	378	-	378
	15		-	453	-	467
	20		-	453	-	876
	25		-	453	-	1,309
	30	-	1,471	-	1,672	
	40	-	2,233	-	2,006	
	50	460	-	2,716	-	2,326
	60		-	3,394	-	3,039
	75		-	4,525	-	3,647
	100		-	4,752	-	4,710
	125		-	4,978	-	7,592
	150		-	-	-	7,896
200	-		-	-	-	
200	-		-	-	-	
1200 RPM	10	230/460	-	720	-	604
	15		-	812	-	641
	20		-	1,072	-	905
	25		-	1,117	-	980
	30		-	1,587	-	1,231
	40		-	2,280	-	-

*Part wind start is available upon request.

NOTE 1: For list price adder on HP not listed consult factory.

NOTE 2: Pump price with standard motor + list price adder for non-standard motor = total price for pump equipped with non-standard motor.

Standard ODP motor price + list price adder for non-standard motor = total price for motor.

Berkeley® Electric Motor Drive

Premium Efficiency Motor Adders					
	HP	Voltage	Nominal Efficiency (%)	Frame	List Adder
ODP Motors					
3600 RPM	3	230/460	86	182JM	\$453
	5		87	184JM	312
	7-1/2		89	213JM	261
	10		90	215JM	744
	15		90	254JM	793
	20		91	256JM	837
	25		92	284JM	885
	30		92	286JM	1,244
	40	92	324JM	1,358	
	50	460	93	326JM	1,585
	60		94	364TCZ	1,810
	75		94	364JP	3,093
	100		94	365JP	3,609
	125		94	-	-
	150		94	-	-
	200		95	-	-
1800 RPM	3		230/460	90	182JM
	5	90		184JM	256
	7-1/2	91		213JM	340
	10	92		215JM	369
	15	93		254JM	905
	20	93		256JM	963
	25	94		284JM	1,106
	30	94		286JM	1,556
	40	94	324JM	1,697	
	50	460	95	326JM	1,981
	60		95	364TCZ	2,165
	75		95	365TCZ	2,370
	100		95	404TCZ	2,423
	125		95	-	-
	150		96	-	-
	200		96	-	-

* Part wind start is available upon request.

** Frame size may vary.

NOTE 1: For list price adder on HP not listed consult factory.

NOTE 2: Pump price with standard motor + list price adder for non-standard motor = total price for pump equipped with non-standard motor.

NOTE 3: Consult factory for HPs not listed.

Berkeley® Electric Motor Drive

Premium Efficiency Motor Adders					
	HP	Voltage	Nominal Efficiency (%)	Frame	List Adder
TEFC Motors					
3600 RPM	3	230/460	87	182JM	\$624
	5		89	184JM	510
	7-1/2		90	213JM	708
	10		90	215JM	905
	15		91	254JM	1,358
	20		91	256JM	1,697
	25		92	284JM	1,810
	30		92	286JM	2,263
	40	92	324JM	2,376	
	50	460	93	326JM	2,489
	60		94	364TCZ	4,525
	75		94	365TCZ	-
	100		94	405TCZ	-
	125		95	-	-
	150		95	-	-
	200		95	-	-
1800 RPM	3		230/460	90	182JM
	5	90		184JM	510
	7-1/2	92		213JM	566
	10	92		215JM	1,019
	15	92		254JM	1,697
	20	93		256JM	2,263
	25	94		284JM	3,394
	30	94		286JM	3,960
	40	94	324JM	3,960	
	50	460	95	326JM	4,525
	60		95	364TCZ	4,794
	75		95	365TCZ	4,897
	100		95	405TCZ	-
	125		95	-	-
	150		96	-	-
	200		96	-	-

* Part wind start is available upon request.

** Frame size may vary.

NOTE 1: For list price adder on HP not listed consult factory.

NOTE 2: Pump price with standard motor + list price adder for non-standard motor = total price for pump equipped with non-standard motor.

NOTE 3: Consult factory for HPs not listed.

Berkeley® Electric Motor Drive – Motor Only Pricing

ODP					TEFC				
Part Number	HP	Frame	Voltage	List Price	Part Number	HP	Frame	Voltage	List Price
3600 RPM, Single Phase, JM Frame									
C218-177	3	182JM	115/230	\$991	M09694	3	182JM	115/230	\$1,429
C218-191	3	182JM	200	1,244					
C218-180	5	184JM	230	1,187	M08234	5	184JM	230	1,938
C218-192	5	184JM	200	1,351					
S22351	7.5	213JM	230	1,860	S30227	7.5	213JM	230	2,126
S28885	10	215JM	230	2,284	S39252	10	215JM	230	2,367
M15041	10	215JM	200	4,447					
3600 RPM, Three Phase, JM Frame									
C218-179BD	3	145JM	230/460	\$675	M09091BD	3	145JM	230/460	\$962
C218-182BD	5	182JM	230	809	M08364US	5	182JM	230/460	1,105
S22353BD	7.5	184JM	230/460	905	M08360US	7.5	184JM	230/460	1,234
M11051BD	10	213JM	230/460	1,213	M08297BD	10	215JM	230/460	1,604
S22357BD	15	215JM	230/460	1,611	M08336US	15	215JM	230/460	2,002
S28574BD	20	254JM	230/460	2,191	M08235BD	20	256JM	230/460	2,753
S28562BD	25	256JM	230/460	2,340	M08310US	25	256JM	230/460	3,821
S28563BD	30	284JM	230/460	2,744	M08583BD	30	284JM	230/460	4,581
S28564BD	40	286JM	230/460	3,425	M09388	40	324JM	230/460	7,400
S28565BD	50	324JM	460	4,578	M10537	50	326JM	460	8,877
S28603BD	60	326JM	460	6,957	M13586	60	326JM	460	9,242
3600 RPM, Single Phase, JP Frame									
S22999	3	182JP	230	\$1,070					
S22972	5	184JP	230	1,215	M08599	5	184JP	230	\$1,493
S22973	7.5	213JP	230	1,955	M12298	7.5	213JP	230	2,032
S29488	10	215JP	230	2,170	M11260	10	215JP	230	2,367
3600 RPM, Three Phase, JP Frame									
S22080BD	3	145JP	230/460	\$683	M10456	3	145JP	230/460	\$832
S22979BD	5	182JP	230/460	799	M09687	5	184JP	230/460	1,085
S22980BD	7.5	184JP	230/460	966	M10474US	7.5	184JP	230/460	1,139
S22981BD	10	213JP	230/460	1,213	M09689US	10	215JP	230/460	1,596
M11062BD	15	215JP	230/460	1,596	M08298US	15	215JP	230/460	1,847
M11069BD	20	254JP	230/460	1,962	M08285US	20	256JP	230/460	2,964
M11077BD	25	256JP	230/460	2,273	M09337US	25	256JP	230/460	3,522
S22983BD	30	284JP	230/460	2,859	M08592US	30	284JP	230/460	4,574
S22984BD	40	286JP	230/460	3,373	M10476	40	324JP	230/460	5,740
S22111BD	50	324JP	460	5,319	M08299	50	326JP	230/460	6,945
S22114BD	60	326JP	460	6,407	M10465	60	364JP	230/460	8,919
S22995BD	75	326TCZ	460	7,277	M10482	75	365JP	460	11,032
S22996BD	100	365JP	460	11,282	M10483	100	405JP	460	18,125
S30408	125	404TCZ	460	14,023					
S30409	150	405TCZ	460	18,436					

NOTE: Motor manufacturer will vary based on current inventory.

Berkeley® Electric Motor Drive – Motor Only Pricing

ODP					TEFC				
Part Number	HP	Frame	Voltage	List Price	Part Number	HP	Frame	Voltage	List Price
1800 RPM, Single Phase, JM Frame									
S22324	1	143JM	115/230	\$770					
S22328	1.5	145JM	115/230	1,021	M08669	1.5	145JM	115/230	\$1,121
S22334	2	182JM	230	1,070	M14931	2	182JM	230	3,043
S22340	3	184JM	230	1,211	M13848	3	184JM	230	1,226
S22345	5	213JM	230	1,730	M09336	5	213JM	230	2,278
S22350	7.5	215JM	230	2,210	M12495	7.5	215JM	230	2,452
S28884	10	215JM	230	2,309	M10390	10	215JM	230	3,373
1800 RPM, Three Phase, JM Frame									
S22337BD	2	145JM	230/460	\$742	M08668US	2	145JM	230/460	\$791
S22343BD	3	182JM	230/460	729	S32236US	3	182JM	230/460	881
S22348BD	5	184JM	230/460	930	M08312US	5	184JM	230/460	1,067
S22352BD	7.5	213JM	230/460	1,173	M08284US	7.5	213JM	230/460	1,303
S22355BD	10	215JM	230/460	1,422	M09715US	10	215JM	230/460	1,537
M11064BD	15	254JM	230/460	1,859	M08311US	15	254JM	230/460	2,294
S28566BD	20	256JM	230/460	2,348	M10604US	20	256JM	230/460	2,693
S28567BD	25	284JM	230/460	2,689	S33823	25	284JM	230/460	3,377
S28568BD	30	286JM	230/460	3,001	M08655BD	30	286JM	230/460	3,498
S28569BD	40	324JM	230/460	3,745	S34563	40	324JM	230/460	5,718
S28602	50	326JM	460	6,321	M14921	50	326JM	230/460	8,639
1800 RPM, Single Phase, JP Frame									
S22060	1	143JP	115/230	\$569					
S22064	1.5	145JP	115/230	924					
S22968	2	182JP	230	1,006					
S22969	3	184JP	230	1,233					
S22970	5	213JP	230	1,768					
M11038	7.5	215JP	208/230	2,301					
S22971	7.5	215JP	230	2,184					
S29489	10	215JP	230	2,664					
1800 RPM, Three Phase, JP Frame									
S22062BD	1	143JP	230/460	\$675					
S22067BD	1.5	145JP	230/460	675					
S22073BD	2	145JP	230/460	653	M10455	2	145JP	230/460	\$734
S22974BD	3	182JP	230/460	653	M10468US	3	182JP	230/460	847
S22975BD	5	184JP	230/460	806	S40510	5	184JP	230/460	987
M11047BD	7.5	213JP	230/460	1,173	M10472	7.5	213JP	230/460	1,298
S22977BD	10	215JP	230/460	1,366	M08516US	10	215JP	230/460	1,620
M11067BD	15	254JP	230/460	1,859	M08609US	15	254JP	230/460	2,298
S22098BD	20	256JP	230/460	2,212	M09083US	20	256JP	230/460	2,697
S22991BD	25	284JP	230/460	2,689	S40504	25	284JP	230/460	3,377
S22992BD	30	286JP	230/460	3,501	M10480BD	30	284JP	230/460	3,677
S22107BD	40	324JP	230/460	3,904	M10462	40	324JP	230/460	7,531
S22110BD	50	326JP	230/460	5,756	M10463	50	326JP	230/460	9,028
S22993BD	60	364JP	460	8,727	M10481	60	364JP	460	11,295
S22994BD	75	365JP	460	9,780	S37363	75	365JP	230/460	15,406
S30412	100	404TCZ	460	15,092	M10495	100	405TCZ	460	20,775
S30413	125	405TCZ	460	14,692	M13801	125	405TCZ	460	18,944
S22124	150	444TY	460	23,147					
S22126	200	445TY	460	28,613					

NOTE: Motor manufacturer will vary based on current inventory.



TYPE "B" CLOSE COUPLED CENTRIFUGALS

Berkeley® Electric Motor Drive – Motor Only Pricing

ODP					TEFC				
Part Number	HP	Frame	Voltage	List Price	Part Number	HP	Frame	Voltage	List Price
1200 RPM, Three Phase, JM Frame									
S28570	10	256JM	230/460	\$2,480					
S28571	15	284JM	230/460	3,645	M10487	15	284JM	230/460	\$6,326
S28572BD	20	286JM	230/460	6,471	M10488	20	286JM	230/460	5,364
S28573	25	324JM	230/460	5,913	M10169	25	324JM	230/460	5,326
S28604	30	326JM	230/460	6,660					
M11193	40	364JM	460	9,485					
1200 RPM, Three Phase, JP Frame									
S22091	10	256JP	230/460	\$2,017	M10457	10	256JP	230/460	\$4,442
S22987	15	284JP	230/460	3,529	M10477	15	284JP	230/460	4,316
S22988BD	20	286JP	230/460	4,201	M10478	20	286JP	230/460	5,879
S22100	25	324JP	230/460	8,976	M10459	25	324JP	230/460	5,414
S22103	30	326JP	230/460	5,621	M10174	30	326JP	230/460	5,449
M11192	40	364TCZ	460	10,560					

NOTE: Motor manufacturer will vary based on current inventory.

Pentek® PPX Three Phase Pump Panels

Part Number	Max HP of Contactor	Disconnect A	Max Total A	OL Current range	NEMA size	List price
208 VAC						
PPX-1A-13-30R	7.5	30	13.5	6.5 - 13.5	1	\$906
PPX-1A-27-30R	7.5	30	27	13 - 27	1	906
PPX-2A-50-60R	10	60	50	25 - 50	2	1,221
PPX-3A-70-100R	25	100	70	35 - 70	3	1,656
PPX-3A-135-100R	25	100	100	65 - 135	3	1,656
230-240 VAC						
PPX-1B-13-30R	7.5	30	13.5	6.5 - 13.5	1	906
PPX-1B-27-30R	7.5	30	27	13 - 27	1	906
PPX-2B-50-60R	15	60	50	25 - 50	2	1,221
PPX-3B-70-100R	30	100	70	35-70	3	1,418
PPX-3B-135-100R	30	100	100	65-135	3	1,656
460-480 VAC						
PPX-1C-13-30R	10	30	13.5	6.5 - 13.5	1	906
PPX-1C-27-30R	10	30	27	13 - 27	1	906
PPX-2C-50-60R	25	60	50	25 - 50	2	1,221
PPX-3C-70-100R	50	100	70	35-70	3	1,656
PPX-3C-135-100R	50	100	100	65-135	3	1,656
PPX-4C-135-200R	100	200	135	65-135	4	3,046
575-600 VAC						
PPX-1D-13-30R	10	30	13.5	6.5 - 13.5	1	906
PPX-1D-27-30R	10	30	27	13 - 27	1	907
PPX-2D-50-60R	25	60	50	25 - 50	2	1,221
PPX-3D-135-100R	50	100	100	65-135	3	1,656

Berkeley® Z Series – Hydraulic Motor Drive

9" – Nominal Impeller Diameter							
Model Number (Size)	Rotation	Shaft Seal	Impeller Material	Volute Connection	Catalog Number	List Price	Weight (Lbs.)
B3ZRM (3 x 4 x 9 M)	CW	Packing	Cast Iron	NPT	B80357	\$3,258	108
				VICTAULIC	B81203	3,327	
				FLANGED	B81205	3,196	
	CCW			NPT	B80360	3,258	
				VICTAULIC	B81204	3,327	
B4ZRKH (4 x 4 x 9)	CW	Packing	Cast Iron	NPT	B80468	5,195	195

NOTE: Suction and Discharge Companion Flange Kit pricing can be found on page 54, if required.

Belt and Coupling Drive								
Model Number (Size)	Drive Type	Rotation	Shaft Seal	Impeller Material	Volute Connection	Catalog Number	List Price	Weight (Lbs.)
B1MRS (1 x 1-1/4 x 4)	Coupling	CCW	Mechanical	Cast Iron	NPT	B56413	\$717	15
B1XRS (1 x 1-1/4 x 5)	Coupling					B56414	717	15
	BELT					B01784	717	20
B1XRMS (1 x 1-1/4 x 5)	Coupling	B56415S		633		17		
	BELT	B07005S		645				
B1-1/2TRLS (1-1/2 x 2 x 6 L)	Coupling	B56417		1,032		37		
		Belt		B74361		1,109	37	
	BELT	B03539		1,032		35		
B2TRMS (2 x 2-1/2 x 6 M)	Coupling	B56418		1,058		37		
	BELT	B03540		1,058		40		
		B56419		1,123		41		
B2-1/2TRMS (2-1/2 x 3 x 6 M)	Coupling	B03541		1,123		42		
	BELT	B56420		1,226		45		
B3TRMS (3 x 4 x 6 M)	Coupling	B03542		1,226		50		
	BELT							

Berkeley® Z Series

9" – Nominal Impeller Diameter								
Model Number (Size)	Rotation	Shaft Seal	Impeller Material	Volute Connection	Catalog Number	List Price	Weight (Lbs.)	
B1-1/2ZRL (1-1/2 x 2 x 9 L)	CW	Packing	Cast Iron	NPT	B52383	\$1,682	90	
			Silicon Bronze		B74963	1,790	80	
B1-1/2ZRLS (1-1/2 x 2 x 9 L)		Mechanical	Cast Iron		B68454	1,891	80	
B2ZRL (2 x 2-1/2 x 9 L)	CW	Packing	Cast Iron	NPT	B55566	1,867	90	
		Mechanical			B68410	2,071		
B2ZRLS (2 x 2-1/2 x 9 L)	CW	Packing	Cast Iron	NPT	B52170	1,899	90	
					Mechanical	B68411		2,113
B2ZRM (2 x 2-1/2 x 9 M)		Mechanical						
B2-1/2ZRL (2-1/2 x 3 x 9 L)	CW	Packing	Cast Iron	NPT	B52385	2,215	105	
			Silicon Bronze		B74966	2,327	100	
B2-1/2ZRLS (2-1/2 x 3 x 9 L)		Mechanical	Cast Iron		B68412	2,417	100	
B2-1/2ZRM (2-1/2 x 3 x 9 M)	CW	Packing	Cast Iron	NPT	B52175	2,257	75	
		Mechanical			B68413	2,457	100	
B3ZRM (3 x 4 x 9 M) Standard Frame	CW	Packing	Cast Iron	NPT	B66161	2,407	108	
				NPT W/HYD ADAPTER	B59539	3,230	120	
				VICTAULIC	B66899	2,538	95	
	CCW			NPT	B66168	2,407	104	
				NPT W/HYD ADAPTER	B59538	3,323	120	
				VICTAULIC	B66895	2,538	100	
B3ZRMS (3 x 4 x 9 M) Standard Frame	CW	Mechanical	Cast Iron	NPT	B68414	2,600	120	
				FLANGED	B70280	2,600	120	
				VICTAULIC	B68417	2,725	130	
	CCW			Silicon Bronze	FLANGED	B77324	2,705	120
				NPT	B68415	2,600	104	
				VICTAULIC	B68416	2,725	130	
B3ZRM Heavy Duty Frame Standard Frame Footprint	CW	Packing	Cast Iron	NPT	B85579	2,772	158	
				FLANGED	B85580	2,905	160	
				VICTAULIC	B85581	2,905	158	
	CCW			NPT	B85578	2,772	158	
				VICTAULIC	B85582	2,905	158	
B4ZRBH (4X5X9 BH)	CW	Packing	Cast Iron	Flanged	B85713	3,394	300	
		Mechanical			B85714	3,607	300	
					Packing	B85715	3,771	350
		Mechanical			B85716	4,006	350	

NOTE: Suction and Discharge Companion Flange Kit pricing can be found on page 54, if required.

See page 4 for model description.

**Old style bracket.

See page 40 for ordering instructions.

Berkeley® Z Series

9" – Nominal Impeller Diameter							
Model Number (Size)	Rotation	Shaft Seal	Impeller Material	Volute Connection	Catalog Number	List Price	Weight (Lbs.)
B6ZRL (6 x 8 x 9 L) Heavy Duty Frame	CW	Packing	Cast Iron	FLANGED	B80431	\$4,131	240
B6ZRLS (6 x 8 x 9 L) Heavy Duty Frame		Mechanical			B80432	4,386	
B6ZRL" (6 x 8 x 9 L)	CW	Packing	Cast Iron	FLANGED	B69504	3,758	190
B6ZRLS" (6 x 8 x 9 L)		Mechanical			B69760	3,897	
B6ZRM" (6 x 8 x 9 M)	CCW Flange Kit Needed. See page 54	Packing	Cast Iron	FLANGED	B66167	3,263	190
B6ZRMS" (6 x 8 x 9 M)		Mechanical			B63821	2,626	
B6ZRH (6 x 8 x 9 H "HD") Heavy Duty Frame	CW	Packing	Cast Iron	FLANGED	B80433	4,049	240
B6ZRHS (6 x 8 x 9 H "HD") Heavy Duty Frame		Mechanical			B85529	4,052	
B6ZRH" (6 x 8 x 9 H)	CW	Packing	Cast Iron	FLANGED	B69501	3,758	169
B6ZRHS" (6 x 8 x 9 H)		Mechanical			B69500	3,897	190
B6ZRBHH (6X8X9 PBHH)	CW	Packing	Cast Iron	FLANGED	B85717	5,944	405
B6ZRBHHS (6X8X9 PBHH)		Mechanical			B85718	6,214	405

NOTE: Suction and Discharge Companion Flange Kit pricing can be found on page 54, if required.

See page 4 for model description.

"Old style bracket.

See page 40 for ordering instructions.

Berkeley® E Series

10" – Nominal Impeller Diameter							
Model Number (Size)	Rotation	Shaft Seal	Impeller Material	Volute Connection	Catalog Number	List Price	Weight (Lbs.)
B1-1/2ERL (1-1/2 x 2 x 10 L)	CW	Packing	Silicon Bronze	NPT	B75017	\$3,364	85
B1-1/2ERLS (1-1/2 x 2 x 10 L)		Mechanical			B60194S	3,783	
B2ERL (2 x 3 x 10 L)	CW	Packing	Cast Iron	NPT	B60656	3,524	95
B2ERL (2 x 3 x 10 L)			Silicon Bronze		B85321	3,784	
B2ERL (2 x 3 x 10 L)	CCW	Packing	Cast Iron	NPT	B60657	3,524	95
B2ERLS (2 x 3 x 10 L)	CW	Mechanical	Cast Iron	NPT	B60892	3,856	95
B2ERH (2 x 3 x 10 H)	CW	Packing	Cast Iron	NPT	B60658	3,524	95
B2ERHS (2 x 3 x 10 H)		Mechanical			B61368	3,856	
B2ERBH (2 x 3 x 10 BH)	CW	Packing	Cast Iron	NPT	B54345	4,357	165
B2ERBHS (2 x 3 x 10 BH)		Mechanical			B73020	4,752	
B2ERHH (2 x 3 x 10 HH)	CW	Packing	Cast Iron	NPT	B55829	3,524	95
B2ERHH (2 x 3 x 10 HH)	CCW	Packing	Cast Iron	NPT	B55159	3,524	116
B2ERHHS (2 x 3 x 10 HH)	CW	Mechanical	Cast Iron	NPT	B75178	3,856	116
B3ERBL (3 x 4 x 10 BL)	CW	Packing	Cast Iron	NPT	B58063	4,832	215
	CCW				B58064	4,832	180
B3ERBLS (3 x 4 x 10 BL)	CW	Mechanical	Cast Iron	NPT	B73019	5,210	180
	CCW				B73022	5,210	180
B3ERM (3 x 4 x 10 M)	CW	Packing	Cast Iron	NPT	B55210	4,096	115
B3ERMS (3 x 4 x 10 M)		Mechanical			B61799	4,245	
B4ERM (4 x 5 x 10 M)	CW	Packing	Cast Iron	FLANGED	B55211	4,311	155
B4ERBM (4 x 5 x 10 BM)	CW	Packing	Cast Iron	FLANGED	B58811	5,111	225
	CCW				B58810	5,111	200
B4ERBMS (4 x 5 x 10 BM)	CW	Mechanical	Cast Iron	FLANGED	B73023	5,557	200
	CCW				B73027	5,719	200
B5ERH (5 x 6 x 10 H)	CW	Packing	Cast Iron	FLANGED	B66929	6,935	340
B5ERHS (5 x 6 x 10 H)		Mechanical			B66928	6,111	

NOTE: Suction and Discharge Companion Flange Kit pricing can be found on page 54, if required. See page 45 for ordering instructions.

Berkeley® G Series

12" – Nominal Impeller Diameter							
Model Number (Size)	Rotation	Shaft Seal	Impeller Material	Volute Connection	Catalog Number	List Price*	Weight (Lbs.)
B4GRMBH (4 x 6 x 12 BH)	CW	Packing	Silicon Bronze	FLANGED	B75569	\$7,216	328
B4GRMBHS (4 x 6 x 12 BH)		Mechanical			B75570	7,614	
		Dry-Run			B75570D	8,606	
B8GRMBM (8 x 10 x 12 BM)	CW	Packing	Cast Iron	FLANGED	B52379	9,554	440
	CCW				B52380	9,554	
B8GRMBMS (8 x 10 x 12 BM)	CW	Mechanical			B66915	10,183	490
	CCW				B66916	10,183	
	CW		Dry-Run	B66915D	11,218		
B10GRMBM (10 x 12 x 12 BM)	CW	Packing	Cast Iron	FLANGED	B52381	10,464	430
B10GRMBMS (10 x 12 x 12 BM)		Mechanical			B66917	11,094	
		Dry-Run			B66917D	12,127	

NOTE: Suction and Discharge Companion Flange Kit pricing can be found on page 54, if required.

*Berkeley Dry-Run pumps include: Mechanical Seal, Dry-Run Gland with Lip Seal, Hardened Stainless Steel Shaft Sleeve, Lubricant Reservoir & Tubing.

See page 55 for Dry-Run Spare Parts Kits.

See page 46 for ordering instructions.

Berkeley® J Series

13" – Nominal Impeller Diameter							
Model Number (Size)	Rotation	Shaft Seal	Impeller Material	Volute Connection	Catalog Number	List Price*	Weight (Lbs.)
B2-1/2JRMBM (2-1/2 x 4 x 13 BM)	CW	Packing	Cast Iron	NPT	B52362	\$5,769	278
B2-1/2JRMBMS (2-1/2 x 4 x 13 BM)		Mechanical			B66925	6,150	135
B3JRMBM (3 x 4 x 13 BM)	CW	Packing	Cast Iron	NPT	B52363	5,854	265
	CCW				B52364	5,854	278
B3JRMBMS (3 x 4 x 13 BM)	CW	Mechanical			B66924	6,544	150
	CCW				B61999	6,237	
	CW	Dry-Run	B66924D	7,792			
B4JRMBH (4 x 5 x 13 BH)	CW	Packing	Cast Iron	FLANGED	B62321	6,441	312
	CCW				B62323	6,441	310
B4JRMBHS (4 x 5 x 13 BH)	CW	Mechanical			B61050	7,135	
	CCW				B66923	6,934	
	CW	Dry-Run	B61050D	8,193			
B4JRMBHH (4 x 6 x 13 BHH)	CW	Packing	Cast Iron	FLANGED**	B62328	5,935	320
B4JRMBHHS (4 x 6 x 13 BHH)		Mechanical			B61657	6,150	310
		Dry-Run			B61657D	7,389	
B6JRMBL (6 x 8 x 13 BL)	CW	Packing	Cast Iron	FLANGED	B52375	6,916	390
	CCW				B52376	6,916	350
B6JRMBLS (6 x 8 x 13 BL)	CW	Mechanical			B66919	7,600	390
	CCW				B66918	7,272	390
B6JRMBM (6 x 8 x 13 BM)	CW≠	Packing	Cast Iron	FLANGED	B80368	7,572	390
	CCW				B56775	7,429	
B6JRMBMS (6 x 8 x 13 BM)	CW≠	Mechanical			B80367	8,277	
	CCW				B66920	8,117	
	CW	Dry-Run	B80367D	9,513			
B6JRMBH (6 x 8 x 13 BH)	CW	Packing	Cast Iron	FLANGED	B58238	7,838	360
B6JRMBHS (6 x 8 x 13 BH)		Mechanical			B75059	9,709	
B8JRBH (8X10X13 PBH)	CW	Packing	Cast Iron	Flanged	B85798	10,104	1100
B8JRBHS (8X10X13 PBH)		Mechanical			B85799	10,164	1100
B10JRBH (10X12X13 PBH)		Packing			B85796	13,500	1200
B10JRBHS (10X12X13 PBH)		Mechanical			B85797	13,579	1200

*Berkeley Dry-Run pumps include: Mechanical Seal, Dry-Run Gland with Lip Seal, Hardened Stainless Steel Shaft Sleeve, Lubricant Reservoir & Tubing. See page 55 for Dry-Run Spare Parts Kits.

Berkeley® EX Series

15" – Nominal Impeller Diameter							
Model Number (Size)	Rotation	Shaft Seal	Impeller Material	Volute Connection	Catalog Number	List Price	Weight (Lbs.)
B6EXRBL (6 x 8 x 15 BL)	CW	Packing	Cast Iron	FLANGED	B53962	\$12,689	605
B6EXRBH (6 x 8 x 15 BH)					B56755	12,689	

NOTE: Suction and Discharge Companion Flange Kit pricing can be found on page 54, if required.

** Model B4JRMBHH does not have a standard suction flanged connection. Requires a 6" x 10" special suction flange available through Berkeley.

≠ New double volute case with splitter - Check literature for dimensional and performance information.

See page 46 for ordering instructions.

Berkeley® EY Series

18" – Nominal Impeller Diameter							
Model Number (Size)	Rotation	Shaft Seal	Impeller Material	Volute Connection	Catalog Number	List Price	Weight (Lbs.)
B4EYRMBM (4 x 5 x 18 BM)	CW	Packing	Cast Iron	FLANGED	B85282	\$9,913	465
B4EYRMBMS (4 x 5 x 18 BM)		Mechanical			B85284	10,301	490
		Dry-Run			B85284D	11,924	
B4EYRMBH (4 x 5 x 18 BH)	CW	Packing	Cast Iron	FLANGED	B85283	9,632	490
B4EYRMBHS (4 x 5 x 18 BH)		Mechanical			B85285	10,601	
		Dry-Run			B85285D	11,924	

NOTE: Suction and Discharge Companion Flange Kit pricing can be found on page 54, if required.

*Berkeley Dry-Run pumps include: Mechanical Seal, Dry-Run Gland with Lip Seal, Hardened Stainless Steel Shaft Sleeve, Lubricant Reservoir & Tubing.

See page 55 for Dry-Run Spare Parts Kits.

Self-Prime

Model Number (Size)	Drive Type	Rotation	Shaft Seal	Impeller Material	Volute Connection	Catalog Number	List Price	Weight (Lbs.)
B2XRKS (2 x 2 x 5)	Coupling V-Belt	CW	Mechanical	Cast Iron	Suction-FPT Discharge-Flange	B56562	\$1,197	33
B3TRKS (3 x 3 x 6)	Coupling V-Belt					B06310	1,220	45
B4ZRKS** (4 x 4 x 9)	Coupling					B60772	2,463	60
						B60771	2,624	95
						B82375	5,753	300

** New heavy-duty Z Frame.

Ordering Instructions

The following information is required with each order.

1. Pump Model
2. Catalog Number
3. Required Flow Rate, Head and RPM
4. Impeller Diameter (See Cutting Charge)

PRICES INCLUDE

Frame-mounted pump with integral shaft and ball-bearing assembly either:

1. Designed for use with a flexible coupling - or -
2. Fitted with a conventional pulley for belt-drive.

NOTE: Baseplate, coupling, guards, shields and other required components are not included and must be purchased separately.

Refer to Tech Data 4163 for details of various drive arrangements.

CONNECTION OPENINGS – Suction and discharge openings are NPT tapped for standard pipe as indicated.

ROTATION – Clockwise (CW) or counter-clockwise (CCW) when looking at pulley end of shaft.

Berkeley® Z Series

9" - Nominal Impeller Diameter									
Model Number (Size)	Shaft Seal	Impeller Material	Volute Connection	Shaft Spline Size	Shaft Ext.	SAE HSG Size	Basic Pump End Unmounted Less Flywheel Coupling		Weight (Lbs.)
							Catalog Number	List Price	
B1-1/2ZQM (1-1/2 x 2 x 9 M)	Packing	Cast Iron	NPT	1-3/8"-10T	2-1/2"	5	B70315	\$3,381	115
B2ZQM (2 x 2-1/2 x 9 M)						5	B65985	3,443	120
B2-1/2ZQM (2-1/2 x 3 x 9 M)					5	B65989	3,814	130	
					3"	4	B71826	3,814	130

9" - Nominal Impeller Diameter										
Model Number (Size)	Shaft Seal	Impeller Material	Volute Connection	Shaft Spline Size	Shaft Ext.	Coupling Catalog Number (Included)	Clutch Size	Pump Catalog Number**	List Price (Including Elastomeric Coupling)	Weight (Lbs.)
B3ZQM** (3 x 4 x 9 M) Heavy Duty Frame	Packing	Cast Iron	FLANGED	1-1/2"-10T	SAE 4-2-3/4" SAE 5-2-1/2"	B85398	6.5"	B80831	\$4,934	250
						B85400	7.5"	B80830	4,934	
						B85402	8"	B80833	4,934	
			B85404			10"	B80832	5,001	225	
			B85398			6.5"	B80835	5,068		
			B85400			7.5"	B80834	5,068		
	B85402	8"	B80837	5,068						
	B85404	10"	B80836	5,138						
	B85398	6.5"	B80839	4,934						
	B85400	7.5"	B80838	4,934	225					
	B85402	8"	B80841	4,934						
	B85404	10"	B80840	5,001						
B85398	6.5"	B80843	5,206	250						
B85400	7.5"	B80842	5,206							
B85402	8"	B80845	5,206							
B85404	10"	B80844	5,274	225						
B85398	6.5"	B80847	5,344							
B85400	7.5"	B80846	5,344							
B85402	8"	B80998	5,344							
B85404	10"	B80848	5,409							
B85398	6.5"	B80851	5,206							
B85400	7.5"	B80850	5,206	225						
B85402	8"	B80853	5,206							
B85404	10"	B80852	5,274							
B6ZQL** (6 x 8 x 9 L) Heavy Duty Frame	Packing	Cast Iron	NPT	1-1/2"-10T	SAE 4-2-3/4" SAE 5-2-1/2"	B85398	6.5"	B80855	5,938	325
						B85400	7.5"	B80854	5,938	
						B85402	8"	B80857	5,938	
						B85404	10"	B80856	6,007	
B6ZQLS** (6 x 8 x 9 L) Heavy Duty Frame	Mechanical	Cast Iron	FLANGED	1-1/2"-10T	SAE 4-2-3/4" SAE 5-2-1/2"	B85398	6.5"	B80859	6,210	325
						B85400	7.5"	B80858	6,210	
						B85402	8"	B80861	6,210	
						B85404	10"	B80860	6,279	

**Pump includes a heavy duty elastomeric coupling.

*"Z" series SAE pumps are dual machined to fit SAE #4 and SAE#5 engine bell housings. List prices include elastomeric coupling. Please refer to chart above for appropriate clutch size.

Berkeley® Z Series

9" - Nominal Impeller Diameter										
Model Number (Size)	Shaft Seal	Impeller Material	Volute Connection	Shaft Spline Size	Shaft Ext.	Coupling Catalog Number (Included)	Clutch Size	Pump Catalog Number**	List Price (Including Elastomeric Coupling)	Weight (Lbs.)
B6ZQH (6 x 8 x 9 H) Heavy Duty Frame	Packing	Cast Iron	FLANGED	1-1/2"-10T	SAE 4-2-3/4" SAE 5-2-1/2"	B85398	6.5"	B80863	\$5,938	325
						B85400	7.5"	B80862	5,938	
						B85402	8"	B80865	5,938	
						B85404	10"	B80864	6,007	
B6ZQHS (6 x 8 x 9 H) Heavy Duty Frame	Mechanical	Cast Iron	FLANGED	1-1/2"-10T	SAE 4-2-3/4" SAE 5-2-1/2"	B85398	6.5"	B80867	6,210	325
						B85400	7.5"	B80866	6,210	
						B85402	8"	B80869	6,210	
						B85404	10"	B80868	6,279	

**Pump includes a heavy duty elastomeric coupling.

*"Z" series SAE pumps are dual machined to fit SAE #4 and SAE#5 engine bell housings. List prices include elastomeric coupling. Please refer to chart above for appropriate clutch size.

Model Number (Size)	Shaft Seal	Impeller Material	Volute Connection	Shaft Spline Size	Shaft Ext.	SAE HSG Size	Catalog Number	List Price	Weight (Lbs.)
B4ZQBH (4X5X9 BH)	Packing	Cast Iron	Flanged	1-1/2"-10T	(3) 2.81 (4) 2.63	3/4	B85719	\$4,998	300
B4ZQBHS (4X5X9 BH)	Mechanical						B85720	5,228	300
B5ZQBH (5X6X9 BH)	Packing						B85721	5,374	350
B5ZQBHS (5X6X9 BH)	Mechanical						B85722	5,619	350
B6ZQBHH (6X8X9 PBHH)	Packing			1.5"-10T	3"		B85723	5,879	405
B6ZQBHHS (6X8X9 PBHH)	Mechanical			B85724	6,146		405		

Note, B4ZQ, B5ZQ and B6ZQBHH Pumps do not include elastomeric coupling. Coupling must be ordered separately.

NOTE: Suction and discharge companion flange kit pricing can be found on page 54.

See page 4 for model description.

Berkeley® E Series

10" - Nominal Impeller Diameter										
Model Number (Size)	Shaft Seal	Impeller Material	Volute Connection	Shaft Spline Size	Shaft Ext.	SAE HSG Size	Basic Pump End Unmounted Less Flywheel Coupling		Weight (Lbs.)	
							Catalog Number	List Price		
B1-1/2EQL (1-1/2 x 2 x 10 L)	Packing	Cast Iron	NPT	1-3/8"-10T	2-1/2"	5	B71848	\$4,549	170	
B2EQHH (2 x 3 x 10 HH)					2-1/2"	5	B71850	4,736	160	
B3EQBL (3 x 4 x 10 BL)					3"	4	B71849	4,736	160	
					2-1/2"	5	B71978	5,276	180	
B4EQM (4 x 5 x 10 M)					3"	4	B71979	5,276	180	
					2-1/2"	5	B71855	5,975	200	
B5EQBH (5 x 6 x 10 BH)						4	B71981	5,975	200	
					3"	4	B71860	6,672	350	

Berkeley® G Series

12" – Nominal Impeller Diameter									
Model Number (Size)	Shaft Seal	Impeller Material	Volute Connection	Shaft Spline Size	Shaft Ext.	SAE HSG Size	Basic Pump End Unmounted Less Flywheel Coupling		Weight (Lbs.)
							Catalog Number	List Price	
B4GQBH (4 x 6 x 12 BH)	Packing	Silicon Bronze	FLANGED	1-1/2"-10T	3"	4	B75561	\$8,137	328
						3	B75562	8,137	353
						2	B75563	8,544	418
						1	B75564	8,542	418
B4GQBHS (4 x 6 x 12 BH)	Mechanical	Silicon Bronze	FLANGED	1-1/2"-10T	3"	4	B75565	8,537	328
						3	B75566	8,537	353
						2	B75567	8,962	418
						1	B75568	8,962	418
	Dry-Run					4	B75565D	9,907	328
						3	B75566D	9,907	353
						2	B75567D	9,907	418
						1	B75568D	9,907	418
B8GQBM (8 x 10 x 12 BM)	Packing	Cast Iron	FLANGED	1-1/2"-10T	3"	4	B78723	8,047	445
						3	B66103	8,047	455
						2	B66104	8,047	460
						1	B68910	8,047	475
B8GQBMS (8 x 10 x 12 BM)	Dry-Run	Cast Iron	FLANGED	1-1/2"-10T	3"	4	B78723D	9,081	445
						3	B66103D	9,081	455
						2	B66104D	9,081	460
						1	B68910D	9,081	475
B10GQBM (10 x 12 x 12 BM)	Packing	Cast Iron	FLANGED	1-1/2"-10T	3"	3	B66106	9,667	800
						2	B68935	9,667	800
						1	B66107	9,667	800
B10GQBMS (10 x 12 x 12 BM)	Dry-Run	Cast Iron	FLANGED	1-1/2"-10T	3"	3	B66106D	10,699	800
						2	B68935D	10,699	800
						1	B66107D	10,699	800

*Berkeley Dry-Run pumps include: Mechanical Seal, Dry-Run Gland with Lip Seal, Hardened Stainless Steel Shaft Sleeve, Lubricant Reservoir & Tubing.

Berkeley® J Series

13" – Nominal Impeller Diameter									
Model Number (Size)	Shaft Seal	Impeller Material	Volute Connection	Shaft Spline Size	Shaft Ext.	SAE HSG Size	Basic Pump End Unmounted Less Flywheel Coupling		Weight (Lbs.)
							Catalog Number	List Price*	
B2-1/2JQBL (2-1/2 x 4 x 13 BL)	Packing	Cast Iron	NPT	1-3/8"-10T	3"	3	B65992	\$5,856	345
						4	B68548	5,856	345
						5	B68598	5,856	345
B2-1/2JQBLS (2-1/2 x 4 x 13 BL)	Mechanical	Cast Iron	NPT	1-3/8"-10T	3"	4	B75451	6,614	345
						5	B75234	6,614	345
						3"	B65995	5,856	293
B2-1/2JQBM (2-1/2 x 4 x 13 BM)	Packing	Cast Iron	NPT	1-3/8"-10T	3"	4	B68551	5,856	345
						5	B65998	5,856	345
						2	B69337	5,856	345
						3"	B75300	6,614	345
B2-1/2JQBMS (2-1/2 x 4 x 13 BM)	Mechanical	Cast Iron	NPT	1-3/8"-10T	3"	4	B78033	6,614	345
						4	B78033D	7,674	425
	Dry Run			1-1/2"-10T		4	B78033D	7,674	425
B3JQBM (3 x 4 x 13 BM)	Packing	Cast Iron	NPT	1-1/2"-10T	3"	2-1/2"	B80708	6,336	365
						4	B80707	6,336	294
						3	B80706	6,336	300
						2	B80705	6,336	365
						1	B80704	6,336	365
B3JQBMS (3 x 4 x 13 BM)	Mechanical	Cast Iron	NPT	1-1/2"-10T	3"	4	B80709	7,097	365
						3	B80710	7,097	365
	Dry-Run					4	B80709D	8,157	365
						3	B80710D	8,157	365
B4JQBH (4 x 5 x 13 BH)	Packing	Cast Iron	Flanged	1-3/8"-10T	3"	5	B73400	6,730	400
						4	B66024	6,730	324
						3	B66027	6,730	400
				1-1/2"-10T		2	B66025	6,730	330
						4	B66030	6,730	320
						3	B66026	6,730	335
						2	B66031	6,730	400
						1	B68906	6,730	400
						5	B75000	7,335	400
B4JQBH (4 x 5 x 13 BH)	Packing	Silicon Bronze	FLANGED	1-3/8"-10T	3"	4	B75001	7,335	400
						3	B75002	7,335	400
						2	B75003	7,335	400
				1-1/2"-10T		4	B75004	7,335	400
						3	B75005	7,335	400
						2	B75006	7,335	400
						1	B75007	7,335	400
						3	B67294	7,490	320
						2	B71834	7,490	400
B4JQBHS (4 x 5 x 13 BH)	Mechanical	Cast Iron	FLANGED	1-1/2"-10T	3"	3	B75010	8,096	400
		Silicon Bronze				2	B75011	8,096	400
		3				B67294D	8,549	320	
	Dry-Run	Cast Iron				2	B71834D	8,549	320
		4				B68564	7,801	355	
B6JQBL (6 x 8 x 13 BL)	Packing	Cast Iron	FLANGED	1-3/8"-10T	3"	3	B66065	7,801	475

*Berkeley DRY-RUN pumps include: Mechanical Seal, DRY-RUN Gland with Lip Seal, Hardened Stainless Steel Shaft Sleeve, Lubricant Reservoir & Tubing. See page 55 for DRY-RUN Spare Parts Kits.

Berkeley® J Series

13" – Nominal Impeller Diameter									
Model Number (Size)	Shaft Seal	Impeller Material	Volute Connection	Shaft Spline Size	Shaft Ext.	SAE HSG Size	Basic Pump End Unmounted Less Flywheel Coupling		Weight (Lbs.)
							Catalog Number	List Price*	
B6JQBMB (6 x 8 x 13 BM)	Packing	Cast Iron	FLANGED	1-1/2"-10T	3"	4	B80375	\$7,952	475
						3	B80376	7,952	370
						2	B80377	7,952	475
						1	B80378	7,952	372
		Silicon Bronze				1	B80380	8,774	475
						2	B80381	8,774	475
						3	B80382	8,774	475
						4	B80383	8,774	475
B6JQBMS (6 x 8 x 13 BM)	Mechanical	Silicon Bronze	FLANGED	1-1/2"-10T	3"	3	B80385	8,727	475
B8JQBH (8X10X13 PBH)	Packing	Cast Iron	Flanged	2"-10T	3"	2/3	B85802	10,711	1100
B8JQBHS (8X10X13 PBH)	Mechanical						B85803	11,341	1100
B10JQBH (10X12X13 PBH)	Packing						B85800	15,449	1200
B10JQBHS (10X12X13 PBH)	Mechanical						B85801	15,537	1200

*Berkeley DRY-RUN pumps include: Mechanical Seal, DRY-RUN Gland with Lip Seal, Hardened Stainless Steel Shaft Sleeve, Lubricant Reservoir & Tubing. See page 55 for DRY-RUN Spare Parts Kits.

Berkeley® EX Series

15" – Nominal Impeller Diameter									
Model Number (Size)	Shaft Seal	Impeller Material	Volute Connection	Shaft Spline Size	Shaft Ext.	SAE HSG Size	Basic Pump End Unmounted Less Flywheel Coupling		Weight (Lbs.)
							Catalog Number	List Price*	
B4EXQBLS (4 x 6 x 15 BL)	Mechanical	Cast Iron	FLANGED	1-1/2"-10T	3"	3	B66034	\$12,392	545
						2	B68501	12,392	545
						1	B68500	11,693	545
B5EXQBHS (5 x 6 x 15 BH)	Mechanical	Cast Iron	FLANGED	1-1/2"-10T	3"	3	B66055	12,702	630
						2	B66054	12,702	445
						1	B66056	12,702	630
B6EXQBM (6 x 8 x 13.5 BM)	Packing	Cast Iron	FLANGED	1-1/2"-10T	3"	4	B70385	9,026	490
						3	B70384	9,210	399
						2	B70383	9,210	490
						1	B70382	9,210	490

Berkeley® XT Series

15.5" – Nominal Impeller Diameter									
Model Number (Size)	Shaft Seal	Impeller Material	Volute Connection	Shaft Spline Size	Shaft Ext.	SAE HSG Size	Basic Pump End Unmounted Less Flywheel Coupling		Weight (Lbs.)
							Catalog Number	List Price*	
B6XTQBH (6 x 8 x 15.5 BH) 15.5" Trim	Packing	Cast Iron	FLANGED	1-1/2"-10T	3"	2/3	B85333	\$12,843	564
					2	1	B85335		594
B6XTQBHS (6 x 8 x 15.5 BH) 15.5" Trim	Dry-Run	Cast Iron	FLANGED	1-1/2"-10T	3"	2/3	B85333D	14,165	564
						1	B85335D		
B6XTQBH (6 x 8 x 15.5 BH) 14" Trim	Packing	Cast Iron	FLANGED	1-1/2"-10T	3"	2/3	B85334	12,843	560
					2	1	B85336		590
B6XTQBHS-14" (6 x 8 x 15.5 BH) 14" Trim	Dry-Run	Cast Iron	FLANGED	1-1/2"-10T	3"	2/3	B85334D	14,165	560
						1	B85336D		

Berkeley® EY Series

18" – Nominal Impeller Diameter									
Model Number (Size)	Shaft Seal	Impeller Material	Volute Connection	Shaft Spline Size	Shaft Ext.	SAE HSG Size	Basic Pump End Unmounted Less Flywheel Coupling		Weight (Lbs.)
							Catalog Number	List Price*	
B4EYQBM (4 x 5 x 18 BM)	Packing	Cast Iron	FLANGED	1-1/2"-10T	3"	4	B85288	\$9,989	620
						3	B85287		
						2	B85292		
						1	B85293		
B4EYQBH (4 x 5 x 18 BH)	Packing	Cast Iron	FLANGED	1-1/2"-10T	3"	3	B85290	9,989	620
						2	B85289		
						1	B85291		
B4EYQBHS (4 x 5 x 18 BH)	Mechanical	Cast Iron	FLANGED	1-1/2"-10T	3"	3	B85286	10,198	620
B4EYQBHS (4 x 5 x 18 BH)	Mechanical	Cast Iron	FLANGED	1-1/2"-10T	3"	2	B85342	10,198	620
	Dry-Run					3	B85286D		
						2	B85342D	11,520	

NOTE: Suction and discharge companion flange kit pricing can be found on page 54.

See page 6 for model description.

*Berkeley Dry-Run pumps include: Mechanical Seal, Dry-Run Gland with Lip Seal, Hardened Stainless Steel Shaft Sleeve, Lubricant Reservoir & Tubing. See page 55 for Dry-Run Spare Parts Kits.

Model Number (Size)	Shaft Seal	Impeller Material	Volute Connection	Shaft Spline Size	Shaft Ext.	SAE HSG Size	Basic Pump End Unmounted Less Flywheel Coupling		Weight (Lbs.)
							Catalog Number	List Price*	
B4ZQKLS (4 x 4 x 9 L)	Mechanical	Cast Iron	NPT	1-3/8"-10T	2-1/2"	5	B69490	\$6,394	320
					3"	4	B69350	6,394	320
B4ZQKHS (4 x 4 x 9 H)					2-1/2"	5	B66110	6,394	320
					3"	4	B68865	6,394	215

NOTE: Basic pump end includes centrifugal pump end (unmounted), with ball bearing bracket assembly for mounting on engine with standard SAE flywheel housing. Flywheel coupling is not included.

Berkeley® Z Frame Series – New Self Priming Heavy Duty

Model Number (Size)	Shaft Seal	Impeller Material	Volute Connection	Shaft Spline Size	Shaft Ext.	Coupling Catalog Number (Included)	Clutch Size	Pump Catalog Number**	List Price (Including Elastomeric Coupling)	Weight (Lbs.)
B4ZQKLS (4 x 4 x 9 L)	Mechanical	Cast Iron	NPT	1-1/2"-10T	SAE 4 - 2-3/4" SAE 5 - 2-1/2"	B85398	6.5"	B82381	\$7,122	325
						B85400	7.5"	B82380	7,122	
B85402						8"	B82383	7,122		
B85407						10"	B82382	7,154		
B4ZQKHS (4 x 4 x 9 H)						B85398	6.5"	B82377	7,122	
						B85400	7.5"	B82376	7,122	
						B85402	8"	B82379	7,122	
						B85407	10"	B82378	7,122	

"Z" series SAE pumps are dual machined to fit SAE #4 and SAE#5 engine bell housings. List prices include elastomeric coupling. Please refer to chart above for appropriate clutch size. Pump includes a heavy duty elastomeric coupling.

Flywheel Couplings for SAE Housings

Wide RPM Range, Elastomer Mounted Hub					
Clutch Size	Outside Dimension	Catalog Number	Shaft Size	R Rating	List Price
6.5"	8.5"OD	B85397	1-3/8"-10T	7	\$636
6.5"	8.5"OD	B85398	1-1/2"-10T	7	636
7.5"	9.5"OD	B85399	1-3/8"-10T	7	636
7.5"	9.5"OD	B85400	1-1/2"-10T	7	636
8.0"	10-3/8"OD	B85401	1-3/8"-10T	7	636
8.0"	10-3/8"OD	B85402	1-1/2"-10T	7	636
10.0"	12-3/8"OD	B85403	1-3/8"-10T	7	655
10.0"	12-3/8"OD	B85407	1-3/8"-10T HD	9	817
10.0"	12-3/8"OD	B85404	1-1/2"-10T	7	655
10.0"	12-3/8"OD	B85408	1-1/2"-10T	9	817
11.5"	13-7/8"OD	B85406	1-1/2"-10T	7	655
11.5"	13-7/8"OD	B85409	1-3/8"-10T HD	9	817
11.5"	13-7/8"OD	B85405	1-3/8"-10T	7	655
11.5"	13-7/8"OD	B85410	1-1/2"-10T HD	9	817
11.5"	13-7/8"OD	M15654	2"-10T	16	2,335
11.5"	13-7/8"OD	M15655	2"-10T	19	2,335
14"	18-3/8"OD	B85411	1-1/2"-10T HD	9	817

NOTE: All splines are 10T. A flywheel coupling is required for the connection of pumps to engines with SAE flywheel housings. The standard flywheel couplings listed here are shown on dimension sheet 4117. Suction and Discharge companion flange kit pricing can be found on page 54.

To determine "R" Rating, divide horsepower by RPM and multiply by 100.

EXAMPLE: $(120 \div 1800) \times 100 = 6.66$ - A coupling with an "R" Rating of 7 would be used.

Engine Drive

Model Number	HP	Engine Manufacturer	Engine Model	Engine Type	Engine Starter	Fuel Tank Capacity (Gal.)	Mounting Type	Catalog Number	List Price	Weight Lbs.
End Suction										
B1WQS-9	9	Robin®	EX27	OHC	Rewind	1.59	Base Mtd.	B72133	\$2,627	182
B1-1/2TQMS-9	9	Robin	EX27	OHC	Rewind	1.59	Base Mtd.	B72136	2,879	152
B1-1/2TQMS-12	12	Robin	EX35	OHV	Electric	1.59	Base Mtd.	B72599	3,479	226
B1-1/2TQMS-14	14	Robin	EX40	OHV	Electric	1.85	Base Mtd.	B71146	4,805	187
B1-1/2ZQLS-14	14	Robin	EX40	OHV	Electric	1.85	Base Mtd.	B71124	5,635	221
B1-1/2ZQLS-18	18	Briggs & Stratton®	V-Twin	OHV	Electric	N/A	Base Mtd.	B70287	5,970	265
B2TQMS-14	14	Robin	EX40	OHV	Electric	1.85	Base Mtd.	B70371	4,901	242
B2ZQLS-18	18	Briggs & Stratton	V-Twin	OHV	Electric	N/A	Base Mtd.	B70368	6,449	275
B2-1/2TQMS-14	14	Robin	EX40	OHV	Electric	1.85	Base Mtd.	B71685	5,122	262
B3TQMS-14	14	Robin	EX40	OHV	Electric	1.85	Base Mtd.	B71123	5,662	272
B3TQMS-18	18	Briggs & Stratton	V-Twin	OHV	Electric	N/A	Base Mtd.	B71149	5,538	285
Self-Priming										
B2XQKLS-4.5	4.5	Robin	EX13	OHC	Rewind	0.7	Roll Cage	B71907	\$3,150	91
B2XQKHS-6	6	Robin	EX17	OHC	Rewind	0.95	Roll Cage	B71908	3,360	98
B3TQKLS-9	9	Robin	EX27	OHC	Rewind	1.59	Base Mtd.	B72139	4,783	164
B3TQKLS-12	12	Robin	EX35	OHV	Electric	1.59	Base Mtd.	B72602	6,328	282
B3TQKHS-14	14	Robin	EX40	OHV	Electric	1.85	Base Mtd.	B71543	6,924	300
B4TQKLS-18	18	Briggs & Stratton	V-Twin	OHV	Electric	N/A	Base Mtd.	B71546	7,745	330

NOTE: On base mounted 14 HP and 18 HP units, pumps are positioned to accommodate a lawn and garden battery.

Lawn & garden battery is NOT included.

Battery & battery cable not included on electric start units.

Fuel tank not included on 18 HP units.

Optional seals available, consult factory for lead times.

Pumper and Pumper Plus Series

Model Number	HP	Engine Manufacturer	Engine Model	Engine Type	Engine Starter	Fuel Tank Capacity (Gal.)	Mounting Type	Catalog Number	List Price	Weight Lbs.
EDP55RV	5.5	Power Pro®	5.5	OHV	Rewind	0.95	Roll Cage	EDP55RV	\$781	46
P60R	6	Robin	EX17	OHC	Rewind	0.95	BaseMtd.	B82932	1,656	49
P60R	6	Robin	EX17	OHC	Rewind	0.95	Roll Cage	B82933	2,229	79
P90R	9	Robin	EX27	OHV	Rewind	1.59	BaseMtd.	B82934	2,328	71
P90R	9	Robin	EX27	OHV	Rewind	1.59	Roll Cage	B82935	3,199	71
PP60R	6	Robin	EX17	OHC	Rewind	0.95	BaseMtd.	B82936	1,879	53
PP60R	6	Robin	EX17	OHC	Rewind	0.95	Roll Cage	B82937	2,454	53
PP90R	9	Robin	EX27	OHV	Rewind	1.59	BaseMtd.	B83148	2,619	73
PP90R	9	Robin	EX27	OHV	Rewind	1.59	Roll Cage	B83149	3,490	73

High Pressure Air Cooled Pumps

B1-1/2XQBS-26	26	Lombardini®	9LD	Diesel	Electric	N/A		B58603S	19,301	430
---------------	----	-------------	-----	--------	----------	-----	--	---------	---------------	-----

Berkeley® AG Series Vortex Pumps

Model Number	Motor Horsepower (1 PH, 230V)	Voltage (1 PH only)	Catalog Number	List Price	Weight (Lbs)
B-AG3	3	230	B27670F002	\$6,998	200
B-AG5	5	230	B27670F003	7,300	210

Controls								
Model Number	HP	Volts	Phase	Type	Nema	Catalog Number	List Price	Weight (Lbs)
BCNC3S	3	230	1	Simplex	4X	B25084C000	\$1,961	21
BCNC3D	3	230	1	Duplex	4X	B25092C000	4,055	35
BCNC5S	5	230	1	Simplex	4X	B25191C000	2,753	21
BCNC5D	5	230	1	Duplex	4X	B25192C000	4,329	35

Float Switch			
Model Number	Description	List Price	Weight (Lbs)
SMF25N0	Mercury-free switch sealed in polypropylene, float ball weight attached to 25' 18/2 SJQW/A cord, rated 125VA @ 115VAC, ball colored green	\$69	3

Berkeley® BS Series Trash Pumps

Model Number	Discharge Size (In.)	Impeller Diameter (In.)	Volute Connection	Catalog Number	List Price	Weight (Lbs)
BSPD4	4	9	NPT	B85305	\$9,226	685
			Flange	B85306	9,424	710
BSPD6	6	12	NPT	B85309	15,623	1005
			Flange	B85310	11,762	1045
BSPD8	8	15	Flange	B85311	19,338	1120

Berkeley® Submersible Solids Handling

Model Number	HP (Motor)	3 Phase Voltage	Catalog Number	List Price	Weight (Lbs.)
4BSW4-5-2	5	230	B85654	\$13,101	465
4BSW4-7-2	8	230	B85655	13,544	465
4BSW4-10-2	10	230	B85656	14,428	690
4BSW4-15-2	15	230	B85657	16,784	690
4BSW4-5-4	5	460	B85658	13,101	465
4BSW4-7-4	8	460	B85659	13,544	465
4BSW4-10-4	10	460	B85660	14,428	690
4BSW4-15-4	15	460	B85661	16,784	690

Warrick Series 2810 Seal Leak Detectors			
NEMA 4 Enclosures			
Part Number	Warrick Model Number	Supply Voltage	List Price
0040093000 9906 F	2810-2H4	115V	\$888
00400922310 9906 F	2810-1H4	230V	928

Berkeley® Dry Pit Solids Handling

Type "B" Frame Mount					
Clockwise Rotation, Cast Iron Impeller, Mechanical Seal, Flanged Connections					
Model Number	Size	Frame Size	Catalog Number	List Price	Weight (Lbs.)
4BSD1	4x4x8.25	T20	B85622	\$9,028	240
4BSD2	4x4x9.75	T20	B85626	10,600	300
4BSD3	4x4x12	T30	B85632	12,288	450
6BSD3	6x6x12	T30	B85633	14,461	550
4BSD4	4x5x16	T40	B85649	18,824	800
4BSD5	4x4x14	T40	B85650	15,008	770
5BSD6	5x8x15.25	T40	B85651	18,824	850
6BSD6	6x10x17.5	T60	B85652	26,204	970
8BSD6	8x10x17.5	T60	B85653	27,087	1040

Aquamatic® V42 Valves

Cast Iron Diaphragm Valves (w/Buna Seals)								
Size	Connection	Normally Open	Normally Closed	Spring Assist Open	Spring Assist Closed	Catalog Number	List Price	
3/4"	NPT	✓				B1070001	\$105	
			✓			B1070002	118	
		✓		✓		B1070004	118	
		✓			✓	B1070003	135	
			✓		✓	B1070005	150	
1"	NPT	✓				B1070011	105	
			✓			B1070012	118	
		✓		✓		B1070014	118	
		✓			✓	B1070013	135	
			✓		✓	B1070016	149	
1-1/2"	NPT	✓				B1070025	135	
			✓			B1070026	150	
		✓		✓		B1070027	152	
		✓			✓	B1072792	174	
			✓		✓	B1070029	185	
2"	NPT	✓				B1070041	282	
			✓			B1072945	301	
		✓		✓		B1072932	298	
		✓			✓	B1072935	335	
			✓		✓	B1072946	356	
2-1/2"	NPT	✓				B1070042	282	
			✓			B1073002	301	
		✓		✓		B1072994	298	
		✓			✓	B1072996	335	
			✓		✓	B1073004	356	
3"	NPT	✓				B1070043	463	
			✓			B1073055	489	
		✓		✓		B1073045	487	
		✓			✓	B1073047	509	
	Flange	✓		✓		✓	B1073058	561
		✓					B1070044	573
			✓				B1073113	597
		✓		✓			B1073097	595
4"	Flange	✓				B1073100	645	
		✓		✓		✓	B1073100	645
			✓		✓	✓	B1073115	669
		✓					B1070045	945
			✓				B1073157	983
6"	Flange	✓				B1073146	973	
		✓		✓		✓	B1073148	1,039
			✓		✓	✓	B1073160	1,080
		✓					B1073176	3,406
		✓				B1073187	3,468	
		✓			✓	B1077425	3,647	

Aquamatic® K52 Valves

Plastic Diaphragm Valves (Viton Seals)						
Size	Normally Open	Normally Closed	Spring Assist Open	Spring Assist Closed	Catalog Number	List Price
1/2"	✓		✓		B1071071	\$95
	✓			✓	B1071074	119
		✓			B1076550	108
		✓	✓		B1071085	108
1"	✓				B1071112	134
	✓		✓		B1071124	137
	✓			✓	B1079632	137
		✓			B1071146	147
		✓	✓		B1079635	151
		✓	✓	✓	B1071149	155
1-1/2"	✓				B1071187	224
	✓		✓		B1071193	230
	✓			✓	B1238407	234
		✓			B1071211	246
		✓	✓		B1071214	252
		✓	✓	✓	B1071217	256
2-1/2"	✓				B1071240	540
	✓		✓		B1071244	548

Accessories			
Valve Size	Description	Catalog Number	List Price
K52 Union End Connectors			
1/2"	1/2" ASTM	B1070186	\$46
1"	1" ASTM	B1071154	60
1-1/2"	1-1/2" ASTM	B1070209	65
K52 Grooved Adapters			
1/2"	1/2" Male Socket Weld	B1070220	\$15
	1/2" Male NPT	B1070221	16
	3/8" Female NPT	B1070222	16
	Hardware Kit	B1070240	20
1"	1" Male Socket Weld	B1070226	30
	1" Male NPT	B1070227	31
	3/4" Female NPT	B1070228	31
	Hardware Kit	B1071160	22
1-1/2"	1-1/2" Male Socket Weld	B1070232	36
	1-1/2" Male NPT	B1070233	39
	1-1/4" Female NPT	B1070234	39
	Hardware Kit	B1070247	30
K52 Flange Adapters			
1-1/2"	2" Flange Adapter	B1070250	\$137
2-1/2"	2-1/2" Flange Adapter	B1070251	147
	3" Flange Adapter	B1070252	222
K52 Socket Adapters			
1-1/2"	Female, 2" ASTM	B1070256	\$63
	Male, 2" ASTM	B1070257	117
2-1/2"	Female, 2-1/2" ASTM	B1070264	80
	Male, 2-1/2" ASTM	B1070265	179

V42 Repair Parts

Cast Iron Valves						
Valve Size	Diaphragm and Seal (Buna) Kit		Internal Parts Repair Kit – Normally Open Valves		Internal Parts Repair Kit – Normally Closed Valves	
	Part Number	List Price	Part Number	List Price	Part Number	List Price
2" - 2.5"	B1070071	\$55	B1070121	\$217	B1070132	\$236
3"	B1070072	73	B1070122	293	B1070133	332
4"	B1070073	102	B1070123	493	B1070134	512
6"	B1070074	522	B1074653	1,518	B1074654	1,639
Valve Size	Spring Assist Open Repair Kit		Spring Assist Closed Repair Kit			
	Part Number	List Price	Part Number	List Price		
2" - 2.5"	B1074427	\$23	B1074425	\$24		
3"	B1074521	24	B1081565	24		
4"	B1074604	46	B1074602	24		
6"			B1074655	129		

K52 Repair Parts

Plastic Valves						
Valve Size	Diaphragm and Seal (Buna) Kit		Internal Parts Repair Kit – Normally Open Valves		Internal Parts Repair Kit – Normally Closed Valves	
	Part Number	List Price	Part Number	List Price	Part Number	List Price
2.5"	B1070291	\$137	B1070299	\$151	B1071226	\$183
Valve Size	Spring Assist Open Repair Kit		Spring Assist Closed Repair Kit			
	Part Number	List Price	Part Number	List Price		
2.5"	B1071227	\$45	B1075200	\$38		

Flange Kits and Cutting Charges

Companion Flange Kits

NPT tapped suction and discharge openings are for standard pipe. All models with a discharge size 3" or smaller are NPT except for the victaulic coupled B3ZRM.

Flanged suction and discharge openings are faced and drilled (per ANSI B16.1, class 125) for standard flanges.

Maximum working pressure for class 30 cast iron, per ANSI B16.1, is 175 PSI unless otherwise stated on pump curve.

All models with a discharge size of 4" or larger are flanged except the B6Z models as noted, and model B4JRMHBH as noted.

Series	Suction	Size	List Price	Discharge	Size	List Price
B2TPM	B60128	2-1/2" X 7"	\$113	B60120	2" X 6"	\$102
B2ZPL						
B2ZPHS						
B2EPBL	B60129	3" X 7-1/2"	143	B60121	2" X 6"	114
B2EPBHH						
B2-1/2TPM	B60129	3" X 7-1/2"	143	B60128	2-1/2" X 7"	113
B2-1/2ZPL						
B2-1/2ZPM						
B3TPM	B74303	4" X 9"	161	B60129	3" X 7-1/2"	143
B3TPH						
B3ZPL						
B3ZPM						
B3ZPBH						
B3EPBL						
B4EPM	B59875	5" X 10"	205	B59870	4" X 9"	161
B4EPBM						
B4JPBH						
B4GPBH w/o Eccentric Reducer	B59871	5" X 10"	205	B59870	4" X 9"	161
B4EYPBM						
B4EXPBL						
B4EYPBH						
B4GPBH with Eccentric Reducer	B59872	6" X 11"	211	B59870	4" X 9"	161
B4JPBH	B59876	6" X 10"	325	B59870	4" X 9"	161
B5EPH	B59877	6" X 11"	211	B59871	5" X 10"	205
B5EPBM						
B5WP						
B5EXPBH						
B6ZPL	B59878	8" X 13-1/2"	307	B59872	6" X 11"	211
B6ZPH						
B6JPBL						
B6JPBM						
B6JPBH						
B6EXPBL						
B6EXPBH						
B8GPBM	B59879	10" X 16"	539	B59873	8" X 13-1/2"	307
B10GPBM	B59880	12" X 19"	889	B59874	10" X 16"	539

Impeller Cutting Charges

An impeller cutting charge will be applied for non-standard trims.

Description	Catalog No.	List Price
Impellers 9" diameter and smaller	S16104	\$218
Impellers over 9" diameter	S16105	263

Part No.	Description	List Price
Suction Primers		
S20018	Manifold Primer	\$596
M12186	Replacement Diaphragm Kit for #7 Protek Primer	171
M14832	TS6 Tuf-Skin Hand Primer, 6"	455
M14833	TS9 Tuf-Skin Hand Primer, 9"	675
M14834	TS6-3 Replacement Handle Tuf-Skin Hand Primer	164
M14835	TS6-5 Replacement Diaphragm Tuf-Skin Hand Primer	167
M14836	TS9-9 Replacement Handle Tuf-Skin Hand Primer	181
M14837	TS9-5 Replacement Diaphragm Tuf-Skin Hand Primer	194
Discharge Priming Valves		
B02669	1-1/2 x 2	\$187
B02352	2 x 2-1/2	800
B05922	2-1/2 x 3	680
B05923	3 x 4	596
B05924	4 x 4	810
B05925	5 x 5	950
B05926	6 x 6	967
Packing Puller		
S15510	Packing Puller	\$60

Dry-Run Spare Part Kits			
Catalog No.	Pump Models	Description	List Price
B85599	B_G, B_J, B_EY	Dry-Run Gland, with Lip Seal, Hardened SS shaft sleeve, O-ring, mechanical seal	\$1,353
B85600	B6XT	Dry-Run Gland, with Lip Seal, Hardened SS shaft sleeve, O-ring, mechanical seal	1,761
B85576	B_G, B_J, B_EY	Lubricant reservoir, tubing, mounting plate, fittings	1,353
B85577	B6XT	Lubricant reservoir, tubing, mounting plate, fittings	1,353



293 WRIGHT STREET, DELAVAN, WI 53115 www.BerkeleyPumps.com
PH: 888-237-5353 ORDERS FAX: 800-321-8793

Because we are continuously improving our products and services, Pentair reserves the right to change specifications without prior notice.