

4. What are the effects of education on health?

By Leon Feinstein, Ricardo Sabates, Tashweka M. Anderson,
Annik Sorhaindo and Cathie Hammond*

* Leon Feinstein, Ricardo Sabates, Tashweka Anderson, Annik Sorhaindo and Cathie Hammond, Institute of Education, University of London, 20 Bedford Way, London WC1H 0AL, United Kingdom.

We would like to thank David Hay, Wim Groot, Henriette Massen van den Brink and Laura Salganik for the useful comments on the paper and to all participants at the Social Outcome of Learning Project Symposium organised by the OECD's Centre for Educational Research and Innovation (CERI), in Copenhagen on 23rd and 24th March 2006.

We would like to thank the OECD/CERI, for their financial support of this project. A great many judicious and helpful suggestions to improve this report have been put forward by Tom Schuller and Richard Desjardins. We are particularly grateful for the general funding of the WBL Centre through the Department for Education and Skills whose support has been a vital component of this research endeavour.

We would also like to thank research staff at the Centre for Research on the Wider Benefits of Learning for their useful comments on this report. Other useful suggestions were received from participants at the roundtable event organised by the Wider Benefits of Learning and the MRC National Survey of Health and Development, University College London, on 6th December 2005.

All remaining errors are our own.

4.1. Executive summary

Objectives

This report reviews the evidence on the hypothesis that education has important social impacts on health. In reviewing the evidence, we highlight those studies that have attempted to identify causal impacts with robust estimation techniques. We have also described evidence that demonstrates the extent of the descriptive correlation of education and health.

As well as reviewing the evidence on the overall effect of education, we have reviewed the evidence on potential mechanisms for this effect, in a wide range of different personal and social contexts.

Overview of the structure of the report

In Section 4.2 of the report we have mapped out a general conceptual framework that sets out the hypothesised mechanisms for the effect of education on health. This framework creates a structure within which evidence and theory from diverse strands of the literature can be linked coherently. It also enables us to include within the review, evidence that does not investigate the direct impact of education on health but rather investigates the relationship between education and a potential mechanism or mediator of impacts on health.

We set out the methodological criteria for our review of the evidence in Section 4.3 and summarise the findings of this review in Section 4.4. The implications of these findings are discussed in Section 4.5 in relation to the development of indicators and in terms of general policy conclusions in Section 4.6.

The remaining sections present a detailed review of the evidence. Section 4.7 summarises the search criteria for evidence. In Sections 4.8 and 4.9 we describe the evidence in relation to the direct effects of education on mental and physical health and health behaviours. In Sections 4.10 and 4.11 we describe the evidence in relation to the indirect mechanisms that have been emphasised in the conceptual review, namely via effects of education on the self and effects of education on contexts.

Main findings

Overall, we find considerable international evidence that education is strongly linked to health and to determinants of health such as health behaviours, risky contexts and preventative service use. Moreover, we find that a substantial element of this effect is causal.

Education does not act on health in isolation from other factors. Income is another very important factor that interacts in many important ways with education as influences on health. This makes it hard to assess their independent effects. However, empirical investigations often find that the effect of education on health is at least as great as the effect of income.

Those with more years of schooling tend to have better health and well-being and healthier behaviours. Education is an important mechanism for enhancing the health and well-being of individuals because it reduces the need for health care, the associated costs of dependence, lost earnings and human suffering. It also helps promote and sustain healthy lifestyles and positive choices, supporting and nurturing human development, human relationships and personal, family and community well-being

For example, one study finds that for individuals born in the United States between 1914 and 1939, an additional year of schooling reduces the probability of dying in the next 10 years by 3.6 percentage points (Lleras-Muney, 2005). Another study finds that for the cohort of Swedish men born between 1945 and 1955, an additional year of schooling reduces the risk of bad health by 18.5% (Spasojevic, 2003).

Breierova and Duflo (2004) use the Indonesian government's implementation of a primary school construction project in the years 1973-79 to identify the causal effect of education. They find that an increase in the average number of years of education in the household reduces child mortality by approximately 10 percentage points from a mean level of 22.5%.

For women in the United States at the margin of college enrolment, being able to enrol in college and stay for a minimum of two years decreases the probability of smoking during pregnancy by 5.8 percentage points. This is a large effect given that on average only 7.8% of the women in the sample smoked during pregnancy (Currie and Moretti, 2002).

Not all of the effects of education on health costs are positive. Education can increase uptake of preventative care which may lead to long-run savings but short-term increases in health care costs. Those with more education are also more likely to take advantage of health care provision. Moreover, the association of education and some forms of illicit drug use and sometimes alcohol use is found to be positive, *i.e.* education is associated with increased use. Finally, although education appears to be protective against depression it has been found to have much less substantial impacts on general happiness or well-being.

It is also important to emphasise that to the extent that education effects on health occur as a result of impacts on features of the self, particularly self-concepts and attitudes, then if the quality of education is not appropriate to the developmental needs of the individual education can have directly injurious effects.

Findings on the mechanisms for education effects

The finding that education affects health is not new. An innovation of this review is the breadth of features of health that have been shown to be impacted on by education, linked to a clear conceptual model to explain that effect in terms of benefits for individuals in multiple contexts at different levels of social aggregation.

Our central hypothesis is that education impacts on health because:

- individuals exist in multiple, multi-layered and interacting contexts,
- each of these contexts is a domain of social relations and environmental health; and
- education impacts on individuals and on each context at each level.

As well as finding direct effects of education on health outcomes and on the health behaviours that lead to health outcomes, we also assess the evidence in relation to the mechanisms for these education effects.

There is substantive evidence to suggest that education has direct impacts on features of the individual that have direct benefits for health as well as supporting individuals in moderating the impacts of the contexts they inhabit.

For example, there is good evidence that beliefs about health and health care, shaped and influenced by socio-demographic factors including education, determine health behaviours. Randomised controlled trials testing the efficacy of interventions has demonstrated that education has the potential to change health beliefs and behaviours if designed and delivered to appropriately address particular notions about health and illness.

Self-concepts are associated with learning across the lifespan, though a causal link has not been determined through rigorous testing. There is also some evidence that self-concept and self-esteem provide protection against some adverse health outcomes through fostering resilience. This finding has not been consistent.

We find that there are important channels for effects of education on health in all of the contexts considered, at every level of social aggregation from the household to the nation.

To some extent these different contexts mediate education effects because of the effects of education on the physical and chemical environments that people come to inhabit and to some extent education effects are channelled through social and economic relations in each of these contexts.

For example in relation to the workplace, education reduces the likelihood that individuals will work in the most hazardous jobs. As well as this direct effect of physical hazards, education impacts on social and economic relations in the workplace to improve the relative health of those with autonomy and authority in the workplace and reduce that of individuals with less autonomy and authority. There may also be an aggregate effect by which increasing average levels of education may improve the overall balance of risk through these channels.

To give another example, there is a great deal of associational evidence that various forms of social support are supportive of a variety of health outcomes. There is evidence of a causal relationship between education and civic participation. Robust evidence from a randomised clinical trial also points to the causal effect of social support on improvements in depression and social functioning.

At the social or national level, one consistent result of studies that investigate the impacts of income inequality is that education is a protective factor. That is, it moderates the relationship between income inequality and health, mitigating the effects of inequality on the health of more educated people. It is clear that education has a central role in the

determination of income inequality, and other aspects of inequality. However, it is not proven whether the effects of income inequality are felt only by the least well off in a society or whether the effects are more universal.

Calculating the pecuniary gains

Only one or two studies have expressed these types of impacts in quantitative, costed terms. For example, Groot and van den Brink (2006) find that the health benefit of education is in costed terms equivalent to roughly 15-60% of the wage effect. This is a substantial additional benefit that may indicate a major under-investment in education.

Chevalier and Feinstein (2006) assess in monetary terms the benefits of education for reduced depression. Simulating the effects of taking women without qualifications to Level 2 in the United Kingdom would lead to a reduction in their risk of adult depression at age 42 from 26% to 22%. It is estimated that this would reduce the total cost of depression for the population of interest by GBP 200 million a year.

Spasojevic (2003) compares the effect on education on health to the effect of income. She obtains a wide range of estimates under different assumptions, finding in one model that a year of schooling is equivalent to an increase in income of nearly USD 1 700 in terms of its health effect. Other estimates suggest that a one-year increase in schooling is equivalent to an increase in income of USD 17 700, in terms of health.

Other studies have estimated the gains in terms of mortality rates, life expectancy or other health outcomes. For example, Lleras-Muney (2005) shows that there is a large causal effect of education on mortality. She calculates that for people in the United States in 1960, one more year of education increased life expectancy at age 35 by as much as 1.7 years.

Currie and Moretti (2002) use coefficients derived from their instrumental variable estimation to estimate the impact of schooling on health outcomes. They estimate that 12% of the decrease in the probability of low birthweight in the period in the United States between the 1940s and the 1980s and 20% of the decrease in the probability of pre-term birth can be attributed to increased maternal education. It is estimated that between birth and age 15, low birthweight children incur an additional USD 5.5 to USD 6 billion more in health, education, and other costs than children of normal birthweight.

Evidence gaps

A weakness of the evidence to date is that much of the assessment of the effects of education has measured education in terms of years of schooling. This has commonly been investigated as a simple linear effect, without distinguishing the relative benefit of educational participation at different stages. Moreover, few studies have investigated lifelong learning effects beyond the stage of higher education during post-adolescent emerging adulthood. Yet, preliminary investigations suggest that the health benefits of learning later in life may be extremely substantial.

The over-dependence on quantity and qualifications-based measures of educational participation neglects the hypothesis that has emerged from qualitative evidence and theoretical perspectives that effects of education depend on the nature and quality of learning provision as much as on the number of hours spent in schooling. We also know considerably less than is required for an informed policy debate about the relative health

impacts of different curricula (vocational, general or academic) or about the impacts of learning at different ages and stages.

A further weakness is that much of the evidence is from researchers based in the United States and Northern Europe, particularly the United Kingdom, Germany and Scandinavia. We have attempted to identify studies from a greater range of nations and where possible have presented this evidence, but it appears to be in short supply.

The evidence does not come to a clear conclusion about the relative importance of positional benefits of education as compared to absolute effects. Thus the precise effects of broadened participation in education are difficult to predict. Improvements to the quality of education, in its appropriateness to the lives of individuals and communities and in its persistence and accessibility through the lifecourse may be as or more important for health outcomes than a simple expansion of the quantity and breadth of participation at a particular stage such as at tertiary level.

Conclusion

We conclude that there are substantial and important causal effects of education on health. We have summarised in Section 4.4 robust evaluation evidence on the quantitative effects of education assessed in terms of mortality probabilities or exchequer costs. These studies indicate the substantial public significance of the potential role of education in improving health.

We conclude that the health productivity of learning requires considerably more attention from policy makers than it has hitherto received. This is not primarily a question of providing more specific health-based learning but of recognising and investing in the wider impact of general learning in education contexts through the lifecourse.

There are clear conceptual frameworks to explain this effect but the evidence on the precise contributions of the mechanisms is weak. This limits our ability to make precise policy recommendations.

The evidence on the mechanisms for effects of education on health does not suggest that there is one single, simple mechanism. Rather we find evidence in support of a range of hypothesised mechanisms that operate at different levels of society, from effects on the individual, through effects on household and work contexts, effects at the community level and also national level effects.

In all of these contexts there is evidence to support the notion that there are important effects that result from physical and chemical features of environments and also from social and economic relations. Education in its many forms impacts on these environments and social relations, changing the nature of the contexts people inhabit and also enhancing the resilience of individuals and other agencies to protect themselves against potential shocks to health.

Indicators could usefully be developed in relation to the relationships between educational level and one or two key indicators of health behaviour such as smoking and or a measure of psycho-social development such as self-esteem. These indicators would provide useful information for national policy makers about the extent to which education and health systems compare internationally in the harnessing of educational productivity in the service of health outcomes and about the genesis of health and well-being disparities.

It would be possible to conduct analysis of existing datasets to test out the usefulness of such indicators in terms of the inferences that could meaningfully be drawn from them and their interest to policy makers.

There is considerable need for more longitudinal (see glossary in Appendix 4.1) evidence across a greater range of countries such that between-country differences can be modelled and tested. This would enable greater assessment of the relative importance of national level and individual level processes in the formation of health outcomes. It would also enable assessment of the importance of specific features of national level educational provision in terms of their effects on health.

Linked to the previous point, it would be useful for future cross-national longitudinal data collection to incorporate more measures of health, personal development and well-being, alongside measures of learners' self-concepts, personal circumstances, wider contexts, wider skills and attributes and personal resilience in order to test the mechanisms for education effects on health while also considering and holding constant the effects of national level contextual and policy differences.

There is considerable need for more evidence that draws on a wider range of measures of educational provision and addresses the more qualitative aspects of education such as pedagogy, learning ethos, teaching style, and the relationship of learning to the self-concepts and personal development of learners.

4.2. A conceptual model of the effects of education on health

Overview

There are many channels for effects of education on health. This section puts forward a conceptual framework for the links between key aspects such as psycho-social development, health behaviours, social context and qualifications.

There are a number of such theoretical frameworks available for the task. Advocates of each tend to work within specific academic disciplines or traditions such as public health, economics, developmental psychology and sociology. There are insights and analyses that are relevant to this review from all of these disciplines. Sometimes there is clear compatibility between the different traditions but it is not always obvious whether these different approaches are competing or complementary. To some extent they exist in isolation, working on the same terrain, sometimes with very different methodologies, axioms and assumptions, sometimes with similar ones but with different terminologies so that the similarities are obscured.

Yet this breadth of perspectives is important. It is worth emphasising that the theory and evidence for the links between education and health is less developed than that linking education to its narrow economic returns. A key reason for this is that the research area is necessarily inter-disciplinary and does not sit comfortably within any single disciplinary foundation. A cornerstone of economic research on the wage benefit of education has been the human capital revolution in economic theory that occurred in the 1960s and subsequently, initiated in the work of Schultz (1961), taken great steps forward by Becker (1975, 1991) in microeconomic terms and Romer (1986), Lucas (1988) and Barro (2001) and others in macroeconomics, and kept moving forwards recently in the work of Heckman (2005) on more sophisticated economic models of human capital formation.

The economic returns to education are relatively easily understood as the result of the human capital formed in the education process. The health effects of education are much broader in scope, reflecting a much wider set of outcomes with an equivalently wider set of mechanisms. Human capital is an important channel but other personal resources are also important. In the models discussed below, authors have highlighted social and/or identity capital as important mechanisms by which health benefits are generated. These capitals are not the same as human capital and not reducible to it. Therefore, conceptual models are necessarily more complex. Our aim in this section is to set out and justify a relatively simple model that we hope is accessible to policy makers and others who recognise that the significance of health as an outcome justifies conceptual work that does not fit entirely within the tradition of the human capital framework.

In this review we attempt to bring the different perspective into a single framework so that the strengths of each can be brought together. We describe a very general framework

that retains the important elements of each while offering a broad perspective that encompasses the full set of conceptual pathways.

Our aim is to be inclusive of all relevant and substantive theory and evidence from diverse literatures. The choice of framework is important in this regard because as well as being the basis for conceptualisation of the effects of education on health, and thereby clarifying key causal pathways, the framework will also be used to structure our collection and presentation of evidence and so it must be quite general.

Education does not act on health in isolation from other factors. This review lays out the mechanisms for the effects of education on health but this is not to suggest that other factors do not have importance independently of education. Education may impact on income and so some of the effect of income may be thought of as the channelling of the effect of education but that is not to subsume the whole income effect under the heading of education. A large component of income is independent of education and even to the extent that income mediates the effect of education, this can still be conceptualised as an income effect. However, *even conditioning on income, empirical investigations tend to find that the effect of education on health is at least as great as the effect of income*. Our aim is not to denigrate the significance of income but to support a more balanced view that recognises that many factors are important in the generation of health and avoidance of ill-health.

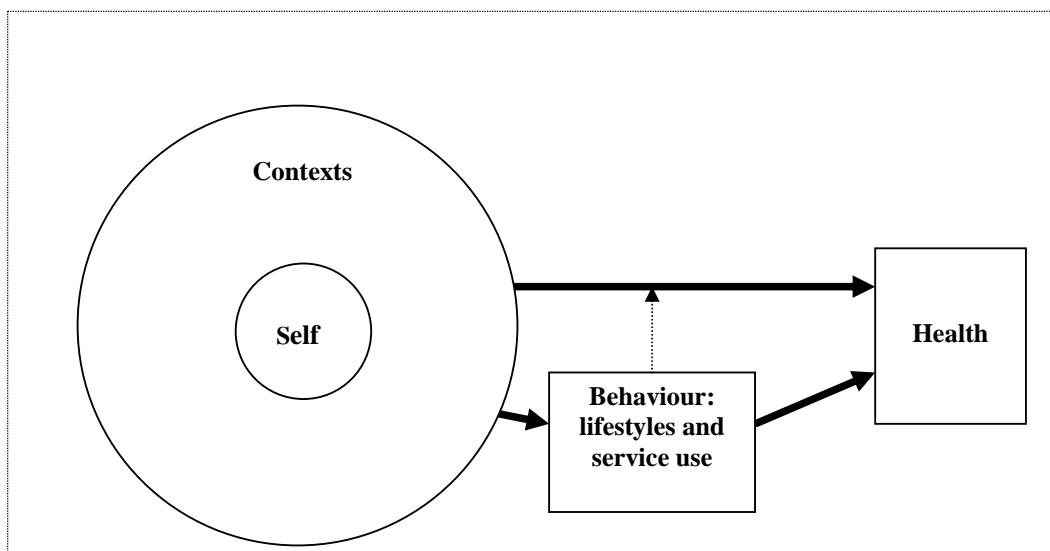
We recognise, too, that there are other important moderating factors. Education changes the way individuals behave and the choices they make but so do ethnicity and gender. Specific historical or social contexts will also moderate the behaviours and the effects of education on health. These moderating effects may apply to all of the elements of the model so that a single model is inadequate to the task of describing the effects of education for all individuals in all social, historical and cultural circumstances.

This model is put forward here as an aid to policy makers in better understanding the mechanisms for the effects of education on health. However, *the focus on education should not be taken for the claim that education is the only important factor or the only factor with such wide-ranging influences*. That is certainly not the claim being made here. The model clarifies the general influences on health, of which education is one and so provides a framework for subsequently clarifying the effects of education on health. The model is not deterministic. It is intended to highlight the essential mechanisms that have been identified and tested in quantitative data.

The basic model

The very general, simple model is set out in Figure 4.2.1.

Figure 4.2.1. Basic conceptual model of influences on health



The foundations of this model are to be found in Bronfenbrenner’s ecological perspective (Bronfenbrenner, 1979; 1986). The central notion is that individuals exist in multiple, multi-layered and interacting contexts, each of which is a domain of social relations and environmental health risk and protection. The social relations in each context include elements of structure such that in each context the individual experiences bounded agency that in different ways at each level may be important in the formation of health outcomes.

The model as presented in Figure 4.2.1 is fairly static in that it holds constant many important dynamic and lifecourse processes. This is useful in focusing on the core issue of the effects of the self-in-context on health which will be manifested in part via health behaviours. For many aspects of health these effects may take a very long time to emerge. Health disparities are much more apparent in later life than even in mid-adulthood, particularly for physical health outcomes. There are also important reverse mechanisms, impacts of health and of health behaviours on the self and on contexts.

These and other dynamic, transactional processes are suppressed in Figure 4.2.1, although important. This enables us to foreground the core issue that *individuals have a degree of agency in the determination of their mental and physical health. But that this agency is bounded by structures and contexts and by features of the self that constrain healthy choices that in other terms may seem rational. This “irrationality” lies at the heart of the public health problem.* Central to the hypothesis that education can impact on health is the suggestion that it does so by empowering healthy choice. Below we describe

the basic model in more detail and then discuss the various ways in which education can exert this empowering capacity.

Before we proceed to discuss in detail the conceptual relationships between the features of the model, it may be helpful to discuss a number of terms requiring conceptual definition and clarity. First we define the key features of the model, discussing and clarifying our working definitions of health, self, context, structure and environment in this framework. We then present an extended model that introduces the role of education in this framework, focusing on the mechanisms for effects of education, providing brief descriptions of the conceptual basis that supports the overall framework. In Sections 4.7-4.11 we describe in more detail the evidence on key aspects of the model, focussing particularly on the evidence for education effects.

Defining terms 1: the meaning of health in this framework and review

Changes in the conceptualisation of health over the last century in part reflect the changing profile of health and disease in the developed western world. During the twentieth century, acute contagious diseases gave way to chronic illness and disability (Crossley, 2000).

Traditional understandings of health, which were primarily concerned with curing acute ill-health employed a biomedical model of health that focused on the absence of disease. The biomedical model of health continues to dominate the study of disease and the administration of health care as it has for the bulk of the 19th and 20th centuries. It emphasises the biological and physiological aspects of health, and forms interventions based on the medical model. This model primarily operates by changing the physical state of the body through, for example, the use of surgery or drugs to treat disease, alleviate symptoms and maintain functioning. From this perspective, the body is a machine and the doctor or surgeon is the mechanic who fixes its malfunctions (Crossley, 2000).

However, the 1940s marked a movement from such negative definitions of health to a more positive one. For example, in 1947, the WHO constitution defined health as a, “state of complete physical and social well-being and not merely the absence of disease or infirmity” (WHO, 1946). This international declaration summarised not only new concepts of health emerging from states, but also introduced a more holistic concept of health, encompassing social as well as physical health. It pre-dated the influential academic work of George Engel, a psychiatrist, who critiqued the traditional biomedical model of health and set out an alternative biopsychosocial model (Engel, 1977). This model integrates biological, psychological and social aspects of health into its framework.

The biopsychosocial model of health represents a departure from traditional biomedical thinking. Although it accepts the importance of biological determinants of health, it emphasises the reciprocal and dynamic interactions between different levels of human and social systems, from the biochemical to the sociocultural.

This model was welcomed by psychologists and social scientists because it highlighted the importance of psychological and social factors in the study of health and disease. Beliefs about health, coping strategies, and risky behaviours were identified as important to the promotion of health. These psychological and behavioural factors were influenced by social and demographic factors such as social class, employment status, work environment, social support, urbanisation, age, sex, and ethnicity (Crossley, 2000).

The model was based on “systems theory” (Engel, 1977), which allowed for the modelling of complex relationships between psychological, social and biological factors, health and illness.

This broader definition of health is the basis for the WHO Health for All Strategy, which introduced the aim of maximising economic and social life as a means to improving overall health (Blane, White and Morris, 1996; WHO, 1999). This understanding of health concerns individuals’ capacity to fulfil their aspirations within their social environment. This raises two issues. First, individual aspirations for health vary, and so to some extent health becomes a relative rather than an absolute concept. Second, the ability to fulfil these (individual) aspirations and so maximise health is constrained by the social environment and one’s ability to navigate it. The social environment is therefore an important determinant of health. Thus, this conceptualisation of health sits within a socioecological framework.

This conceptualisation of health renders traditional methods of measuring population health, such as morbidity and mortality, inadequate. Measures for positive health and well-being based on the current definition are available but they could be improved. We tend to rely on psychological measures based on self-report; for example, self-rated health, which are complicated to interpret.

Defining terms 2: the self

The self, or the individual, has a degree of agency and so cognitions, beliefs and psycho-social capabilities feature as crucial elements of the self in this model. Yet, there are a range of different systems for classifying the key features of the self in the determination of health. *Individuals differ in terms of features of the self that are important in the formation of health outcomes, features such as competencies (Rychen and Salganik, 2003), capabilities (Sen, 1992), resources and internal resilience (Masten, 2004; Rutter, 1990), capitals such as human capital (Becker, 1975), social capital (Coleman, 1988; Putnam, 1999) and identity capital (Côté and Levine, 2002).*

Biology is also a particularly crucial factor. Since our concern in this report is with the role of education, we focus on those features of the self that are amenable to intervention through learning or other developmental impacts, rather than on bio-medical features of the self. That suggests a particularly important role for what are discussed below as health behaviours. However, this not to deny the great importance of bio-medical factors that are not within the control or choice of the individual. The model does not suggest that everything need flow through these health behaviours. You can of course not smoke and still get cancer. Health is a property of an individual organism and so any consideration of health must recognise the role of biology.

Nonetheless, the individual does have a considerable degree of potential agency in the formation of health outcomes and so it is important to clarify the role of these features of the self. In the review of the evidence below we focus on three particular features of the self which we present as examples of the characteristics of individuals that have been hypothesised to be important in the formation of health outcomes. These three aspects of the self, each discussed in more detail below, are: beliefs, valuation of the future, and resilience.

There are very complex interactions between these components of the individual, even holding to one side for the moment the importance of structure and context. Behaviours are the result of heterogeneous and diverse interactions between individuals' beliefs, skills, capabilities and values and these terms are used in very different ways in different literatures. We do not attempt to construct or reproduce a model of these complex within-person relationships or of the influences on them. Instead we emphasise the importance of psychological and psycho-social factors that are hypothesised to be important mediators of education effects on health.

The agency of the individual is always limited by structure and context, a point at the heart of the person-in-context model. Public health approaches tend to model the influences on health in multi-level terms, covering all domains that impact upon population health: the environment and human ecology, the distribution of social capital, and human interaction with these surroundings (McMichael and Beaglehole, 2003). That is the approach adopted here.

Defining terms 3: context

As with the features of the self, the features of context are theorised differently in different literatures. Particularly relevant here is the distinction between the terms structure, context and environment. We use the term contexts to refer to the domains of interaction for the individual with others. In a multi-level sense, if one defines the individual as a level one unit, then contexts are a very general term for spatial and non-spatial domains of interaction of individuals with higher level units, *i.e.* at greater levels of aggregation. Thus the family is an example of an important context, the sphere of important interactions of self and other(s) with potential impacts on development, behaviours and health, particularly, but by no means exclusively, during childhood. Learning institutions also provide important contexts as do neighbourhoods, and, at higher levels of social aggregation, communities and nations. Within each of these contexts, the individual experiences dynamic interaction with others in terms of social relations and with the environment. These have important implications for the health of individuals.

Environment

We use the term environment to refer to the physical/material context within which people live and work, experiencing the impacts on health of the built and physical infrastructure and of other aspects of environmental health. Seen in this way, environments are an aspect of contexts. Thus, for each context we also consider environmental risk as a key potential mediator of education effects on health. Work, household, neighbourhoods and macro-level contexts all include factors with potentially significant and direct environmental risk to health in terms of toxicity, risk of accidents, pollution, physical strain and so on.

Social relations

At each level of this contextual framework the individual experiences and engages in social relations over which the individual has varying but always limited agency. Peers and social networks are very important elements of the contexts within which people live and work. Where these networks of interaction are formed around specific physical locations such as in housing structures or work environments, they can be considered as specific contextual sources of health risk or protection. These social relations include

aspects of authority, power and access to resources, commonly termed structure. As well as the level of hierarchy implicit in social relations, another important aspect for health is the degree of support provided by social relations. Peer groups are another aspect of social relations that may occur in all contexts and that influence the development of cultural values and norms, important as influences on health behaviours and lifestyles.

Social capital

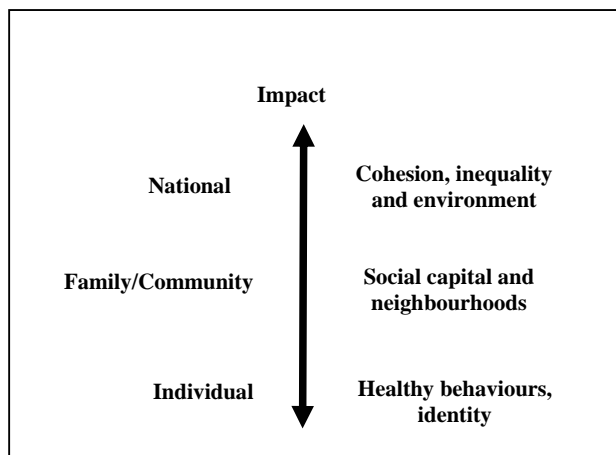
Both of these aspects of social relations have been discussed in terms of the notion of social capital. The most basic form of social capital is bonding social capital, which coalesces around a single, shared identity, and tends to reinforce the confidence and homogeneity of a particular group. Bridging social capital refers to horizontal social networks that extend beyond homogenous entities. This form of social capital involves cross-cutting networks amongst people of various ethnic, cultural, and socio-demographic backgrounds. Linking social capital is characterised by connections with individuals and institutions with power and authority. This is theorised in terms of vertical rather than horizontal networks within the social hierarchy.

While those of lower socioeconomic status tend to have higher levels of bonding social capital, allowing them to use their social networks as a protective factor, they tend to have lower levels of bridging and linking social capital, limiting their access to resources not available in more local environments. The reverse is generally true for higher SES individuals, who have much higher levels of bridging and linking social capital, allowing them to tap into a wide range of productive resources.

There are also important potential effects on health that result from social relationships at a more macro level. These include the potentially very important impacts on health of national levels of disparity in social and economic status that may be defined in terms of income, education or social class.

It is worth highlighting that there may be very important interactions between effects at different levels. Figure 4.2.2 provides examples of this in relation to the impacts of national level factors on individual health and the reverse dynamics.

Figure 4.2.2. Two-way multi-level impacts



National level inequality of income or education has been hypothesised (Wilkinson, 1996) to impact on individual identity and well-being with implications for health and healthy behaviours. This suggests an impact of social level factors on individual health. However social cohesion as a social level outcome is the result in part of the multitude of individual behaviours, attitudes and decisions that comprise social action. These are influenced by individual level factors. Thus individual and social factors are constantly in dynamic interaction, with smaller community-level organisation and agencies also impacted on from above and below by this dynamic flux as well as acting as an additional level of agency and structure in this multi-level system, with implications for health.

Key health behaviours: lifestyles and service use

Although biology plays a role in health determination, it is often the behaviours and choices of individuals that place biological health at risk. These behaviours are a central mechanism for public health and social policy effects on health and are therefore central to the framework of this review. The mediating role of *lifestyles* is indicated by the arrows in Figure 4.2.1. Lifestyles is used here as a term intended to encompass many important elements that are stressed in the public health and social science literature more generally, such as diet and nutrition, smoking, exercise, work-life balance and alcohol use.

Lifestyles

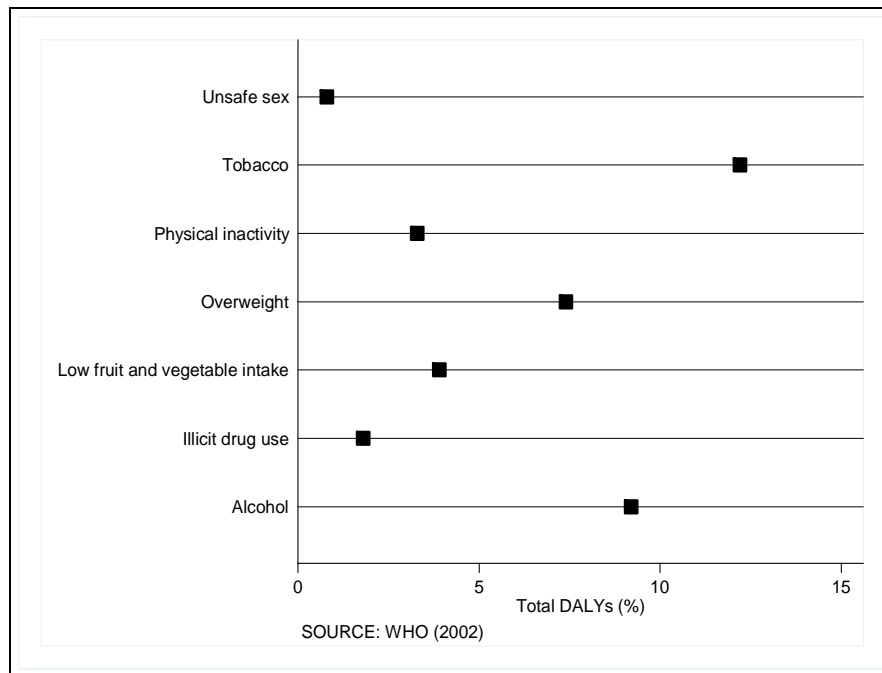
In a report of the major risks to health, the World Health Organisation gathered together nationally representative individual-level data on the leading causes of death and disability for all developed member states. They identified the top ten risk factors in terms of attributable Disability Adjusted Life Years (DALYs) (see glossary in Appendix 4.1). Three of these differ from the other seven in being immediate markers of biological health rather than health behaviours (blood pressure, cholesterol and iron deficiency). These three markers are linked in important ways to health behaviours. For example, high blood pressure is caused by salt intake in diet, low levels of exercise, obesity, and excessive alcohol intake. It results in structural changes in the walls of arteries that can lead to stroke, ischemic heart disease, hypertension and other cardiac diseases. Globally, high blood pressure is responsible for about 13% of deaths and 4.4% of attributable DALYs. However, although education may have important benefits though impacts on the way individuals manage these biological risk factors, we focus here on the seven behavioural risks as key factors which mediate the effects of education on health.

In order of greatest proportion of attributable Disability Adjusted Life Years for health risk behaviours, the top seven risk behaviours are:

- Tobacco.
- Alcohol.
- Overweight.
- Low fruit and vegetable intake.
- Physical activity.
- Illicit drugs.
- Unsafe sex.

The importance of each of these seven factors in terms of their contribution to DALYs is reported in Figure 4.2.3.

Figure 4.2.3. Seven leading selected risk factors in developed countries



Evidence for the impact of education on these seven health behaviours is discussed in Section 4.8. Here we describe briefly the extent of risk associated with these behaviours. This validates our claim that evidence of effects of education on health behaviours also lends support to the hypothesis of effects on health.

Health risk factor No. 1: Tobacco. Smoking has been common in industrialised countries for much of the past century and as a result is responsible for over 90% of lung cancer in men and 70% of lung cancer in women. Globally, tobacco, used for smoking, chewing or snuff, causes 8.8% of deaths and 4.1% of attributable DALYs. In developed countries, tobacco is responsible for 12.2% of DALYs.

Health risk factor No. 2: Alcohol. Alcohol use has direct and indirect impacts upon mortality and morbidity through intoxication, addiction and other metabolic mechanisms. Social drinking patterns vary by context, but remain responsible for more than 60 diseases and injuries. For countries in the developed world, this amounts to 9.2% of DALYs. Worldwide, alcohol use is implicated in 20-30% each of oesophageal cancer, liver cancer, cirrhosis of the liver, homicide, epilepsy, and motor vehicle accidents.

Health risk factor No. 3: Overweight. Increasing BMI is positively correlated with risk of coronary heart disease, ischemic stroke and type 2 diabetes mellitus. It is also implicated in the development of cancers of the breast, colon, prostate, endometrium, kidney and gall bladder. High BMI is associated with 7.4% of DALYs in developed countries.

Health risk factor No. 4: Low fruit and vegetable intake. Worldwide, 19% of gastrointestinal cancer, 31% of ischemic heart disease and 11% of strokes are attributed to low intake of fruits and vegetables. In developed countries, this amounts to 3.9% of DALYs.

Health risk factor No. 5: Physical activity. Exercise protects against the risk of cardiovascular disease, cancers and diabetes. Inactivity is related to 10-16% of cases of breast cancer, colon and rectal cancers, and diabetes mellitus. It is responsible for 1.9 million deaths and 19 million DALYs globally, and 3.3% of DALYs in developed countries.

Health risk factor No. 6: Illicit drugs. The non-medical use of drugs is related to increased overall mortality through HIV/AIDS, overdose, suicide and trauma. Overall illicit drug use is implicated in 0.4% of all deaths worldwide and is most common in the industrialised countries of the Americas, Eastern Mediterranean and Europe. In developed countries, illicit drug use is responsible for 1.8% of DALYs.

Health risk factor No. 7: Unsafe sex. The overwhelming majority of DALYs attributable to unsafe sex result from the global HIV/AIDS epidemic. Although much of this occurs in countries outside of the OECD, of the HIV/AIDS related deaths that occurred outside of Africa in 2001, 25-90% were caused by unsafe sex. In developed countries, 0.8% of DALYs is attributable to unsafe sex.

Service use

Another important health behaviour is health service utilisation. We define service use in a general sense to include not just the uptake of services per se in terms of quantity of resources used but also in terms of the efficiency of service use and more generally in terms of the communication with health professionals, use of preventative treatments, compliance with advice, expert patients and community level access to health provision. Because of the importance for health of appropriate and effective use of services we add this to the list of health behaviours considered as markers of health.

There are three main elements to service use relevant here:

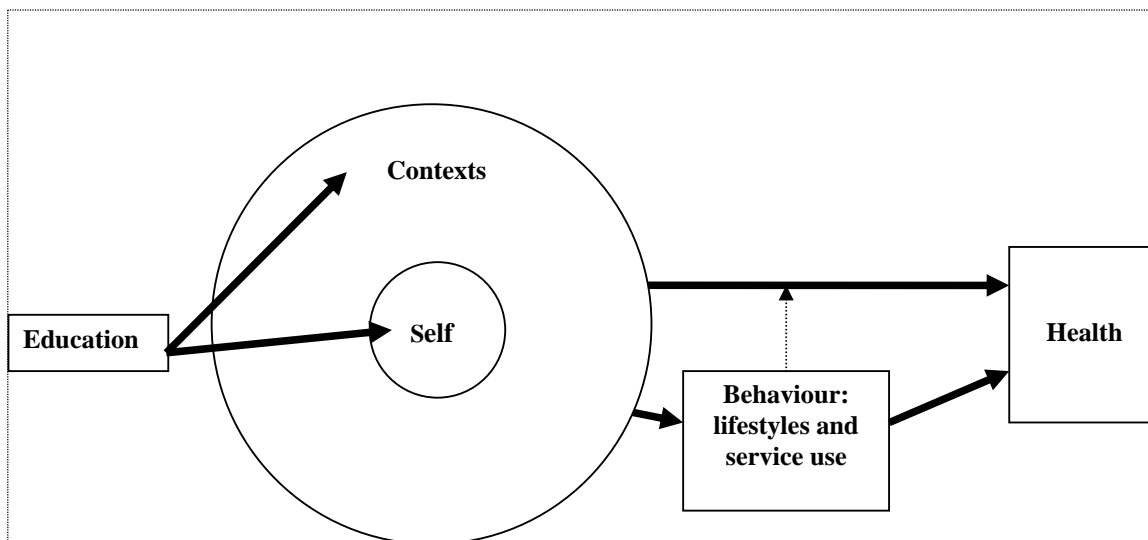
- A *preventative* element which is manifested through the use of health services for preventative reasons (e.g. regular check-ups) or to monitor health conditions.
- A *responsive* element, characterised by individuals' use of health facilities in response to diseases, pains, accidents, or in general poor health conditions which usually limit daily activities.
- The *management* of chronic and/or disabling conditions.

The role of education

We introduce education into the model in Figure 4.2.4. At the centre of the framework is the self in context. Education matters to health firstly through direct effects on the people that engage in it and secondly because it impacts on the choices of contexts that people come to inhabit or on their opportunities to choose such contexts. Also, through effects on multiple individuals and on social relations and wider socialisation and civic processes, education has the potential to impact on the nature of the contexts themselves, changing workplaces, homes, communities and wider society. It is important

to remember that we have defined context in a very general way that includes environmental health and social and economic relations. Although education has this potential, little is known in robust quantitative terms about the precise nature, range and magnitude of such effects. Nonetheless, many such effects have been hypothesised and considered in empirical terms and we summarise what is known about these effects in this review.

Figure 4.2.4. Basic conceptual model of the effects of education on health



Specifying the effects on the self as distinct from effects on context as in Figures 4.2.1 and 4.2.4 has the advantage of separating these sets of effects. However, it is also emphasised that *the self and contexts are constantly in interaction. This interaction of people and contexts is basic to the ecological, self-in-context model and is crucial in the generation of health outcomes.* The effect of education is not a one-off impact that leads individuals into given contexts. The benefits of education are more dynamic. Through benefits of education for individual and community agency, education may continue to moderate the effect of contexts on the individual, providing protection against the stresses and health impacts of risky environments. *Features of the self such as autonomy and resilience are of value precisely because they enhance the capability of individuals to manage interactions with the contexts in which they live their lives.* To the extent that education supports these features of the self, it enables and empowers individuals to protect their health and manage ill-health.

To summarise, our central hypothesis is that education impacts on health because:

- *individuals exist in multiple, multi-layered and interacting context;*
- *each of these contexts is a domain of social relations and environmental health;*
and
- *education impacts on each factor in each context at each level.*

However, it is also important to emphasise that this capability of education is not always realised and may also include negative effects, particularly where access to education is unequal and where provision is injurious to self-concepts, learning and development. This is discussed in more detail below.

Defining terms 4: the meaning of education

Education is a very general term used to refer in very different ways to the experience and/or results of learning undertaken primarily in institutional settings such as schools and colleges. The very breadth of this term often conceals a number of important distinctions of meaning that are important for a consideration of the health impacts of education.

Education as context and process

When defined institutionally, education can be thought of as a context. Schools, colleges and other learning institutions are contexts like those of the home or neighbourhood. In educational contexts as in other contexts there are important social relations that impact on the experience and development of the individual. There are interactions with teachers, other adults and peers that may be of vital importance in the formation of cultural and personal identity for individuals, social groups and for society as a whole. These features of the educational context may result from explicit and deliberate learning experiences or from aspects of social interaction that occur outside of the explicit curricula, within or outside the classroom. An experience of being bullied, for example, or of developing a good relationship with another learner can each radically transform the sense of self of a learner and the nature of their engagement in learning.

As well as referring to contexts of learning, development and experience, education can also refer to the explicit experience of curricula-led learning, the experience of being in an interaction with a teacher being taken through stages of educational experience intended to develop key skills, values and capabilities. This process of learning is not only explicit and deliberate but also implicit and non-deterministic. Higher authorities can set curricula and establish the structural boundaries or objectives of institutional learning and in so doing can create challenges and opportunities for learning but the central experience is a complex interaction of learner, teacher and other learners in a specific form of social interaction. This complex interaction includes within-person experiences of cognitive, affective and behavioural development as learners engage in cognitive processes that result from self-regulation and attention to the task of learning as well as from implicit and explicit reflection.

We make this distinction between education as a context and education as a process because the two elements of education have different types of implication for health. Some of the benefits and/or risks of education for health result from the membership or participation in a learning institution, others from the explicit experience of the process of learning. It is also important to emphasise that there are important experiences of learning that do not take place within educational settings, key examples of which are learning in the workplace and home learning as in parent-child interaction, as discussed below in the section on inter-generational processes.

Health literacy

The significance of the global health risk factors has led to a major emphasis in public health policy on education interventions. This role for education has traditionally focused on providing information and skills to help people make choices and/or changes that will promote individual and societal health and well-being. Contemporary health education had three main aims: to reduce morbidity and mortality through changing the behaviour and beliefs of individuals; to foster the appropriate use of health services; and to create general awareness of health issues.

Policy makers have historically designed specific health promotion programmes that, through health education, put the onus on individuals to change behaviours that lead to ill health. However, this approach implies equality of choice among populations, and a direct relationship between the acquisition of information and rational decision making. It also fails to take into account the socio-political context in which individual health resides and the unequal distribution of constraints on behaviour (Katz, Peberdy and Douglas, 1997; Tones and Green, 2004). In the model of Figures 4.2.1 and 4.2.4, these are highlighted as the person-in-context.

Health promotion has shifted toward addressing the contextual and social as well as the behavioural determinants of health. Health policy, thus became concerned with creating supportive contexts that make “the healthy choice the easy choice”. As such, pervading all policy is the ultimate goal of reducing inequities, furthering human rights and building social capital – an approach which addresses the social determinants of health (Tones and Green, 2004).

Health education has also moved toward the adoption of a “life-skills” approach through raising consciousness about factors that influence health and increasing the ability for individuals to make informed choices through fostering empowerment. These models of health education aim to encourage personal growth through enhancing awareness, self-esteem and self-assertion. (Katz, Peberdy and Douglas, 1997).

The movement toward life skills encourages health literacy; a shift away from the simple transfer of information, toward the development of self-esteem and confidence that allow individuals to make educated choices about their health and seek out more information if necessary (Renkert and Nutbeam, 2001). It is founded on a deep-seated recognition of the other important elements of the ecological model set out in Figures 4.2.1 and 4.2.4.

The World Health Organisation has defined health literacy as:

“...the cognitive and social skills that determine the motivation and ability of individuals to gain access to, understand, and use information in ways that promote and maintain good health. Health literacy means more than being able to read pamphlets and successfully make appointments. By improving people’s access to health information and their capacity to use it effectively, health literacy is critical to empowerment.” (Renkert and Nutbeam, 2001).

Developing health literacy is about nurturing the benefits of education and learning that extend beyond the acquisition of information toward overall personal growth.

The measurement of learning 1: quantity and qualifications

The majority of the quantitative studies of the effects of education on health have focused on the effects of measures either of the number of years of schooling or on the educational level reached. There are fundamental distinctions between these constructs that it is important to highlight and it is also important to emphasise that each is distinct from an important, broad third category, namely the quality of learning.

A particular concern in relation to the use of the number of years of schooling as a measure of educational participation is that it takes no account of the quality of that schooling or of the extent to which learning or other important features of development occurred. It is a useful proxy measure of progression within the school system and all else being equal one may assume that if educational experience is a good thing then more of such experience is better than less. However, the quantity proxy conflates individual progression with learning and gives no guide as to the features of the learning experience in educational settings that are important for outcomes such as health.

Thus while qualifications attained can be thought of as an output measure of learning, the quantity measure that is commonly used to proxy for educational outputs is really just a measure of the duration of experience of inputs.

As a measure, qualifications attained tends to be highly correlated with the length of participation in that it is generally necessary to attain entry level qualifications to proceed to the next stage of learning and those with greater quantity of education (years of schooling) will therefore also tend to have higher levels of qualification. Thus it is difficult to tease out the separate effects of participation and qualification, although consideration of effects for those who fail to qualify at the end of a learning experience can give some guide to the difference in effect of duration and qualification.

We emphasise, however, that the distinction is important as some of the benefits may follow from a good experience of learning others from the socioeconomic structural benefits that follow from the signalling effect of qualifications. These are different mechanisms for health effects and have very different policy implications. Whereas the learning process explanation suggests a general mechanism that may bring absolute benefits for health if educational participation were widened, the signalling mechanism indicates that education effects follow from relative positional advantage that would not follow in the same way if there were a widening of participation.

These different explanations can usefully be discussed in terms of partial and general equilibrium (see glossary in Appendix 4.1). Estimates that result from data analysis at the individual level indicate marginal effects, the likely impact, subject to standard statistical assumptions, of a change in the rate of participation at the margins of the current rate. If the likely impact depends on the average rate of participation then the estimated marginal effect is not a good guide to the impact of a large shift to participation. To the extent that the learning process explanation of education effects on health is the right one, one may presume from theory that the general equilibrium need not be greatly disturbed by widened educational participation or that any externalities will be positive such that the partial equilibrium effects estimated in individual-level longitudinal studies remain valid or will in fact be lower bound estimates of the true effects. On the other hand, to the extent that the signalling explanation is the right one, one may presume from theory that a change in the average rate of participation would change the signalling effect of

qualifications such that the ex ante estimated marginal effect is a poor and probably upwardly biased guide to the impact of the policy shift.

Therefore, whether education is conceptualised and measured by qualifications gained or by quantity of participation is an important distinction with strong implications for analysis and inference. However, both measures are at best proxy indicators of education inputs and so conflate a number of related impacts.

The measurement of learning 2: quality

The previous discussion focused on output measures of learning but the nature of the effects are likely to depend heavily on the nature of the learning experience. Key features of this are conceptualised by educationalists in terms of constructs such as learning ethos, pedagogy, curricula and assessment, as well as in terms of the broader social relations experienced in a learning context. In conceptual terms all of these features of learning may have important implications for health either positively or negatively depending on their manifestation and may be in different ways be important mechanisms for effects of education on health. It would be very useful for policy makers to know more about the distribution of these different aspects of quality within and between education systems. It is unfortunate, therefore, that although qualitative and conceptual research indicates that these features of learning are vital, there is very little quantitative research that enables evaluation of the magnitude or external validity of these potential effects.

We also suggest that the emphasis on qualifications gained neglects the potentially vital role of non-accredited learning in the protection and sustenance of health, particularly in later life.

Learning through the lifecourse

Another feature of the focus on the years of schooling or of qualifications as measures of education is that the lifecourse benefits of learning tend to be omitted from consideration. The health benefits of learning in adulthood and in later life may be particularly substantial. Until we know more about the causal mechanisms for education effects it is not possible to hypothesise with conviction about the relative size of health effects of different stages of learning. If the benefits are driven by income then earlier education may be relatively more influential than if the benefits are to do with features of identity and resilience. Little is known about these relative trade-offs.

It is also worth emphasising the importance of complementarities in learning (Heckman, 2005), the notion that learning begets more learning. This tends to be associated with the view that early learning is particularly important but in relation to health (and other benefits) it may be that learning through the lifecourse provides vital complementarities and support for individuals and communities that greatly enhance the benefit of earlier experiences of learning.

Relevant features of the self: beliefs, patience and resilience

Here we discuss the theoretical and conceptual basis for the view that education has important impacts on key features of the self that are themselves important in the formation of health outcomes. As discussed above, there is a great range of important

features of the self that have been classified in different taxonomies, and measured and analysed in different ways. Different literatures and authors have tended to focus on different key features. Here we do not review the theory and evidence in relation to all of the many important features of the self that may impact on health and be channels for effects of education on health. Moreover, there are important connections and intersections amongst these features of the self. A full discussion of all of these inter-relationships would take us some distance from the purpose of this review which is to describe the theory and evidence in relation to the effect of education on health. The main point here is that there are features of the self that have been theorised to be influenced by education and that also impact on health behaviours and health outcomes. The mediators discussed here are:

- Beliefs about the self.
- Beliefs about health.
- Patience – valuation of the future.
- Resilience.

Beliefs cover a very wide range of potentially important cognitions. We focus here on two particular sets of beliefs that may be particularly important mediators, firstly, general beliefs about the self (self-concepts) such as self-efficacy and self-esteem. These are particularly important as mechanisms for impacts on agency, capability and action in the service of mental and physical health and for health behaviours. Secondly, we consider the more specific set of beliefs concerned with health and health care.

Next, we focus on patience, also known as inter-temporal preference, the valuation by the individual of the future. This is an important element of many economic and psychological models of health determination. Finally, we consider the psycho-social capability of resilience.

Beliefs about the self (self-concepts)

Self-concepts concern individuals' perceptions of their own abilities and worth. They depend on information available to the individual and also the cognitive ability to process this information (Markus and Wurf, 1987). Self-concepts vary across different domains, for example, relating to academic capabilities, social capabilities, or general self-worth (Shavelson, Hubner and Stanton, 1976).

Psychologists have developed self-concept scales, which reflect domains of self-concept. The SDQ-1 scale (Marsh, 1988 and 1990) is designed to measure eight features of the self-concepts of adolescents. These are: physical ability – based on perceptions of skills and interest in sports and games; physical appearance, peer relations – self perceptions of how easily the individual makes friends and their popularity; parent relationships – perceptions of how well the individual gets on with their parents and whether they feel that their parents accept and approve of them; reading, which encompasses interest and enjoyment as well as ability to read; maths; school, which refers to school subjects in general; and esteem. Esteem is the individual's self-perception of his- or herself as an effective, capable individual who has self-confidence and self-respect and is proud and satisfied with the way they are (Marsh, Craven and Debus, 1998).

Self-concept develops in important ways whilst children are at school. Amongst very young children, self-concept is consistently high, but with increasing life experience children learn their relative strengths and weaknesses. In general, their level of self-concept declines, becomes more differentiated with age, and becomes more highly correlated with external indicators of competence, such as skills, accomplishments, and the opinions of significant others (Marsh, 1985 and 1990; Marsh *et al.*, 1984; Shavelson, Hubner and Stanton, 1976). Eccles *et al.* (1993) propose that the declines in mean levels of competence self-ratings reflect an optimistic bias for very young children and increased accuracy as they grow older.

School plays an important role in the development of self-concepts. School provides children with external feedback about their competencies in academic, psychological and social areas. The child develops perceptions of her/himself from her/his academic successes and failures, and also from her/his relationships with peers and teachers. These can be managed in ways that may be supportive or damaging to emotional health and well-being.

Self-concepts impact upon and are affected by each other and by the other factors discussed in this section: resilience and patience. If an individual has a high regard for her/himself generally and of her/his abilities in particular, she/he will be more likely to consider her/himself capable (self-efficacy) and be more inclined to persevere in the face of adversity (resilience). Through channels involving these psychosocial and intrapsychic factors, positive self-concepts promote positive health behaviours, protect mental health and help individuals to manage chronic health conditions (Schuller *et al.*, 2002; Hammond, 2004). Particularly important potential mediators of education effects on health are self-concepts of self-esteem and self-efficacy. Other aspects of self-concept such as body image may also be very important for some health and health behaviour outcomes but have less direct relationships to education and so are not the focus here.

Self-esteem

It has been suggested that people who have very low self-worth tend to treat themselves badly and may invite bad treatment from others, but do not treat others badly (Emler, 2001). The costs of low self-worth amongst young people include unhappiness, symptoms of depression, suicidal thoughts and suicidal attempts, eating disorders, victimisation, teenage pregnancy, and difficulties in forming and sustaining close relationships (Emler, 2001). To the extent that use or abuse of illegal drugs, drinking to excess and smoking are acts of defiance on the part of adolescents, low self-worth may afford protection from these behaviours (Emler, 2001). On the other hand, it is also plausible that teenagers who do not see drug taking as an act of defiance but are aware of the negative consequences will be less likely to use drugs to excess if they have high self-worth and believe that they are worth taking care of (Modrein-Talbott *et al.*, 1998).

Self-efficacy

Bandura (1997) describes self-efficacy as an individual's confidence in her/his ability to organise and execute a given course of action to solve a problem or accomplish a task. It may apply specifically to a particular competence or more generally.

Interest in the relationships between self-efficacy and health follows from a biopsychosocial model of health (Bandura, 1997). As developed by Engel (1977), this

model includes multiple determinants of health function such as lifestyle and environmental conditions, which go beyond the more traditional medical model. It also emphasises enhanced health and well-being as well as disease prevention.

Bandura (1997) discusses the effects of self-efficacy on health through biological mediators and health-promoting behaviours. He argues that the biological effects of self-efficacy beliefs largely arise while coping with acute or chronic stressors in everyday life. Stressors do not result in physiological damage if an individual feels that he or she has control over them. However, stressors over which an individual has no control are associated with various negative physiological impacts including impaired immunological function.

Self-efficacy also contributes to health behaviours. This is because it affects whether people even consider changing their health habits in the first place, whether they can enlist the motivation and perseverance to succeed, their responses to setbacks, and how well they maintain the changes they have achieved. Mirowsky and Ross (2005) also emphasise the importance of exposure to stressors, such as economic insecurity.

Bandura identifies four sources of self-efficacy, and education plays a role in each. The first is enactive mastery, by which he means not only success but also the perception that one has succeeded. Similarly, Eccles, Wigfield and Schiefele (1997) argue that it is the perception and interpretation of success or failure rather than whether one actually succeeds or fails that matters for beliefs about self-efficacy and self-worth. Perceptions of success depend on preconceptions of capabilities and pre-existing self-knowledge structures. Weiner *et al.* (1971) developed a theory of attribution whereby individuals attribute success or failure to ability, effort, task difficulty or luck. Individuals believe that they have more control over some attributes than others. If the individual attributes failure to fixed personal characteristics such as a genetic and pre-determined lack of ability, then the impact on self-efficacy will be much more devastating than if they attribute the same failure to lack of effort. Covington (1992) argues that children at school should be encouraged and helped to protect a sense of academic confidence as this is likely to be critical to their sense of self-worth.

The second source of self-efficacy is vicarious experience, which refers both to learning from the competence of others (*e.g.* teachers and peers) and social comparison (Bandura, 1997). Individuals' evaluations of their own capabilities are influenced not only by their own objective performance, but also by how this compares to the performances of those around them. Eccles, Wigfield and Schiefele (1997) suggest that school competition, evaluation and social comparison can make it difficult for some children to believe that they are competent academically. In addition, a narrow curriculum means that children who are not academically gifted do not get the opportunity to recognise their competence in other areas.

Thirdly, verbal persuasion also contributes to self-efficacy when significant others express faith in one's abilities rather than convey doubts (Bandura, 1997). Bandura suggests that verbal persuasion has more impact when it is within realistic bounds and on people who already believe that they can produce effects through their actions. In addition, people are more inclined to trust the evaluations of individuals who are themselves skilled in the activity and have some way of assessing success. Teachers, therefore, are in a good position to promote efficacy amongst students because they are skilled in the subjects they teach and also in assessing success.

Eccles, Wigfield and Schiefele (1997) review the ways in which teachers and parents contribute to motivation amongst children. Motivation is closely related to efficacy because belief that one can succeed is an important determinant of motivation. Parents' perceptions of their children's competencies and likely success influence children's efficacy beliefs. These perceptions are probably communicated through verbal persuasion and also in more subtle ways, which may not be verbal. In addition, Eccles and her colleagues stress that both at home and at school, what is important for positive self-efficacy is not only parents' or teachers' beliefs about the child's abilities, but a combination of other factors, such as an environment that provides good emotional and cognitive support (Eccles, Wigfield and Schiefele, 1997). Both home and school play important roles in the development of self-efficacy, and they should be understood as parts of an interacting and re-inforcing system of influences.

Bandura's final source of self-efficacy is physiological and affective states. Efficacy beliefs can be altered by reducing stress levels, enhancing physical health and functioning, and correcting misinterpretations of bodily states (Bandura, 1991; Cioffi, 1991). This is particularly relevant for efficacy relating to physical accomplishments, health functioning, and coping with stressors. Bandura (1997) argues that as with the other three sources of self-efficacy, knowledge of physiological states and reactions are not, by themselves, diagnostic of personal efficacy. Such information affects perceived self-efficacy through cognitive processing. Education may contribute to self-efficacy through the channel of this fourth source of self-efficacy. A whole school approach emphasises physical health and psychological resilience, and may therefore impact on self-efficacy through promoting healthy physiological and affective states. Furthermore, adults with higher qualifications tend to enjoy better physical health than their less highly qualified counterparts (*e.g.* Acheson, 1998).

Learned effectiveness is a concept developed by Mirowsky and Ross (2005), which encompasses not only self-perceptions of personal attributes, but also the objective resources to control and shape lives and protect health, which they argue are developed through education. Learned effectiveness emphasises the value of personal resources developed through education. The knowledge, skills, habits and orientations acquired through education constitute economic, social and psychological assets, which contribute to health and well-being through the life course through their impacts on personal efficacy (Mirowsky and Ross, 2005).

There is a good theoretical basis for the view that learned effectiveness is an important construct, related to empowerment and the source of potential, resilience, social inclusion and agency. Issues of structure and context are necessary supplements to the construct for it to be appropriately contextualised within the social processes that constrain or support the development and impacts of self-efficacy.

Beliefs about health and health care

Preceding any action are notions about the significance of that action. These notions or beliefs determine whether or in which form action is taken. In terms of health and health care, beliefs are important because they drive behaviours that have implications for health outcomes. This relationship is illustrated in the Health Belief Model (Rosenstock, 1974; Strecher and Rosenstock, 1997). This model suggests that individuals will take action to protect themselves from disease and injury if a particular set of beliefs is in place about their position with respect to a condition. Components of the model include

perceived personal susceptibility to an illness or ill-health condition, an understanding of the severity of a given illness, a position on the benefits of a course of action and a calculation of the barriers (or costs) versus advantages of any health-related behaviour.

Perceived susceptibility is the subjective measure of risk to contracting a health condition. It is an individual's understanding of a diagnosis or the probability of him/her becoming ill. For example, before attending a screening for breast cancer, a woman must believe that she is vulnerable to the disease. In addition to perception of vulnerability or risk, an individual's opinion of the consequences of becoming ill or leaving an illness untreated also partly determines his/her decision to take action. Using the example of breast cancer screening, a woman's perception of the extent to which developing breast cancer will be physically or socially debilitating will influence whether she will attend screening. Additionally a sense of the benefits of a suggested action is important for health behaviours. A woman's belief in the efficacy of breast cancer screening in reducing susceptibility and severity or perceived threat of breast cancer is implicated in her attendance. An understanding of the negative aspects of any potential action also weighs upon the likelihood of engaging in health behaviour. According to this approach, largely unconscious calculation of the relative cost in time, energy, money, or psychosocial costs, such as embarrassment or distress, precedes any action. A consideration of the benefits of learning about breast health may or may not be seen as advantageous depending upon the potential financial or social implications of attending screening.

It is additionally theorised that cues to action and self-efficacy impact upon decisions to engage in health behaviours. The Health Belief Model suggests that an instigator, such as awareness provoked by learning new information through, for example, a media campaign for breast cancer screening or a bodily event, such as the detection of a lump in the breast, serves as a cue to action. Self-efficacy is more important for a change in lifestyle or behavioural factors than for one-time actions, such as attending screenings, as adjustments in behaviour changes require further confidence in one's ability to change, for example in the cases of smoking behaviour and exercise (Strecher and Rosenstock, 1997).

The Health Belief Model is useful for identifying the beliefs or ideas that come before a change in health behaviours. However, an understanding of the source of beliefs is also necessary to determine locations for intervention. An individual's beliefs or perceptions are shaped and influenced by an assortment of demographic (age, ethnicity, gender), socio-psychological (cognitions, personality and norms), and structural (socioeconomic status, education) variables, some of which can be modified through intervention.

Evidence for the potential for prior beliefs about health to influence decisions about behaviour is found in a qualitative study using focus groups on parent's beliefs about child immunisations. Evans *et al.* (2001) found that parents' lack of confidence in health professionals is in some part due to their knowledge that health professionals have to reach targets for vaccination in order to be paid. Therefore, the advice of health professionals is not seen as beneficial for the child, but rather as self-interested. Further, lay beliefs about health often compete against attempts to educate populations about the benefits of particular health behaviours. Smith and colleagues (1999) found that, in Australia, despite health promotion activities about preventative health, there was still variable public awareness and confidence in ability to avoid a number of health outcomes, including cancer and heart disease. Beliefs around health and individual level

of control over their health were linked to socio-demographic factors, such as educational attainment, gender and ethnicity that were not sufficiently taken into account in the design and delivery of health promotion activities. Other research with vulnerable populations in the United States discovered an association between stereotypes about physicians and health care satisfaction and behaviour (Bogart *et al.*, 2004). Individuals with negative stereotypes about health care providers were less likely to seek care when sick, to be satisfied with the care received when they did attend and to adhere to doctor's recommendations for treatment. This research is limited by its ability to determine the direction of these relationships, but the association is important for the understanding of the link between beliefs and health behaviours.

Education can act as an initial source of information about health and health care, but is also important in triggering cues to action through the provision of new information in health promotion activities. Targeted and tailored health education that addresses both the beliefs that precede actions and the varied socio-demographic and cultural sources of beliefs can instigate actions around health.

Patience – valuation of the future

Frederick, Lowenstein and O'Donoghue (2002) describe inter-temporal choices as “decisions involving tradeoffs among costs and benefits occurring at different points in time”. This concept is also referred to as time preference, patience and future orientation. It has been developed primarily in the disciplines of psychology and economics.

Intertemporal choices are influenced by many factors. These influences include individual, family, social and cultural characteristics. Different individuals make different intertemporal choices but also the same individual may exhibit different intertemporal preferences in relation to different outcomes, *e.g.* someone may smoke but take great care with their retirement programme. They may also make different choices in different situations, and at different stages in their life (Frederick, Lowenstein and O'Donoghue, 2002; Bishai, 2004). Becker and Mulligan (1997) suggest that time preference changes as future prospects and mental capacities develop.

Some analysts have discerned a correlation between education (measured by years of schooling or levels of qualifications achieved) and time preference. Fuchs (1982) suggests that this correlation can be explained in two ways: first, individuals who are inclined to value future events highly are more likely to invest in school, and second, school may promote time preference. This is partly because schooling may increase awareness of the value of investing in the future and awareness of risk. In addition, school promotes thinking that is not simply about the here and now, and the education system values investment in the future. For instance, achievements at school, especially qualifications, are themselves investments for the future.

Intertemporal choices are central to models of health behaviours. For example, choice about whether to smoke, whether to quit, and when to quit are in part determined by an individual's levels of time preference.

We therefore hypothesise that one of the channels through which education affects health is likely to be intertemporal choice.

Resilience

Resilience is a construct describing positive adaptation in the face of adversity (Schoon and Bynner, 2003). It is not a personality attribute, but rather a process of positive adaptation in response to significant adversity or trauma (Luthar, Cicchetti and Becker, 2000).

A major source of adversity for children and throughout adulthood is socioeconomic disadvantage. This is associated with a number of co-factors, such as poor living conditions, overcrowding, and lack of material resources (Duncan and Brooks-Gunn, 1997). The experience of disadvantage early in life may, for less resilient individuals, weaken their ability to adapt to future challenges.

Protective factors fall into three broad categories: attributes of children; characteristics of their families; and aspects of the wider social context (Masten, Best and Garmezy, 1990; Garmezy, 1985; Rutter, 1987). Thus, resilience can be described as the phenomenon that some individuals show positive adjustment despite being exposed to adversity (Luthar, Cicchetti and Becker, 2000). It is associated with personality characteristics like self-worth and efficacy, but it is also influenced by factors external to the child, such as having a supportive family and other sources of external support. Resilience may be a feature of social groups as well as of individuals.

Howard, Dryden and Johnson (1999) reviewed theoretical and empirical literature relating to the development of resilience amongst children. The authors focused on personal attributes, concluding that the following “internal attributes” characterise the resilient child: autonomy, problem solving skills, a sense of purpose and future, and social competence. It is plausible that education – amongst adults as well as children – impacts on each of the “internal attributes”.

In addition, the school or other educational setting may be a source of support because it provides distraction, goals, and positive support and role modeling from friends and possibly teachers as well. Education promotes social integration, civic engagement, and widens social networks. Schlossberg, Waters and Goodman (1995) suggest that social networks and the ability to draw upon social resources contribute to resilience, leading to better psychological and physical health outcomes.

Numerous studies of students in community-based education who have a history of mental health difficulties report that participation has positive effects upon mental health (*e.g.* Wertheimer, 1997; McGivney, 1997). Indeed, some general practitioner (GP) practices now prescribe education as treatment for their patients (Wheeler, Smith and Trayhorn, 1999). Such schemes have been piloted and evaluated (James, 2001).

Dealing effectively with adversity and stressful conditions affects physical as well as mental health. Reliance upon nicotine, alcohol and other addictive substances as well as certain patterns of eating are common responses to adversity and stressful conditions (*e.g.*, Allison *et al.*, 1999). Individuals who are more resilient may be inclined to respond in other ways, which are less damaging to their physical health and possibly more effective in reducing levels of experienced stress in the longer term. This is a very plausible explanation for effects of education on health.

Individuals who are more resilient, almost by definition, experience lower levels of chronic stress in response to a given stressor or life event. This not only affects health behaviours. It also affects physical health because chronic stress exacts a cost that can both promote the onset of illness and its progression (see Ogden, 1997, and Wilkinson,

1996 for fuller discussions). Levels of experienced stress and self-efficacy may also affect the perception of certain symptoms such as pain (Turk, Meichenbaum and Genest, 1983).

Contexts

Public health works with a broad definition of health that includes not only the “absence of disease” but also “overall well-being”. Health is now considered an ecological characteristic of populations and not simply a personal and family level issue (Griffiths and Hunter, 1999; Katz, Peberdy and Douglas, 1997; Peterson and Lupton, 1996). McMichael and Beaglehole (2003) view contemporary public health as having three main components: the improvement of population health; the reduction of social and health inequalities; and the maintenance of health-sustaining environments.

This highlights the importance of broad-ranging contextual factors in the formation of health outcomes. These different contexts are all the domain of important social relations and interactions of the self and environment. Moreover, as we discuss below, these contexts exist at different levels of social aggregation, from the household to the international arena.

Here we consider the following contexts:

- Context 1: the family and household.
- Context 2: work and occupational health risk.
- Context 3: neighbourhoods and communities.
- Context 4: the macro-level context: inequality and social cohesion.

We make a distinction between the family and household contexts, in part to structure our presentation of evidence in relation to two separate themes. The focus in the section on the family context is the literature from development psychology on the family as the context of important influences of parents on children’s outcomes. The section on the household sets out the model from economics on the role of the household as the context for the important decision-making processes that are involved in the household production of health. Both models essentially focus on the same context although in importantly different ways.

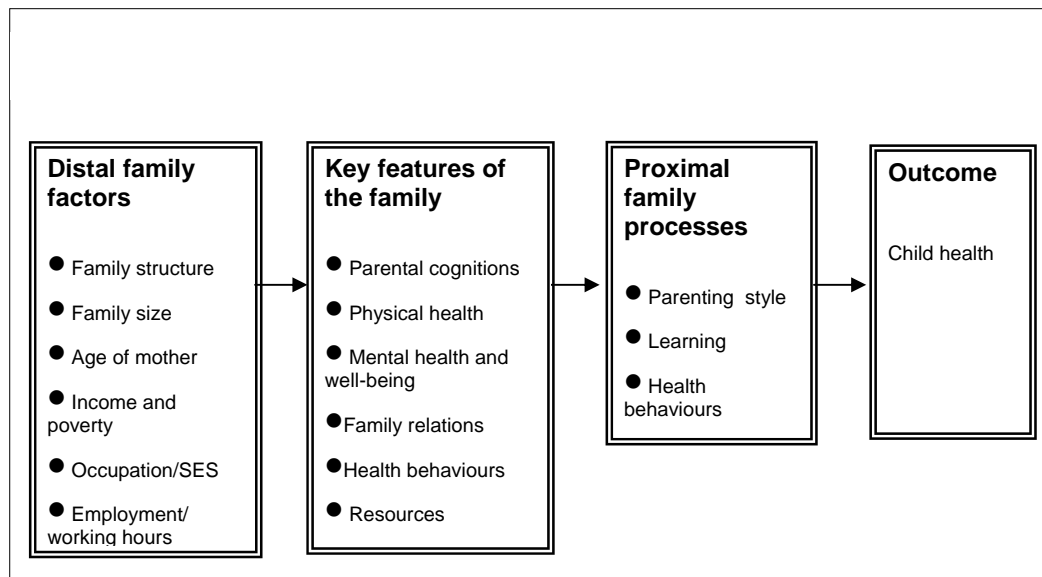
Context 1a: the family and inter-generational processes

Ecological models in the developmental psychology literature have focused on the interactions between parents and children that are important in the formation of health outcomes for children. In these models the family context impacts on the health of children not just because of direct impacts of family health behaviours and family resources on immediate physical health but also because the beliefs and values in the home (cognitions) impact on the child’s own developing agency and sense of self with important long-term implications for the child’s own future health behaviours and resilience. The education of parents and carers is an important influence on children’s health because it impacts on most of the features of this general model.

A useful form of these models distinguishes between three categories of the home context: distal factors, characteristics within the family, and proximal processes within the family. These are shown in Figure 4.2.5.

Distal factors refer to the more global or descriptive aspects that characterise the environment and provide an index of a family's demographic or socioeconomic situation. Examples of distal variables include income or parents' occupation. Characteristics within the family are more closely related to the contextual factors that impact on children. Here important factors include parental attitudes to health and diet, health behaviours in the home and the physical infrastructure of the home. The notion of characteristics of contexts differs from the notion of distal factors in providing a more substantive measure of the child's immediate context.

Figure 4.2.5. Conceptual model for the related family influences on child health



The final category is family process. By the term process we refer to the actual interactions experienced by the child. Process is the most proximal element in the model as it refers to the day-to-day life of the child. Examples of family process variables include the type of nutrition in the home, aspects of parent-child relationships such as warmth and affection – important in the formation of the child's self-concepts and resilience – and the use of discipline, control and punishment strategies.

The ecological model emphasises that the family context interacts with the other contexts in the general model suggested in Figure 4.2.1 and considered elsewhere in this review. Neighbourhoods and other features of the national context have important impacts on children's developing health as indicated throughout this section. The family is not independent of these other contexts. Yet, particularly in early life the family context provides a particularly important context for developmental health and is the context for strong mechanisms of inter-generational effects of education.

Mediation and moderation effects of education

The education of parents may be an important influence on the health of children because of potential direct effects of education on each feature of this model and also because of the protective or moderating capability of education in changing the nature of

the effects of each of these features. This can be described taking the example of income. Family income is influenced by the family's level of education so that to the extent that education influences income and income influences child health, income may be thought of as a mediator of inter-generational education effects. However, the education of parents may also be protective in that it reduces the level of risk to the child's health that results from poverty or low levels of income. In other words, families with low income but relatively higher levels of education may be better able to compensate for and be resilient against the effects of low income on child's health than parents with similarly low income but less education.

In this review we do not assess the evidence for all of the features of the model highlighted in Figure 4.2.5. We present the evidence in Sections 4.8 and 4.9 in relation to the magnitude and causal robustness of the direct effects of parents' education on children's health.

Context 1b: the household, economic structure and resources of time and income

Models of the household production of broad-ranging amenities such as children's academic attainment and family well-being have been a major innovation in economics since the 1960s. These models emphasise the trade-offs between use of resources of time and money in different activities in the production of different outputs for the household. Particularly relevant here is the emphasis on the role of human capital. The application of this general model to the question of health outcomes has been most strongly developed in the work of Grossman (2005).

In terms of the role of education, economists have theorised that education can have a productive efficiency effect and/or an allocative efficiency effect in the production of health outcomes. Broadly speaking, productive efficiency can be thought of as the technological efficiency of household production processes, the capacity to produce a given amount of health for a given amount of inputs of time and money. This is indicated in Figures 4.2.1 and 4.2.4 by the direct arrow from the self in context to health outcomes. The notion of allocative efficiency refers instead to the mix of inputs selected. This more complex decision-making process takes account more explicitly of lifestyle and health behaviour choices in simultaneous decision-making about all of the relationships modelled in Figures 4.2.1 and 4.2.4. Both mechanisms emphasise the importance of human capital in enhancing efficiency in the formation of health.

We describe these channels for effects of education in more detail below, highlighting the decision-making processes of individuals and emphasising the role of education in the production of health.

Productive efficiency

Becker (1965) suggests that education is likely to influence the marginal cost of producing health and so leads to greater levels of health for a given level of inputs. Grossman (1972, 2000) explores the productive efficiency role of education in a model where individuals produce health using health care and time as inputs in the production process. In his model, health is both a consumption and investment good. It is a consumption good since it is valued by consumers, *i.e.* it is a direct source of utility. It is also desired as investment since good health enhances individual's earning capacity.

In a simplified version of the Grossman model, in which health is only an investment good, the time that individuals can devote to the production of market and non-market outcomes is not fixed. It is a function of individuals' health since an increase in health lowers the time lost from production due to illnesses or injuries. Individuals do not purchase health from the market but instead produce it spending time on health improving activities as well as purchasing medical inputs. Medical care serves as an input to produce health. Therefore, health is produced in the household sector with a production function in which the individual's stock of human capital is an element that enhances the efficiency of production of health. In this approach, human capital is traditionally operationalised in terms of measures of years of schooling or educational qualifications.

In this model, the level of investment in health chosen by the individual is theorised to be that level at which the marginal revenue from the labour market (including time in the labour market due to good health) equals the marginal cost of health investments. Using this optimality condition and the health production function introduced earlier it is possible to derive mathematical statements of the expected relationship between education and health. An increase in education is theorised to increase the quantity of health demanded. Education is also theorised to decrease the quantity of medical care demanded. This is because schooling improves the marginal product of health production and health improvement reduces the time lost due to illness and injury. As a consequence, schooling reduces the need for medical care.

Therefore, in the productive efficiency approach, an increase in education can lead to better health through the enhancement of an individual's skill to produce health. For example, individuals with higher levels of education tend to have better understanding of their symptoms and have better communication skills to explain these to the health practitioner than individuals with lower levels of education. Thus, human capital in this literature is directly but implicitly linked to "soft skills" and/or psycho-social capabilities. Other writers (Côté and Levine, 2002) have suggested that these attributes are better conceptualised as identity capital.

Allocative efficiency

Deaton (2002) and Rosenzweig and Schultz (1982) argue that unless education affects the choice of inputs used in the production of commodities, *e.g.* health, it is not clear how education would reduce the marginal cost of producing these commodities. These theorists argue that there will be an education effect because individuals with higher levels of education will select a more efficient mix of inputs to produce a given output than individuals with lower levels of education. This is not a matter of the technology of production as in the notion of productive efficiency but of the mix of inputs selected, *i.e.* choices about how resources of time and money are used in the lives of individuals and families.

Whereas models following the productive efficiency approach utilise a generic input for the production of health, models of allocative efficiency recognise that multiple inputs affect the production of health and that these inputs may also have an impact on individual well-being (utility). For example, smoking can have damaging effects on health but also provides pleasure to individuals. Allocative efficiency models incorporate such issues of choice as joint production processes.

A further aspect of models of allocative efficiency is their use of initial health endowments. This has implications for the conceptualisation of the role of education and

the choice of inputs for the production of health. Healthier individuals are more likely to achieve higher levels of schooling. This reverse causality (see glossary in Appendix 4.1) is of particular relevance for this review in terms of the estimation of education effects on health.

Grossman (2005) points out that models of allocative efficiency typically assume that individuals with higher levels of education have more information about the true nature of the production of health. Education is theorised to raise awareness about the damaging effects of smoking, the importance of periodical health care tests, or the components of a balanced diet. Thus, education may improve health through the choice of individual health inputs. For example, individuals with higher levels of education may be less likely to smoke and binge drink and more likely to eat healthily and increase exercise.

The productive and allocative efficiency models of the effect of education in the production of health need not be viewed as competitors. Aspects of both may be relevant and both predict that an increase in schooling improves health outcomes if a reduced form equation is estimated.

One of the basic insights of the economic model is that health is a stock and that current inputs and chosen health behaviours are investments producing increments to that stock. Education affects current inputs to the stock of health through increases in the productive or allocative efficiency but education is not the only influential factor. The production of health is also influenced by income, prices, and initial health endowments, among other factors that enter into the budget constraint. An important consideration is that the level of resources available to the household in all of its activities is affected by the stock of health. Healthier people can work longer hours in a given week or more weeks in a year leading to higher earnings. Therefore, health enters into the model as an outcome with feedbacks to income.

These trade-offs between education, health and income are important when one comes to ask the key policy questions. There are important interactions between education and income as elements of socioeconomic status. Whereas much of the literature on health effects has conflated education and income into a single construct, we argue that as well as interacting with each other, education and income each have partially separate and distinct effects above and beyond any effect of the other. Although there are important interactions between these features, the policy mechanisms appropriate to each are different and so it is important to recognise the separate contribution of each as well as their interactive effect.

Context 2: work and occupational health risk

The evident link between education and occupation is the increased access to work that does not compromise physical and mental health. In general, higher levels of education lead to non-manual labour occupations where dangers to physical health through exposure to injury or dangerous chemicals are reduced. Additionally, as emerged from the Whitehall studies of British civil servants, the mental and physical health implications of occupations are related to the balance of demand and control. In particular, jobs characterised by low control were associated with increased levels of sickness. The Whitehall II study demonstrated that this relationship was independent of individual characteristics (Ferrie, 2004).

Hazards faced in the work environment have serious implications for health amounting to 1.5% of the global burden in DALYs. The variety of potential hazards is

broad, ranging from exposure to chemicals to adverse ergonomic conditions. These exposures increase the risk of a number of health outcomes, including injuries, cancer, hearing loss, respiratory, musculoskeletal, cardiovascular, reproductive and psychological disorders (WHO, 2002).

Work-related injuries are another important source of occupational hazard. The highest risk is found among industrial and agricultural workers, but office workers and other members of the labour forces are also at risk. Data have demonstrated that overall each year 310 000 employees die as a result of unintentional occupational injury. Examples include injuries among health care workers resulting in the contraction of infection, falls and poisonings. Occupational injuries are responsible for 0.9% or 13.1 million of global DALYs (WHO, 2002).

Nearly one and a half million (1.4) DALYs are attributable to exposure to carcinogens in the work place. Occupational exposure to chemicals such as, asbestos, arsenic, beryllium, cadmium, chromium, diesel exhaust, nickel and silica account for 1.3% of cancer of the lung, trachea and bronchus and 2.4% of leukaemia diagnosed, worldwide. The likelihood of developing a related illness depends upon the dose received, potency, interaction with other present carcinogens, and individual susceptibility. The attributable mortality to exposure to carcinogens amounts to 146 000 (0.3%) of deaths (WHO, 2002).

Stress is the number one cause of lost time at work. Stress experienced in the work place has been linked with coronary heart disease. Key elements of work environments that produce large amounts of stress are high psychological demand combined with low decision making power and control that has become typical of positions management and administration among other roles. A further stressor linked with disease is shift work. Employees working in shifts tend to be exposed to heavier workloads, higher demands, poor psychosocial work environments, reduced physical activity, limited control and are less educated. Also fatigue and disturbances in the circadian rhythm are associated with stress-related coronary heart disease (Ferrie, 2004; WHO, 2002).

Context 3: neighbourhoods and communities

Risks to health posed by the living environment place an additional burden on the morbidity and mortality of populations. The relationships between education and environmental health risks are largely linked to individuals' ability to make choices about where they live and how they deal with their resulting environment. Therefore, the impact of education is limited to effects on those risks that can be individually controlled. In most cases, the increased income afforded by high levels of education predicts increased access to healthier choices, though this is not always so. Other factors, such as social responsibility and resilience to stress, related to education, moderate exposure to environmental risk factors.

Key environmental circumstances at the community-level include pollution, road-traffic injuries and housing. Pollution, particularly through the air, is a macro-level phenomenon. However, there are also important differences between local areas in the degrees of air pollution experienced by their inhabitants. Therefore, there may be effects of education on exposure to pollution. There is also an interesting potential macro-level effect in that to the extent that education may foster a connection between an individual and their surroundings, education has the capacity to impact upon perceptions of

responsibility for the welfare of the environment and consequently behaviours that promote it.

Pollution

A major source of risk from the environment comes from urban air pollution produced as a result of the burning of fossil fuels mainly for the use of transport. Air pollution causes a number of adverse health outcomes. The particles that are released into the air as a result of combustion, when inhaled, lead to serious health consequences, such as lung cancer and other cardiopulmonary diseases. Other elements, including lead and ozone also contribute to the burden of disease related to air pollution. WHO analysis estimates that ambient air pollution accounts for 5% of trachea, bronchus and lung cancer, 2% of cardiorespiratory infections and 1% of respiratory infections, worldwide. This amounts to 0.8 million (1.4%) deaths and 7.9 million (0.8%) DALYs. Policies responding to ambient air pollution have emerged in recent years; however, there remain serious risk to health in the urban areas of North America, Europe and many developing nations (WHO, 2002).

Road traffic injuries

Over 1.2 million deaths worldwide are due to road traffic injuries, accounting for 2.3% of all deaths. Some predictions suggest that by 2020 road traffic injuries will be the third greatest cause of death and disability (McCarthy, 1999). In high-income countries, about 50-60% of road traffic injuries result in driver or occupant deaths. Fatalities involving pedestrians are more common in urban areas with increased risk for children and adults over 60 (WHO, 2002). The risk of death from road traffic injuries is related to social class. For example, in the United Kingdom, children in the poorest families are four times more likely to be involved in traffic accidents than children from the wealthiest families. In the United States, drivers from low-income areas have higher rates of accidents than those from rich areas (McCarthy, 1999).

Education can provide protection against this risk factor through income effects on the the choice of living circumstances. For example, more desirable areas tend to be more expensive such as those where traffic is highly regulated and there is lower traffic density; they are more desirable because children and the elderly feel safer (McCarthy, 1999).

Modes of transport and patterns of travel also have implications for health. Individuals with lower incomes are more likely to use public transportation while people with higher incomes more frequently travel by car. These differences also have implications for the environment via pollution, but also for individual health. Equally, there are benefits of transport to health through exercise. Commuting by walking or cycling for transportation in combination with a balanced diet and not smoking are important for cardiac health (McCarthy, 1999). As demonstrated elsewhere in this text, education is related to the propensity to exercise.

Housing

Housing circumstances impact upon health directly, through the physical and social issues of the home and area, and via the health-damaging effects of social exclusion.

Some research suggests that differences in self-reported health can be explained by experience of housing stressors and perceptions of the local environment. Factors such as overcrowding, dampness, area reputation, neighbourliness, fear of crime, and areas satisfaction are important predictors of self-reported health (Macintyre *et al.*, 2003).

Again, in the case of housing and neighbourhood options, income is a major factor in determining access to environments that promote health. For example, research suggests that home-owners are less likely to dwell in housing or in areas with health-damaging physical and social features.

Social capital effects of learning

Putnam (1993) suggests that education and learning can be a valuable source of social capital formation. At the level of primary education, learning can promote societal cohesion and strengthen citizenship when individuals of all socioeconomic backgrounds are enrolled in the public education system. Learning experiences through the lifecourse can:

- provide opportunities to gain and practice social capital skills, such as participation and reciprocity;
- provide a forum for community activity;
- provide a forum in which students can learn about responsibility and civic participation;
- extend and deepen social networks;
- support the development of shared norms and the values of tolerance, understanding, and respect; and
- affect individual behaviours and attitudes that influence community (Heyneman, 2001; Schuller *et al.*, 2002).

These influences of education might be experienced at community and or national levels. We place them here to emphasise the important potential of education to enhance civic life and community empowerment and participation.

Context 4: macro-level inequality and social cohesion

In this section we consider approaches that emphasise macro-level issues, analysing the effects of education systems or macro-level distributions of resources. The central argument is that it is important to focus on relative rather than absolute levels of education and income within countries. At the individual level, Marmot *et al.* (1978) were among the first to demonstrate the existence of a socioeconomic gradient, which shows that health outcomes are not confined to extremes of rich and poor, but are observed at all levels of SES. Decreasing returns to income suggest that the finding may result from relativities in SES rather than absolute gains. At the societal level, recent studies have shown that the degree of relative deprivation within a society is strongly associated with overall mortality and life-expectancy (Daniels, Kennedy and Kawachi, 2000). Middle-income groups in relatively unequal societies have worse health than comparable or even poorer groups in more equal societies. This result holds even in countries that have universal health care systems.

The exact nature of the processes linking social inequality with health inequality is not always clearly specified, in part due to the methodological challenges in estimating the direct effects of education on health at the societal level. Macro-level exploration of this relationship is stymied by poor data with imprecise measures or proxies for the variables of interest, and by necessary limitations in the sample size for national-level analyses. However, much of the theory implicates social capital and identity capital as key pathways.

Using a psychosocial approach, Wilkinson (1996) argues that the income distribution in a country may directly affect individuals' perception of their social environment, which in turn affects their health. Thus, macro-level issues impact on individual level outcomes, in part through interactions of social and identity capital as elements of social structure. In other words, an individual's sense of his/her status within social hierarchies has a direct impact on health.

Based on qualitative evidence, Wilkinson finds that more egalitarian societies have better health outcomes. Egalitarian societies are characterised by high levels of social cohesion, he argues, because market orientation and individualism are restrained by a social morality, thereby allowing the public arena to become a source of supportive social networks rather than of stress and potential conflict (Wilkinson, 1996, p. 4). Hence, the structural impact of hierarchical status relations is softened and reduced, with benefits for health.

In an alternative formulation of this mediation model, inequality undermines civil society and political participation. This assertion is supported by evidence from the United States showing that states with the highest income inequality are least likely to invest in human capital and to provide generous social safety nets (Kawachi *et al.*, 1997). In another study, Kaplan *et al.* (1996) find a correlation for states of the United States between inequality of the distribution of income and a large number of health outcomes and social indicators, and with mortality trends. They also find evidence that these differences parallel relative investments in human and social capital, in that states with greater income inequalities tend to invest less in education. Under these conditions, income inequality may drive educational inequality which is in turn associated with poor health outcomes.

Using crime and social dislocation as proxies for social cohesion, Preston and Green (2003) also find a strong statistically negative relationship between educational inequality and social cohesion through income inequality. That is, educational inequality leads to income inequality which in turn results in lower levels of social cohesion. They also find that educational inequality has a direct impact on social cohesion, in other words that educational inequality, in and of itself, leads to lower levels of social cohesion with detrimental effects on health and well-being.

Identity capital: the link back to the self

These approaches highlight the important link between social and identity capital in that even though social capital can moderate or mediate the relationship between inequality and health, inequality matters in and of itself because of the direct impact it has on individuals' perceptions of their self-worth and other aspects of psycho-social well-being, as discussed in relation to Figure 4.2.2. In this sense then, we cannot understand the role income inequality plays in affecting health without looking at the ways in which

social capital interacts with identity capital – that is, psychosocial capabilities – to moderate the relationship between inequality and health.

Using a socio-anthropological approach to investigate the relationship between social inequalities and health, Dressler (1999) links income inequality with individuals' perceived abilities to attain the culturally normative standard of living (cultural consonance), which is in turn linked to health outcomes. Cultural consonance has two dimensions – lifestyle and social support. Cultural consonance in lifestyle – the accumulation of consumer goods and the adoption of behaviours that signify being a success in life – is negatively associated with diastolic blood pressure (Dressler, 2005). Cultural consonance in social support – the perception that help and assistance in times of need will be forthcoming within one's social network – is also negatively associated with diastolic blood pressure (Dressler and Dos Santos, 2000; Dressler *et al.*, 2002; Dressler, 2005). In other words, having high cultural consonance in lifestyle and social support is associated with lower blood pressure and fewer symptoms of depression. Hence, the relationship between income inequality and health is mediated by the degree of cultural consonance in lifestyle or status incongruity on the one hand, and on the other by the depth and breadth of social networks.

As well as mediating the effect of inequality, social capital can also moderate the effect. That is, it can provide protection against the negative consequences of inequality. For example, evidence from ethnographic work in the United States and Brazil suggests that high levels of social capital can be a protective factor against the deleterious effects of income inequality on status incongruity and health. In this formulation, the positive protective features of social networks and relationships can offset the health risks associated with social structure.

4.3. Methodological issues for the review of the evidence

It must be emphasised that we have not conducted a systematic review as the basis for the presentation on the evidence in the next two sections. Given the range of outcomes and methods considered here that would have been neither feasible nor appropriate. Rather, we have conducted a conceptual review that has sought to identify the most robust evidence in relation to each of the many channels for effects of education hypothesised in the conceptual model. These search criteria are set out in more detail in Section 4.7.

The complex and dynamic way that learning is associated with the health of individuals, families and at the level of society creates a challenge for the estimation of consistent and robust empirical evidence. This review is primarily concerned with two questions:

- What is the magnitude of the causal effect of education?
- What are the mechanisms for this effect?

A definition of causality

The finding that the education and health of individuals are positively correlated is an almost universal observation across countries. This observed association is informative as it tells us about the current disparity in relation to health of those with different levels of education. This provides an indicator of educational inequality and comparisons in this across nations are also informative in terms of the national differences in educational inequality.

Yet in order to move from this important feature of health inequality to the view that this results from effects of education, it is necessary to make an assessment of the one-way causal impact of education on health. This can be difficult for a great many reasons, not least the fact of important reverse effects of health on education, difficulties of measurement, the non-random sorting of individuals into education and the firm likelihood that those with more education will tend also to have many other advantages and capabilities that may also independently lead to better health.

The definition of causality used in this report is in terms of the attempt to estimate a generalisable impact that can provide policy makers and others with a reasonable guide to the likely impact of a policy change. Much might be said about this definition. *The intention is to focus on studies that have attempted to determine the likely magnitude of change in health outcomes that would follow if a random sample of the population were to receive an additional increment of education, in the terms in which education is commonly defined in quantitative analysis.*

This definition focuses attention on attempts to reproduce quasi-experimental evaluation of one-way impacts in which differences between those in study samples who

receive the “treatment” of an increment of education and those who do not receive the increment are unrelated to the differences in outcomes. There are a number of problems with such attempts. Firstly, as discussed elsewhere in this review, there is the difficulty of measuring or even fully conceptualising what is meant here by treatment. As we have emphasised, the health effects of education may be a matter of the quality of education as much or more than of the quantity of education. This “treatment,” therefore, may be hard to observe, making issues of causal estimation secondary to the often overwhelming problem of measurement.

Secondly, this definition of causality focuses on the evaluation of the scale of effects, not on the contexts within which such effects can be judged to be valid. An evaluation of the causal effect of education in one national or local context, for one group or sub-group of the population, in one educational context may not necessarily be a good guide to the effect in other contexts. This question of external validity must be borne in mind. Issues of heterogeneity are also important. If there are important differences in the effect of education between sub-groups such that there are important gains for some and losses for others then consideration of the average effect will provide a very false (null effect) picture of the true significance of education.

Thirdly, the focus on average effect size commonly neglects consideration and genuine assessment of the mechanism for effects. This is a crucial gap in that without firm knowledge of the pathways through which education brings about benefit, one cannot be sure that the apparently causal estimate will follow in different circumstances of time or place. That is why the distinction between absolute and positional mechanisms for the effect of education on health is so important. Without knowing the extent to which each type of mechanism is responsible for effects of education, one cannot predict with great confidence what the impact would be of policy changes that brought about substantial adjustments to the current distribution of education.

However, all of these considerations are also true of measures of the raw, unadjusted correlations between education and health, as they are of attempts to assess the likely one-way causal impact of education on health. Moreover, the raw association of education levels and health is a worse guide to this likely impact as education and health are likely to be associated for a number of reasons, primarily selection bias (see glossary in Appendix 4.1) and reverse causality. The former term is a general one referring to the likelihood that those who achieve higher levels of education may also achieve better health not because education results in processes that improve or protect health, but because they have other unobserved or excluded factors that lead both to higher levels of education and to better health. Reverse causality refers to the likelihood that there is also an effect of health on education. Either of these sources of estimation bias would erode confidence that the observed association of education and health is a good guide to the likely effect of a change in the provision of education.

Identifying causal effects

There are a number of statistical techniques that can be used to attempt to rectify these estimation problems. The most robust in most settings is the medical model ideal of a social experiment. However, for most situations in the social sciences this is not a viable possibility. More feasible is a natural experiment (see glossary in Appendix 4.1) in which some key feature of the education system, for example, undergoes a change that is not due to the actions of the individuals whose education and health is to be studied. A good

example of this is a change in the minimum school leaving age which is an exogenous shift in the sense that it is determined from outside the agency of the individuals studied. If this change causes random impacts on the education received by individuals then under certain assumptions discussed further below the impact of these changes in education cannot be the result of selection bias or reverse causality. The methods of natural experiments and instrumental variables IV (see glossary in Appendix 4.1) are strongly linked and both have been applied by economists in particular, attempting to use these shifts to identify genuine causal impacts, in the sense of causality defined above.

Estimation by instrumental variables requires the identification of a quasi-experimental change that causes variation in education but not in health other than through education. The change is quasi-experimental in the sense that it is also unrelated to any underlying factors that may explain both education and health. Under such circumstances, the changes in health brought about by the quasi-experimental change provide a guide as to the impact of education on health.

There are a number of problems with the use of such estimation. Firstly, tests of the validity of the assumptions are often inconclusive such that there is often disagreement about the validity of the resulting estimates. Secondly, the estimation results will be biased toward the scale of effects for those in the study who were most effected by the quasi-experimental change. For example, consider the use of changes in the school leaving age as a quasi-experimental condition. This policy shift will cause random variation in education that may result in health benefits. If two areas that are otherwise alike introduce such changes at different times then the differences between the changes in the education-health relationships in the two areas can provide a good guide as to the impact of the extra education for those who experienced most strongly the impact of the change in the school-leaving age. Since the extra education will mainly be brought about for those who would choose to leave at the minimum school leaving age, the resulting estimate will be biased toward the effect size for that group, not an unbiased estimate of the average, generalisable effect.

Thirdly, the estimate of the marginal effect of education in a given study provides an indication of the likely impact of education under the assumption that the change in education for the marginal person does not change the impact for other current participants in education. In economic terms, this is the partial equilibrium assumption, discussed elsewhere in this review. It is important because if changes to the allocation and distribution of education cause changes to the marginal benefit of education then estimates evaluated when there is one particular level of participation in education will not be a good guide to the impact of education in the circumstances of widened participation.

Despite these caveats, we focus in this study on estimates resulting from such methods because they go one step further than other studies in their attempt to identify the one-way causal impact of education. Any assessment of the costed benefit of education must be based on a causal effect in this sense, unless statistical association is to be taken for causation. Despite their difficulties and omissions, and subject to the validity of their assumptions, estimates from quasi-experimental or IV estimation are the most rigorous available in terms of the guidance they provide as to the likely impact of changes in the quantity and distribution of education. In this sense, they are very informative so long as their assumptions and omissions are remembered.

Slightly less rigorous than such methods but still useful are methods that rely on the changes observed over time in longitudinal data. These methods attempt to recreate a

before-after dichotomy in which a like-with-like comparison can be drawn under the following assumption: for two individuals with similar outcomes on observed measures at time A who then experience differences in education and have differences in outcomes at time B, the differences can be explained as the effect of the education. The difficulty with this assumption is that it is unlikely that available measures can fully recreate the level playing field at time A and that changes in education between times A and B may be explained by time-varying selection bias not picked up by the prior measures. Nonetheless such methods can substantially remove estimation bias and add considerably to the evidence base, particularly when taken together with other studies using more or fewer controls and using different methods.

While this dynamic nature is acknowledged within the literature, typically attempts to model the effects of years of schooling on health outcomes are based on cross-sectional single equation models, mainly due to the lack of multi-period data. The lack of information in cross-sectional data (see glossary in Appendix 4.1) regarding individuals' situations before education took place, makes it impossible to tell whether associations are due to reverse causality, selection bias or educational causation.

In this review we highlight in particular the evidence from IV studies that offer the most reliable estimates of precise effect sizes. In the detailed presentation of the evidence below, these studies are included under the heading of "Studies estimating causal effects." Studies using longitudinal data with rich control sets are included under the heading of "Associational evidence", although we emphasise that this evidence is still informative. However, we bring out the results from the IV studies in order to best summarise and present the likely effects of education on health in quantitative terms. Of course, the best basis for policy decisions is replication. The results of any single study may be strongly influenced by the context and time of that study and by the quality of measures and methods used.

Mediation and moderation

Some have attempted to assess the extent to which features of our general conceptual model explain or channel effects of SES on health. Other studies have attempted to explore the process by which key influences on health actually work. These studies may be quantitative using structural equation modelling (see glossary in Appendix 4.1) or qualitative. Both are particularly useful for the aim of assessing the mechanism or process by which education impacts on health.

It may be useful to briefly define these terms. If the reason or channel for the effect of education on health is that education leads to increased income which buys resources which are productive for health, then we can say that income mediates the effect of education. The mediator is the channel or mechanism for the effect. There may be other important mediators and studies may be interested to compare the relative strength of the different mechanisms, although it is unusual for it to be feasible to do this while still maintaining a rigorous focus on addressing selection bias and reverse causality.

If we hypothesise that education changes the nature of the effect of income in that those with more education might spend more of their income on health enhancing resources (allocative efficiency) then we say that education moderates the effect of income.

Within and between country evidence

Most of the evidence reviewed in this study is from data for single countries in which samples of individuals are followed over time. Subject to estimation limitations, this enables assessment of the effects of education on health in the context of national systems of health care, education provision, social and economic inequality and wider features of national culture, environment and demography. To the extent that these national factors impact on health, moderating the nature of the education effect, individual level within-country estimation can only provide a partial picture of the full effects of education on health.

Evidence from national level, between-country studies can, subject to estimation issues, assess the impact of national level differences on national level features of health. However, these studies are limited by small sample sizes (there are only so many countries) and data comparability. A particularly important limitation of cross-country studies drawing is in their capability to assess causality as the small sample sizes make it difficult to adequately address issues of confounding bias (see glossary in Appendix 4.1). Thus, for example, it can be hard to tell whether an association of educational inequality and population health is an effect of education inequality or the result of third factors such as national wealth, low social cohesion or of the poverty of particular social or regional groups. Sample size constraints make it difficult to adequately control for these other factors. Moreover, because cross-national data tend also to be cross-sectional it can be hard to tease out the effects of factors such as education which exert their impact over long periods of time. Finally, cross-national studies conflate national level between-country differences and individual level within-country differences.

The implication of this discussion is that the most useful new evidence would come from data that were based on longitudinal sampling of individuals in different countries, thus providing variation at the individual and national levels, across time.

The measurement of education

Education is commonly defined in terms of the number of years in which an individual has participated in schooling, or sometimes in terms of the level of qualifications attained. Both of these measures are important and relevant to the study of education effects. However, the conceptual framework highlights that some of the mechanisms for effects of education are to do with the nature and quality of the education or learning experienced. It is regrettable that so few studies have attempted to include these features of this general set of mechanisms within their data collection or modelling framework.

4.4. Overall summary of findings from the evidence

Direct effects

The main findings of the review of the direct evidence of educational effects are:

- Those with more years of schooling tend to have better health, well-being and health behaviours and that this effect is causal to a substantive extent. Substantive causal findings are expressed in quantitative terms in Table 4.4.1 below.
- Table 4.4.1 also describes the level of statistical robustness of causal estimation in relation to each of the outcomes of health, well-being and health behaviours reviewed. The effects are particularly robust and substantive for the outcomes of adult depression, adult mortality, child mortality, child anthropometric measures at birth, self-assessed health, physical health, smoking (prevalence and cessation), hospitalisations and use of social health care.
- A number of studies have expressed causal effects in costed terms or in terms of quantifiable indicators such as life expectancy or Quality of Life Years (QALYs). The findings from these studies are summarised below in the section “Costing the benefits.”
- In general, IV results indicate that the effect of education is larger than the estimated effect by OLS. This may be explained by the fact that the instruments utilised are based on policy interventions, such as school reforms to increase participation or changes in compulsory school leaving age laws, that affect the educational choices of individuals at the margin, generally those with lower levels of education (Card, 1999; Angrist, Imbens and Rubin, 1996). It may also be that education is commonly measured with error (Card, 1999).
- Evidence on the different stages of schooling and learning is sparse, most studies focusing on the number of years of schooling as an indicator of education.
- Few studies have examined non-linearities in the impact of education on health outcomes. However, there is evidence for the following non-linearities:
 - In the United Kingdom, effects of education on a reduction in the risk of depression are highest at the level of secondary education.
 - In the Netherlands, educational effects on life satisfaction and on self-rated health seem to be non-linear, reaching a maximum at intermediate levels of education.
 - In the Netherlands, individuals with primary schooling and intermediate secondary education are 2.6 and 2.8 time more likely to initiate excessive alcohol consumption compared to individuals with higher education. There is

- no difference between individuals with higher secondary education and higher education in terms of their likelihood to initiate excessive alcohol.
- In the United States, evidence shows an inverse, non-linear relationship between education and obesity, with greater impacts at higher education.
 - In Sweden, the relationship between education and self-rated health is positive with decreasing returns.
 - In the United Kingdom, effects of education on uptake of cervical screening are at the level of secondary education.
- We have not ascertained a clear picture as to whether there are differential effects of different types of schooling at similar levels of attainment (Fuchs, 2004). For instance, is it the case that university graduates in arts and humanities have lower health benefits than graduates from science and engineering? Are graduates who majored in biology healthier than French literature majors?
 - Moreover, the evidence on the impact of different types of schooling or learning or of different curricula or pedagogies is sparse, most studies focus on the number of years as the indicator of education. This raises the question: to what extent does the content of schooling matter for health outcomes? If so, what are the different pedagogies or curricula that have the most important effect on health?
 - Most of the evidence is from within-country analysis in which aspects of national level policy, culture and society are held constant. This enables assessment of the impact of an extra year of schooling within these aspects of context but not of the impact of these features of context on the education-health relationship. As the evidence is context specific, policy decisions should be based on empirical research that covers the relevant contexts.

Table 4.4.1. Assessment of the evidence-base for education effects on health and well-being outcomes and behaviours

Outcome	Strength of effects	Evidence
Mortality	Substantial	<i>Reasonably strong evidence of large effects of years of schooling.</i> For the case of the United States, for individuals born between 1914 and 1939, an additional year of schooling is estimated to reduce the probability of dying in the next 10 years by 3.6 percentage points (Lleras-Muney, 2005).
Physical health conditions	Substantial	<i>Overall, robust effects of years of schooling on different domains of physical health.</i> For white American males aged 47 to 56 in 1991, an additional year of schooling reduces the probability of having a work-limiting condition by 2.6 percentage points, from a mean value of 12.5% (Arkes, 2004). For the cohort of Swedish men born between 1945 and 1955, an additional year of schooling reduces a standardised index of bad health by 18.5% (Spasojevic, 2003). For US born individuals between the ages of 51 and 61 in 1992, an additional year of schooling: (i) increases the probability of finding it easy to climb stairs by 4 percentage points for both males and females from a mean value of 79% for men and 68% for women; (ii) increases the probability of being able to walk a block without difficulties by 1.7 percentage points and 2.3 percentage points for men and women, from mean values of 95% and 93%, respectively; (iii) increases the ability to independently take a bath or shower by 0.8 percentage points for both males and females (from a mean value of 98% for both men and women); (iv) increases the ability to pick up a dime by 0.8 and 0.6 percentage points respectively for males and females, from a mean value of 97%; and (v) improves the ability to stoop, kneel or crouch by 2.6% for men only from a mean value of 83% (Adams, 2002).

Outcome	Strength of effects	Evidence
Functional ability during adulthood	Contradictory	<i>Robust evidence but mixed results.</i> Results from Arkes (2004) and Adams (2002) on schooling effects on having a mobility limitation for men are mixed. Arkes does not find evidence of a causal effect, whereas Adams finds evidence of a causal effect on different measurements of functional ability.
Adult depression	Substantial	<i>Reasonably good evidence of the effects of achieving Level 2 or equivalent qualifications.</i> Results for the United Kingdom show that attainment of at least O-levels reduces the risk of adult depression by 6 percentage points. In other words, taking women without qualifications to Level 2 would lead to a reduction in their risk of adult depression at age 42 from 26% to 22% (Chevalier and Feinstein, 2006). *Note that UK National Vocational Qualification at Level 2 is roughly equivalent to secondary education.
Life satisfaction and happiness	Small	<i>There is no robust evidence on the causal effect of education.</i> Correlational evidence suggests that education may affect life satisfaction through both psycho-social and economic mechanisms as the observed association between education and well-being is significantly reduced when variables are introduced to account for confounding bias (Ross and van Willigen, 1997; Hartog and Oosterbeek, 1998; Helliwell, 2002).
Self-rated health	Substantial	<i>Robust evidence on the causal effect of years of schooling.</i> In Denmark, the gradient between education and self-reported health appears more than four times greater when estimated by IV methods. The odds ratio for men and women of excellent health can be up to 8 times higher for those with 18 years of schooling compared to those with only 7 years (Arendt, 2005). In the United States, for individuals born between 1931 and 1941, an additional year of schooling improves good rating of health for men from 81% to 84.4%. It also improves the probability of reporting excellent health from 24% to 27.2%. For women, the effect of an additional year of education on good health is 4.8 percentage points, from 79.5% to 84.3%, on very good health 6.3 percentage points, from 54% to 60.3%, and on excellent health 4.2 percentage points, from 23% to 27.2% (Adams, 2002).
Child health		
Child mortality	Substantial	<i>Robust evidence of effects of parental years of schooling.</i> Breierova and Dufo (2004) use the Indonesian government's implementation of a primary school construction project in the years 1973-79 in their instrumental variables estimation. Their results show that an increase in the average number of years of education in the household reduces child mortality by approximately 10 percentage points from a mean level of 22.5%.
Child anthropometric measures at birth	Substantial	<i>Robust evidence of effects of parental years of schooling.</i> IV estimates from Taiwan suggest that an additional year of mother's schooling lowers the probabilities of very low birthweight and prematurity by 0.7 percentage points and 1.3 percentage points, respectively (Chou <i>et al.</i> , 2003). For the United States, Currie and Moretti (2002) estimate that 12% of the decrease in the probability of low birthweight and 20% of the decrease in the probability of pre-term birth between the 1940-50s and the 1980s can be attributed to increased maternal education.
Health behaviours		
Smoking	Substantial	<i>Good evidence for effects of education at the level of university or college.</i> In the United States, for individuals born between 1937 and 1956, one year of college education decreases smoking prevalence by 3.8 percentage points, from a mean value of 52%, and increases smoking cessation by 5 percentage points, from a mean value of 46% (de Walque, 2004). For women at the margin of college enrolment, being able to enrol in college and stay for a minimum of two years decreases the probability of smoking during pregnancy by 5.8 percentage points. This is a large effect given that on average only 7.8% of the women in the sample smoked during pregnancy (Currie and Moretti, 2002).
Alcohol consumption	Uncertain	<i>The causality of this relationship has yet to be robustly tested.</i> Evidence suggests a strong association between low levels of education and binge drinking. Results from the Netherlands indicate that individuals with lower levels of qualifications were almost three times more likely to start excessive alcohol consumption than individuals with a university degree (Droomers, Schrijvers, Mackenbach, 2004). However, other studies have found very different effects.
Obesity	Substantial	<i>Robust evidence of causal effects of years of education.</i> In Sweden, for the cohort of men born between 1945 and 1955, an additional year of schooling improves the likelihood of having BMI in the healthy range, (<i>i.e.</i> , BMI greater than or equal to 18.5 and lower than 25) by 12 percentage points, from 60% to nearly 72% (Spasojevic, 2003). In Denmark, education has a significant, causal, protective impact on BMI for males (Arendt, 2005).
Fruit and vegetable intake	Uncertain	<i>Positive education gradient, but lack of data availability constrains the estimation of causality.</i> Educational effects have been found to be gender-specific and depend on the measurement of nutrient intake. A study in the United States looking at the distribution of micronutrient intake finds that education has an effect on reducing saturated fat intake for men only, whereas for fibre intake educational effects were more uniform between men and women (Variyam, Blaylock and Smallwood, 2002). Results from a Finish longitudinal study show that levels of education are not significantly associated with changes in the quality of the diet from childhood into adulthood (Mikkilä <i>et al.</i> , 2004).

Outcome	Strength of effects	Evidence
Physical activity	Substantial	<i>Clear associational evidence, but causality not confirmed.</i> In the United States, an additional year of schooling increases the amount of exercise per 2 weeks by 34 minutes, weekly strenuous exercise from 2.9 to 3.0 days per week, and walking from 3.2 to 3.4 days per week (Ross, 2000). In the United Kingdom, participation in adult learning increases the chances of taking more exercise by a factor of almost a fifth (Feinstein <i>et al.</i> , 2003).
Use of illicit drugs	Uncertain	<i>Strength and nature of educational effects on illegal drug use remain uncertain.</i> There is a stronger negative association between education and heroine use in adulthood than between education and marijuana use in adulthood. However, it is difficult to establish the protective role of learning against future drug dependence because of the reverse impact of drug use on school drop out.
Teenage parenthood	Contradictory	<i>It remains a challenge to identify causality.</i> Associational evidence from the United Kingdom shows that for both males and females, the odds of becoming a young parent are more than three times higher for children attaining the lowest reading and maths test scores at age 7, 11 and 16 than children with the highest test scores (Hobcraft, 1998).
Service use		
Use or primary health care	Contradictory	<i>Associational evidence is contradictory and there is a shortage of studies investigating causality.</i> In Canada, men and women with higher levels of educational attainments were more likely to take advantage of access to GP services (Dunlop, Coyte and McIsaac, 2000). In the United Kingdom, individuals with higher vocational degrees and teaching and nursing degrees, given the level of health and ill-health, are less likely to visit the GP than individuals with qualifications below O-Levels (Windmeijer and Santos Silva, 1997). In the United States, Deb and Trivedi (2002) find that years of schooling is positively associated with the number of contacts with a physician.
Use of specialist care	Substantial	<i>Clear associational evidence of higher service use by those with more education.</i> Associational evidence for Switzerland, Denmark and Canada shows an increase in specialist use with education. In Switzerland, for example, higher education leads to a sharp increase in specialist utilisation, by 45% (Schellhorn <i>et al.</i> , 2000).
Hospitalisations	Substantial	<i>Robust evidence suggests that years of schooling reduce hospitalisations.</i> In Denmark, results show that educational attainment beyond primary schooling significantly reduces hospitalisation by 1.9 percentage points for women and by 1.5 percentage points for men (which correspond to relative effects of 39.7% and 32.2%, respectively) (Arendt, 2004). However, once hospitalised, educated women have more hospitalisations in a given year than women with no education, which Arendt interprets as the result of effects on social inclusion.
Use of preventative health care	Substantial	<i>The use of instrumental variables and longitudinal data may help to estimate the causal effect of education on the demand for preventative health care.</i> Associational evidence from the United States, the United Kingdom, Canada and Australia suggests that more education is associated with greater utilisation of preventative health care (Katz and Hofer, 1994; Taylor <i>et al.</i> , 2001; Selvin and Brett, 2003; Sabates and Feinstein, 2006).
Use of emergency services	Small	<i>Poor evidence of education effects.</i> There is correlational evidence that having college education appears to reduce unnecessary use of emergency department utilisation.
Use of social health care	Substantial	<i>Robust evidence of causal effects of years of schooling.</i> For white American males aged 47 to 56 in 1991, education reduces the probability of requiring personal care by 0.67 percentage points (Arkes, 2004). This effect is large if we consider that only 3.2% of US white adult males between 47 and 56 years in 1990 required personal care.
Managing chronic health conditions	Substantial	<i>Clear associational evidence, but causality not confirmed.</i> Associational evidence suggests that education has very important effects on the management of chronic illnesses.

Costing the benefits

We have presented wide-ranging evidence of the effects of education on health. Here we summarise the evidence that has been developed to assess what these effects mean in terms of monetary savings or other health policy measures.

- In a simple calculation, results from Chevalier and Feinstein (2006) are used to assessing the benefits of education for reduced depression in monetary terms. Simulating the effects of taking women without qualifications to Level 2 in the United Kingdom would lead to a reduction in their risk of adult depression at age 42 from 26% to 22%, that is a reduction of 15%; this population represents 17% of depressed individuals. Assuming that this reduction is constant throughout the working life, and with an estimated cost of depression of GBP 9 billion a year (Thomas and Morris, 2003), the benefit of education would be to reduce the total cost of depression for the population of interest by GBP 200 million a year. These estimates using IV and matching methods are relatively robust to concerns about reverse causality and selection bias.
- Groot and Maassen van den Brink (in press, 2006) analyse the links between education and self-reported health using a large cross-sectional survey for the Netherlands. Education is measured as years of schooling. The equation for self-rated health controls for family background, such as parental education, and for reverse causality by including prevalence of diseases and handicaps. The size of the coefficient for education on self-rated health is -0.018 for men and -0.011 for women. This indicates that as education increases the likelihood of reporting bad health decreases. In terms of Quality of Life Years (QALYs), the effect of education is 0.006 for men and 0.003 for women, implying that a year of education improves the health state of men by 0.6% and for women 0.3%. Calculated at the average value of GDP per capita, the health return on education is about 2.5 to 5.8% for men and between 1.3 to 2.8% for women. These results are robust to reporting heterogeneity, where individuals with higher levels of education answer questions on their health differently than individuals with lower levels of education. They are also robust to time-invariant unobserved heterogeneity.
- Lleras-Muney (2005) shows that there is a large causal effect of education on mortality. While Generalised Least Squares (GLS) (see glossary in Appendix 4.1) estimates suggest that an additional year of education lowers the probability of dying in the next 10 years by approximately 1.3 percentage points, IV estimation shows that the effect is larger: 3.6 percentage points. To better understand the impact of education, Lleras-Muney calculates how this effect translates into life expectancy gains. Her findings indicate that for people in the United States in 1960, one more year of education increased life expectancy at age 35 by as much as 1.7 years.
- Sabates and Feinstein (2004) estimate the effects of adult learning on cervical cancer prevention using the estimated effect on cervical screening. They simulate the impact if 100 000 women were enrolled in adult learning. The marginal effect ranges from 1.9 to 2.3%, so we would expect between 1 900 to 2 200 new screenings. From all adequate smear tests analysed in 2002, 92.4% were negative, 3.9% showed borderline changes, 2.2% showed mild dyskaryosis (dyskaryosis is an abnormality of nuclei seen in cells from the uterine cervix), 0.8% moderate

dyskaryosis, 0.6% severe dyskaryosis and 0.1% glandular neoplasia (cellular changes that may develop into cancer). Using these statistics we estimated that a minimum of 1 756 of the new smears for adult learners will be negative, 76 will show borderline changes, 42 mild dyskaryosis, 15 moderate dyskaryosis, 11 severe dyskaryosis and possibly two glandular neoplasia. Finally, according to the NHS Cancer Screening Programme (2003) cervical screening can prevent 80 to 90% of cancer cases in women who attend regularly. Assuming the lower bound percentage for prevention, 80%, then we expect between 116 to 134 cancers prevented for every 100 000 women in adult learning. In the same way, we expect between 61 to 213 cancers prevented for every 100 000 women who quit smoking.

- Spasojevic (2003) includes a person's current income in the first-stage equation of her IV estimates of educational effects on an index of bad health to account for a contemporaneous income effect on education. Her findings support the hypothesis of a causal effect of education. Assuming that a person's current health is also a function of her current income and also that the majority of people complete their formal education by 25 years of age, Spasojevic estimates how much of the total effect of education on health is a direct effect of education on health and how much is mediated by income. In the 1991 OLS model of bad health, about one-fifth of education's total effect on health is the effect through income. This effect is much smaller (about 4%) in the IV bad-health model with income in the second stage only. Hence, education produces substantially greater effects through channels other than income. Additionally, the relative magnitudes of schooling and income effects on health can be quantified if the change in the stock of health is held constant. In the 1991 model of bad health, the OLS result suggests that a year of schooling is equivalent to an increase in income of nearly USD 1 700 in terms of its health effect. The IV result suggests that a one-year increase in schooling nearly equals a USD 17 700 income increase in terms of health.
- Currie and Moretti (2002) use coefficients derived from their instrumental variable estimation to estimate the impact of schooling on health outcomes. First, the increase in maternal education between the cohort of women who went to college in the 1940s and the 1950s and the cohort of women who went to college in the 1980s is about 1.6 years. The probability of low birthweight and pre-term birth decreased by 6 percentage points and 3 percentage points, respectively, during these periods. Their estimated effect suggests that 12% of the decrease in the probability of low birthweight and 20% of the decrease in the probability of pre-term birth can be attributed to increased maternal education. Moreover, the increase in education induced by college openings is estimated to have reduced the incidence of low birthweight and preterm delivery by closer to 2% and 1%, respectively. While these may seem like small improvements, the costs of low birthweight and prematurity are large. For example, it is estimated that between birth and age 15, low birthweight children incur an additional USD 5.5 to 6 billion more in health, education, and other costs than children of normal birthweight (March of Dimes, 2002) (pp. 34-35).

Evidence on mechanisms for educational effects

- Most features of the conceptual model in Section 4.2 have been shown to be important mediators of the education effect. In Table 4.4.2 we summarise our findings on the importance of each potential mediator.
- We conclude from this review of the mediation effects that there are important channels for effects of education on health in all of the contexts considered, at every level of social aggregation from the household to the macro-level context.
- To some extent these different contexts mediate education effects because of the effects of education on the physical and chemical environments that people come to inhabit and to some extent education effects are channelled through social and economic relations in each of these contexts.
- It is not possible to specify the relative importance of each of these features of each of these contexts with any confidence given the current state of the evidence base.
- There is also substantive evidence to suggest that education has direct impacts on features of the individual that have direct benefits for health as well as supporting individuals in moderating the impacts of the contexts they inhabit.

Table 4.4.2. Assessment of the evidence-base for factors that mediate education effects on health and well-being outcomes and behaviours

		Strength of mechanism for education effects
The self	Self-concepts	Self concepts are associated with learning across the lifespan, though a causal link has not been determined through rigorous testing. There is also some evidence that self-concept and self-esteem provide protection against some adverse health outcomes through fostering resilience. This finding has not been consistent.
	Beliefs about health	There is good evidence that beliefs about health and health care, shaped and influenced by socio-demographic factors including education, determine health behaviours. Randomised controlled trials testing the efficacy of interventions has demonstrated that education has the potential to change health beliefs and behaviours if designed and delivered to appropriately address particular notions about health and illness.
	Patience	Patience may be an important channel for education effects if it is an outcome of education but patience may also precede education. The evidence is unclear and although there are grounds for believing that the channel may be very important we cannot be sure about its strength.
	Resilience	Though important, the connection between education and resilience is not clear from large sample empirical analysis. Associations suggest a link and an impact upon health, but more precise modelling and tests for causation are required.
Family	Income	The income returns to education are well theorised and supported by robust causal empirical evidence. The size of the effect of income on health varies depending on the country's provision of health care. Income is an important channel for education effects but not as large as the simple associations suggest.
Workplace	Environmental health risks	The evidence is not clear cut. Our tentative conclusion is that education appears to have some effect, in that individuals with a high school diploma select themselves out of the most hazardous jobs. However, once these individuals are in their respective types of jobs, education is not very protective of health.
	Social and economic relations	Social and economic relations in the workplace appear to mediate some of the effect of education on health such that this appears to be a strong channel for educational effects on health.

		Strength of mechanism for education effects
Neighbourhoods and communities	Environmental health risks	There is evidence that education, mainly through its effect on income, mediates the relationship between physical and environmental risk factors and health, such that higher SES individuals appear to select themselves into safer and cleaner areas. There is also some evidence that education has an independent effect on health such that higher SES individuals respond to information about health hazards by modifying their behaviour accordingly, more readily than do low SES individuals. Overall, the findings suggest that this is a relatively weak channel for educational effects on health.
	Crime, unemployment and deprivation	Although the theoretical grounds for an effect of income and education (parents' and own) on neighbourhood choice are strong, we find no evidence that empirically establishes a causal role. Hence, we cannot specify the extent to which that education <i>causes</i> residential sorting. In terms of the relationship between neighbourhood attributes and health we find that although neighbourhood effects remain after controlling for individual and household characteristics, the magnitude of these effects is small. This suggests that this is at most a weak channel for educational effects on health.
	Bridging and bonding community capital	There is a great deal of associational evidence that various forms of social support are correlated with a variety of health outcomes. There is evidence of a causal relationship between education and civic participation. Robust evidence from a randomised clinical trial also points to the causal effect of social support on improvements in depression and social functioning.
Macro-level	Inequality	Many studies point to a very strong association between educational/income inequality and health. The most persistent association is income inequality and infant mortality. However, to our knowledge, there is little or no <i>causal</i> evidence linking inequality per se to health.
	Social cohesion	There is associational evidence of a relationship between education and social cohesion and social cohesion and health. This relationship does not appear to be purely causal. Social cohesion appears to moderate the relationship between social and economic relations and health at the community level. Individual level factors have a greater impact on health than does social cohesion. Nonetheless, in particular settings and where there is a large community element to the desired outcome, this pathway may be very important in achieving positive health outcomes.

To summarise:

1. All of the potential individual mechanisms may be important:
 - Self-development.
 - Access to all contexts.
 - Healthier role in each context.
2. Mechanisms at all levels of context may be important.
3. The mechanisms probably interact.
4. Thus, education impacts on health because:
 - Individuals exist in multiple, multi-layered and interacting contexts.
 - Each of these contexts is a domain of social relations and environmental health.
 - Education impacts on each factor in each context at each level.

Interpretation of the finding of health effects

The evidence we have presented suggests that the impact of education on health is substantive and universal. To the extent that this impact is causal, absolute and the result of the quantity of schooling, one may conclude that an expansion of supply and uptake would bring considerable public benefits. However, this issue of causality is complex because policy decisions need information not just on causality but also on process and contexts and the impacts are not just absolute in nature but also relative. These issues are now discussed in more detail.

Causality of impact

This review of the evidence has concluded that there is generally good evidence of causality for direct effects of years of schooling on a range of health outcomes. However, less is known about the mediation mechanisms. Evidence on the psycho-social mechanisms is important but weak on the identification of causality. Thus, although we have firm theoretical and qualitative foundations for the view that education impacts on health through a range of mechanisms at different levels of social organisation, we cannot draw firm conclusions about the relative importance of each of these mechanisms.

The issue of process is very important in guiding policy as without knowing the mechanism for the impact of a policy it is difficult to be confident about its effectiveness in different circumstances. This is particularly apparent and relevant in terms of the discussion of the difference between absolute and relative effects of education.

Context is also important. There are important similarities and differences between OECD nations in terms of educational provision and the nature of their health systems. These features are partly the result of policy provision (supply) but also the result of social and cultural differences in the take-up of services and public expectations, requirements and needs. There are also important differences and similarities in terms of the distribution of access to resources of health, education and to wealth generally. All of these differences and similarities may have important impacts on the effectiveness of education provision, on public health and on the relationship between the two.

Absolute versus relative effects

It is very important to recognise the positional aspect to the benefits of education. We highlight this for two reasons in particular. First, in policy terms, to the extent that education effects on health are causal and absolute, caused for example by benefits of good learning for neurological development or cognitive functioning, one may assume that expanding participation would result in improvements to population health. However, *to the extent that benefits are due to relative gains one cannot generalise from an estimated causal effect of education to what would happen under a system of wider participation in education.* If benefits are positional and relative, changes in the distribution of participation are likely to have unintended consequences that may or may not lead to improvements in overall public health but rather may change the distribution of health amongst the population.

Secondly, in terms of effect sizes, it is important to recognise the positional impacts of education because to the extent that access to education is slanted toward those in search of positional advantage, education is allocated with a selection bias such that it would always be false to assume that an association of education and health implies an effect of education.

Focusing on the policy aspect, there are elements of the conceptual framework that imply absolute impacts, others that result from positional or relative status shifts. Others are a combination of the two. For example, the impact of education on patience or time preference creates an absolute personal health benefit that is not influenced by the rate of time preference of others. Individuals will be helped not to smoke if they understand the health risk and care about future outcomes. This does not depend directly on whether or not their rate of time preference is higher or lower than that of others. There may be important peer group effects on smoking and on time preference so this argument does not imply that there are no interactions with others in the determination of smoking

propensities. Rather, the argument is that there may be absolute effects of education on health via the mechanism of time preference.

Self-concepts provide an example of a mechanism that is a complex combination of absolute and relative effect. Self-concepts are to a substantive extent formed by an individual's perceptions of her/his relative achievement, status and/or ability. How these judgements and perceptions are managed in learning environments is very important in the development of personal efficacy and continued learning engagement, all good for health. Therefore, the impact of learning on self-concepts depends on an interaction between actual performance and relative position, moderated by the nature of educational experiences. Good classroom management and teaching can achieve an absolute effect to the extent that the damage to self-esteem of negative relativities can be lessened. However, one key source of the effect is the differences between learners in their observed capabilities. It would be a mistake to erode these signals completely as they are important in the process by which learners and education systems choose specialisms and manage their pathways through learning.

Human capital is also a mechanism that can channel both absolute and relative effects. The educational achievement of an individual can produce an income or occupational benefit for that individual, which may enhance the capability of that individual to sustain good health or respond to poor health. However, at the social level, if the nature of the education effect is that education is a sorting mechanism by which individuals are allocated to income levels or occupations, then education has no actual social impact on health and changes in the distribution of education would alter the sorting mechanism but not impact on the overall distribution of health. However, human capital gains are not a zero sum story at the macro level if there are substantial productivity or growth externalities to education, as suggested for example, by endogenous growth theory. To the extent that social level increases in educational achievement lead to productivity spillovers, learning by doing, or skill-biased technological change that reduces the levels of environmental pollution or occupational ill-health, then one would predict absolute health benefits through the mechanism of human capital.

Moreover, the positional benefits do not necessarily suggest a zero-sum outcome at the national level as in a globalised economy the movement of labour and capital create competitive markets in labour at supra-national levels and this may also be true in terms of features of personal and professional status that may be important for health. Thus, even to the extent that health benefits are positional if the relativities are experienced supra-nationally there will still be benefits for nations that expand educational participation and investment.

To the extent that the mechanisms are due to positional gains, then we point out that the level of educational disparity or inequality between those with the highest and lowest educational achievement exacerbates the impact of the relative effects where they exist and may produce negative consequences for average health as well as worse health for those at the worse end of the distribution. There may be overall health gains, therefore, to a reduction of educational disparities.

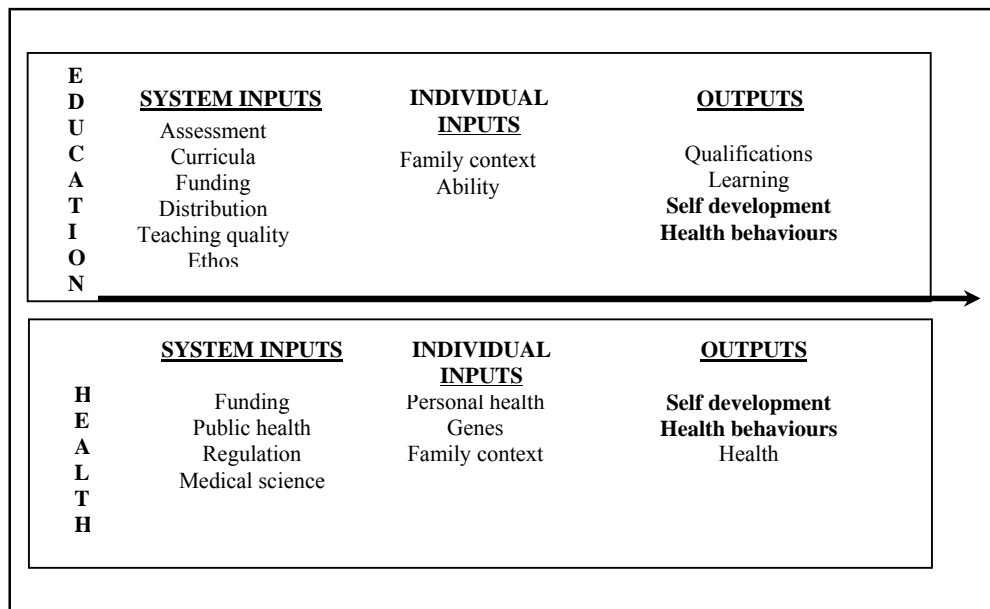
Our review indicates that the effects of education on health include both absolute and relative elements such that *increased educational participation would bring social benefits through the absolute mechanisms for effects of education on health. In addition, reductions in educational inequality may have the capability to change the nature of the effects of positionality in ways that may improve overall population health. However, this depends to a great extent on the nature of that participation and not just on the quantity.*

4.5. Indicator development

This review is intended to inform the selection and development of appropriate international indicators. It is not the purpose of this review to recommend specific indicators but we do hope to provide useful background evidence for the development of such indicators. Ultimately the key test for any indicator is that it be of interest to policy makers. Any discussion of relevant indicators should also involve practitioners, particularly here medical and health professionals. Here, our intention is merely to contribute to what we hope will be a continued debate on the issue as we conclude from the review of theory and evidence that indicators in this domain could contribute much of interest to policy makers.

Our central finding is that the health effects of education are substantial, adding social benefits to the private wage benefits gained by individuals. Thus, education provides inputs to health systems. These complementarities, crossovers and synergies tend to be insufficiently recognised in policy, leading to inefficiency in policy provision, relatively ineffective expenditures on treatment rather than prevention, lost opportunities in the education sector and unproductive use of public funds. This is highlighted in Figure 4.5.1 which shows inputs and outputs of the health and education policy systems. We have not described all of the important inputs and outputs of these two domains of policy. Rather, the intention is to provide a general overview of how the two systems inter-relate, focusing on two key outputs, namely self development and health behaviours.

Figure 4.5.1. Inputs and outputs of the education and health systems



As we have shown in this review, self-development and health behaviours are in part outputs of the education system to the extent that educational investments impact on these outcomes. Moreover, these outputs are vital inputs to health as well as being outputs of well-designed programmes of public health. Yet there are few major funding and policy streams in most countries that recognise these important synergies, tensions and complementarities. This may lead to major inefficiency in the use of public resources. We conclude from this that *indicators could usefully be developed to provide information for policy makers about the extent to which education and health systems compare internationally in the harnessing of educational productivity in the service of health outcomes.*

For example, comparison of the prevalence of smoking by individuals with similar levels of education across countries would enable policy makers to assess the extent to which cross-national differences in smoking were related to education or universal to that society. This would help policy makers in both domains to understand causal mechanisms and in the development of appropriate policy responses. Data on smoking, a core psychosocial factor such as self-esteem and education would be sufficient to support important cross-national comparisons of this kind.

It would be still more informative, if this data could also be linked to information on educational quality as well as quantity, in order to address the concern emphasised in this review about the shortage of information to guide policy in relation to the quality effects of education on health.

In the remainder of this section we set out the currently available international data relevant to the study of the effect of education on health, so as to:

- support discussion of analyses that might be carried out in existing data;
- clarify the set of available information to which new indicators might add;
- inform consideration of what new measures might be created in which datasets.

Summary description of relevant international datasets

Another feature of the background to the question of the choice of appropriate indicators is the availability of existing data collection exercises that provide a context for continued measurement. Therefore in Appendix 4.2 we describe in summary form the existing international datasets that can provide vehicles for continued indicator development and/or can provide measures at national level that can be linked to new indicators.

These datasets provide a wide-ranging set of resources for understanding cross-national patterns in a great range of features of education and personal and social development. Many already include measures that might be investigated in order to clarify cross-national patterns in the relationship of education and health. Such a study would provide a mechanism for piloting the development of indicators in this area, testing the usefulness of inferences and the interest in them of policy makers. Analyses of ALLS, PIRLS and ISSP datasets would be particularly useful in this regard, as would analysis of the PIAAC data when they are completed.

Table 4.5.1 sets out some of the key dimensions of difference on which we already have cross-sectional data for most OECD countries, drawing in great measure from the datasets set out above. There are important similarities and differences between OECD

countries on all of these features of education and health. These should form part of the background to decisions about the relative merits of different new forms of data collection and indicator development.

Table 4.5.1. Important available cross-national measures of health and education, OECD

Education policy	Health policy
Expenditure	Health expenditure and financing
Educational institutions expenditure, public and private, % of GDP	Total expenditure as % of GDP
Annual expenditure on educational institutions per student, primary to tertiary, USD	Public expenditure as % of total expenditure on health
Ratio of annual expenditure per student on primary education to expenditure per student on secondary education	Health expenditure per capita USD
Ratio of annual expenditure per student on primary education to expenditure per student on tertiary education	Pharmaceutical expenditure as % of total expenditure on health
Annual expenditure on educational institutions per student, primary to tertiary, relative to GDP per capita	Public health expenditure as % of total expenditure on health
Participation	% of total health budget on mental health
Typical graduation ages in upper secondary education, general programmes	% of population covered by private health insurance
Education attainment of adult population, upper secondary or higher, 25- to 64-year-olds, %	Health services
Educational attainment of adult population, post-secondary non-tertiary, 25- to 64-year-olds, %	Acute care beds per 1 000 population
Tertiary graduation rates, % of tertiary graduates to the population at the typical age of graduation for type-A, all programmes	Practicing physicians per 1 000 population
Performance	Health status
Mean score and variation in student performance on the PISA mathematics scale	Life expectancy at birth, total years
Mean score and variation in student performance on the PISA problem solving scale	Fertility rate, children per woman aged 15-19
Mean score and variation in student performance in reading literacy, PISA data	Infant mortality rate, per 1 000 live births
Prevalence of students with low sense of belonging, PISA data, %	% of population smoking daily
Prevalence of students with low participation, PISA data, %	Alcohol consumption, litres per population aged 15+
Impact of education	% total population obese, BMI>30kg/m ²
Employment rates and educational attainment, % 25- to 64-year-olds in employment, by level of education attained	Causes of mortality
	Cerebrovascular disease (deaths per 100 000 population)
	Diseases of respiratory system (deaths per 100 000 population)
	Diabetes mellitus (deaths per 100 000 population)
<i>Source: Education at a Glance: OECD Indicators 2004, OECD, Paris, 2004 www.oecd.org/edu/eag2004</i>	<i>Sources: OECD (2005), OECD in Figures: OECD (2004), Private Health Insurance in OECD countries, Paris; OECD Health Data 2005; WHO http://www.who.int/</i>

We conclude that there already exist data that could form the basis of very informative cross-national studies of the relationship of education and health.

Causality

Most of the datasets reviewed are cross-sectional and few enable multivariate, longitudinal assessment of causality. However, that is not a barrier to the usefulness of indicators developed from them. Indicators are distinct from research tools in part in that they do not need to provide a vehicle for establishing causality. Rather it is to be preferred

that causality has been demonstrated before indicators come to be developed. However, if new data are to be generated then it is efficient to also consider its usefulness in relation to the research questions.

Within and between country studies

The necessarily small sample size of any cross-national study seriously limits the capability of such studies to address issues of causality. The study of the effects of education on economic growth has been heavily influenced by this difficulty. For this reason much of the research set out in the review of evidence, above, has been drawn from individual level, within-country micro data. Yet such micro-level studies hold national contexts constant and thus are silent on the importance of national level factors such as differences in the extent of educational participation by stage or in educational or economic inequality.

It is also important that data be longitudinal as this significantly enhances the capability of studies to address issues of causality. Studies considering change over time can more effectively compare like with like as they support comparison of outcomes for individuals before and after contextual shifts rather than, as with cross-sectional data, comparing different individuals at a single point in time where those individuals may differ in many unobserved ways causing estimation bias. At a national level, longitudinal data enable assessment of the impact of historical and policy shifts.

This suggests that the most informative studies will be based on a panel of individuals in different countries, each followed over time. This allows variation over time both within-country and between countries, thus supporting investigation of the effects of individual level and national level changes and differences.

Natural experiments

However, even with cross-national panel data it is important to clearly specify cross-national differences in order to address issues of causality. The notion of natural experiments is very relevant here. A natural experiment in this context refers to the situation in which two countries differ on a dimension of interest such as education policy or social inequality but not in terms of other important determinants of health. This enables assessment of the effects of the provision difference. However, in order to identify two such countries (or groups of countries) it is first necessary to have:

- a clear conceptual model of the key determinants of health in order to clarify which features must be held constant;
- a good understanding of the causal process of interest;
- the necessary data including the relevant measures.

The precise components of these requirements will depend on the causal process of interest. We hope, however, in this review to have sketched out the conceptual frame within which such natural experiments can be identified.

Natural experiments can also be useful for deepening understanding of the relevant causal processes. This was the case for the study of income effects discussed above, in which it can be seen that the effect of income in countries with universal provision is not surprisingly less than in countries with private insurance-based systems. Comparison of effect sizes in these different national contexts provides evidence on the precise extent to

which the system of health provision mediates effects of income on health and to which other causal mechanisms are at play.

Conclusions

There already exists a wide range of cross-national measures of features of the education and health systems of OECD countries and of the broader aspects of national income, and social and educational inequality that also provide channels for effects of education on health. Therefore, it would be feasible to undertake in existing data cross-national studies of the relationships between education and health that would offer useful information to policy makers and help address unanswered questions as to the causal importance of national level features of education and society that may impact on population health.

There are also on-going data collection mechanisms that could provide the opportunity for longitudinal, panel studies that would enable assessment of the relative importance of between country and within-country factors in the explanation of the education effect on health. This would substantially add to the evidence base as most studies have been undertaken within national contexts that must take the national level factors as fixed.

Multi-level studies have the great advantage over between-country studies that it is possible to test the extent to which the effects of education are at the level of the individual or at higher levels of social aggregation such as the household, community, region or nation.

Therefore, the addition of a few appropriate measures to on-going cross-national panel data such as PISA or PIAAC would both add to the existing evidence base substantially and enable the development of clear indicators of national performance in relation to the health effects of education. *We recommend that the focus of new indicators be the relationship between educational investments and health outcomes as a source of information on the productivity and efficiency of education investments in terms of spill-over benefits for health.*

4.6. Policy discussion

We draw the following conclusions from this review of the evidence:

- Education has substantial effects on health that provide personal and social benefits, not captured in the calculation of the personal wage benefit of education. These benefits accrue to individuals, families, communities and nations.
- Education is important in the formation of health not just because it has effects on the individual but also because it impacts on the access of the individual to relatively healthy contexts in terms of physical/chemical environments and social and economic relations.
- The importance of education for health is not just a matter of the access of the individual to educational provision but also of the social level of access. As the social level of access changes so will the individual levels of benefit.
- There may be very important externalities from the education of some to the health of others.

The effect of education on health is substantial and substantive. It feeds into inequalities in health as well as to average levels of population health. Wide-ranging, different aspects of health, well-being and health behaviour are impacted on by education and there are also effects on the next generation. Education is not just a marker of genetic capabilities or personal agency and well-being but has independent causal effects that have been replicated across many studies in many different contexts. *The conclusion that education has benefits beyond those of personal labour market advantage and economic productivity is well-supported by theory and evidence.*

If education has private and social benefits of the kind indicated above then there is a basis for the view that expenditure on education is too low. This would follow if the public and private funders of education were making choices about funding and participation on the basis of a calculation of its wage, employment and economic benefits without considering the value in terms of improved health. Failure to recognise this additional benefit may lead to under-investment in education and to unnecessary personal and social costs in terms of ill-health and reduced well-being. It may also be that some individuals and governments do implicitly recognise the range and scale of potential benefits from education and so do factor these wider considerations into their funding and participation decisions. We hope that this review can provide useful information so as to enable more informed assessment of the health benefits that may accrue from learning and education.

The conceptual analysis in this report suggests that not all of the health benefits of education occur at the individual level. Some of the effects of education may be experienced in terms of improvements to social support, to the tensions in social and economic relations in the workplace and other contexts and in overall improvements to environmental factors such as through reductions in polluting technologies in line with

skill-biased technological change. Many of these potential types of benefit are externalities in the sense that the benefit is accrued by social groups or society as a whole and so are ignored in the calculation by individuals of the benefit to them of education. Externalities of this kind are the basis for public investment in the perspective of classical economics.

However, the total magnitude of the benefit does not give a clear guide to the recommended relative contributions to education expenditure of households, firms and governments as this depends on the location of the externalities and benefits and on political, institutional and legal questions beyond the frame of this report. Nonetheless, although we do not provide a precise indication of the relative health benefits of education for households, firms and society as a whole, the conceptual model and related evidence does suggest that all three are contexts for education effects and that there are external benefits for all three that have been insufficiently recognised.

Yet, there are many important questions that our review has not been able to address:

- To what extent are these social benefits?
- To what extent are these positional benefits?
- What are the non-linearities?
- What are the effects of cross-country differences?
- What is the effect of educational quality?
- What are the effects of learning of different curriculum types and at different stages and ages?

These questions remain unanswered on the whole because the topic has been insufficiently conceptualised and investigated. Detailed policy conclusion would be greatly assisted by the answer to these questions. We have attempted to clarify the current level of knowledge bearing in mind and attempting to integrate the many challenging and competing explanations and hypotheses. We have found in our review of evidence that there are many important mechanisms for education effects on health and that the overall effect is large enough to justify greater general levels of investment in education. The evidence is not yet sufficiently informed as to be compelling in terms of the relative trade-off between different forms of investment in education for health at different stages of the lifecourse or at different levels of education. However, the evidence does already suggest that there are likely to be health benefits to greater investment in the quality and quantity of education at all ages.

However, it is worthwhile emphasising that *recognition of the substantive health benefits of education does not merely lead to the conclusion that there is under-investment in education. Perhaps more significant and controversial is the conclusion that educational systems and programmes should recognise more explicitly their responsibility in relation to personal development and well-being, as the foundation of benefits for health.* Governments have a well-founded focus on the function of education as a driver of human capital development, but education has wider potential also. This might raise concerns over conflict in already crowded curricula but the more fundamental challenge is to develop education systems in which objectives of empowerment and self development can run alongside objectives in relation to academic or technical success as the standard outputs of the education system. This is not always a win-win choice, as sometimes objectives of educational standards and personal development do act in

opposition but there are many cases in which the two do complement each other, particularly in situations of learner-centred, high quality learning.

Quantity and quality

Throughout this review we have emphasised that education effects are not just effects of quantity. We have reported a considerable body of rigorous evidence that points to effects of quantity but this may in fact only be a small proportion of the overall capability of the education system to impact positively on health. The study of the psychosocial channels for education effects suggests that education can impact positively on psychosocial characteristics which are protective of good health but that this is not a question of the total number of years of participation but more a question of the content of what is learnt, the pedagogical style and who one learns with.

Our review of this evidence suggests that there are a number of key features of learning experiences. The provision of contexts in which learners – particularly those in vulnerable or at risk groups – can form relationships with educators and/or mentors who are reliable and responsible and give the learner the security they need to develop trust, autonomy and initiative, can enhance health. Health-enhancing educational experiences foster resilience through the development of social competence, problem-solving skills, critical competence, autonomy and a sense of purpose. The achievement of these outcomes depends particularly on the direct practices over which teachers have most control, for example, classroom management, climate and teacher-student interactions. Resilience is enhanced if education is provided within a setting which is challenging but co-operative, inclusive but heterogenous, and which encourages active participation. It is critical for education impacts on psychosocial development that the content of learning is meaningful to the learner, and that the level of challenge and support suits the learner. These are features of the learning experience that depend directly on classroom processes and ethos but these processes also depend on the provision of well-supported structures for learning in which appropriate curricula, tracking or streaming mechanisms, funding and teacher training enable these positive and personalised teacher-student interactions to develop.

Such types of educational experience can in the long-run be both beneficial for health and support success in exams.

4.7. The presentation of the evidence

In the following sections we present the detailed findings from our review of the evidence. In Section 4.8 we summarise the evidence we have identified in relation to direct effects on health outcomes and in Section 4.9 in relation to effects of education on health behaviours. In Sections 4.10 and 4.11, we consider the evidence on the mediating mechanisms of features of the contexts (Section 4.10) and of the self (Section 4.11).

As highlighted above this review is primarily concerned with two questions:

- What is the magnitude of the causal effect of education?
- What are the mechanisms for this effect?

Therefore, in order to structure our review of the evidence, we classify research according to whether it:

- is primarily *associational*;
- can identify *causality*;
- explores *mediation, moderation* or more complex issues of *process*.

We also include a summary of findings in relation to each outcome considered.

In this review we highlight in particular the evidence from IV studies that offer the most reliable estimates of precise effect sizes. These studies are included below under the heading of “Studies estimating causal effects”. Studies using longitudinal data with rich control sets are included under the heading of “Associational evidence”, although we emphasise that this evidence is still informative in relation to causality and subject to the inclusion of a wide range of prior measures. They can offer substantially more rigorous and robust evaluation of causality than do cross-sectional data. Of course, the best basis for policy decisions is replication. The results of any single study may be strongly influenced by the context and time of that study and by the quality of measures and methods used.

Search criteria for evidence

The following methodology was used to identify relevant articles for this review. First, the papers referenced in the OECD’s SOL background document were browsed for leads to evidence on seminal work that had been conducted in the field. Some of these papers were subsequently reviewed or referenced in the evidence section of this review. Another useful source of papers was the Grossman (2005) review. We also conducted searches on Google.com and Google Scholar using a variety of search terms and criteria. This yielded a number of important papers, as well as the names of well-known researchers who have done empirical work estimating the relationship between socioeconomic characteristics and health. Once the well-known researchers were identified, we procured a list of relevant papers, usually from their websites.

For more recent papers, that is, papers in the last approximately five years, we used a variety of keyword searches on the websites of various online, scientific publishers. The most heavily used were Ingenta, Elsevier Science Direct and JSTOR. We also conducted keyword searches on the websites of journal publishers. Blackwell Synergy, Taylor and Francis, Oxford Journals and Sage were the publishers most frequently consulted. Key journals were also identified and the abstracts of virtually all articles from these journals published in the last two to three years were browsed. Relevant articles were then downloaded and printed from the website, or a hard copy obtained from a University of London library. A list of all the journals which we searched for relevant papers is included in Appendix 4.3.

Finally, we also contacted the main representative for OECD/CERI for the participating countries who funded this project and requested a list of the main universities in their country or names of researchers in their countries working in the area of health and education. Countries included were Austria, Belgium, Canada, Luxembourg, Netherlands, New Zealand, Norway, Sweden, Switzerland, and Korea. In December 2005, emails were sent to all universities and/or researchers in universities that were identified by the CERI representative. We received responses from Korea, Sweden, Austria, and Netherlands and have used these responses in our review.

4.8. Direct effects on health

In this section we review educational effects on five health outcomes: (i) mortality, (ii) physical health, (iii) mental health and well-being, (iv) self-rated health, and (v) intergenerational transmission of education on health, *i.e.* the effects of parental education on child mortality.

Mortality: does education make lives longer?

The empirical literature has shown that years of schooling had a strong association with mortality rates and that this association remains after controlling for income or other socioeconomic variables. We start by describing the associational evidence focusing on the strength of the association. We then discuss more sophisticated approaches that have attempted to identify the specifically causal effect of education.

Associational evidence

Rosen and Taubman (1982) estimate mortality regressions for white males aged 25 through 65 in 1973 and for white males 65 and over in the United States and find that years of schooling remain significant after the inclusion of income, marital status and health as control variables. Deaton and Paxson (2001a), using data from the US 1976-1996 Current Population Survey and the National Longitudinal Mortality Study (NLMS), show that years of schooling is negatively correlated with mortality for persons under the age of 60 and for persons over 60. For the later group of individuals, years of schooling is negatively associated with the probability of dying within the next year. Income is not protective when entered along with education in a multivariate regression.

Education has also been shown to be more important than income inequality in predicting mortality rates. Muller (2002), using cross-sectional data on all US states and multiple regression (see glossary in Appendix 4.1) analysis, found that the income inequality effect disappears when the indicator for schooling is incorporated into the regression models. A higher percentage of the population without a high school diploma is associated with an increase of 2.1 deaths per 1 000 population.

Although some evidence has challenged the importance of schooling as a determinant of mortality in the sense that the schooling coefficient was not statistically significant (Duleep, 1986; Behrman *et al.*, 1991 and Menchik, 1993) recent studies continue to suggest that education is indeed a strong determinant. Studies using panel data (see glossary in Appendix 4.1) estimation techniques show that changes in education are associated with changes in mortality rates. Bopp and Minder (2003) explore the relationship between education and mortality in German-speaking Switzerland over the years 1990-97. Their results, based on multiple logistic regression (see glossary in Appendix 4.1), show that there are sizeable mortality gradients by education for all age groups and for both sexes. For example, the mortality odds ratio decreased by 7.2% per

additional year of education for men, and by 6% for women. Gardener and Oswald (2004), using a restricted sample of adults aged 40 and above in 1991 from the British Household Panel Survey, show that mortality rates are lower for more educated men and women. A male educated to degree level is predicted to have a 5% lower mortality risk than men with no formal qualification. For women, in contrast, education is associated with an approximately 3 percentage point lower probability of mortality.

From a cross-country perspective, Or, Wang and Jamison (2005) estimate different indicators of mortality for OECD countries conditioning on national income, average level of education, the efficiency of health professionals, and availability of medical technologies. Selected mortality indicators are life expectancy at birth and at 65, infant mortality, and premature mortality by heart disease. Using multilevel methods, results suggest that in countries with higher levels of education, there is an associated average increase of 0.082 and 0.072 percentage points in life expectancy at birth, and 0.40 and 0.28 percentage points in life expectancy at 65, for women and men, respectively. This evidence does not address concerns about causality.

Evidence on causality

Lleras-Muney (2005) tests the causality of education effects on mortality in the United States using instrumental variables estimation techniques. Data from US censuses are utilised to construct cohorts of individuals born in the United States that were 14 years old between 1914 and 1939 and to estimate their mortality rates. Cohorts are matched to compulsory attendance laws that were in place in the individuals' state of birth when they were 14 years old. The variability between states in compulsory education laws is used to instrument for educational effects. Using OLS (see glossary in Appendix 4.1) estimation techniques, an additional year of schooling lowers the probability of dying in the next 10 years by 1.3 percentage points. Using the IV method, the effect of education increases. An additional year of schooling is then estimated to reduce the probability of dying in the next 10 years by 3.6 percentage points. This implies that educational effects of mortality could be larger than those estimated using OLS regression.

Glied and Lleras-Muney (2003) test that hypothesis that educational effects on mortality are larger in periods when greater advances in technological health care take place. To empirically test this hypothesis, the authors link education gradients in mortality to a measure of medical innovation (the number of active drug ingredients recently approved by the FDA to treat a disease). They use two datasets – the Mortality Detail Files and the Surveillance, Epidemiology and End Result – for empirical analysis. Educational effects on mortality rates are instrumented using compulsory attendance laws that were in place in the individuals' state of birth when they were 14 years old. The sample is restricted to white cohorts born between 1901 and 1925. Results show that the interaction term between education – measured as years of compulsory schooling – and number of drug ingredients approved has a negative impact on mortality. Sensitivity analyses show that the effect of education is not driven by geographical variation or by personal income. This means that individuals with higher levels of education appear to benefit from the development of new health care technologies more rapidly than those with lower levels of education.

Summary

Overall, we find reasonably strong evidence of large effects of education on mortality, where education is measured in terms of years of schooling. This conclusion is based on micro evidence from the United Kingdom, Switzerland, and the United States. For the case of the United States, for individuals born between 1914 and 1939, an additional year of schooling is estimated to reduce the probability of dying in the next 10 years by 3.6 percentage points. There is also evidence that the causal effect of education on mortality is larger in periods when new health care technologies have developed rapidly. The interaction between years of post-compulsory schooling and number of new drugs approved by the FDA has a negative impact on the educational gradient in mortality in the United States. This indicates that one of the possible mechanisms for education effects is the adoption of new health technologies. The IV evidence suggests that the true causal, partial equilibrium effects of educational participation at the individual level could be larger than estimated by simple OLS regression analysis.

More work is required to identify robust educational effects using available cohort or panel data from other OECD countries. From a cross-country perspective more work is required to clarify the relative strength of the different national factors that impact on mortality, specifically the distribution of resources, growth, poverty, and education.

Physical health conditions

In this section we summarise the evidence on the relationships between education and two indicators of physical health: physical functioning and general physical health. Physical functioning has been defined as the degree of functionality or lack of physical limitations to undertake daily activities. The empirical evidence for educational effects on physical functioning has been mainly drawn from samples of older individuals. General physical health is usually measured as an index of different health symptoms and it is usually combined with self-reported health. The health symptoms measure pertains to the presence of various illnesses and ailments (conditions) in a given period of time, usually the previous year. Health symptoms could range from minor illnesses (such as a cough or cold) to chronic illnesses (such as back pain or fatigue) to major health conditions (such as heart attack, high blood pressure, diabetes or cancer).

Associational evidence

In the United States, House *et al.* (1994) using data from the US survey, “Americans’ Changing Lives: 1986 & 1986-1989”, find that education is a significant predictor of functional status. Furthermore, declines in health functioning over 2.5 years are two or three times greater at the lowest levels of education than at the highest levels of education, even after controlling for demographic and lifestyle variables. They also find independent effects of education on the way health varies with age. For example, those with the lowest levels of educational qualifications manifest levels of chronic conditions at ages 35-44 which are not seen for those with the highest qualifications until two decades later in life.

A study by Leigh and Dhir (1997) of heads of households 65 years and older, uses data from the 1986 wave of the Panel Study of Income Dynamics (PSID). They find a strong, negative, statistically significant relationship between years of schooling and physical functioning for women, and between schooling, physical functioning and

exercise for men. Wagstaff (1993), using data from the Danish Health Study and maximum likelihood (see glossary in Appendix 4.1) to estimate structural equations, finds positive effects of years of schooling on functional limitations for individuals under 41 years of age, an estimated coefficient of -0.072.

On the other hand, Ross and Mirowsky (1999), using data from the 1995 US Aging, Status and the Sense of Control Survey, do not find effects of schooling – measured as years of education – on physical functioning when socio-demographic variables, work and economic conditions, social psychological resources and different measurements of lifestyle are introduced in the analysis. However, in this multivariate methodology they may have conditioned on the mediating factors in the regression, making the specific education parameter a spurious indicator of the full education effect. They do find, however, a significant benefit associated with possession of a university degree and that this effect is mediated by healthy lifestyles. This study suggests the possibility of nonlinear effects of education on physical functioning, with important effects toward higher educational levels.

Smith and Kington (1997) find that having some college or having completed college (but not higher degrees) is associated with fewer physical limitations at older age. This result is found using data from the first wave of AHEAD, a dataset that includes over 6 000 households with at least one member over 70 in 1994. Controlling for reverse causality by introducing previous health covariates in the estimation, the relationship between a college degree and physical functioning at older age is estimated to be five times larger than the one for having some college education. They also find that spousal education is also significantly associated with an individuals' own physical limitation, possibly indicating positive sorting in marriage.

Sickles and Taubman (1986), using five biennial panels of males in the US Retirement History Survey (RHS), estimate that education has an impact on the decision to retire, and subsequently on the health of the individual. For example, a college educated male would, at age 64, be almost 12% less likely to retire than a high school graduate. In turn, an increase in completed education from 12 years to 16 years would increase the probability of being in better health by about 0.056, relative to those of the same age with less than a high school education.

Mediating and moderating relationships

Mirowsky and Ross (1998) explore the relationship between education, personal control or self-efficacy, lifestyle and health. They use data from the 1995 US Aging, Status and the Sense of Control Survey, which is a cross-sectional survey of approximately 2 500 adults aged 18-95 living in the United States. Using structural equation modelling with controls for economic resources, social support and parents' education, Mirowsky and Ross find that previous level of education correlates with personal control or self-efficacy. In particular, in this double-mediation model, education is associated with improved health measured by physical functioning and self-reported health and this association is explained by the enhanced sense of personal control that correlates with both level of education attained and with having a healthy lifestyle. Overall, the authors find that having a healthy lifestyle (exercise, weight, drinking and smoking) mediates approximately 83% of the correlation between education and health. This correlation can be decomposed into two parts, with education accounting for 43% of the development in a person's sense of control, and a sense of control in turn accounting for approximately 37% of the development of a healthy lifestyle.

Evidence on causality

Berger and Leigh (1989) investigate the causal effect of education on middle-aged individuals' physical functioning (aged 20 to 40). They use instrumental variables techniques and data from the National Health and Nutrition Examination Survey (NHANES I) and the National Longitudinal Survey of Young Men (NLS), covering the period 1971 to 1976. The schooling variable is operationalised as the years of schooling completed. This is instrumented by IQ, Knowledge of Work test scores, and parents' schooling. Their results show that the schooling coefficient estimated by IV methods is statistically significant, but smaller than the corresponding OLS estimate. Berger and Leigh show that those with more education, that is, individuals with more years of completed schooling, are observed to have lower blood pressures, and when estimating this relationship using instrumental variables the schooling coefficient increases by 21%. However, we questioned the reliability of these instruments as they may violate the assumption that the instruments do not cause the health outcome.

For white males Americans aged 47 to 56 in 1991, Arkes (2004) finds significant effects of schooling on reducing the likelihood of having a work limitation but insignificant effects on mobility limitations. Arkes uses intra-state differences in unemployment rates during individuals' teenage years as an instrument for educational effects. He finds that an additional year of schooling reduces the probability of having a work-limiting condition by 2.6 percentage points, relative to the baseline that 12.5% of the sample has such a condition. The additional year of schooling does not have a causal effect on having a mobility limitation. These are LATE (local average treatment effects) (see glossary in Appendix 4.1), and represent the causal effect of schooling on health outcomes for those students whose schooling level depends on the state unemployment rate during their teenage years. These students are probably those at the margins of dropping out or staying in high school. Thus, it appears that for these marginal students, there is a causal effect of high school education on reducing the likelihood of having a work limiting condition.

For male and female Americans aged 51 to 61 in 1992, Adams (2002) finds significant effects of education on most measures of functional ability. He uses compulsory education laws in effect from 1915 to 1939 in the United States to instrument for educational effects. Functional ability is a self-rated measurement of how easy individuals find climbing up stairs, stooping, kneeling or crouching, walking a block, bathing or showering and picking up a coin. He finds positive and significant effects of additional years of schooling on all measurements of functional ability for men and for women except for the ability to stoop, kneel or crouch. He also finds that IV estimates of educational effects on health are greater in magnitude than the corresponding OLS estimates.

Results from Arkes and Adams on schooling effects on having a mobility limitation for men are mixed. Arkes does not find evidence of a causal effect, whereas Adams finds evidence of a causal effect on different measurements of functional ability. It is important to highlight that these studies are different in their use of samples, outcome variables, models and instruments. Unless further tests regarding the comparability of these studies are made, it will be difficult to infer why educational effects are significant in one setting but not in the other.

For Sweden, Spasojevic (2003) uses the 1950 comprehensive school reform to estimate the effects of education on an index of bad health, which combines around 50 health symptoms and self-reported health. The Swedish school reform extended the

required years of schooling from seven or eight to nine years of basic education. The cohort of men born between 1945 and 1955 is the most affected by this reform, so the analysis is performed only for men. Results show that schooling significantly improves health when education is treated as exogenous. The marginal effect of education on a standardised bad-health index equals 0.022 and is significant at 5% level – negative schooling effects represents better health. With instrumental variables, an additional year of schooling reduces the standardised index of bad health by -0.185 after controlling for a set of family background characteristics and is significant at 10%. The effect of education by IV methods is larger than the one obtained by OLS, highlighting the fact that educational effects may be larger than previously estimated.

Summary

The relationship between education and physical functioning has been investigated for different cohorts of individuals and for men and women separately. This is because health, on average, decreases with age and there are systematic differences in life expectancy by gender. Associational evidence shows educational effects in some domains of physical functioning exclusively for men. There is consistent associational evidence between years of schooling and improving physical health and some indication that education effects may be greater at higher levels of education, *e.g.* university or college, than at lower levels of schooling. Lifestyles are an important mediator of educational effects, as the estimated parameter of schooling is significantly reduced when these factors are taken into consideration.

Instrumental variable estimation finds robust effects of years of schooling on different domains of physical health. For white Americans males aged 47 to 56 in 1991, an additional year of schooling received reduces the probability of having a work-limiting condition by 2.6 percentage points, from a mean value of 12.5%. For the cohort of Swedish men born between 1945 and 1955, an additional year of schooling reduces a standardized index of bad health by 18.5%.

Further results from studies using IV methods show that for US born individuals between the ages of 51 and 61 in 1992, an additional year of schooling: (i) increases the probability of finding it easy to climb stairs by 4 percentage points for both males and females from a mean value of 79% for men and 68% for women; (ii) increases the probability being able to walk a block without difficulty by 1.7 percentage points and 2.3 percentage points for men and women, from mean values of 95% and 93%, respectively; (iii) increases the ability to independently take a bath or shower by 0.8 percentage points for both males and females (from a mean value of 98% for both men and women); (iv) increases the ability to pick up a coin by 0.8 and 0.6 percentage points respectively for men and females, from a mean value of 97%; and (v) improves the ability to stoop, kneel or crouch by 2.6% for men only from a mean value of 83%. However, for males born in the United States between 1934 and 1943 the instrumental variable estimation on the effects of education on having a mobility limitation was statistically insignificant.

Mental health and well-being

Here we focus on the links between education and mental health and well-being. Educational effects are different in these domains. As indicated by Bynner, Woods and Butler (2002), women with higher levels of education are less likely to be depressed but

also more likely to have lower job satisfaction. In this sense, these women are not achieving what they would like in the labour market, but their education still has important protective elements against the risk of depression.

We focus on depression as an indicator of mental health conditions. There are several reasons why we focus exclusively on depression. First, other mental health conditions such as schizophrenia, mental retardation, autism and, ADHD, have low prevalence among the population. Depression is a common form of psychological distress experienced by everyone at some time to some degree and it correlates with other forms of distress such as anxiety and anger (Mirowski and Ross, 2002). Secondly, developments on measures for detecting mental health disorders have traditionally not been as advanced as those for physical health. Further, cultural stigmas associated with mental health disorders prevent individuals from seeking treatment (WHO, 2003). Finally, causes of depression are both biological and societal. Education has the ability to impact upon environmental factors that lead to depression.

In terms of well-being we will focus on two main areas: life satisfaction and happiness.

Depression

It is well established that at all level of education, female depression rates are higher than those of males. Statistics from Parsons and Bynner (1998), using data from the 1996 sweep of the NCDS, show that 36% of women and 18% of men who had very low literacy skills suffered from depression, compared to 7% of women and 6% of men with good literacy skills. The relationships were smaller but still very substantial in relation to numeracy. Eighteen percent of women and 11% of men with very poor numeracy skills suffered from depression, compared to just 5% of men and women with good numeracy skills.

This correlation, however, may be the consequences of upbringing, individual attributes and attitudes, and socioeconomic background. Mirowsky and Ross (2002) investigate the role of education as a protective factor against depression in the context of entry age of parenthood, controlling for a large set of background characteristics. Using the US 1995 Survey of Aging, Status and the Sense of Control, results show years of schooling to be associated with a decrease of 6% in the logarithm of the symptoms of depression. When other socioeconomic variables and physical health are introduced as controls in the analysis, the estimated coefficient is reduced to 2.3%. Feinstein (2002), using data from the UK national cohorts and matching methods, show that controlling for childhood abilities, health and family background factors, women from the 1958 cohort with qualifications at UK National Vocational Qualification at Level 1 – which is roughly equivalent to lower secondary education – have 6 percentage points lower likelihood of depression than women with no qualifications. For women in the 1970 cohort the estimated effect is 10 percentage points. For men these effects are weaker. In general, results show that differences between those with qualifications above Level 1 are substantially eroded when selection bias is dealt with using matching methods.

Chevalier and Feinstein (2006) rely on a rich longitudinal dataset to control for childhood determinants and measures of mental health over the individuals life span to account for possible endogeneity (see glossary in Appendix 4.1) of education. They use matching methods to account for selectivity and instrumental variables to estimate the causal effect of education. Their instruments include teacher's expectations concerning the schooling of the person when he/she was a child and the number of cigarettes smoked

at age 16 (as a proxy for time preference). In their estimations, the impact of the highest qualification is strengthened and independent of work- or family-related controls. They consistently find that achieving qualifications significantly reduces the risks of adult depression. The effect is non-linear and is larger at low to mid-levels of educational qualifications. Estimates using two-stage least squares (see glossary in Appendix 4.1) are much larger but in most cases, it was not possible to reject the exogeneity of education. Using propensity score matching (see glossary in Appendix 4.1), they estimate that individuals with at least O-levels reduce their risk of adult depression by 6 percentage points. This effect is similar for men and women.

The effect of education on depression may be ambiguous since there may be contrasting mechanisms. For example, a higher occupational grade is associated with more control over working lives, more varied and challenging work and thus has a positive effect on mental health and reduces rates of morbidity (Marmot *et al.*, 1991). However, higher occupational attainment also leads to higher levels of stress (Rose, 2001). There may be important trade-offs between stress and satisfaction that may lead to a complex and non-linear relationship between educational success and mental health (Hartog and Oosterbeek, 1998). Miech and Shanahan (2000) look at the relationship between education and depression over the lifecourse. Using data from the 1990 Work, Family and Well-Being Study in the United States, they find that the association between education and depression strengthens with age, and that individuals with higher education are more successful at lowering the likelihood of depression because they have better physical health.

Well-being

Empirical studies using cross-country data have shown that wealthier countries have a low positive correlation between education and happiness. Some studies have found that this correlation may even be negative, indicating dissatisfaction among individuals with higher levels of education may be due to the lack of jobs at higher levels or the stress related to jobs at higher positions. In contrast, the poorer the nation, the higher the correlation tends to be between education and happiness (Veenhoven, 1995). Additionally, over time the proportions of people who are very happy in Western countries have not changed at all although the real income in each group, and especially at the top end of the distribution, has risen considerably (Layard, 2003).

Helliwell (2002) estimates a multivariate regression using individual level data from the World Values Survey for 46 countries. Results show that when well-being – defined as overall life satisfaction – is regressed on education, there is a strong, statistically significant, positive association. However, when other individual and national variables were included in the model, the association disappears. This suggests that educational effects may be mediated by other factors. Ross and van Willigen (1997) obtain similar results for the United States. They find that the relationship between education and well-being is mediated by psycho-social resources. In contrast, using data from Switzerland in 1992-1994 and OLS, Frey and Stutzer (2002) estimate that achieving middle and high levels of formal education increases life satisfaction by 2.19 and 2.09 percentage points.

One drawback from the above studies is their inability to control for early life circumstances which may be associated with educational attainment and later life outcomes. These factors are important to account for confounding bias. Hartog and Oosterbeek (1998) use data from a cohort of adults born in 1940 in Holland in the province of Noord-Brabant to investigate the relationship between education and

happiness, controlling for wealth and health and early life circumstances. Their results indicate that the relationship between education and happiness reaches a maximum for intermediate level of qualifications. The parabolic relationship between education and happiness remains, but it is significant only for intermediate qualifications and for a higher vocational qualification when prior health and wealth are included as controls.

The impact of schools on well-being

Research has also focused on the role of schools, teachers and classes on childrens' well-being. Opdenakker and Van Damme (2000) use a sample of 4 889 students enrolled in 276 classes in 52 schools of the "Longitudinaal Onderzoek Secundair Onderwijs" (longitudinal research in secondary education project) in Flanders, Belgium. They find that school effects on achievement were stronger than for effects on well-being. However, school characteristics relating to instruction and understanding information were related to well-being. In a similar study in Finland using 87 341 children aged 14-16 enrolled in 458 schools, Konu, Lintonen and Rimpela (2002) find that factors related to the school context explained 17% of general subjective well-being for boys and 20% for girls. Of the school context indicators, "means for self-fulfilment" emerged as the most important. When combined with background characteristics, the model explained 22% of the boys' and 25% of the girls' general subjective well-being. Indicators of school context showed that the strongest significant relationship to general subjective well-being for both boys and girls was means for fulfilment and social relationships in and out of school.

Summary

There may be some important benefits of education in lowering the risk of depression, although there are many potential mechanisms such as work satisfaction, income and/or resilience. Research has shown that substantial bias can be introduced into statistical analysis if appropriate account of early life circumstances and other health factors is not taken into account when estimating the effects of education on depression. An important finding of these studies is that the relationship between qualification level and depression changes depending on the level of qualifications. In the United Kingdom, for example, results suggest that the main effects of education on the reduction of the risk of depression are at the level of secondary education (O-levels in the United Kingdom).

Recent research has gone some way to testing the causal effect of education using IV and matching methods. Results for the United Kingdom show that attainment of at least O-levels reduces the risk of adult depression by 6 percentage points. This effect is similar for men and women. More work is needed to replicate the methodological approach in other contexts and cohorts.

Overall, evidence in this area suggests that education may affect life satisfaction through both psycho-social and economic mechanisms. The observed association between education and well-being is significantly reduced when variables are introduced to account for confounding bias. Educational effects on life satisfaction seem to be non-linear, reaching a maximum at intermediate levels of education. However, this conclusion is drawn from analyses that do not deal with the endogeneity of education. We conclude that the relationship between education and life satisfaction has not been robustly estimated but that the relationship appears to be mainly mediated through psycho-social and economic resources and to be non-linear.

Self-rated health

Self-rated health (SRH) is a subjective indicator of health that individuals assess relative to a representative person of the individual's own age. The question typically asked is: "*Please think back over the last 12 months about how your health has been. Compared to people of your own age, would you say that your health has on the whole been...excellent/good/fair/poor/very poor?*". Therefore, this concept refers to the individual's perception of health relative to the individual's concept of the norm of their age group.

SRH is also related to a number of other health measures. For example, Borg and Kristensen (2000) note that the vast majority of studies analysing the association between SRH and subsequent mortality find SRH to be a powerful predictor, even after conditioning on medical diagnoses and functional capacity. Burström and Fredlund (2001) find this predictive power to be stable across socioeconomic groups. Categorical measures of SRH have been shown to be good predictors of subsequent use of medical care (see for example, van Doorslaer *et al.* 2000, van Doorslaer, Jones and Koolman, 2002).

Associational evidence

Evidence in this area for different countries has consistently found that education has a strong relationship with self-rated health. In the United States, Grossman (1975), Desai (1987), Ross and Mirowsky (1999), and Gilleskie and Harrison (1998) show that years of schooling is a statistically significant predictor of perceived health, although the level of significance is somewhat reduced when controls for lifestyles and past socioeconomic characteristics are included. For the United Kingdom, Contoyannis and Jones (2004), using Maximum Simulated Likelihood (MSL) for a multivariate probit (see glossary in Appendix 4.1), find that the education to self-rated health gradient remains significant even after the inclusion of controls for lifestyles in the estimation and controlling for unobserved heterogeneity (see glossary in Appendix 4.1). In the Netherlands, Hartog and Oosterbeek (1998) show that higher levels of schooling are significant determinants of self-reported health status compared to lower vocational qualifications, using the terms for schooling qualifications reported in this study. These coefficients are only marginally reduced when controlling for ability (measured by IQ). In fact, the positive effect of ability on self-reported health becomes statistically insignificant when controls for education and family background are included in the analysis. In other words the association of level of qualification achieved and self-reported health is not due to a confounding relationship of IQ and health.

In Sweden, Gerdtham and Johannesson (2001) estimate that the probability of being in good health is 0.89 for those with a university education, 0.86 for those with a high school education and 0.77 for those with less than a high school education. In the Netherlands two studies estimate the effect of education. Groot and Maassen van den Brink (in press, 2006) estimate the size of the coefficient for years of education on self-rated health to be -0.026 for men and -0.022 for women. Hurd and Kapteyn (2003) estimate that high school education is associated with an increase of 0.97 to 1.02 in the odds of maintaining excellent or very good health. More than a high school education is associated with an increase of 0.89 to 2.16 in the odds of maintaining excellent or very good health.

Mediating and moderating relationships

Analysis has also focused on the role of lifestyle in mediating the relationship between education and self-rated health. Using data from the 1995 US Aging, Status and the Sense of Control Survey, Ross and Mirowsky (1999) find that the association between education and perceived health is partially mediated by healthy lifestyles. Contoyannis and Jones (2004) confirm this result using data from the Health and Lifestyle Survey in Great Britain. They also find – accounting for individual unobserved heterogeneity in lifestyles – that the estimated effect of a lack of qualifications on self-reported health is – 0.06 percentage points, half the estimated effect when lifestyles were not included in the analysis. Thrane (2006) extended the analysis to account for the moderating effect of lifestyles on the education-health gradient. Using data from the 1998-99 cardiovascular screening survey in two Norwegian counties, the authors conclude that for Rogaland the education-health inequality may be partially explained by health inputs. However, for Nordland health inputs had a more noticeable effect on health among people with higher levels of education than among people with lower levels of education, supporting the hypothesis of a moderating effect of education in enhancing productive efficiency.

Other important mediators of the educational gradient in self-rated health have been explored by Marmot *et al.* (1998). They use data from the 1995 National Survey of Mid-Life Development in the United States (MIDUS), a representative sample of non-institutionalised persons aged between 25 and 74 living in the United States. Using multiple logistic regression (see glossary in Appendix 4.1) techniques, they find that for males, the four variables that make the largest contribution to explaining the education gradient in self-rated health are smoking, psychosocial work characteristics, perceived inequalities, and low control. These variables are also important for females.

Evidence on causality

The causal effect of education on self-reported health has been investigated by Arendt (2005) and Adams (2002). In Arendt's research, education is instrumented using the Danish school reforms that took place in 1958 and 1975. The reform in 1958 provided universal schooling to all children up to age 14 regardless of attainment. The 1975 school reform increased the minimum school leaving age to 16 years. Using data from the Danish National Work Environment Cohort Study (WECS), OLS results show that the odds ratios of having excellent health are 1.50 and 2.10 for men and 1.55 and 2.25 for women with thirteen and eighteen years of education comparing to those with only seven years of education, respectively. He further finds that when heterogeneity and endogeneity are dealt with as discussed above, the gradient between education and self-reported health becomes more than four times greater.

This last result is confirmed by Adams (2002). Using a sample of individuals born in the United States between 1931 and 1941, the author finds that for males, education is associated with an increase of 3.4, 4.1 and 2.1 percentage points in the probability of having good, very good or excellent health, respectively. For women, the association of education is 3.0, 3.8 and 2.3 percentage points higher probability, respectively. He uses compulsory education laws in effect from 1915 to 1939 in the United States to instrument for educational effects. Using IV estimation techniques, results show larger estimates of the effects of education. For men, the significant effect of education on having good health is 4.4 percentage points and for having excellent health 3.2 percentage points. For women, the effect of education on good health is 4.8, on very good health 6.3, and on excellent health 4.2 percentage points.

Summary

The causal effect of education on self-rated health appears to be substantial. Most evidence shows a clear educational gradient with respect to self-reported health, in which individuals with higher levels of education also report having better health. In Denmark, the gradient between education and self-reported health appears to be more than four times greater when estimated by IV methods. The odds ratio for men and women of excellent health can be up to 8 times higher for those with 18 years of schooling compared to those with only 7 years. In the United States, for individuals born between 1931 and 1941, education improves good rating of health for men from 81% to 84.4%. It also improves the probability of reporting excellent health from 24% to 27.2%. For women, the effect of education on good health is 4.8 percentage points (from 79.5% to 84.3%), on very good health 6.3 percentage points (from 54% to 60.3%), and on excellent health 4.2 percentage points (from 23% to 27.2%).

Recent studies have investigated the mediation and moderation effects of education on self-rated health. These studies investigate how education can mediate or moderate the effects of health inputs or lifestyles, such as smoking, exercise and diet, on health outcomes. Grossman (2005), however, cautions careful interpretation as the measures for these aspects may be endogenous and this could introduce complex biases into the analysis.

Intergenerational effects: children's health

This area of research is vast and complex and we do not intend to fully cover all the aspects of child health on which education may have an impact. We also leave aside the nature versus nurture debate, as it is difficult to measure a child's genetic endowment and because genetic endowment may also affect education. This topic remains a challenge for future research. Here we focus on the evidence looking at the effects of parental education on child mortality, anthropometric (see glossary in Appendix 4.1) measures, uptake of preventative health care for children, general child health, adolescence, and adult health.

Effects on child mortality

Evidence across countries and within countries shows a clear socioeconomic gradient for child mortality, *i.e.* lower child mortality rates for individuals in higher socioeconomic groups (WHO, 1999). Edwards and Grossman (1982) find that more than 80% of the differences in the child mortality between high-income and low-income US families can be accounted for by differences in socioeconomic status, in particular education. The coefficients for parents' schooling with respect to child mortality are larger than for income and remain statistically significant with the inclusion of controls for mothers' health and other socioeconomic background variables. Further analysis by Corman and Grossman (1985) has shown that the increase in white female schooling makes the largest contribution to the decline in white neonatal mortality between 1964 and 1977, about 0.5 deaths per thousand live births. Schooling is the second most important factor contributing to the decline in black neonatal mortality rate, about 0.7 deaths per thousand live births (the most important factor was abortion availability, 1 death per thousand live births).

Breierova and Duflo (2004) investigate the causal element of effects of education on mortality using IV. They use the Indonesian government's implementation of a primary school construction project in the years 1973-79 in their instrumental variables estimation. Specifically, they use the interaction between an individual's cohort and the number of schools built in his/her region of birth to evaluate the impact of the programme. Their results show that average number of years of education in the household has the effect of reducing child mortality by approximately 10 percentage points. Additionally, there is no significant difference in effect for husband's and wife's education. In other words, mother's and father's schooling have about the same negative effects on infant mortality. Although their findings are relatively robust to endogeneity bias, the authors recognise that their results could be driven in part by bias due to assortative matching (see glossary in Appendix 4.1).

Effects on child growth

There is a considerable body of evidence that parents' education impacts on child anthropometric measures. For example, Grossman and Joyce (1990) obtain a direct estimate of schooling on birthweight for blacks in New York City in 1984. Using a maximum likelihood probit estimation on a three-equation model, they find that black women who completed at least one year of college gave birth to infants who weigh 69 grams more than the infants of women who completed between 8 and 11 years of schooling. However, the role of education cannot be clearly determined from these results, as the impact of postsecondary education on the decision to give birth falls and the incremental benefit of a high school diploma becomes statistically insignificant when selectivity bias is corrected for.

In the United States, Meara (2001) finds that a rise in maternal education from 11-12 years is associated with a 1.37 percentage point decrease in the probability of low birth weight for white mothers, 1.1 percentage points for black mothers. A move from less than a high school degree to some college is associated with a 2.7 and 2.2 percentage point decrease in the probability of low birth weight for white and black mothers, respectively. When controls for mothers' health and health habits are added, the implied effects of maternal education fall by half for white mothers and three-quarters for black mothers. Anderson, Butcher and Levine (2003), using the NLSY, estimate years of schooling to be associated with a reduction of -0.004 percentage points in the probability of the child being overweight.

For less developed nations, Thomas, Strauss and Henriques (1991) estimate the effects of education on child height in Brazil in 1986, Wolfe and Behrman (1983) in Nicaragua, Glewwe (1999) in Morocco in 1991 and Alderman, Hentschel and Sabates (2003) in Peru in 1997. In general, these papers highlight the importance of mother's education as opposed to father's education in the provision of child nutrition. The papers also find that regional differences in educational effects may be large. For example in Brazil, a child's height (controlling for age and sex) increases by about 0.50 percentage points on average with each additional year of mother's education. In the urban sector, the effect of mother's education is almost half as large, 0.28 percentage points.

Another important intergenerational aspect of education is the effect on the uptake of preventative health care for children. Berger, Hill and Waldfogel (2005) use data from the NLSY with the inclusion of a large set of demographic controls and state fixed effects (see glossary in Appendix 4.1) controls, finding that having high school or some college is associated with a significant increase in the probability of having a "well baby" visit by

0.07 and 0.08 percentage points relative to mothers with less than high school education. For the indicator of the number of months that the child had a ‘well baby’ visit, education does not have a statistically significant association. Further results show that, compared with mothers with less than high school education, having some college or having completed college is associated with an increase in the likelihood of breastfeeding between 0.11 and 0.18 percentage points, respectively. When using the number of weeks the child was breastfed during the first year of life as an outcome, educational effects are only significant for women who completed a college degree.

In a population based study in Australia, Hull, McIntyre and Sayer (2001) found that a high level of education and occupation was significantly associated with poor vaccination coverage. Using data from the Australian Childhood Immunisation Register and the Australian Bureau of Statistics, results show that areas with higher levels of education and occupation had poorer coverage of Measles, Mumps and Rubella (MMR) in both urban and rural areas, and poorer coverage of diphtheria, tetanus and pertussis (DTP) in urban areas. A study based in Norwich, United Kingdom, found that delays in MMR vaccination were associated with both the mothers’ and the fathers’ educational levels (Reading, SurrIDGE and Adamson, 2004). Parents with higher levels of education are less likely to take up MMR vaccination for their children in Brighton (Poltorak *et al.*, 2005). However, in rural West Virginia, in the United States, Gore *et al.* (1999) found that differences in immunisation completion did not differ significantly on the basis of parental education and Berger, Hill and Waldfogel (2005) found no educational effects on the probability that the child would receive all his/her immunisations.

For other measures of child health, Edwards and Grossman (1982) find that the coefficients for parents’ schooling with respect to parents’ report of their child’s health, the allergy status of the child as reported by the parents, and the child’s periodontal index are 0.071, 0.045 and -0.131, respectively. Case, Lubotsky and Paxson (2002), using the 1988 US National Health Interview Survey (NHIS), find that children living with high-school-educated mothers and fathers are reported to be in better health than children of parents who did not finish high school. Wilcox-Gok (1983), using sibling and adoption data, find a U-shaped effect of mothers’ education on the number of days a child was missing from his/her usual activities due to illnesses or injuries.

Grossman (2005) indicates that in a longitudinal context, mother’s schooling dominates father’s schooling in the determination of some health outcomes in adolescents, controlling for health during childhood. This is the case for the effect of mother’s schooling on school absence due to illness in adolescence, controlling for school absences due to illness in childhood, and for the effect of mother’s schooling on obesity in adolescence, with obesity in childhood held constant. Finally, some interesting insights on the effects of education in the lifecourse are shown by Case, Fetig and Paxson (2005). Using the 1958 British National Child Development Survey (NCDS), results show that mother’s school leaving age is significantly associated with adult health, and this association becomes more pronounced with age. At age 23, there is little association with mother’s school leaving age and the cohort member’s health. However, by ages 33 and 42, maternal education becomes strongly, positively associated with better health status, with those cohort members’ whose mothers left school at 16 or 17 years of age experiencing the worst self-reported health. With respect to fathers’, the important variable seems to be his social class at the time of the cohort member’s birth.

Evidence on causality

Currie and Moretti (2002) estimate the effect of maternal education on birth outcomes using data from the US Vital Statistics Natality files for 1970 to 1999. They assess the importance of the following four channels – use of prenatal care, smoking behaviour, marriage, and fertility – in improving birth outcomes. They use the availability of colleges in the women's county in her 17th year as an instrument for maternal education, which is operationalised as years of schooling. The results of their longitudinal models indicate that an increase in education of one year would reduce the probability of low birthweight by about 0.5 percentage points. The effect on the probability of a preterm birth is smaller, 0.44 percentage points. The result of the changes-on-changes estimates indicate that mothers who increase their education between the first and second births reduce the probability of low birth weight and prematurity as well as increasing their use of early prenatal care and marriage probabilities. After demonstrating that the opening of new colleges is associated with increases in schooling, Currie and Moretti's find that the IV estimates are larger than the OLS estimates. An additional year of schooling reduces the likelihood of low birthweight and pre-term birth by about 1 percentage point. This result reflects the effect of education for women at the margin of college enrolment.

Chou *et al.* (2003) exploit a natural experiment to estimate the causal impact of parental education on children's birthweight in Taiwan. In 1968, the Taiwan government extended compulsory education from six to nine years, which required all school-age children (between 6 and 15) to attend elementary school for six years and junior high school for three years. To accommodate the expected increase in enrolment in junior high schools, the government opened 140 new junior high schools in 1968, a 70% increase. This education reform created the largest expansion in junior high school constructions and student enrolment in Taiwan. Their natural experiment exploits variations across cohorts in exposure to compulsory education reform and across regions in newly established school density. The authors estimate the impact of mother's education on child health by using cohort and newly established school density interactions as instruments for parents' education. Results suggest that mother's schooling has larger effects on child health outcomes than father's schooling. For mothers aged 0 to 11 in 1968, an additional year of mother's schooling reduces the probability of low birthweight, very low birthweight, and prematurity by 1.66 percentage points, 1.13 percentage points, and 1.65 percentage points respectively. The IV estimates are much bigger than the OLS estimates. An additional year of father's schooling reduces the probabilities of low birthweight, very low birthweight and prematurity by 1.28 percentage points, 0.88 percentage points, and 0.91 percentage points. When estimating the partial effects of mother's and father's education, results show that the mother's schooling remains significant. In this case, an additional year of mother's schooling lowers the probabilities of very low birthweight and prematurity by 0.7 percentage points and 1.28 percentage points, respectively.

Summary

Based on the evidence reviewed here we conclude that there is robust evidence to support the hypothesis of effects of parental education on child health. This is particularly robust for the case of mortality and anthropometric measurements. For the United States, Grossman, in collaboration with colleagues, has documented evidence that parents' years of schooling has a causal impact on children's health. He finds that the home context in general and mother's schooling in particular play an extremely important role in the

determination of child health. In terms of birthweight, IV estimates from Taiwan suggest that an additional year of mother's schooling lowers the probability of very low birthweight and prematurity by 0.7 percentage points and 1.3 percentage points, respectively. For the United States, Currie and Moretti (2002) estimate that a 12% decrease in the probability of low birthweight and a 20% decrease in the probability of pre-term birth between the 1940-50s and the 1980s can be attributed to increased maternal education.

It is important to highlight Grossman's conclusion that education is not the only factor that plays a role in the intergenerational transmission of advantage. Grossman suggests that the challenge for future research is to separate the causal links associated with genetic and behavioural factors that affect child health (2005, p. 63).

For uptake of preventative health care for children, we did not find consistent supporting evidence of educational effects. Education may be related to the likelihood of breastfeeding, but perhaps not with its intensity. Education has been shown to have positive, negative or null effects on the uptake of immunisations.

4.9. Effects on health behaviours

Risk factor 1: smoking

Associational evidence

There is a well-known correlation between smoking and education, with more educated people being less likely to smoke (Wald *et al.*, 1988). A number of studies have investigated whether this correlation remains significant after controlling for confounding factors. Using data from the US Department of Education's High School and Beyond, Sander (1998) tries to isolate the effect of schooling on smoking by young adults. Using tobit (see glossary in Appendix 4.1) estimation models on the number of cigarettes consumed and controlling for past smoking behaviour as well as income and parental education, results suggest a negative correlation between attending college and smoking. In an earlier study using the US General Household Survey (GSS), Sander (1995a) explores the relationship between education and smoking for five age cohorts (1986-1991), finding a statistically significant relationship between education and smoking for men and women of certain age groups only. For men, a negative relationship between schooling and education was found for ages 25-34 and 45-54. For women, a negative relationship was found for ages 25-44.

In a study of approximately 2 000 white female twins in the state of Virginia in the United States, Kendler *et al.* (1999) try to account separately for the genetic and environmental factors influencing smoking initiation and nicotine dependence. Using structural equation modelling in the longitudinal Virginia Twin Registry dataset, Kendler *et al.* find that controlling for a wide range of demographic, religious, personality and lifetime psychopathological characteristics, people with lower levels of education are more likely to initiate smoking. Amongst those who start to smoke, those with lower levels of education are more likely to become nicotine dependent. Their overall results suggest that while demographic factors such as education are more strongly associated with smoking initiation, personality traits more strongly predict nicotine dependence.

Escardibul (2005) uses data from Spain's National Survey of Health to investigate the relationship between education and the probability of smoking and smoking cessation, controlling for personal characteristics, previous health, and socioeconomic factors. Using logistic regression, the number of years of schooling has a positive and significant effect on the likelihood of smoking for men (about 11%) and women (about 28%). In terms of smoking cessation, schooling increases this probability by 8.4% for men but reduces it by 0.6% for women.

Evidence on causality

The evidence on the causal effect of education on smoking is robust to concerns about the identification of causality. Sander (1995b) uses family background, region and rural residence as variables to instrument for educational effects. Sander finds that schooling has a positive effect on the odds that men and women quit smoking. The magnitude of the effect is large. For example, the odds that men with 16 years of education quit smoking is approximately 0.10 percentage points greater than the odds that men with 12 years of schooling quit. However, the reliability of these instruments is questionable, as these may be correlated with smoking behaviour.

De Walque (2004) focuses on the impact of education on smoking initiation and smoking cessation in the United States. He uses retrospective data from the National Health Interviews Surveys (1940 to 2000) and instruments for schooling effects using the draft avoidance during the Vietnam War for college graduates, in a quasi-experimental, instrumental variables framework. He finds that education affects the decisions to smoke and to stop smoking. Results from OLS suggest that one year of college education decreases smoking prevalence by 4.0 percentage points and increases the probability of smoking cessation by 4.1 percentage points. When controlling for family income, the instrumental variable estimates are very close to the ordinary least square estimates, decreasing smoking prevalence by 3.8 percentage points and increasing the probability of smoking cessation by 5.0 percentage points.

As always with IV, the results must be interpreted as Local Average Treatment Effect (LATE), biased toward those for the group most affected by the policy reform, in this case individuals at the margin of college enrolment.

Currie and Moretti (2002) estimate the effect of maternal education on the probability of smoking during pregnancy using data from the US Vital Statistics Natality files for 1970 to 1999. They use the availability of colleges in the women's county in their 17th year as an instrument for maternal education, which is operationalised as years of schooling. OLS results show a positive impact of higher education on the incidence of smoking. An additional year of education reduces the probability of smoking during pregnancy by 3 percentage points. The IV estimate of the effect of schooling nearly doubles and remains significant. The reduction in the probability of smoking during pregnancy is 5.8 percentage points. The IV estimate is biased toward the effect of education for women who would not have gone to college had it not been for the fact that a college opened in their county of residence.

Arendt (2005) estimates the effects of education on the probability of never smoking using IV estimation methods. He uses the Danish school reforms of 1958 and 1975 to instrument for educational effects. The 1958 school reform abolished the partition of preschool and middleschool and all children received the same 7 years of schooling. The 1975 reform raised the minimum school leaving age from 7 to 9 years of education. Using simple logit (see glossary in Appendix 4.1) models, results show that an additional year of schooling significantly increases the probability of never smoking for men (0.08) and women (0.06). The inclusion of random effects (see glossary in Appendix 4.1), to control for individual time-invariant heterogeneity, increases the size of the estimated parameter, from 0.08 to 0.72 for men, and from 0.06 to 0.09 for women. Finally, he finds that the estimated parameter from IV is larger than the one obtained by logit estimation (1.43 for men and 0.80 for women), implying that the causal effect of education could be larger than the association found in regression analysis.

Mediating and moderating relationships

Kenkel (1991) explores how the relationship between schooling and consumption of cigarettes is mediated by health knowledge. Using the 1985 US Health Interview Survey and tobit estimation, results suggest that part of the relationship between schooling and the consumption of cigarettes is explained by differences in health knowledge. However, most of schooling's effects on cigarette consumption remains after differences in knowledge are controlled for. The results also indicate a moderating effect of health knowledge on educational effects, in that the more health knowledge a person has the more schooling matters.

Summary

From evidence using IV methods we conclude that education has substantial effects on smoking initiation and cessation. Empirical analyses have shown that the effects of education remain after the introduction of controls for prior health, socioeconomic background, and health knowledge.

Instrumental variables results also indicate robust effects. Results for smoking prevalence and smoking cessation suggest larger effects of an extra year of schooling at higher levels of education, mainly at the level of university graduates. In the United States, for individuals born between 1937 and 1956, one year of college education decreases smoking prevalence by 3.8 percentage points (from a mean value of 52%) and increases smoking cessation by 5 percentage points (from a mean value of 46%). For women at the margin of college enrolment, being able to enrol in college and stay for a minimum of two years decreases the probability of smoking during pregnancy by 5.8 percentage points. This is a large effect if we consider that on average 7.8% of the women in the sample smoked during pregnancy. In Denmark, years of schooling also increase the probability of never smoking. In term of smoke initiation, US results suggest that women with lower levels of education are more likely to initiate smoking.

Risk factor 2: alcohol consumption

Associational evidence

Several studies have found a correlation between the level of binge drinking and the level of education. Using logistic regression analysis, Tien, Schlaepfer and Fisch (1998) find that years of schooling are negatively related with extreme alcohol use (either seven drinks a day for at least 2 weeks or drinking a fifth of liquor or 20 beers in 1 day), controlling for gender and age. For the Netherlands, Droomers *et al.* (1999) find that excessive alcohol consumption (more than six glasses on 3 days or more days a week or more than four glasses on 5 or more days a week) was more common among lower educational groups. In adolescence and young adulthood, poor school achievement and dropping out of school have been shown to be related to higher levels of binge drinking in Finland (Laukkanen *et al.*, 2001).

Droomers, Schrijvers and Mackenbach (2004) describe educational differences in starting excessive alcohol consumption during six and half years of follow-up among an adult, initially alcohol-consuming Dutch population. Data were obtained from the longitudinal study on socioeconomic health differences in the Netherlands (GLOBE

Study). The study provides a unique opportunity to study educational differences in alcohol consumption given that it collected extensive information on educational background, alcohol consumption, psychosocial and material stressors, and lack of social resources. Results show that individuals with lower levels of qualifications were more prone to start excessive alcohol consumption during the follow-up period (almost three times more likely to start excessive alcohol consumption compared to the group that completed higher vocational schooling or university). This result is robust to the inclusion of indicators for stressors (*e.g.* financial difficulties, unemployment, poor self-rated health) and vulnerability (*e.g.* lack of social support). In another Dutch Study using the Risky Lifestyles in Rotterdam Survey, Van Oers *et al.* (1999) find that even though there is a higher prevalence of drinkers at higher educational levels, there was a significantly higher prevalence of excessive drinking by men with the lowest education, although they found no significant results for excessive drinking by women.

Moreover, Droomers, Schrijvers and Mackenbach (2004) found that both educational differences in exposure to stressors (measured by financial problems) and vulnerability (measured by low social support) contributed to the educational differences in starting excessive alcohol consumption and explained 23% of the educational variation in starting excessive alcohol consumption. However, remaining educational differences were still statistically significant.

Kuntsche, Rehm and Gmel (2004) give an overview from a European perspective on factors associated with binge drinking. For the particular case of socioeconomic factors, they conclude that:

“socioeconomic conditions clearly affect binge drinking. The mechanisms seemed to vary with age. Ceteris paribus, the more financial resources available for adolescents in high price countries, or the cheaper the alcohol, the higher the binge rates. However, more studies from different countries are needed to draw a clearer conclusion. Economic stress, for example unemployment, and a low level of education led to more binges in adult populations” (p. 117).

Lundborg (2002) investigates the determinants of youth drinking behaviour in Sweden focusing on the effects of having received education about alcohol, narcotics and tobacco. Using a cross-sectional survey data on 833 individuals aged 12-18 years, educational effects were estimated for participation in drinking, frequency of drinking, intensity of drinking and binge drinking. Separate analyses were conducted for beer, wine and spirits. In general, results show that having received information about alcohol had little effect on drinking behaviour. This is in accordance with other studies that have found school-based drug and alcohol information to be inefficient in reducing drinking behaviours (Gichrist, 1994; Foxcroft, Lister-Sharp and Lowe 1997; White and Pitts 1998). Wechsler *et al.* (1994) suggest that heavy alcohol use is not predominantly a behaviour that is learned in college. Consequently, programmes that address alcohol use among college students need to focus on early detection and intervention rather than primary prevention.

Summary

Even though there is a higher prevalence of moderate alcohol use at higher educational levels, higher prevalence of excessive drinking is associated with low education. The evidence in this area suggests a strong association between low levels of education and binge drinking. Results using a longitudinal study in the Netherlands

indicate that “individuals with lower levels of qualifications were almost three times more likely to start excessive alcohol consumption than individuals with university a degree”. This result is robust to the inclusion of several confounding variables such as income, employment, housing and neighbourhood characteristics, financial difficulties, perceived general health, measures of locus of control, coping styles and social networks. However, the causality of this relationship has yet to be robustly tested.

Risk factor 3: obesity

Obesity is measured by the body mass index (BMI), also termed Quetelet’s index, and defined as weight in kilogrammes divided by height in meters squared (kg/m^2). According to the World Health Organisation (1997) and National Heart, Lung, and Blood Institute, National Institutes of Health (1998), a BMI value of between 20 and 22 kg/m^2 is “ideal” for adults regardless of gender in the sense that mortality and morbidity risks are minimised in this range. Persons with $\text{BMI} > 30 \text{ kg}/\text{m}^2$ are classified as obese.

Associational evidence

In developed countries, the negative relationship between education and adult obesity has been reviewed by Sobal and Stunkard (1989). More recently, Chou, Grossman and Saffer (2004) explore the factors that may be associated with an increase in obese adults in the United States since the late 1970s using data from repeated sweeps of the Behavioural Risk Factor Surveillance System for the years 1984 to 1999. The outcome variables are BMI and a categorical variable indicating whether the person is obese. Education is measured as a categorical variable indicating whether the person had some high school education, completed high school, some college education, and completed college. Further controls in the analysis were state level measurements of per-capita number of fast food restaurants, the price of meals in different types of restaurants, food consumed at home, cigarette and alcohol consumption, and clean air laws. Results indicate that education has a negative impact on BMI and the probability of being obese. There is little evidence, however, that the schooling effect falls as the amount of schooling raises between completion of high school and attending college but not graduating. That is, having high school education reduces the BMI by 0.50 and attending college but not graduating reduces BMI by 0.57, compared to having less than high school. The larger effect is for college graduates, as this is associated with a reduction of -1.50 on the BMI. The estimated model is used to predict how much each of the factors is associated with the rapid increase in obesity in the United States. Education predicts a small decrease in obesity, suggesting a protective role of education against the risk of obesity. From a total BMI change of 2.4 points, education predicts only 0.06 points.

Kan and Tsai (2004) investigate the relationship between obesity, as measured by the BMI, and obesity health risk knowledge at the individual level. By obesity health risk knowledge the authors refer to an individual’s awareness of the harmful consequences that obese people may be likely to face. Their empirical evidence is based on data from the Cardiovascular Disease Risk Factors Two-Township Study (CDVFACTS) in Taiwan. Education, measured as years of schooling, is introduced into the analysis as a control. Using quintile regression (see glossary in Appendix 4.1) techniques, results suggest that for males the relationship between obesity health risk knowledge and BMI is positive and statistically significant below the mid-range of the BMI distribution. It becomes almost negligible around the upper percentiles, and significantly negative at the extreme right tail

of the BMI distribution. That is, the negative relationship shows up for individuals who are extremely overweight. The results indicate that, conditional on all other regressors, males around and below the medium of the BMI distribution are less likely to be overweight if they possess more health risk knowledge. For females, the health risk knowledge effect fluctuates around zero. Their results also show that education is significantly associated with the BMI distribution for males, except for the 80th to 95th percentile. For females, education has a significant effect on BMI on the upper percentile of the distribution.

Evidence on causality

Instrumental variables estimation techniques have been utilised to investigate the causality of education. In Sweden, Spasojevic (2003) uses the 1950 Swedish comprehensive school reform to instrument educational effects on BMI. The 1950 Swedish comprehensive school reform was implemented in stages and by municipal areas. Consequently, people born between 1945 and 1955 went through two different school systems, one of which required at least one more year of schooling. Her results only apply for men born between 1945 and 1955. Using data from the Swedish Level of Living Survey, OLS results show that education is associated with an increase in health as measured by BMI in the healthy range. Attending school for one additional year increases one's probability of having BMI in the healthy range. Using instrumental variable estimation techniques results show that an additional year of schooling for men improves the likelihood of having BMI in the healthy range. The educational coefficient increases from 0.014 using OLS to 0.118 with IV, controlling for income, cohort and regional effects, family background and other individual and childhood characteristics. Additionally, the educational coefficient equals 0.145 and is significant at 10% after accounting for income effect on health. This means that for men born between 1945 and 1955, the additional year of education had a significant impact on having BMI in the healthy range.

Arendt (2005) estimates the effects of education on BMI using a panel data to deal with heterogeneity and instrumental variables estimation techniques to deal with the endogeneity of education. He uses the Danish school reforms of 1958 and 1975 to instrument for educational effects. Results using OLS estimation suggest that an additional year of education is associated with a decrease of 0.207 and 0.173 in BMI for men and women, respectively. When random effects are introduced to control for time-invariant heterogeneity, the estimated effect of education increases, and the reduction in BMI is 0.232 for men and 0.188 for women. Finally, using instrumental variables, education has a causal, and significant, impact on reducing BMI by 0.355 for men. For women, the estimated reduction is not statistically significant. Men affected by this reform have almost half a year longer education, while women have a third of a year more than those not affected by the reform. This additional half year of education had a causal impact on the reduction of BMI for men.

Summary

Associational evidence shows a negative, non-linear relationship between education and obesity such that more education is associated with less obesity. For example, in the United States, BMI levels are similar for graduates from high school and some college education but substantially lower for those who completed college. In Taiwan, years of

schooling are negatively associated with obesity but not across the whole BMI distribution and with interesting gender differences.

The causality of education on obesity has been tested by two empirical studies using IV methods. In Sweden, for the cohort of men born between 1945 and 1955, an additional year of schooling improves the likelihood of having BMI in the healthy range (*i.e.*, BMI greater than or equal to 18.5 and lower than 25) by 12 percentage points (from 60% to nearly 72%). In Denmark, education has a significant, causal, protective impact on BMI for males. In both studies, the effect of years of schooling on BMI is greater for IV estimates than when estimated by OLS.

Risk factor 4: nutrition – fruit and vegetable intake

Associational evidence

It is generally agreed that food-related behaviours are determined by the interplay of many factors, one of which is education. In the United States, Ippolito and Mathios (1990) explored the determinants of the amount of fibre per 10 ounces of cereal consumed by individuals. Using data from the US Department of Agriculture's Continuing Survey of Food Intakes, they find that individuals' years of schooling completed has a significant and positive effect on fibre intake from cereal. Schafer *et al.* (1999), using a sample of 155 married couples in one US state, find that age and education appeared to be the strongest factors contributing to the intake of fruit and vegetables. In Tromsø, Norway, Jacobsen and Nilsen (2000) investigate the relationship between education and the intake of fat, fibre, beta-carotene and vitamin C. Using data on individuals aged 25 to 69, results show that for women, the intake of fats and cholesterol was negatively related to years of schooling. Both men and women's schooling was associated with increasing fibre intake. Finally, years of schooling were also associated with the intake of fruits and vegetables, which are rich in beta-carotene and vitamin C. For men, the age-adjusted difference between those with less than 10 years of schooling and those with over 16 years of schooling in beta-carotene consumption is 1.3 milligrams per 10 units of energy (each unit of energy equals 0.2388 calories). For women this difference is 1.1 grams per 10 units of energy. The age-specific educational differences in intake of vitamin C for men and women are 14 and 12 milligrams per 10 units of energy in men and women, respectively.

Irala-Estévez *et al.* (2000) provide a systematic review from surveys of food habits across 15 European countries to evaluate the differences in the consumption of fruit and vegetables between groups with different educational levels. Dietary assessments were classified using food frequency questionnaires from 24- and 48-hours dietary recalls. The statistical method used to evaluate these differences was meta-analysis (see glossary in Appendix 4.1). Using nationally representative surveys of adults (18 to 85 years), results were that the difference in the intake of fruit was 24.3 gr/person/day (95% CI 14.0 ± 34.7) between men in the highest level of education and those in the lowest level of education. Similarly, this difference was 33.6 gr/person/day for women (95% CI 22.5 ± 44.8). The differences regarding vegetables were 17.0 gr/person/day (95% CI 8.6 ± 25.5) for men and 13.4 gr/person/day (95% CI 7.1 ± 19.7) for women. It is difficult to contextualise these estimates as the amount of proteins, vitamins, fats, fibre, varies depending on the kind of vegetables and fruits consumed. However, an example can be provided in terms of intake of calories in three different fruits. The average intake of calories in 100 grams

of bananas, apples and pears is 86 calories. The difference between men with higher levels of education and lower levels of education in daily calories intake will be 20 calories of these fruits.

Evidence on causality

In countries with low social inequalities, such as Finland, differences in food habits by educational background may be diminished. Roos *et al.* (1998) examine the determinants of food behaviour using the Finnish data from the FINMONICA Risk Factor Survey. Food behaviour was measured by an index including six food items which were chosen based on Finnish dietary guidelines. The food behaviour of men and women with a higher educational level (13 years of more) was more closely in line with the dietary guidelines than that of those with a basic education only (less than 9 years). For men, the odds ratio of behaving in accordance with the dietary guidelines were 31% and 84% higher for secondary schooling and higher education, respectively, compared to basic education. For women, these odds were 30% and 60% for secondary education and higher education compared to basic education, respectively. Mikkilä *et al.* (2004) investigate childhood and adulthood determinants of nutrient intake using a longitudinal study, the Young Finns Study in Finland. Nutrients selected for further examination were those implicated in the risk of cardiovascular disease: saturated, monounsaturated, polyunsaturated and n-3 fatty acids, fibre and salt. An index describing the quality of adult diet was constructed. Multivariate logistic regression was used to identify independent childhood and adult determinants of the quality index. Individuals' level of education, measured as years of schooling, had no significant influence on the quality of adult diet controlling for the quality of childhood diet. This finding can be interpreted as suggesting that levels of education are not associated with changes in the quality of the diet from childhood to adulthood.

Variyam, Blaylock and Smallwood (2002) explore the distribution of macronutrient intake, measured as intake of total fat, saturated fat, cholesterol and fiber, among US adults. Their model estimates the quantity of nutrients consumed as a function of a person's socio-demographic and anthropometric characteristics. To control for unobserved heterogeneity and fixed effects, they include income, household size, region, urbanisation, age, height, weight, race, ethnic origin, survey year and season. Using data from the US Department of Agriculture's 1994-1996 Continuing Survey of Food Intakes by Individuals (CSFII), findings show that an additional year of education reduced men's saturated fat intake by 0.52 grams at the 90th percentile, where intake exceeds the recommended daily allowance (RDA), as opposed to a reduction of 0.18 at the conditional mean. With regard to cholesterol intake, the reduction was larger at the upper quantiles, while for fiber, the effect of education was more uniform. For women, only the results for fiber intake were significant, with the largest effect at the 50th percentile, although the increase at the conditional mean was greater.

Intervention evidence

Several interventions have been put forward to change food habits (see, for example, Dixon *et al.*, 2004, for an intervention in Australia and Devine, Farrell and Hartman, 2005, and McCamey *et al.* (2003), for interventions in the United States). Education, among other socioeconomic factors, is one of the reasons why individual's food habits change (Wahlqvist, 2000). For example, using a survey of adults in 15 members states of

the European Union, Kearney *et al.* (1997) find that overall as education level decreases, the percentage of subjects agreeing with the statement “I do not need to make changes to the food I eat, as it is already healthy” increases. However, when analysing responses within countries results were different. The proportion of individuals agreeing with the statement was independent of education in Greece, Finland, Germany and Portugal. In the other countries the gradient remained.

Summary

There is a strong correlation between education and food-related behaviours. In Finland, for males, the odds ratio of being in accordance with the dietary guidelines were 31% and 84% higher for those with secondary schooling and higher education, respectively, compared to those with basic education. For women, these odds were 30% and 60%. In Norway, the age-adjusted difference between men with less than 10 years of schooling and men with over 16 years of schooling in consumption of beta-carotene is 1.3 milligrams per 10 units of energy (or per 2.388 calories). For women this difference is 1.1 grams per 10 units of energy. The age-specific educational differences in intake of vitamin C for men and women are 14 and 12 milligrams per 10 units of energy, respectively.

More robust quantitative evidence has found that educational effects are gender-specific and depend on the measurement of nutrient intake. A study in the United States looking at the distribution of micronutrient intake finds that education has an effect on reducing saturated fat intake for men only, whereas for fibre intake educational effects were more uniform between men and women. Moreover, results from a Finish longitudinal study show that levels of education are not significantly associated with changes in the quality of the diet from childhood into adulthood.

A key limitation has been the cost of collecting large sample data on food consumption and nutrient intake.

Risk factor 5: physical inactivity

Associational evidence

Regular physical activity has been demonstrated to promote longevity, reduce morbidities, and facilitate well-being. Still, large inequalities remain in terms of the amount of exercise by adults of different educational attainment (Wadsworth, 1997a). Using the 1985 US Health Interview Survey and tobit estimation, Kenkel (1991) shows that an additional year of schooling increases the amount of exercise per two weeks by thirty four minutes, after controlling for health knowledge and other individual characteristics. Ross (2000), using the 1995 US Community, Crime and Health survey and OLS, finds that an additional year of schooling increases weekly exercise by 5% (from a mean level of 2.9 days per week) and increases the number of days walked per day by 6%, from an average of 3.2 days per week (this result is only significant at the 10% level). At the aggregate level, the proportion of individuals with a college degree in the neighbourhood is positively associated with walking, which may indicate that individuals feel secure to walk in the streets in areas with a high proportion of college graduate. In Sweden, Frisk *et al.* (1997) find that the level of education and general

awareness of the importance of a healthy lifestyle positively influenced the likelihood that these women would be physically active on a regular basis.

Evidence has shown that the exercise habits are different for men than for women and that educational effects may be gender-specific. Leigh and Dhir (1997), using the Panel Study of Income Dynamics (PSID), find a strong, positive, statistically significant relationship between years of schooling and exercise for men but not for women. Using an ecological approach, Grzywacz and Marks (2001) explore the independent effects of education on exercise and the moderating effects of education on gender-specific exercise by adults. Using data from the National Survey of Midlife Development in the United States and OLS estimation, results show that the slope between years of schooling and amount of exercise varies depending on age and gender. Exercise is measured by the amount of strenuous physical activity that people engage in, which ranges from several times a week (a value of 6) to never (a value of 1). Education has larger associations with exercise for older individuals. Age decreases the likelihood of engaging in vigorous physical activity by 2.3%, reducing the mean level from 4 to 3.9 for each additional year. However, the interaction between age and education increases vigorous exercise by 0.3% (from 3.94 to 3.96). Similarly, older women are 65% less likely to engage in exercise. Over time, education impacts negatively on the likelihood that older women engage in exercise. For men, however, the opposite holds. Over time, men with higher levels of education tend to exercise more than men with lower levels of education. One possible explanation for this is changes in job characteristics, with low-skilled jobs becoming less physically demanding whereas high-skilled jobs are providing more flexible working times that allow individuals to exercise.

The effect of adult learning on health is a little researched area. One of the few exceptions is Feinstein *et al.* (2003). This study uses the 1958 British Cohort to investigate the effects of work-related, vocational, academic, leisure oriented and other types of adult learning courses on a variety of health outcomes, which includes an indicator of whether or not people increased their level of exercise between age 33 and 42. Using fixed effects models, results show that participation in adult learning has positive effects on exercise. Results show that 38% of adults with the characteristics of learners would increase their level of exercise between 33 and 42 without taking any courses. The estimated effect of taking three to ten courses is 7% points, increasing this percentage from 38% to 45%. This represents an increase in the chance of exercising by a factor of almost a fifth.

Based on a systematic peer-reviewed literature review, using papers published between 1998 and 2000 with physical activity as an outcome (and including exercise and exercise adherence), Trost *et al.* (2002) conclude that education is among the most important socioeconomic predictors of exercise. Interestingly, twenty-four studies examined psychosocial resources as important mechanisms impacting on exercise. These factors may be outcomes of learning or mechanisms for educational effects on health behaviours. The authors conclude that attitudes, expectation of benefits, cognitive generalisations about the self in the context of exercise or physical activity, knowledge of health and exercise, self-efficacy, and motivations all correlate with physical activity. Self-efficacy in relation to physical activity, defined as a person's confidence in his or her ability to be physically active on a regular basis, emerged as the most consistent correlate of physical activity behaviour.

Summary

Overall, there is clear associational evidence of an educational gradient in the amount of physical exercise performed by individuals. In the United States, an additional year of schooling increases the amount of exercise per two weeks by 34 minutes, weekly strenuous exercise from 2.9 to 3.0 days per week, and walking from 3.2 to 3.4 days per week. In the United Kingdom, participation in adult learning is related to exercising more. Results show that 38% of adults with the characteristics of learners in the sample would increase their level of exercise between ages 33 and 42 without taking any courses. The estimated effect of taking three to ten courses is 7% points, increasing this percentage from 38% to 45%. This represents an increase in the chance of exercising more by a factor of almost a fifth. However, the size of the causal effect of education on exercise remains uncertain due to the lack of research using robust techniques for estimating causality.

The role of education goes beyond raising awareness of the importance of exercise, but also includes moderating the relationship between age, gender and exercise and between characteristics of the context and exercise. A study from the United States shows that 1 year of aging decreases the likelihood of engaging in vigorous physical activity by 2.3%, reducing the mean level from 4.04 to 3.94 as individuals age. However, the interaction between age and education increases vigorous exercise by 0.3% (from 3.94 to 3.96). Over time, education has a negative impact on the likelihood of older women engaging in exercise. For men, however, the opposite holds. These results indicate that interventions to increase physical exercise need to be sensitive to the age, gender and education of the target population.

Risk factor 6: illicit drugs

Associational evidence

The relationship between education and consumption of illegal drugs might be specific to the habit in question. For the case of marijuana use by young adults, Goodman and Huang (2002), using data from the National Longitudinal Study of Adolescent Health in the United States, find a significant relationship between parental education and marijuana use by adolescents. This relationship was only present for non-white teenagers and showed an inverse-U-shape, which indicates that marijuana use first increases with parental education but decreases at higher levels of parental education. However, Aughinbaugh and Gittleman (2004) using the NLSY79 and its young adult supplement do not find parental education effects. Using maternal education, maternal ability and maternal grandparents' education measured as the highest grade completed, and ability by the Armed Forces Qualification Test, results show that none of these educational variables are significantly associated with an indicator variable for ever smoking marijuana or with an indicator for smoking marijuana once or twice per week in adolescence.

Sander (1998) uses the longitudinal survey of high school students and probit models to estimate the likelihood of marijuana use, controlling for education, health knowledge, cognitive ability, income and parental education. Results suggest that although attending college is negatively correlated with using marijuana, there is virtually no effect of attending college on marijuana use when future education (a proxy for time preference) and past use are taken into account. Sander also finds no relationship between cognitive

ability and marijuana use. The results suggest that the observed association between schooling and marijuana use may be the result of a third variable, in this case time preference, affecting both schooling and marijuana use.

For the case of more addictive drugs, Goodman and Huang (2002) find a weak, inverse linear relationship existed only between education and cocaine use among white non-Hispanic teenagers (mean change for education, -0.013; 95% CI, -0.026 to -0.0004). Johnson *et al.* (1995) investigate the predictors of heroin use by age 32 using a sample of African American adults living in a poor community of Chicago. Using simple correlations, results show that heroin use by age 32 was correlated with age 16 inhalant use, marijuana use, alcohol use, cigarette use and low education. Low socioeconomic status or poor neighbourhood during adulthood was not associated with heroin use. After adjustment for other factors, alcohol and cigarette use were no longer significant, but inhalant use, marijuana use and low education were still significant.

Miech and Chilcoat (2005) use the US National Longitudinal Study of 1979 to investigate the influence of maternal education on adolescents' drug use or the reverse causality proposition, from maternal drug use to adolescent achievement. The results indicated that adolescent drug use became more concentrated in families with low maternal education during the 1980s and 1990s. Adolescent use of cocaine and marijuana by age 17 was actually more prevalent among families with higher levels of education in the mid 1980s, but the prevalence changed over time so that by 1998 cocaine use was significantly more prevalent among families with lower levels of education, while marijuana use was not related to maternal education. The results indicate that inter-generation change in cocaine and marijuana use resulted almost entirely from the influence of mother's education on adolescence drug use.

Summary

Education effects on illegal drug use are difficult to estimate clearly in quantitative studies. The main reason for this is that adolescence is both an important stage in the engagement in illegal drug use and also the period of learning and school attendance. Therefore, learning and use of illegal drugs are simultaneously determined which means that very good data are needed to estimate the inter-relationships. Moreover, education may have positive, as well as negative effects on drug use depending on the definition of education and the type of illegal drug used. There is a stronger negative association between education and heroine use in adulthood than between education and marijuana use in adulthood. However, it is difficult to establish the protective role of learning against future drug dependence because of the reverse impact of drug use on school drop out. This is particularly important for heroin use, as it could impact upon school drop out and the possibilities for learning. Therefore, the strength and nature of educational effects on illegal drug use remain uncertain.

Risk factor 7: sexual health

In this section, we review evidence on the direct effects of sex education programmes on reducing the risk of unsafe sex. This evidence comes mainly from programme evaluation in the United States. We also review evidence on the impact of education on reducing the risk of unplanned teenage parenthood, as this is one of the main outcomes of unprotected sex among adolescents.

Sex education programmes: intervention evidence

In addressing sexual risk-taking behaviours that effect sexual health outcomes such as HIV, STIs and unplanned pregnancy, the role education has largely been assessed in terms of targeted sex education programmes. The efficacy of these programmes to impact on risk-taking behaviour is debated. In the United States, Kirby *et al.* (2004) evaluated the “Safer Choices” intervention for its impact upon sexual risk-taking behaviours among different subgroups of high school students. The programme employed a range of activities that not only included the traditional information-based curriculum but added changes to the school organisation, a curriculum for staff, peer education, parental education and links between the school and the community. The programme aimed to reduce the number of students engaging in unprotected sex by reducing the number who begin or have sex in their high school years and by increasing condom use. Twenty schools in two sites were randomly assigned to receive the intervention or the traditional information-based curriculum. The trial followed 3 869 9th grade students for 31 months. Statistical analysis of the data included multi-level, repeat measures logistic and Poisson (see glossary in Appendix 4.1) regression. The Safer Choices programme did not appear to reduce the initiation of sex, but did significantly increase overall condom use. From the analysis of the subgroups it appears that the programme also had a significantly greater impact upon males, Hispanic students and high risk youth who were engaging in unprotected intercourse before the start of the intervention.

Tremblay and Ling (2005) analysed data on 14 to 22 year olds from the Youth Risk Behaviour Supplement of the 1992 National Health Interview Survey using multinomial logit analysis to determine the effects of AIDS education at school and at home on the sexual behaviour of young people in the United States. Data on 6 615 individuals were included in the study. AIDS education programmes reveal the risk and consequences associated with unprotected sex and provide information on safer sex. In this study, results from a multinomial logit model showed that AIDS education reduced the probability of engaging in sex without a condom in all subgroups except for young men. In contrast to the above study, AIDS education significantly increased the likelihood of condom protected intercourse for women. From these results, it appears that AIDS education reduces the potential for exposure to the HIV virus by encouraging safer sex practices.

Silva (2002) conducted a meta-analysis of 12 studies testing efficacy of school-based abstinence-only sex education interventions to delay the onset of sexual intercourse. Through pooling the results of standard deviations, t-tests, chi-squared test and significance levels from the 12 pieces of primary research, the synthesis found a very small overall effect on abstinence behaviour. Neither abstinence-only interventions nor interventions that included information on contraception appeared to significantly increase abstinence. Parental participation in the education programme and the percentage of females included appeared to significantly moderate the relationship between the intervention and effect sizes of abstinence behaviour in both univariate tests and the multivariate model. However, the reliability of this meta-analysis was limited by the lack of information in the primary research literature. The author was constrained by a lack of data on the treatment of potential confounders that are known to influence sexual activity in the primary research and the general quality and quantity of experimental research in this area. Thus, the results of the meta-analysis are to be considered with caution.

Teenage motherhood

Education affects the timing of motherhood for women through two main channels. First, education increases the opportunity cost of having children. Women with higher levels of education spend longer in schooling and delay marriage and childbearing. High educational attainment could increase future earnings and subsequently increase the opportunity cost of having children. Secondly, education increases women's agency, ability or sense of power to take control of their lives, empowering them over the choice of fertility, partly through effects on self-esteem and aspirations, but also through changes in life possibilities. This may lead many women to delay child rearing into later adulthood.

Empirical studies show that women with low levels of educational qualifications tend to have children younger than their better educated counterparts (Rowlingson and McKay, 1998). Statistics from the UK Labour Force Survey show that less than a third of women with degrees had children by the age of 30 compared to four fifths of women with no qualifications. The correlation is clear but this may be driven by a number of underlying causal processes, which make it problematic for empirical analysis to unpack the causal relationship between education and fertility.

The main difficulty in estimating the causal effect of education is the reverse causality of fertility on education (Hobcraft, 1998). The presence of a child could prevent mothers attending school and, consequently, decrease the likelihood of high school completion. Therefore fertility would cause low educational attainment. In order to deal with the problem of reverse causality, Hobcraft estimates the effect of early educational tests scores on the likelihood of becoming a teenage parent, using normalised tests of educational attainment at ages 7, 11 and 16 added together into a single variable. For both males and females, the odds of becoming a young parent – either a father before the age of 22 or a teenage mother – are more than three times higher for children attaining the lowest reading and maths test scores than children with the highest test scores. However, this is an effect of low cognitive attainment or ability not of educational participation.

Ermisch and Pevalin (2003) investigate the family background and childhood factors that are associated with teenage pregnancy using two longitudinal datasets: the BCS70 and the BHPS. Mother's education, measured as an indicator variable for having any qualifications above O-Level – which is roughly equivalent to secondary education – have strong effects on the likelihood of becoming a teenage mother even after addressing reverse causality issues by controlling for a large range of child specific and family measures later in childhood. Their results show a consistent association between low parental education and high likelihood of teenage pregnancy both in the BCS70 and in the BHPS.

Not only qualifications, but school experience, positive or negative, can potentially impact upon sexual risk-taking behaviour and teenage pregnancy. Bonell *et al.* (2005) consider the relationship between dislike of school and sexual risk-taking behaviour and pregnancy using longitudinal data on girls between the ages of 13 and 16 in schools in central and southern England. As part of a cluster trial on sex education, baseline and two waves of follow-up data were collected from 27 mixed comprehensives randomly selected to either receive the sex education intervention or to serve as a control. Even after adjusting for measures of socioeconomic status, expectation of parenting, lack of expectation of education/training, and lack of knowledge or confidence about sexual health information, girls who disliked school were twice as likely to become pregnant in their teenage years. This research does not demonstrate a causal relationship, but rather

highlights the strong relationship between attitude to school and risk of teenage pregnancy.

Summary

The efficacy of targeted sex education interventions on risk-taking behaviour is debated. Programmes seem to be effective at increasing condom use, but not at reducing the age for initiation of sex. Programmes have not been particularly effective in increasing abstinence. There are key elements of programmes that appear to increase behaviour change, such as parental involvement. What seems to be most important in increasing the efficacy of sex education programmes is not so much increase in information, but appropriate design and delivery of the programme.

Unplanned teen parenthood is one of the most common outcomes of unprotected sex. Education is an important protective factor against the risk of teenage parenthood. Education raises awareness about the importance of safe sex, future orientation and planned decisions. But in empirical analysis, several problems remain in this area. The most difficult is that of identifying causality. There are many unobserved or unobservable factors that may affect both education and mother's age, for example labour market ambition. Women with high levels of economic ambition may tend to both choose higher schooling and delay childbearing, leading to an association of education and age of mother that is in fact due to labour market ambition.

Service use

The provision of high-quality health services remains one of the top priorities for governments around the world. To achieve this aim in Britain, for example, Wanless (2002 and 2004) suggests that the government's strategy should be based on improvements in the supply of health services together with reductions in the demand for health care. Yet not just in Britain, there is a tendency for governments to concentrate on the expansion of the supply of health services, leaving the level of demand for health care services to be determined by other factors.

In this section, we define service use in a general sense to include not just the uptake of services per se in terms of quantity of resources used but also in terms of the efficiency of service use. For this reason, we present evidence on the effects of education on three elements of service use, namely the responsive element, the preventative element and in terms of the management of chronic or disabling conditions. Yet, the role of the uptake of health services in this model is not straight-forward. To the extent that education improves health it reduces the uptake of *responsive* services in a socially optimal way. On the other hand, to the extent that education increases the uptake of preventative health it leads to short term costs with longer term savings.

The key issue here is that education has been found to have an effect on health via the adoption of health related practices, raising awareness of health information, and increasing personal resilience to effectively cope with difficulties or stress inducing circumstances. Certain aspects of education improve the ways in which individuals understand their health situation, express their symptoms, and communicate with the health practitioner (see Hammond, 2003). More education can either increase or decrease the demand for treatments.

Education may improve access to services if it enhances the inclusion of individuals in society and provides the means and incentive for individuals to know and demand their rights to receive health care from the government. As LeGrand (1982) points out, even with public provision of health services, access is biased toward the better educated groups which possess superior information about and greater willingness to claim their entitlements.

Responsive health care

The relationship between education and health service utilisation depends on whether utilisation is considered in terms of access to primary care, specialist care, hospitalisation, social care, and utilisation of the emergency care services.

Evidence on access to primary care

For access to primary health care, ten Have *et al.* (2003) find that people with more education are less likely to use primary care for mental health problems in Denmark. Similarly, Schellhorn *et al.* (2000) show that in Switzerland, old people with a higher educational degree register 18% fewer visits to a primary physician than old people with lower levels of education.

On the other hand, Dunlop, Coyte and McIsaac (2000) considering a one-year period in Canada, find that conditional on actual health status men and women with higher levels of educational attainments were more likely to take advantage of access to General Practitioner (GP) services, leading to long-run health benefits. Windmeijer and Santos Silva (1997) find a more complex relationship in Britain as individuals with higher vocational degrees and teaching and nursing degrees, given the level of health and ill-health, are less likely to visit the GP than individuals with qualifications below O-Levels. However, individuals with higher academic qualifications, university degree or higher, are more likely to visit the GP than individuals with lower qualifications, conditional on health status. In the United States, Deb and Trivedi (2002) find that years of schooling are positively related to the number of contacts with a physician and also to the number of outpatient visits with a physician or other health professional.

Evidence on access to specialist care

For the case of specialist use, results for Switzerland, Denmark and Canada show an increase in specialist use by those with more education. In Switzerland, for example, higher education leads to a sharp increase in specialist utilisation by 45% (Schellhorn *et al.*, 2000). Under a publicly provided, universal health care system, a referral to the specialist should be made on the grounds of health need. However, the finding of disparities in access to specialists suggests that individuals with lower levels of education may be less able to indicate their preferences or need for care. It also suggests that individuals with higher levels of education can access the service more effectively, and perhaps better claim specialist care from the public health service.

Evidence on access to hospitalisation

Geil *et al.* (1997) investigate the factors determining the demand for hospitalisation in Germany. Using the 1984 to 1989, 1992 and 1994 sweeps of the German Socioeconomic

Panel, their results suggest that having at least secondary education, having a degree from a university or college, and having passed a vocational training were not significant predictors of hospitalisation for either males or females.

In contrast, and by the use of more robust IV techniques and a clear definition of the health symptom that lead to hospitalisation, Arendt (2004) estimates a causal effect of education. He uses the Danish school reform that took place in 1958 to instrument for educational effects on the demand for hospitalisations if nutritional, heart, circulatory, digestive or respiratory diseases occurred. He also investigates the effects of education on the number of days in hospital given that hospitalisation had occurred. Using data from the Danish National Register of Patients, IV results show that educational attainment beyond primary schooling significantly reduces hospitalisation by 1.9 percentage points for women and by 1.5 percentage points for men (which correspond to relative effects of 39.7% and 32.2%, respectively). Once hospitalised, there are no significant differences in the number of days in hospital for men with and without education. But women with more education have more number of stays in hospital once hospitalised (5% more days). The estimated effect can be given a useful interpretation as a Local Average Treatment Effect (LATE). Individuals most likely to be affected by the 1958 reform are mainly low income people in rural areas, particularly girls. Therefore, this provides evidence that education has an effect on reducing hospitalisation mainly for those with low educated. One possible interpretation for the higher number of stays in hospital for more educated women once hospitalisation occurs is that it reflects a higher demand for health care and more efficient use of follow up services once hospitalised.

Evidence on access to social care

Arkes (2004) investigates the effects of schooling on the probability of requiring personal care for white male Americans aged 47 to 56 in 1991 using OLS and IV methods. Arkes uses intra-state differences in unemployment rates during individuals' teenage years as an instrument for education effects. State unemployment can have an income and a substitution effect on educational attainments. With higher unemployment, household income lowers and there may be the need for teenage children to quit school and help the family by doing income generating activities. With higher unemployment, the opportunity cost of schooling falls leading to higher enrolment in educational programmes. As long as the substitution effect dominates the income effect, the unemployment rate as instrument for education is valid. Using data from the 1990 US Census or Population and Housing, OLS results show that an additional year of schooling is associated with a decrease of 0.52 percentage points in the probability of requiring personal care for adults. The estimated effect using IV is larger, with a reduction of 0.67 percentage points. This effect is large if we consider that only 3.2% of US white adult males between 47 and 56 years in 1990 required personal care.

Evidence on access to emergency medical services

In a study investigating the use of emergency department (ED) services, Dismuke and Kunz (2004) use data from the Community Tracking Study, a repeated cross-sectional, large sample survey of 60 representative communities in the United States. In particular, Dismuke and Kunz are interested in potentially unnecessary emergency department use, that is, use of emergency services for conditions that could be treated by a physician at a GP practice. They find that moving from high school to greater than high school education appears to reduce potentially unnecessary ED utilisation, with the impact being

greater for the insured. Graduating from high school decreases potentially unnecessary ED use among the insured. However, for those individuals without insurance, graduating from high school is associated with an increase in the use of unnecessary ED. Thus, in the United States, the relationship between education and ED utilisation appears to be mediated by insurance status.

Summary

Overall, associational evidence shows that higher levels of education lead to a more efficient selection of health services for specialist care. In general, individuals with higher levels of education are more likely to visit a specialist directly without seeing first the primary care physician (in Switzerland and Denmark) and are more likely to be referred to a specialist (in Canada). There is also correlational evidence that having college education appears to reduce unnecessary use of emergency department utilisation. The effect of education on the use of primary care, however, appears to depend on the national system of health service provision and/or other aspects of national context. For instance, individuals with higher qualifications are less likely to receive primary care in Switzerland and Denmark, but more likely in Britain, Canada and the United States.

The causal effect of education on service use has been tested in terms of the number of hospitalisations and the use of social health care. For hospitalisations, results suggest that increased years of schooling reduce hospitalisations. In Denmark, educational effects from the 1958 school reform reduced hospitalisation rates by 32.2% for males and 39.7% for females (relative to mean numbers of hospital stays in a given year of 0.063 for women and 0.075 for men.) However, once hospitalised, educated women have more hospitalisations in a given year than women with no education. For first time hospitalisations, Arendt interprets these results as suggesting that the effect of education on service utilisation is channelled more through health (education improves health and hence reduces service utilisation) than through social inclusion (education induces social inclusion and hence increases service utilisation). However, for subsequent treatments, the opposite may be the case for women.

For the use of social health care, defined as the need for personal care in adulthood, US results find a substantial causal effect of schooling. For white adult males born in the United States between 1934 and 1943, an additional year of schooling reduces the need for personal care by 0.67 percentage points. This result is substantial considering that only 3.2% of U.S. white adult males between 47 and 56 years in 1990 required personal care.

Preventative health care

Jepson *et al.* (2000) carried out a systematic review to examine factors associated with the uptake of screening programmes using data from several developed nations. Results for educational effects on uptake of screening were mixed. From 42 studies reviewed that considered education effects on the uptake of screening, 12 found significant effects (10 in the direction that education increases uptake of screening and two in the opposite direction). In another more recent review of inequalities of access to screening in high-income nations, Chiu (2003) mentions that variables shown to have a particular and consistent negative effect on the uptake of screening were low income, low education and age. The main reason for this mixed picture is that education has been considered in the analysis as a confounding variable and included in the analysis together

with other socioeconomic determinants of screening. Therefore, the lack of educational effects may be because in the methods used, the channels for education effects have been included in the estimation, spuriously knocking out the direct effect of education.

Goddard and Smith (2001) reviewed the evidence on equity of access to preventative health care in the United Kingdom. Their findings suggest that low utilisation of health promotion and preventative health services is linked to deprivation at an area level and poor socioeconomic status (SES) at an individual level. Even with universal coverage by the public health sector, individuals in manual social classes (who on average also have low levels of education) are 10% less likely to attend their GP for preventative reasons than those in non-manual groups (McCormick *et al.*, 1997). In the United States and Canada, women with higher levels of education were more likely to receive screening for breast and cervical cancer than women with low levels of education (Katz and Hofer, 1994). One possible explanation of the gradient in access to preventative health services in the United States is that access is costly so women living in poverty are constrained by low income from utilisation of the service. But this result is found in Canada, where insurance coverage is uniform, universal, and requires no patient cost-sharing. Therefore, the elimination of income and insurance related barriers is not sufficient to overcome the large disparities in screening in Canada and the United Kingdom.

Evidence from Australia, where Medicare covers 75% of medical costs, has shown that women with higher levels of education are more likely to report the take up of a cervical smear test (Taylor *et al.*, 2001). The data used were the Australian NHS, a representative population-based survey of health and illness. Their results show that, compared with women with a bachelor or higher degree, the odds of reporting having a smear test within the past three years in women with trade or diploma was lower but not statistically significant. Women with no post-school qualification had significantly lower odds (0.86) than women with a bachelor's degree or higher degree. A statistically significant rising trend in reporting smear tests was found with increasing levels of education.

Results from studies on uptake of preventative health care services typically utilise cross-sectional information, limiting the possibility to deal with unobservable factors affecting education and uptake of services. For instance, Selvin and Brett (2003) find that non-Hispanic white women in the United States with a bachelor's degree have an uptake of cervical screening which is 2.5 times greater than that of women with less than high school. However, this may just reflect unobservable differences between these groups of women. One cannot determine whether education leads to an increase in uptake or whether education is simply acting as a proxy for other individual characteristics.

In order to distinguish between these two possible explanations for the role of education Sabates and Feinstein (2006) utilise women's histories of screening as well as changes in educational qualifications. They find that adult learning has a direct impact on the uptake of preventative screening which is not channelled by income, occupation or social class. The fact that the positive effect of education remains significant even after the inclusion of income, class and occupation (and controlling for age and parental SES) indicates the possibility that education increases service utilisation for preventative reasons through knowledge, awareness, agency, and social inclusion or is a confounded proxy for these and other features including time-varying selection biases. Sabates and Feinstein conclude that education is one of the most important factors in explaining uptake of cervical screening.

Summary

The uptake of preventative health care services is not solely the responsibility of Government. Wanless (2004) points out that individuals are primarily responsible for decisions about their personal health and that of their children. Therefore, achieving good health for the nation requires individuals to be fully engaged, taking care of their health, changing risk behaviours, and utilising preventative measures in order to reduce future demand for health care.

Evidence suggests that more education is associated with greater utilisation of preventative health care. For cervical screening and mammography, evidence from the United States, the United Kingdom, Canada and Australia show that women with higher education are more likely to uptake regular screenings. However, the specific causal effect of education on the demand for preventative health care has not yet been fully addressed empirically. This is because most health service data contain detailed information on the uptake of preventative care but define socioeconomic status in a very broad way. Hence there is a tendency in the field of public health to associate lower uptake of preventative care with low social class or poverty or low education. Whether it is class, education or income that dominates as cause seems to be of little importance. Yet, there are complex interactions between socioeconomic status, education, income and other background variables. Barriers to the uptake of preventative health care are not just about income but are also educational, cultural and social, including factors such as lack of awareness, time constraints and health behaviours. The use of instrumental variables and longitudinal data may help to estimate the causal effect of education on the demand for preventative health care.

Management of chronic/disabling conditions

A patient's education may determine not only access to medical treatment but also the effectiveness of that treatment. This is because patients with more education appear to be better informed and advised about the nature and management of their illnesses, and also tend to comply more with medical advice. For example, Rudman, Gonzales and Borgida (1999) surveyed almost 400 renal transplant patients in the United States and report that those with more years of education were more likely to comply with their post-trauma medical regimens. The association was small in magnitude, but statistically significant nevertheless. Peyrot, Mcmurry and Kruger (1999) report similar findings in relation to glycemic control amongst just under 200 adult patients in Michigan (United States). Having a college education as opposed to not having one was associated with better chronic glycemic control for Type 1 diabetes.

Rosenzweig and Schultz (1989) compare success rates of different contraception methods for women with different levels of education, finding that success rates are identical for all women for "easy" methods such as the pill, but the rhythm method is only effective for educated women. Lleras-Muney and Lichtenberg (2002), using the 1997 US Medical Expenditure Panel Survey, find that the more educated are more likely to use drugs recently approved by the Federal Drug Administration. A study outside the United States of women living in Haifa (Israel) found that women who had participated in education for more years were more likely to initiate screening for breast cancer than women with fewer years of education, even after controlling for socioeconomic status, age, and ethnicity (Hagoel *et al.*, 1999).

Goldman and Smith (2002) develop and test a model in which the level of adherence to a treatment regimen for diabetes and HIV impacts upon self-reported and objective health measures. Using data from the Health and Retirement Survey and the HIV Cost and Services Utilisation Study between January 1996 and January 1998 and ordered probit regression analysis, Goldman and Smith find that high school dropouts with HIV are less likely to use the most effective drugs, and that after controlling for other factors, more educated HIV patients are more likely to adhere to therapy and their adherence results in improvements in self-reported general health. For example, 57% of high school graduates adhere to their treatment regimen as opposed to 37% of high school dropouts. Diabetics who are less educated are much more likely to switch treatment, which leads to worsening general health. In a test of what types of people are more likely to follow poor health maintenance regimes, they find no statistically significant gender, age, race or ethnic difference in this behaviour. In an attempt to address the question of why education might matter, Goldman and Smith add the WAIS (Wechsler Adult Intelligence Score), a test of higher level reasoning, to the model. The inclusion of WAIS renders the schooling variable insignificant, while WAIS seems to fully capture the education effects. This suggests that the education effect may be spurious.

In the same study, Goldman and Smith also investigate the relationship between self-management and self-rated health in the DCCT (Diabetes Control and Complications Trial), a randomised prospective clinical trial examining the effects of intensive treatment of diabetes mellitus in preventing or delaying complications from the disease. Patients enrolled between 1983 and 1989 and were followed until April 1993. Each patient was assigned to either the conventional therapy group or the intensive therapy group, and assignment to treatment was random by education group. In the randomised setting, intensive treatment regimens that compensated for poor adherence led to better improvements in glycemic control for the less educated diabetics. These results suggest that the effect of schooling on health is moderated by level of adherence to a prescribed regimen.

Summary

The evidence suggests that education has very important effects on the management of chronic illnesses. Evidence from a randomised controlled trial (see glossary in Appendix 4.1) (Goldman and Smith, 2002) suggests that schooling effects work in combination with different treatment regimes, whereby less education may be compensated for by an intensive treatment. However, this randomised control trial was not designed to test for educational effects, but for treatment efficiency. This limits its relevance for our review. One study challenges the notion that this is an effect of education, as when IQ is included in the analysis, educational effects disappear. In as much as schooling improves cognitive ability, then cognitive ability may enable patients to better comprehend or adhere to complicated regimens, to manage their time, and to monitor their condition and make appropriate decisions. The findings on cognitive ability are suggestive, however, rather than conclusive.

4.10. Evidence on the mechanisms: effects on contexts

The review of evidence on the indirect mechanisms for effects of education on health is necessarily different in structure to the evidence on the direct effects on health outcomes. In this section we consider and present the evidence that education impacts on individual determinants of health rather than on actual health outcomes or health behaviours as in the previous section. Here, the evidence is necessarily less conclusive and must be treated more tentatively. However, our conceptual framework makes clear that there are sound theoretical foundations for the view that contexts (such as the family, work and occupation, neighbourhoods and communities, and macro-level contexts) and psychosocial resources (such as self-concept, resilience, beliefs about health care, and intertemporal choices) may be outcomes of education and may also impact on health.

In the following sub-sections we present the evidence that addresses these issues, describing separately evidence that education influences the relevant factor and that the factor is indeed an influence on health. If both statements are true then this suggests that the factor is a mediating mechanism for effects of education on health. However, few studies have tested the relevant mediating hypotheses explicitly and so we depend to a large extent on evidence that has addressed only one element of the wider picture.

The first set of summaries address the evidence in relation to contexts, considering two questions:

- Does education impact on individuals' contexts?
- How important are contexts for health outcomes? We consider the following contexts:
 - the family;
 - work;
 - neighbourhoods and communities; and
 - the macro-level context: inequality and social cohesion.

For the family context we focus on the effects of education on the generation of economic resources, mainly income, for the household production of health and on income effects on health. (We will subsequently consider the evidence for impacts mediated by family relationships in the family context.) For work and occupational health risks we assess the importance of education on the sorting of individuals into occupations with different degrees of environmental health risks. We also assess the effects of social and economic relations in the workplace on health outcomes.

For the effects of neighbourhoods and communities on health we explore the environmental health risk factors associated with living in certain areas and how these vary by the average level of education in the community. We also explore the effects of education on economic and social relations at the community level and the impact of

these relations on individual health outcomes. Finally, in the macro-level context section we investigate the effects of education on income inequality and on social cohesion and from these factors to health outcomes.

The remaining sub-sections focus on key features of the self. Important cognitions can take the form of beliefs (both general and more specific to individual health outcomes), attitudes (including stereotypes of gender, culture and activity), aspirations and expectations, interest, values and knowledge. These cognitions may interact with each other as well as with other factors such as income to influence health outcomes. The term “psycho-social resources” refers more to skills and attributes, such as resilience. The relationship between these domains of individual psychology is close and complex but we do not address that issue here, focusing instead on the key aspects of personal development that both impact on health and may be influenced by education.

To focus the analysis, we concentrate on the following features of the self:

- beliefs;
- inter-temporal choice;
- and resilience.

Again, for each feature we consider whether and how education impacts on the potential mediating factor and on the impact of the factor on health.

It is important to note at the outset that the evidence in this domain is of a different nature to that in relation to the other elements of the model. In part this is an issue of disciplinary practice, that the notion of causality used by researchers in the area of cognitions is often different to that of econometricians, for example. Issues of measurement are more difficult for the latent measures of within-person cognition than for social variables with a standard metric such as income. The concern of quantitative researchers in the fields of psychology concerned with cognitions and psycho-social development has been more about measurement and the identification and assessment of pathways of impact, rather than on establishing direct and generalisable causal effect sizes. The complexity and difficulty of the relationship between learning and psychological development also means that some of the most useful evidence discussed here is qualitative. This evidence is vital in identifying possible causal mechanisms and conceptual relationships. However, it does not provide robust, generalisable hypothesis testing.

A second important difference is that the nature of the effect of education on cognitions and psychosocial development may be very different to the effect on contexts, such as occupation or income. There may be some element of a positional or signalling impact on these features of the self, such that achievement of advantage in terms of qualifications brings a sense of relative status with benefits for well-being and health. However, much of the theory and evidence about the relationship between education and cognitions and psychosocial resources focuses on the effect of the quality of the learning experience, rather than on qualifications achieved or the number of years of participation in schooling. The psychological effects of education include a considerable risk of negative consequences that may follow from inappropriate learning, learning that ends in experiences of apparent failure or experiences of discrimination, bullying or environmental injury in learning environments. Therefore, the discussion of the psychological impacts of education are cast more in the light of the quality and nature of the learning experience, less in terms of the quantity of learning.

These disciplinary differences are evident in the different nature of the methods and findings of the studies described in this section.

Context 1: the family

Education effects on income

There is a large body of literature that links educational attainment to income and we do not review it fully here. Useful sources are: Blundell *et al.* 1999, 2003; Card, 1999 for estimates of the causal returns to education; Blundell *et al.*, 2003 for changes in income over time induced by education; Heckman and Vytlačil, 2000 for the role of ability in explaining changes in returns to education.

The research in this area has been carefully designed to control for confounding factors that affect both education and future returns such as ability. Longitudinal datasets and large scale surveys such as the Labour Force Survey have been utilised to control for time variant and time invariant (see glossary in Appendix 4.1) individual heterogeneity that determines educational and economic outcomes, such as motivation and affect the relationship between education and income. Twin studies, in combination with IV estimation methods, have also been used to remove – as much as possible – ability bias due to genetic effect and family background.

Returns to education have been calculated according to vocational and academic qualifications as well as individual qualifications, for men and women and on different sectors of the economy (Dearden *et al.*, 2002). The private internal rate of return for obtaining a university level degree from an upper secondary level of education is 4.8 and 3.4% in Denmark, 8.6 and 7.2% in Sweden, and 15.8 and 15.4% in Finland for men and women, respectively (OECD, *Education at a Glance*, 2005). The economic benefits of education differ considerably across countries and the gender gap remains high for some countries. Finland and Portugal showed some of the highest returns to schooling and Norway the lowest. Ireland has the largest gender gap and Finland has an insignificant gender gap.

Estimates based on twins samples shows that returns to schooling are of considerable magnitude. Arias, Hallock and Sosa-Escudero (2001) estimate that returns to schooling in the United States are never lower than 9% and can be as high as 13% at the top of the conditional distribution of wages but they vary significantly only along the lower to middle quantiles. Ashenfelter and Krueger (1994) estimated a return of 13% per year of schooling. In Australia, returns to schooling in 1985 were estimated to be 3.3% for a sample of male twins and 5.8% for a sample of female twins (Miller, Mulvey and Martin, 1997). In Sweden, the estimated return to schooling in 1990 for the pooled sample of twins was 5.2% (Isacson, 2004) and 7.7% in the United Kingdom in 1999 (Bonjour *et al.* 2003). For Denmark, the estimated return for male twins was 9.4% and for female twins 5.3% in 2002 (Bingley, Christensen and Walker, 2005).

Average levels of education are associated with countries' aggregate productivity. Sasieni and Van Reenen (2003) estimate that a one-year increase in average education raises the level of GDP per capita between 3 and 6%. The impact of increases at different levels of education seems to depend on the countries' level of development, with tertiary education being the most important for growth in OECD countries.

Income effects on health outcomes

Frijters, Haisken-DeNew and Shields (2005) investigate the causal effects of income on health satisfaction in Germany in the years after reunification. Data utilised are the German Socioeconomic Panel for the period 1984 to 2002. The reunification of Germany is used as a natural experiment, which resulted in a rapid and exogenous rise in average real household income for East Germany but not so for West Germany. Fixed effects methodology is used to control for time-invariant individual heterogeneity. Results show that changes in income lead to increases in self-reported health satisfaction (which includes physical and psychological aspects of health). The size of income effects, however, is small.

Lindahl (2002) utilises the exogenous variation in income resulting from lottery prizes to estimate the effects of income on health in Sweden. The income measures used were current household income and household income averaged over a 15-year period. A standardised continuous health measure was constructed from self-assessed health symptoms. Using data from the Swedish Level of Living Survey, 1968, 1974 and 1981, results show that a 10% increase in income is likely to generate an increase in good health by about 0.01 to 0.02 standard deviations. However, the use of lottery prizes as sources of exogenous variation to estimate income effects suffers from the weakness that there is no information as to when the win occurred and lottery players are not randomly selected from the population.

Case (2001) uses the exogenous variation in income associated with changes in the South African state pension system to explore the effects of income on health. Elderly Black and Coloured men and women who did not anticipate receiving large pensions in their lifetimes, and who did not pay into a pension system, are currently receiving more than twice the median Black income per capita. These elderly men and women generally live in large households, and this paper documents the effect of changes to the pension system on the pensioners, on other adult members of their households, and on the children who live with them. Using ordered probit models on self-reported health status and cross-sectional data on around 1 300 individuals, results show that the pension protects the health of all household members, working in part to protect the nutritional status of household members, in part to improve living conditions, and in part to reduce the stress under which the adult household members negotiate day-to-day life. However, this result holds only for households that pool income and it may not be generalisable to higher income levels.

Bhattacharya, Curie and Haider (2004) use data from the National Health and Nutrition Examination Survey to examine the relationship between poverty, food insecurity and nutritional status for individuals at different stages of the life course. Poverty is measured by an indicator variable for those households whose combined income is below the US poverty line. The measurement for food insecurity is based on householders' reports on whether there is enough food at home, and whether adults or children skipped meals. Nutritional status is quantified using several indicators: an index for healthy eating, the body mass index, and an index for micronutrients in the blood. Their findings are based on regression analysis by age groups. For preschool children, poverty is associated with nutritional outcomes, but food insecurity is not a significant determinant. Among school-aged children neither poverty nor food insecurity is associated with poor nutritional outcomes. Finally, among adults and the elderly, both poverty and food insecurity are associated with poor nutritional outcomes.

Contoyannis, Jones and Rice (2004) explore the causal effect of income on health using the first eight waves of the British Household Panel Survey (1991-1998). Health is measured using self-reported health and income as equivalised and non-equivalised annual household income. They estimate random effects ordered probit models using both balanced and unbalanced samples, and they explore the issue of state dependence in health by conditioning on previous health states. They also control for the problem of initial conditions arising in dynamic panel data models by including individual-specific characteristic averages and using constructed weights to allow for attrition bias (see glossary in Appendix 4.1). Results show that the mean of log-income for an individual averaged over their years in the panel was significantly associated with better health. However, this does not necessarily demonstrate causality, as noted by the authors, due to the potential correlation between average income and the unobservable individual effect. Conditional on average income, there was also some evidence of a relationship between current income and health, but the quantitative effect was very small and not significant for most of the model specifications presented.

Benzeval, Taylor and Judge (2000) use data from the first six waves of the British Household Panel Study to study the relationship between living in poverty and self-reported health. Poverty is defined as an individual's income averaged over the 6 years in the panel being less than 60% of the median and self-reported health as a binary indicator. Estimates from logit models suggest that recent poverty is a strong predictor of health. For example, individuals who experienced low relative income across the 6 years of the survey were found to be more than twice as likely to report their health as poor or fair than those not living in poverty. However, the lack of controls in the analysis for unobservable heterogeneity, and the lack of exogenous variation in income, mean that this result does not demonstrate causality.

For Germany, Thiede and Traub (1997) investigate the relationship between changes in relative income poverty and changes in income with five different dimensions of health. These dimensions are chronic disease, having health impairment, need of care due to physical functioning, optimism and loneliness. Using structural equation modelling and the German Socioeconomic Panel Data their aim is to capture the dynamic nature of the relationship between health status and poverty. Their results show that changes in income are important in determining individuals' physical functioning ($\rho = 0.020$), optimism ($\rho = 0.033$) and loneliness ($\rho = 0.051$). They did not find evidence that income changes affect health impairment or health perceptions. They also found that the effect of reverse causality – health affecting income changes – is very low, as it explains only 3% of the variability in income changes.

Summary

The income returns to education are well theorised in the literature and with robust causal empirical evidence. There is some disagreement in terms of the size of the income return to education. Blundell, Dearden, and Sianesi (2003) highlight the importance of model specification and allowing for heterogeneous return, that is returns to education that vary across individuals with the same level of qualifications, in estimating returns to education.

The empirical evidence on the income effects on health does not come to a clear conclusion and much depends on the nature of the health system. As stated by Fuchs:

“the correlation can vary from highly positive to weakly negative, depending on context, covariates, and level of aggregation... In high-income countries, researchers usually conclude that the correlation is positive and that the causality runs from higher income to better health. The strength of this effect, however, varies greatly by age, disease, level of income, and other variables.” (2004, p. 654).

We conclude, from the evidence reviewed here from countries with universal provision of health care, *i.e.* Germany, Sweden and the United Kingdom, that there are small, causal, income effects on health. The measurement of permanent income is generally the one found to be most strongly related to health. In other countries, such as the United States, income effects on health and access to medical insurance are substantial.

Context 2: the workplace

Education effects on environmental health risks at work

Hazards faced in the work environment have serious implications for health amounting to 1.5% of the global burden in DALYs (WHO, 2002). The variety of potential hazards is broad, ranging from exposure to chemicals to adverse ergonomic conditions. Work-related injuries are another important source of occupational hazard. Occupational injuries are responsible for 0.9% or 13.1 million of global DALYs (WHO, 2002).

In a 1981 study, Leigh explores the ways in which schooling might moderate the relationship between occupational hazard and health. In particular, he is interested in whether the more educated select themselves out of the thirty seven hazardous blue collar occupations represented in the data. Using data from the Michigan Panel Study of Income Dynamics (PSID) 1971-1974, their least squares regression results – controlling for a range of demographic factors – show a negative, but insignificant result for schooling. This suggests that the better educated do not pick safer jobs. Leigh finds the insignificant result for schooling troubling, and suggests that selection effects might be at work. For example, less than 15% of the sample had attended college and therefore, the full range of the schooling variable is not captured.

Kemna (1987) explores the relationship between working conditions in the United States, schooling and health. In particular, he is interested in whether a higher level of education/income is associated with selecting oneself out of physically hazardous occupations. Using data from the 1980 Health Interview Survey (HIS) combined with occupational information from the Dictionary of Occupational Titles, results from the two-stage OLS estimation show that level of schooling is significantly related to better health, with the greatest health benefit of education accruing to those who complete high school. The direct effect of schooling is more important, accounting for 70-90% of the total effect of schooling on health. The occupational linkage explains approximately 10% of the total effect of schooling on health. The results suggest an occupational linkage in the schooling-health relationship, although the magnitude of the effect is difficult to assess.

In a cross-sectional study, Warren *et al.* (2004) explore the relationship between occupation, education and two health outcomes – cardiovascular disease and musculoskeletal disorders. Using data from the WLS (see glossary in Appendix 4.1) and

ordered logistic regression, they find differential results by health outcome and sex. They find that after adjusting for family background and physical and psychosocial job characteristics, the coefficients representing the associations between job characteristics and cardiovascular health are significant only for women. With respect to musculoskeletal disorders, they find that the results are only significant for men. There are strong positive associations between how physically demanding men's jobs are and the degree to which they experience musculoskeletal health problems. After adding job characteristics measures, the association is reduced by 14%, but remains significant. Although the results for income (log wage) are significant, the results for education are not. This suggests that the education effect is being captured by income, and that there are no independent education effects.

Summary

From the above studies, the exact nature of the occupational linkage between education and health is not clear. One early study finds no associational evidence between education and selecting oneself out of hazardous jobs (Leigh, 1981). However, by the author's own admission, the failure to identify a relationship between education and occupational choice is troubling, and may be due to the biased nature of the sample whereby less than 15% of the participants had attended college. In a later study using a more representative US sample and two-stage least squares, Kemna (1987) finds evidence that individuals who complete high school select themselves out of the most hazardous jobs, and that the occupational linkage captures approximately 10% of the total relationship between education and health. Although, Warren *et al.* (2004) find a strong positive association between women's job characteristics and cardiovascular disease, and a 14% positive association between the degree of physical demand in men's jobs and musculoskeletal health, there appears to be no independent effect of education.

Based on our review, we find associational evidence that education triggers workplace sorting, such that more educated individuals are less likely to take up the most hazardous occupations. However, the evidence we have reviewed does not suggest a causal link between education and workplace sorting. It is plausible that education does sort individuals into more and less hazardous jobs, but once this sorting has occurred, we only have theoretical evidence of the protective role of education. Our conclusion therefore, is that occupation is clearly one context that mediates the relationship between education and health. However, we would like to see more evidence on the extent to which occupation mediates this relationship.

Effects of social and economic relations at work on health outcomes

Most of the evidence to date suggests that physical and psychosocial stressors have a small yet discernible, negative impact on health. Evidence from Japan in Nakata *et al.* (2004) suggests that for white-collar daytime workers, psychological job stress factors such as interpersonal conflicts with fellow employees, job satisfaction, and social support are independently associated with a moderately increased risk of insomnia. Taking a lifecourse perspective, Monden (2005) finds that in a representative Dutch population, less educated men are significantly more exposed to adverse working conditions than higher educated men and that these differences increase over the life course. He finds that lifetime exposure to adverse working conditions explains one-third of the health differences between the most and least educated men in the Netherlands.

In a study that explores the relationship between work and family demands of women and health, Artazcoz *et al.* (2004) find that although working women report better health than housewives, working has a differential impact on women depending on their level of education. For employed women with low educational attainment (less than 14 years of schooling), a high level of family demand showed a consistent negative effect on health and health related behaviours. For women with high educational attainment (more than 14 years of schooling) there was little or no negative association. The authors infer that this is because women with higher levels of education also have higher levels of income. A higher income may moderate the effect of family demand as it would enable women to get paid help with domestic tasks, childcare and care of the elderly. However, this conjecture cannot be confirmed in this study because income was not controlled for. The results, nonetheless point to the importance of family demands in moderating that impact of occupational status on health.

Using data from a non-representative sample of public sector employees from 10 Finnish towns, Elovainio *et al.* (2005) find that after adjusting for age, income, and health behaviours, low procedural and interactional justice are related to long spells of sickness absence. In other words, employees are more likely to have long spells of sickness absence in a work environment where decision-making procedures are perceived as unfair, and if they believe they have been treated poorly by supervisors when procedures are implemented. This association is strengthened during times of uncertainty at the workplace. However, this may not be an effect on actual health so much as on absenteeism.

The following studies use more robust and sophisticated estimation techniques, attempting to deal with selection effects so as to estimate causal effects. Cambois (2004) uses French longitudinal data (the *Échantillon Démographique Permanent*) to investigate the relationship between occupational mobility and mortality. Using 1968-1975 census records augmented by data on mortality risks estimated for 1975-1980, he finds that favourable occupational moves, for example, from clerical to upper class occupations – that is, from clerical to upper managerial or professional and intermediary occupations – leave employees at less risk of mortality than their counterparts who remain in the same occupational class. The inverse is true for unfavourable moves. For example, for men, a move from manual worker to one of the two highest occupational classes between 1968 and 1975 is associated with a 0.59 standardised mortality ratio, while remaining in the manual worker class is associated with a 1.17 standardised mortality ratio. For women, the relationship between mortality risks and the direction of occupational mobility was less clear.

In a study using the 1991-2000 waves of the British Household Panel Study (BHPS), Bardasi and Francesconi (2004) investigate the relationship between individual well-being and atypical employment (temporary, contract and part-time work). Their results from multivariate logistic regression controlling for background characteristics with fixed effects conditional logit regressions, indicate that atypical employment is not associated with poor mental or physical health for either men or women. They do however find evidence that job satisfaction is reduced for seasonal and casual workers compared with those who are permanently employed (OR = 2.39 and 1.30, respectively). In contrast, those who work part-time are less likely to have low job satisfaction than their full-time counterparts (OR = 0.41 and 0.65, respectively). These results hold after adjustments are made for unobserved individual heterogeneity and simultaneity bias.

Luikkonen *et al.* (2004) examine whether social relations and structure in the labour market affect self-rated health and psychological distress. The indicator of labour market structure utilised was trust in the labour market, measured by security of the employment contract. The indicator of social relations is trust in co-worker support, measured by social support received by co-workers. Using a cohort study of 6 028 public sector employees in Finland, results show an association between type of employment contract and health outcomes and between social support received by co-workers and health outcomes. However, when socioeconomic and demographic variables are introduced in a multivariate analysis, co-worker support is not a significant determinant of health outcomes. Having a fixed-term as opposed to a permanent employment contract for women reduces the odds ratio of having poor health by 0.74 and of psychological distress by 0.78 as opposed to having a permanent contract.

Macleod *et al.* (2005) investigate whether subjective or objective workplace social status is a more important determinant of health. For this study, they use a cohort of approximately 5 000 men aged 35-64 recruited from 27 workplaces in Scotland between 1970 and 1973 and followed for 25 years. Social position was measured by the individual's own current, and father's occupational class according to the Registrar General's classification. In addition, participants were asked to describe whether they saw themselves as a manager, foreman/supervisor or employee. Using proportional hazards models (see glossary in Appendix 4.1), Macleod *et al.* find that lower social position – whether indexed by more objective or subjective measures – is consistently associated with an adverse profile of established disease risk factors. In a fully adjusted model, perceived workplace status is only weakly associated with mortality, while the strongest predictors of increased mortality are father's manual as opposed to non-manual occupation, lack of car access and shorter stature (an indicator of deprivation in childhood). A weakly protective effect amongst managers compared to foremen is reversed in the fully-adjusted model (adjusted for age, social position, smoking, alcohol, stress, and job satisfaction). The authors argue that their findings cast doubt on the notion that perceived workplace stress caused by an individual's position in the occupational hierarchy, has an independent effect on mortality. Instead, they maintain, the strong association between father's manual occupation and mortality is an indication that socioeconomic circumstances of childhood have a lasting effect on an individual's health. They take this as an indication that it is material inequality itself, rather than any psychosocial correlate that is the key determinant of health inequalities.

Summary

Empirical evidence on the effect of education on occupational choice is well established and, therefore, it was not reviewed in this section. In terms of the effects of occupation on health, we find that physical or psychosocial work related factors have an impact on health. Cross sectional evidence from Japan suggests that job stress is associated with increased risk of insomnia. In the United States job characteristics are associated with cardiovascular health for women and with musculoskeletal health for men. In Finland, employees are more likely to have long spells of sickness absence if they feel that they have been treated unfairly at work.

Evidence from a longitudinal study in France finds that favourable occupational moves, for example, from clerical to upper class occupations leave employees at less risk of mortality than their counterparts who remain in the same occupational class. The inverse is true for unfavourable moves. A longitudinal study from the United Kingdom,

however, finds that atypical employment is not associated with poor mental or physical health for either men or women.

Evidence from mediation models suggests that occupational factors do appear to mediate the effect of education on health. In the Netherlands, lifetime exposure to adverse working conditions explains one third of the health differences between the most and least educated men. In Spain, the combination of employment, education and family demands is important in explaining health differentials for women. However, most studies conclude that other factors, such as health behaviours, appear to have a larger effect on health than do occupational factors.

Context 3: neighbourhoods and communities

The mediation of education effects by environmental health risks in communities

A major source of risk to health status is physical and environmental risk from urban air pollution, road traffic accidents, and housing. Our first set of evidence focuses on the risk to health as a result of the burning of fossil fuels mainly for the use of transport. Joyce, Grossman and Goldman (1989) assess the benefits of air pollution control on infant health. They explore the impact of aggregate chemical environmental factors on health, using data from the 677 most populated counties of the United States. These are counties with a population of at least 50 000 persons in 1970. Pollution data are from the EPA's SAROAD database. Their neonatal mortality equations are fitted using a two-stage least squares procedure. In the first stage, birth weight, prenatal care, neonatal intensive care, abortion, and organised family planning are predicted on the basis of the pollutants, female schooling, female poverty levels, fraction of high-risk women, neonatal intensive care availability, abortion availability, community health centre availability, and the Medicare programme (government-provided health insurance). Their results indicate that sulphur dioxide¹ is a significant predictor of neonatal mortality, although there is a statistically significant correlation with sulphur dioxide and the other pollutants (carbon monoxide, lead, total suspended particulates, nitrogen dioxide, and ozone). They calculate the magnitude of the effect by estimating marginal-willingness-to-pay measures. They estimate that at the upper-bound, a 10% reduction in sulphur dioxide levels would result in a saving of USD 1.09 billion in 1977 dollars on the cost of neonatal intensive care. At the lower-bound, a 10% reduction would yield an estimated USD 54 million in savings. The social marginal willingness to pay appears to be larger for neonatal care than for prenatal care. Hence, the authors suggest that the same infant survival probability could be produced at lower cost by spending less on neonatal intensive care and more on prenatal care.

Neidell (2003) explores the relationship between air pollution, health, and socioeconomic status. Using data from 1992-1998 on diverse seasonal variation in pollution that arises from local microclimates, Neidell compares how seasonal changes in pollution within a given zip code in California affect changes in seasonal asthma rates for specific age groups. His results from Poisson regression indicate that carbon monoxide – mainly from car emissions – has a significant effect on asthma hospitalisations among

¹ SO₂ can cause eye, nose, and throat irritation along with burning of the skin. SO₂ can cause serious respiratory illness. It can also cause corrosion and discoloration (www.pasza.ca/home/).

children ages 1 to 18 years. The results suggest that the impact of carbon monoxide is generally larger for children of low SES. He also finds that the effect of smog alerts is smaller for children of low SES, with statistically significant differences for children ages 6-12 and 12-18. This suggests that smog avoidance behaviour is less actively undertaken by low SES families, and could explain some of the difference in asthma rates by SES. The magnitude of the cumulative effect he finds is large. Additional tests indicate that attempts to control levels of pollution using California's Low-Emissions Vehicle II standards as having been successful, such that nearly 15-20% of the costs from this policy are recovered in lower levels of asthma hospitalisations for children alone. These results appear to be robust as they control for a number of unobservable fixed characteristics of zip codes, seasonal effects and many observable time-varying characteristics. In sum, the findings suggest that local air pollution may be one of the mechanisms by which SES affects health.

Using a similar study design and data as Neidell (2003), Currie and Neidell (2004) explore the impact of air pollution and socioeconomic status on fetal deaths. Using data that combines live births and fetal deaths, they create a sample of pregnancies lasting at least 26 weeks. This is a large sample, which contains data on 4 593 001 live births. An initial exploration of the data indicates that there is some association between an individual's SES and the level of pollution in that individual's area of residence. For example, the number of high school dropouts living in the cleaner areas is 25% compared to 41% in the dirtier areas. The results of their discrete hazards model indicate that high levels of post-natal exposure to carbon monoxide have a significant effect on infant mortality. The magnitude of the affect is large, suggesting that decreases in carbon monoxide levels in California in the 1990s saved approximately 1 000 infant lives. In estimating the value of improvements in carbon monoxide emissions to infant health, Currie and Neidell use two estimates. First, using a conservative estimate following Chay and Greenstone (2003), if they value a life at USD 1.6 million, then the estimated reduction in infant deaths would be valued at approximately USD 1.6 billion. Second, using the US Environmental Protection Agency (1999) estimate, if they value a life at USD 4.8 million, the benefit would grow to USD 4.8 billion.

Another source of environmental risk is road accidents. Over 1.2 million deaths worldwide are due to road traffic injuries, accounting for 2.3% of all deaths. Some predictions suggest that by 2020 road traffic injuries will be the third greatest cause of death and disability (McCarthy, 1999). In developed countries, about 50-60% of road traffic injuries result in driver or occupant deaths. Fatalities involving pedestrians are more common in urban areas with increased risk for children and adults over 60 (WHO, 2002). The risk of death from road traffic injuries is related to social class. For example, in the United Kingdom, children in the poorest families are four times more likely to be involved in traffic accidents than children from the wealthiest families. In the United States, drivers from low-income areas have higher rates of accidents than those from rich areas (McCarthy, 1999).

Education can provide protection against this risk factor through income effects on the choice of living circumstances. Areas where traffic is highly regulated with lower traffic density and where children and the elderly feel safer in the streets are more desirable and as a result more expensive (McCarthy, 1999).

Modes of transport and patterns of travel also have implications for health. Individuals with lower incomes are more likely to use public transportation while people with higher incomes more frequently travel by car. These differences also have

implications for the environment via pollution, but also for individual health. Equally, there are benefits of transport to health through exercise. Commuting by walking or cycling for transportation in combination with a balanced diet and not smoking are important for cardiac health (McCarthy, 1999). As demonstrated elsewhere in this text, education is related to the propensity to exercise.

Housing circumstances impact upon health directly, through the physical and social features of the home and area, and via the health-damaging effects of social exclusion. Some research suggests that differences in self-reported health can be explained by the experience of housing stressors and perceptions of the local environment. Factors such as overcrowding, dampness, area reputation, neighbourliness, fear of crime, and area satisfaction are important predictors of self-reported health (Macintyre *et al.*, 2003).

Summary

Overall, the evidence suggests that physical and environmental risk factors have an impact on health. Over 1.2 million deaths worldwide are due to road traffic injuries, accounting for 2.3% of all deaths. Housing circumstances and air pollution are also directly related to health. Particularly for air pollution, a decrease in the level of air pollution experienced by individuals, particularly children, could result in notable decreases in the incidence of death. A number of studies, for example, show that air pollution is a significant contributor to neonatal mortality, fetal deaths and asthma hospitalisations for children.

The evidence also suggests that socioeconomic status is related to physical and environmental risk factors. Although air pollution and road traffic accidents are large-area phenomena, there is significant variation in the levels of pollution and road traffic accidents within areas and in the demographic characteristics of people who live in more-versus less-“hazardous” areas. For example, a study in the United States finds that the number of high school dropouts living in the cleaner areas versus dirtier areas is 25% and 41% respectively. This association may be driven by residential sorting and strongly affected by income. Hence, it appears that education can provide some protection against this risk factor through income effects on the choice of living circumstances. This extends to factors that are more indirectly related to health, such as modes of transport and patterns of travel.

There is also suggestive evidence of education effects on behaviour change when facing environmental risk. For example, California law requires local air quality management districts to issue smog alerts when criteria pollutants exceed levels specified by the California Air Resources Board. Results show that lower SES families are less likely to modify their behaviour in order to avoid pollution. This could be an education effect related to increased self-efficacy and awareness of the importance to deal with the alert. It is also possible that this could in part be an income effect as low SES families may not be able to afford the cost of in-home child care to allow their children to remain at home.

Social and economic relations in neighbourhoods and communities

Education effects on neighbourhood choice

Distal factors, such as family income and social class, limit where families live either by impacting on their preferences or their constraints (Massey and Denton 1993; Wilson 1997). Thus, although there is little evidence looking specifically at the effect of prior parental education on location, there are strong theoretical grounds to expect a relationship between parental educational level and location. More educated families may choose to (or be able to choose to) live in neighbourhoods with better amenities such as high quality pre-schools, successful schools, low crime and open areas.

Useful evidence on this link comes from Gibbons (Gibbons, 2002), who looked at the relationship between the educational achievement of schools in an area and house prices. Conditioning on other factors, neighbourhood house prices increased with the presence of more educated neighbours. Gibbons argues that the education levels of a neighbourhood and its community matter because of spillovers in the production of human capital in children. He concludes that house purchasers are prepared to pay to live in neighbourhoods with greater potential for human capital formation. Similarly, Gibbons and Machin (Gibbons and Machin 2003) show a positive effect of school quality, measured by national league tables and property prices. These findings suggest that parents value educational characteristics of neighbourhoods.

Effects of neighbourhood crime, unemployment, and economic deprivation on health outcomes

Empirical evidence shows important associations between neighbourhood attributes and health, although the magnitudes of the associations vary. Lindstrom *et al.* (2004), in a study using a cross-sectional sample of 3 602 individuals from Malmo, Sweden, initially find an association between neighbourhood characteristics and self-reported health. However, when all the individual variables are simultaneously introduced into the model, the intra-neighbourhood variance is reduced to zero. Using ward clusters from the 1991 census, and 33 year-old cohort members from Britain's National Child Development Study (NCDS), Wagstaff, Paci and Heather (2001) explore the relationship between individual-level and community-level attributes and self-rated health. They find that inequalities in unobserved community-level influences account for 6% of health inequalities, a much smaller sum than is accounted for by individual-level characteristics. A more recent British study finds even smaller associations. Propper *et al.* (2005) using the British Household Panel Study (BHPS) and multilevel modelling find that after controlling for individual heterogeneity, less than 1% of the changes in mental health can be attributed to neighbourhood effects.

In a comparative study using data from 22 European and North American countries, Torsheim *et al.* (2004) explore the impact of deprivation at the school and country level on the health of 11- to 15-year-olds. Their multilevel logistic regression results suggest that at the country level, after controlling for individual level of family affluence, health behaviours, parental support, and perceived affluence, students from countries with the highest area deprivation have an odds ratio for self-rated poor health that is almost three times higher than that for students in the least materially deprived countries. These associations are stronger for 11-year-olds than for 13-year-olds and 15-year-olds. A combined "individual and area deprivation" model predicts that the most disadvantaged

11-year-old students are eight times more likely to have poor-self rated health compared to the least disadvantaged students.

Brown, Guy and Broad (2005) using data from the Auckland Heart and Health Study 1993-1994 find that individual and community characteristics together predict the onset of stroke, even before controlling for individual risk factors such as smoking, obesity and hypertension. When risk factors are included in the estimation, their results suggest that individual income and average household income are both significant predictors of health behaviours such as smoking and obesity, which are associated with the onset of a stroke.

Perhaps the most robust evidence in this domain is from Boyle, Norman and Rees (2004). The authors of the paper use large sample, longitudinal data for 1971, 1981 and 1991 from the ONS Longitudinal Study for England and Wales to test whether changes in the relative deprivation of an area influenced the health and mortality status of the residents. The sample included people who were living in non-deprived areas and who had not moved house during the 30-year-time period. Measures of household deprivation and the deprivation score of a person's ward of residence were key variables of interest as the researchers were interested in how changes in these two scores over the 30-year-period affected morbidity and mortality. They find that people living in areas which remained the most deprived had the highest standard illness ratio (approx. 115) while people living in areas which remained least deprived had the lowest standard illness ratio (approx. 74). As relative deprivation changed, so did the standard illness ratio in those areas, with the ratio increasing as deprivation in the area increased. Hence, it appears that changing circumstances of the most deprived areas has a demonstrable association with morbidity. There also appeared to be a change in mortality as relative deprivation changed, but the results for mortality were not significant. However, one must recognise that the changes in area deprivation may result from selection bias and/or reverse causality and so the evidence is not robust proof of causal effects.

A number of recent studies try to capture not just the overall neighbourhood effect on health, but also attempt to identify which aspects of areas affect health (Ersland, Ried and Ulrich, 1995; Stafford *et al.*, 2001, Stafford *et al.*, 2004). For example, Stafford *et al.* (2004) compare the relationship between self-rated health and neighbourhoods in two cities: London and Helsinki. This study takes advantage of the differences in welfare policies and levels of inequality. Using multilevel logistic regression, they find that after controlling for individual socioeconomic position, neighbourhood effects still remain, although there is greater variation in London than in Helsinki. They find that neighbourhood variation in health after controlling for individual characteristics is 2% in London and 0.1% in Helsinki. Three aspects of neighbourhood are particularly related to self-rated health in this study. These are high unemployment, proportion of manual workers and proportion of single households. However, the London and Helsinki samples were not matched, making it more likely that the results are in part driven by selection and unobserved heterogeneity.

Boardman (2004), using a large sample of residents from 1 088 neighbourhoods in Detroit, Michigan finds that neighbourhoods moderate the impact of acute and chronic stress on adults' physical health. However, the moderating capability of a neighbourhood depends on that neighbourhood's stability. That is, given similar numbers and levels of stressors, the effect of stress on physical health is less pronounced among individuals residing in neighbourhoods with higher percentages of home owners and less residential turnover (5 years or more of residing in the same area).

Sundquist *et al.* (2006) explore the relationship between violent crime and increased unemployment in the risk of cardiovascular disease. They use data from the entire population of Stockholm County aged 35-64, who are followed from January 1, 1998 to December 31, 1998. Data for this sample of 336 925 men and 334 057 women are linked to the National Hospital Discharge Register and the Cause of Death Register. Neighbourhoods are defined as small geographic area units whose boundaries are defined by relatively homogeneous socioeconomic structures. The results of their multilevel logistic regression indicate that the highest percentages of women with low income, unemployed women and single women are found in neighbourhoods with the highest proportion of violent crime/unemployment. These women have the highest incidence of cardiovascular disease. The results are similar for men. When neighbourhood violent crime and unemployment increase, so does the risk of cardiovascular disease, with odds ratios of 1.75/1.39 and 2.05/1.50 respectively, for men and women. These average neighbourhood fixed effects remained even after the inclusion of individual-level variables. With the inclusion of individual-level variables in the random intercept model, the between-neighbourhood unemployment variance disappears for women, but remains for men. Although income and employment status are included in the model, education is not controlled for. Their results suggest that social dislocation, proxied here by violent crime and unemployment, are associated with worsening health. Two limitations of the study are the lack of data on 1) individuals' perception of their neighbourhoods and 2) residential mobility.

Dalstra, Kunst and Mackenbach (2006) use an international comparative approach to explore the relationship between education, income tenure and health among the elderly in Europe. Data for individuals 60-79 years of age were obtained from nationally representative health surveys, level of living surveys or similar from 10 European countries. Using standardised prevalence rates and multiple logistic regression analyses, they find that the prevalence of less than good self-rated health was higher among the lowest education group, income group and among renters. For example, in Norway, the prevalence of less than good health was 47.2, 55.1 and 36.0 per 100 residents, respectively for those in the lowest education and income groups and amongst renters, while the prevalence among the highest education groups was 33.0, 34.2 and 31.3 per 100 respondents, respectively. For housing tenure, the socioeconomic differences were much smaller, with the exception of Great Britain, the Netherlands, and Belgium, where the odds ratio of having less than good self-rated health as a renter was 2.02, 2.17 and 1.49, respectively. They find that the association between education and self-rated health was still considerable when it was adjusted for both the effects of income and housing tenure. Further analysis not shown in the paper indicates that when education is adjusted for housing tenure, the relative inequality index reduces much less than when it is adjusted for by income. This suggests that education, while mildly protective, is not as protective as income. It also suggests that at least in Great Britain and the Netherlands, housing tenure may mediate the relationship between education/income and health. Hence, although the most substantial differences in health are to be found using income and education as socioeconomic indicators, there was some difference in health status according to housing tenure.

In a US study that specifically tests the relationship between education, neighbourhood and health, Browning and Cagney (2002) find that education moderates the relationship between neighbourhood and health. As neighbourhood disadvantage increases, the protective effects of education on health decrease. The level of collective efficacy plays a crucial role in this relationship such that the greater the capacity of the

neighbourhood to use its social resources to reduce crime, the greater is the protective effect of education. One striking result indicates that the probability of experiencing fair to poor health in a neighbourhood with low collective efficacy remains roughly the same (17%) across education groups, while the probability of experiencing fair to poor health in neighbourhoods with high levels of collective efficacy declines from 12% to 5% as education level increases from 4th grade or lower to graduate degree. Other aspects of the residential environment showed associations with health, as is reported by Stafford *et al.* (2005) and Cummins *et al.* (2005). These studies find statistically significant associations between health and the following neighbourhood characteristics: left-wing political climate, physical quality of residential environment, some aspects of social capital such as political engagement and integration into wider society, and unemployment.

Summary

Parental education impacts on neighbourhood choice through income, aspirations and lifestyle. The stratification of neighbourhoods by social class and education is strongly apparent in most urban environments. However, although the theoretical grounds for an effect of parents' education on neighbourhood choice are strong, to our knowledge there is no evidence that identifies and establishes empirically a causal role for parents' education.

In terms of the relationship between neighbourhood attributes and health, the empirical evidence suggests that individual and household characteristics are more important than neighbourhood characteristics in explaining health differences between individuals. However, even when adjustments are made for individual and household characteristics, neighbourhood effects still remain, although the magnitude of these effects is small. This does not mean that neighbourhood effects are unimportant as they are perhaps more amenable to policy intervention than are individual and household characteristics. However, this does suggest that neighbourhood effects are not a key mediator of the effects of education on health.

Education effects on bridging and bonding community social capital

Few studies have investigated the sense of connection with others as an outcome of education, but many studies investigate other related outcomes, such as empathy, interpersonal trust, supportive relationships, social interaction, sense of community and voluntary activity. These outcomes, therefore, relate very strongly to the civic participation/social capital outcomes that are treated in the above Campbell report. Yet, these outcomes are also relevant here because social networks and links between people provide resilience and protection that are important for the prevention of ill-health.

In a review of evidence, Emler and Fraser (1999) cite studies which indicate that individuals with more years of education and higher levels of attainment tend to have a greater sense of connection with others and a broader outlook. These outcomes are identified as outcomes of attendance at a summer University by older learners in Britain (Jarvis and Walker, 1997) and of participation in a variety of courses which form part of a programme for people with mental health difficulties living in England (McGivney, 1997). They are also reported as benefits of participation in a variety of adult learning courses in a large scale and in-depth qualitative study of the wider benefits of learning (Schuller *et al.*, 2004).

In her evaluation, McGivney (1997) found that participation in the programme courses led to empathy building and a sense of community. Other qualitative studies have identified these social benefits as outcomes of participation in college based courses amongst users of mental health services (Wertheimer, 1997), US secondary schools (Angell, 1998), and a community-based physical education programme for US high school students (Ennis *et al.*, 1999). Analyses of nationally representative British cohort data suggest that relatively high levels of inter-personal trust are associated with participation in higher education (Bynner and Egerton, 2001). Although the data are longitudinal and the statistical models include controls for many potential sources of confounding bias, there are no measures of trust before participation in higher education and so we interpret the findings as indicative of the possibility of cause and effect but not as proof.

Meeting people and forming supportive relationships are outcomes of education identified in qualitative studies (*e.g.* Hammond, 2004; Dench and Regan, 2000) and an evaluation of mentoring programmes on a health education course for people aged 55 and over living in the Netherlands (Kocken and Voorham, 1998). Quantitative studies provide evidence for the correlation between forming supportive relationships and participation in higher education (Bynner and Egerton, 2001) and years of schooling, having a college degree, or attending a prestigious university (Ross and Mirowsky, 1999).

Marmot *et al.* (1991) report findings from the Whitehall II study, which involved interviews with a large number of civil service employees. Participants in lower status jobs (who would have tended to have relatively low levels of education) had poorer social relations than those in higher status jobs (who would have higher levels of education). More subjects in lower status jobs reported visiting relatives once a month or more, whereas those in higher status jobs visited friends. Fewer people in lower status jobs were involved in hobbies. Fewer men in lower status jobs had a confidante in whom they could confide when they had problems or from whom they received practical support; more reported negative reactions from persons close to them. These patterns were less clear in women.

So which aspects of education promote a sense of connection with others? Kerr *et al.* (2004) report findings from a longitudinal survey combined with case studies of nine schools in Britain that sets out to assess the effects of citizenship education in Britain. Citizenship education in Britain is based around three interrelated components of citizenship: in the curriculum, in the school as a community, and in partnership with the wider community. They highlight the importance of a supportive school ethos and value systems in the school that dovetail with the goals of citizenship education. Also important is the active involvement of students in the school as a community through a range of structures such as school and class councils and peer mentoring, and opportunities for students to learn about and experience citizenship education in a range of contexts. Links between students of different ages promote citizenship and so does involvement in the local community. The authors find that large schools with a positive, participatory ethos, that have previous links with the community and that encourage active participation in class by students are most effective in promoting citizenship.

Effects of bridging and bonding community social capital on health outcomes

Different indicators of bridging and bonding social capital have been used to operationalise this concept in quantitative analysis. There is a growing body of evidence indicating that sense of connection with others, inter-personal trust, community social

trust and feelings of belonging are positively associated with health. Most of the large scale studies use cross sectional data. Prospective studies use much smaller samples and include few controls. Therefore, we cannot yet draw rigorous conclusions about causal effects, although the evidence does help us to understand the likely mechanisms and is suggestive of an important channel requiring better data and further study.

One of the indicators of social capital that has been modelled is membership of voluntary associations, on the grounds that these associations may enable individuals to get support or to access direct resources from other members. Lochner *et al.* (2003), using data from the 1995 Community Survey in Chicago and hierarchical generalised linear models (see glossary in Appendix 4.1), estimate that membership of associations and mortality rates are negatively associated. However, when using cancer-specific mortality rates the association disappears. Similar results are found by Veenstra *et al.* (2005). Using data from a telephone survey of a random sample of adults in the city of Hamilton, Canada, results suggest a small association between associational involvement and BMI, and no association with self-rated health or emotional distress.

Other indicators are political participation and social networks. Kawachi *et al.* (1999) examined the links between women's political participation and health status in the United States. Using OLS regression, results indicate that US states with higher levels of female political participation also had lower female mortality rates and fewer number of days during which women reported activity limitations. Zunzunegui *et al.* (2004) show that networks of family or friends can also impact on health. Using data from two French-speaking Canadian communities (Moncton and Montreal), they find that self-rated health was better for those with a high level of social integration (measured by the number of social activities) and a strong network of friends in both locations. In addition, in the community in Montreal family and children networks were positively associated with good health. In Japan, Okabayashi *et al.* (2004) show that among older Japanese who are married with children, social support from the spouse has a greater association with positive well-being than social support from children and others. However, cognitive functioning is uncorrelated with all sources of positive and negative social exchanges. In contrast, among those without a spouse, greater support from children is significantly correlated with higher positive well-being, less distress, and less cognitive impairment.

A sense of connection with others is also positively associated with health. A study by Berkman (2000) on a sample of 194 men and women, 65 and over living in non-institutionalised settings in New Haven, Connecticut, United States, provides further evidence of a strong association between emotional support and increased mortality risk following a heart attack. A moderately long time series is available as individuals in the sample were interviewed annually from 1982 until 1992, and then less regularly until a final wave of follow-up interviews in 1995 and 1996. In this study, 53% of older men and women who had no sources of support, died in the first six months, compared to 23% of people who had two or more sources of support. Thus, people who lacked emotional support were over twice as likely to die in the six-month period. Their results indicate that the association between emotional support and mortality increases, such that people were almost three times as likely to die in the six-month follow up period if they had no emotional support compared to people who had one or more sources of emotional support (odds ratio: 2.9, confidence interval: 1.2-6.9).

In a large scale randomised clinical trial in the United States, researchers have tried to evaluate the effects of a psychosocial intervention on patients who have had a heart attack and who are depressed or have low social support on a combined endpoint of mortality

and a second episode of cardiac arrest (Berkman *et al.*, 2003). As part of the Enhanced Recovery in Coronary Heart Disease (ENRICHD) trial, the treatment group receive psychosocial intervention conducted by social workers and psychologists who are trained to conduct a standard protocol based on cognitive-behavioural therapy. In a 2003 publication in the Journal of the American Medical Association, the Writing Committee for the ENRICHD Investigators found no reduction in deaths or second heart attacks. However, study participants in the treatment group showed significant improvement in depression and social functioning. At 6 months, depressed patients in the treatment group had a 57% reduction in depression versus a 47% reduction in the usual care group. Patients with low social support in the treatment group had a 27% improvement in this condition compared to an 18% improvement in usual medical care.

Mitchell *et al.* (2000) found associations between feeling part of the community and health in areas characterised by varying levels of decline in industrial employment in the United Kingdom. The individual level data are taken from the 1984/5 sweep of the Health and Lifestyle Survey (HALS) of approximately 9 000 individuals. Using multi-level modelling (see glossary in Appendix 4.1) techniques and controlling for age, the authors found that not feeling part of the community raised the odds of ill health by 28%. The most marked health difference between those who feel part of their community and those who do not is amongst the middle-aged and older population, amongst whom variation in health is also greatest. Phillips *et al.* (2005) find that among elderly Hong Kong residents, although there is no direct impact of (objective) dwelling conditions on health, the relationship between dwelling conditions and psychological well-being is moderated by the degree of residential satisfaction. Residential satisfaction refers to satisfaction with the home in which one lives, but also to the physical aspects of the neighbourhood and pollution.

Young, Russell and Powers (2004) developed a measure of sense of belonging in a neighbourhood using data from a survey of 9 445 women aged 73-78 and living in Australia. A better sense of belonging was associated with better physical and mental health, lower stress, better social support and being physically active. Subramanian (2004) examined relationships between self-rated health and community social trust (measured at the level of the community) and individual trust perception (measured at the level of the individual). Using a large dataset of 21 456 individuals nested within 40 US communities and multi-level modelling techniques, the authors found that higher levels of community social trust were associated with a lower probability of reporting poor health, even after controlling for individual demographic and socioeconomic factors. Controlling for individual trust perception reduced the association to insignificance. However, the health-promoting effect of community trust was greater for high-trust individuals and, conversely, the health-promoting effect of community trust was smaller amongst low-trust individuals.

Other studies using cross-sectional data find that feelings of belonging correlate with lower rates of depression and suicide ideation (Bailey and McLaren, 2005) and that interpersonal trust is associated with happiness (*e.g.* Helliwell, 2002 cited in Layard, 2003). Hill and Angel (2005), using a sample of low-income women with children from three large, metropolitan cities in the United States find that the positive association between an individual's perception of neighbourhood disorder and heavy drinking is largely moderated by anxiety and depression. These cross sectional studies do not provide evidence of effects because it is likely that ill-health may impact negatively on social connections. For example in a qualitative study of Scottish adolescents, respondents reported that social connectedness was a source of psychological well-being and was also

helpful in relation to other health concerns. The absence of such connectedness was reported to be a source of distress and harmful in relation to health.

Summary

Social capital is hypothesised to have a direct impact on health as a result of its beneficial effects on individual attributes and activities and on providing support and social connectedness at important moments. It may also moderate the effects of health behaviours or other socioeconomic background variables, for example social capital may interact with neighbourhood wealth as a determinant of population health.

Additionally, social capital varies by neighbourhood socioeconomic status. In general, stores of bonding social capital may be stronger in neighbourhoods of lower socioeconomic status, bridging social capital tends to be found in greater amounts in neighbourhoods of higher socioeconomic status which provides residents with greater potential success in mobilising to improve their neighbourhoods.

Social networks have a positive association with health. The effects of various sources of social support, for instance family or friends, and their interactions with health vary depending on the specific dimension of health that are assessed as well as the nature of social networks. For example, for some health behaviours such as smoking or drinking during adolescence peer groups have very important effects. However, less is known about peer effects on adults' health behaviours. Our most robust evidence is from a US randomised control trial which shows that social and psychological support is significantly associated with a reduction in depression and improvements in social functioning.

What then, do we know empirically about the relationship between education and social capital? Conclusions at this stage can only be tentative. Nonetheless, a body of evidence is emerging that indicates a causal relationship between education and measures of social capital at the community level, such as voter registration, voting and some other forms of civic participation.

To conclude, the evidence indicates that social connectedness or its absence may be an important outcome of educational experience, depending on the structure and quality of provision and the nature of the experiences. Social networks and social capital and trust are also important in the formation of health outcomes. As with other elements of the conceptual model, the indirect pathways have not been rigorously and explicitly tested such that we are unable to make strong assertions about causality one way or the other, nor can we provide meaningful estimates as to the magnitude of effect sizes. This necessary caution cannot accurately be taken as evidence that these components of the model are untestable or unimportant, as neither statement would be supported by the theory or the available evidence.

Context 4: the macro-level context (inequality and social cohesion)

Changes in income inequality have been usefully reviewed by Aghion, Caroli, and Garcia-Penalosa (1999) and Atkinson (1997). Over the last twenty years we find no universal trends for income inequality, measured by the Gini coefficient. In the United States and the United Kingdom, the Gini coefficient has increased sharply, yet it has remained constant in Germany and decreased in France, Italy and Canada. For the gap in labour earnings, there has been a more general widening in several OECD nations in

recent years. This has been the case for the United States, the United Kingdom, Australia, New Zealand, Canada, Austria, Belgium and Japan. For just a few countries the gap has remained stable, however and the gap has narrowed in some periods in Finland and France, and Germany and Italy.

Education effects on inequality

The role of education on increasing income inequality or on widening the earnings gap is not straightforward. Returns to higher qualifications have increased more rapidly than those to lower levels of qualifications. This tends to be explained by skill-biased technological change.

Education also impacts on employability and so it is relevant that returns to experience have also increased over time. For example, over the same decade the ratio of wages of older to younger workers rose by 5.4% in the United Kingdom. A possible explanation for this increase emphasises the role of organisational change within firms. This is, the specific ways in which workers interact and learn in the workplace are likely to be crucial in determining their productivity, and hence wages.

Education in the aggregate could impact inequality in very different ways (Green, Preston and Sabates, 2003). In one context education could interact with social capital to promote social mobility, but this may impact upon the mobility of others. For example, Ball (2003) cites studies across a number of countries, including the United Kingdom, the United States and France, showing how the activities of middle-class parents in monopolising Parent Teacher Associations and accessing networks of “hot knowledge” concerning schools and universities impede working-class access to education. This limits the potential for education to support social mobility and reduce inequality.

Governments play a crucial role in addressing inequality by means of redistributive policies and other mechanisms of social protection. However, government actions cannot be treated exogenously (Atkinson, 1997). For instance, Nie *et al.* (1996) show that better educated people in contemporary United States are more likely to be more engaged in politics because they are or feel themselves to be better able to understand and engage with political issues effectively, and because their higher levels of education lead to jobs with better access to the “network-central” positions that facilitate political participation. Individuals with higher levels of education are in a better position to bargain for pensions and state benefits from elected governments. Similarly, increases in overall educational attainment or participation may increase the capability of voters to engage in political debate and to hold government to account. Whether or not this leads to pressures in favour of redistribution is another matter.

Effects of inequality on health

Many recent studies have explored the income inequality hypothesis (IIH), the notion that the relative level of income is a more important determinant of health than the absolute level of income. Two versions of the hypothesis can be identified. The strong version holds that income inequality is deleterious to the health of all members of a society, while the weak version posits that the effects of income inequality are felt only by the least well off in a society. Estimating the relationship between income inequality and health is difficult because of the necessarily small sample size of many cross-national studies and difficulties in data comparability. It is also difficult to fully control for the counter-hypothesis that countries with higher levels of inequality have worse health

outcomes because they include a greater number of people with poor access to resources and who therefore suffer from the ill effects of these absolute differences.

For the purposes of this review, we differentiate the papers in three primary ways. First, in terms of what version of the IIH is being tested; second, by whether the analysis is between-country or within country; and third, by whether the data used are primarily individual-level or aggregate data. The evidence with respect to the IIH, tested between countries using primarily aggregate data is mixed. Mellor and Milyo (1999), in their exploration of the relationship between income inequality – measured by the Gini coefficient – across thirty countries for 1960, 1970, 1980 and 1990, find no evidence of a robust association between income inequality and life expectancy or child mortality. In fact, in some specifications of the model, they find that income inequality is associated with increased life expectancy. On the other hand, Asafu-Adjaye (2004) using the same income inequality and income measures, and exploring the same two health outcomes finds a negative association between income inequality and infant mortality and life expectancy, although the precise finding depends on the measure used as a proxy for income. The statistically significant result emerges when the UN's Human Development Index (HDI) is used as a proxy for income. When GDP per capita is used as a proxy for income the association is no longer statistically significant.

The second group of studies explore income inequality between countries using individual-level data. Deaton and Paxson (2001b), explore the causes of mortality in Britain and the United States in the period of 1971-1998, using normal gross weekly household income as their income measure. All other variables in the model are from individual-level data, except for the Gini coefficient, which is an aggregate measure of inequality. They do not find a consistent relationship between income inequality and mortality in either country. Where the findings are statistically significant, they are surprising. For example, greater income inequality in the United States is associated with lower mortality in younger and older men.

In an explicit test of the strong version of the IIH using individual level data from the Whitehall II study in Britain and the GAZEL study in France, Fuhrer *et al.* (2002) find evidence of a strong, negative, statistically significant association between socioeconomic position and morbidity, a relationship that holds for each occupational category.

The third type of studies use individual-level data to explore how differences in income inequality within a country may affect individual health. Almost all of these studies control for income using household income or some variation of it and all include a measure of inequality. Most of the studies in this category use British or American data. As with the multi-country studies using aggregate data, the evidence here is mixed. In US studies, while Lopez (2004) finds a statistically significant negative relationship between income inequality and self-rated health, even after controlling for income, age, sex, metropolitan area per capita and education, Mellor and Milyo (1999, 2002, 2003) fail to find a consistent relationship between income inequality and various health outcomes. In an explicit test of the strong and weak versions of the IIH, Mellor and Milyo (2002) find initial support for both versions of the hypothesis. However, when a variety of controls are included in the estimation, the statistical effects become insignificant and the signs on some coefficients change.

From studies using British data, Shaw *et al.* (2000) find that almost one quarter of all deaths in Britain between 1994 and 1997 can be attributed to unfavourable economic circumstances, such as area based-poverty. By their estimation, 24% of deaths of people aged 15-64 would not have occurred had the mortality rates of the least deprived decile of

the population applied nationally. They also find striking evidence that increasing mortality is not due only to the concentration of poverty – that is, to absolute income – but in fact, that increasing mortality differentials run hand in hand with increasing levels of income inequality.

In a direct test of the notion that it is relativities that account for differential health outcomes, Wildman (2003a) investigates the relationship between absolute and relative income on self-rated mental health in Britain. Data on annual household income are supplemented by a measure of subjective financial situation. A relative deprivation measure, designed to reflect a person's felt level of deprivation is also included. Wildman argues that an individual feels more deprived as the number of individuals in a society with income y increases. Hence, individuals with income lower than 50% of average income are said to be deprived and given a value of 1, while those with income higher than 50% of average income are said to have no deprivation and are given a value of 0. Wildman finds that increases in relative deprivation increase the ill-health of women, while subjective financial status has a large, negative impact on the health of both men and women. Wildman finds support for both the strong and weak versions of the IHH. In support of the strong version of the IHH, he finds that subjective financial status is contributing a great deal to health inequality, and that health inequalities could be reduced by making poor individuals feel better off, or making the rich feel worse off. For example, for men, "good" subjective financial status is associated with a 0.829 percentage point decrease in health (sig. with $t = -7.487$), while "very difficult" subjective financial status is associated with a 3.411 percentage point decrease in health (sig. with $t = 15.31$), which contributes roughly 14% to overall health inequality. In support of the weak version of the IHH, he finds that income inequality differentially impacts those who are concentrated in the lower end of the income distribution, in this study, widowed women, retired persons and older persons. For example, although being a widowed woman is associated with a 2.219 percentage point increase in health (sig. with $t = 7.137$), the concentration index suggests that poor health is more concentrated among those in lower income groups and that the current distribution of widowed women increases health inequality by 25%.

Summary

One consistent result of studies that investigate the income inequality hypothesis (IHH) is that education is a protective factor. That is, it moderates the relationship between income inequality and health, mitigating the effects of inequality on the health of more educated people. It is clear that education has a central role in the determination of income inequality, and other aspects of inequality. However, the role of education depends on labour market considerations, technological changes, within-firm organisation, social positioning, cultural capital, and government policies.

The evidence does not provide a clear conclusion as to the relative accuracy of the different versions of the IHH. Thus far, it appears that there is more evidence in support of the weak version of the IHH (the effects of income inequality are felt only by the least well off in a society) suggesting that relative deprivation amongst those in the lowest income group has a perceptible effect on health, though few studies have good measures of the impact of relativities on an individual's health. However many unanswered questions about the direction and magnitude of the association between inequality and health remain. Effect sizes are often large but statistically insignificant, reflecting the small sample sizes of cross-country studies.

Education effects on social cohesion

With respect to the impact of education on social capital at higher levels of aggregation, we draw on the previous work of the WBL. In a review of the literature and evidence on the macro-social benefits of vocational education and training (VET) and education and training more generally (ET), Preston and Green (2003) find a strong statistically negative relationship between educational inequality and social cohesion, using crime and social dislocation as proxies for social cohesion. Social cohesion is the term used in this study to refer to the stock of social capital at the societal level. They argue that the effect of educational inequality on social cohesion is indirect, although there is more than one pathway linking the two. The most important pathway is through income, such that much of the association between educational inequality and social cohesion appears to be mediated by income inequality, with educational inequality during childhood and adolescence leading to income inequality in adulthood, which in turn results in lower levels of social cohesion.

Preston and Green find that a skewed distribution of education impacts on crime through labour market mechanisms which increase the probability of unemployment and a lower salary for those with low levels of educational attainment. They maintain that although the evidence is still unclear, research to date suggests that income inequality and thereby educational inequality is an antecedent of some types of crime. Education may also impact upon societal cohesion through other pathways, thereby reducing (or exacerbating) other social tensions. For example, a more equitable distribution of education is associated with an increase in institutional trust and a decrease in social exclusion and spatial isolation. Preston and Green note the positional nature of education and caution that simply raising education, skills and training levels is neither a necessary nor sufficient condition for promoting macro-social benefits. Improving the distribution of educational outcomes may be one way in which education and training can make some contribution to more general economic and social redistribution.

This notion is echoed in work by Green, Preston and Sabates (2003) who use cross-national, quantitative data to explore the relationship between education and social cohesion. Using aggregated data for 15 countries from the World Values Survey (WVS), International Adult Literacy Survey (IALS), and Interpol crime statistics, they find no significant relationship between mean levels of education and societal cohesion. However, excluding outliers Germany and Norway – with the lowest and highest social cohesion scores, respectively – they find a negative, significant correlation of -0.765 between social cohesion and education inequality. In a robust regression analysis, a 0.1 change in education inequality, for example from 1.2 to 1.3, will decrease the social cohesion index by -0.583 units. Similarly – again excluding Germany and Norway – Green, Preston and Sabates find a negative, statistically significant correlation (-0.616) between income inequality and social cohesion.

Effects of social cohesion on health

Levels of social cohesion have also been shown to have a demonstrable effect on health. Havemann and Pridmore (2005) explore the relationship between educational intervention and social cohesion, and their subsequent relationship with health in Kenya. In particular, they examine the link between the Community Based Nutrition Programme's (CBNP) intervention, which implemented a social educational process, and change in social cohesion to improve the nutritional status of children aged 12 to 60 months of age. The intervention implemented by the CBNP comprised of a social

educational process using participatory learning and action (PLA) techniques at community level. This process was designed to build community capacity and enable the community to gain better access to the government services delivered to the community (health, education, agriculture, water and sanitation, etc.). Two communities were chosen with each community having an intervention group and a control group. Data for this study were collected between 1995 and 2003. When baseline data were compared to post-intervention data, their results showed that in the community with higher levels of social cohesion, the follow-up survey showed that fewer children in the intervention group were undernourished compared to the control group. However, this was not the case for the community with lower levels of social cohesion. Qualitative data collected throughout the process indicated that while opportunity structures such as equal access to and distribution of resources, capacity building and management were all important, the most important underlying variable was social cohesion. From the evidence, the authors assert that “communities with better social cohesion may be expected to mobilise themselves more quickly and efficiently for dissemination of information and for understanding and demanding voice in the political economy of the systems that surrounds them” (pp. 25).

Other evidence in support of the relationship between social cohesion and health indicates that death rates may also be two to four times as high among those who are poorly socially integrated compared with those with more friends, more social support, or more community involvement (House, Landis and Umberson, 1988; Berkman, 1995). Trust and norms of reciprocity are also associated with health (Kawachi *et al.*, 1997). Using data from the World Values Surveys and multivariate logistic regressions, Lavis and Stoddart (1999) find that trust is directly associated with health in Canada, the United States, Germany, Italy and Japan, even after controlling for potential individual-level risk factors.

Summary

We found no evidence to suggest the existence of a causal relationship between education and social cohesion on the one hand, and between social cohesion and health on the other hand. We suspect that this is because the relationships are too complex and multifaceted to lend themselves to straightforward causal relationships. This is not to suggest, however, that social cohesion is unimportant. On the contrary, we have theoretical reason to believe that education has an impact on social cohesion and that moderate to high levels of social cohesion are important for good health. In fact, there is much associational evidence, linking education to social cohesion and in turn, to health. The evidence reviewed here points to a strong association between the distribution of education – and income – and social cohesion. Much of the association between education and social cohesion appears to be mediated by income. Nonetheless, educational inequality also appears to have independent effects on social cohesion. Studies have also linked social cohesion to health. Associational evidence seems to implicate social cohesion as an intervening variable between structures, policies and interventions on the one hand, and health outcomes on the other. For example, in a Kenyan study, researchers found that policies were more likely to be implemented and yield desirable outcomes in communities with higher levels of social cohesion. It appears, therefore, that social cohesion moderates the relationship between social and economic inputs and health.

4.11. Evidence on the mechanisms: effects on the self

Self-concepts

Education effects on self-concept

The evidence is consistent that education can have positive effects on both global and specific self-concepts. Most of the evidence comes from qualitative studies, especially evaluations, but there is also consistent quantitative evidence of positive correlations between education and self-concept.

Below, we describe evidence from:

- quantitative studies that assess the relationships between initial education and levels of self-esteem and self-efficacy;
- quantitative studies investigating the impacts of adult learning;
- qualitative studies investigating the impacts of adult learning, and;
- evaluations of specific learning programmes.

Evidence that certain factors contribute to self-efficacy is presented and we suggest how these factors are likely to be affected by education. At the end of the section, we discuss what aspects of education are important for the promotion of a positive self-concept.

We have not found many studies that estimate correlations between initial education and self-concept in adulthood, but those that we have found provide consistent evidence that adults with higher levels of education tend to also enjoy relatively high levels of self-efficacy, optimism and happiness. For example, correlations have been found between years of education and self-efficacy, self-esteem, optimism and happiness amongst residents of the United States aged between 70 and 79 (Kubzansky *et al.*, 1998) and pregnant women living in California (Rini *et al.*, 1999). Hammond and Feinstein (2006) analysed data from the British cohort study of individuals born in 1958 and found that after controlling for social and psychological background factors, cohort members who had flourished at secondary school (during the late 60s and early 70s) had, at age 33 relatively high levels of satisfaction with life, optimism and self-efficacy. Interestingly, both educational attainment and engagement at school were important aspects of school flourishing for these positive outcomes in adulthood.

Feinstein and Hammond (2004) and Hammond and Feinstein (2006) analysed the 1958 cohort study data and found correlations between participation in adult learning and changes in efficacy and optimism between the ages of 33 and 42, after controlling for family, social and educational background, and current life circumstances. They were found for both men and women regardless of the levels of education at the beginning of

the course. Hammond and Feinstein (2005) supplemented the findings for self-efficacy with in-depth interviews with members of the same cohort who had left school with poor qualifications. This small-scale qualitative study similarly found that taking courses in adulthood can lead to improvements in self-efficacy for people who did not attain high or indeed any qualifications at school, although these interviews also highlighted the diversity of possible explanations for improvements in efficacy such that we cannot be sure that these indicate genuine causal effects.

Dench and Regan (2000) used a combination of quantitative and qualitative methods to investigate the impacts of participation in learning for adults aged between 50 and 71 living in England and Wales. The learners reported that learning had led to increases in their self-confidence, their enjoyment and satisfaction with life, how they felt about themselves and their ability to cope with everyday life.

A large-scale in-depth qualitative investigation of the impacts of adult learning was conducted by Schuller and his colleagues (Schuller *et al.*, 2002; Schuller *et al.*, 2004). It involved over 140 biographical interviews with adults who were currently participating in various types of adult education together with group interviews with practitioners providing adult education. One of the authors' conclusions is that:

“The most fundamental and pervasive benefit from learning of every kind is a growth in self-confidence” (Schuller et al., 2002, p. 14).

The study found that participation in a range of adult learning programmes could give adults the confidence to take on more active social roles, to try out new things, and to tackle issues rather than ignore them. It empowered some learners to take additional courses and apply for jobs, and to visit places that they would not otherwise have visited, such as art galleries, museums, libraries, and to travel abroad. Learning led to improvements in self-esteem, self-understanding, a clearer sense of identity, the capacity to think independently, a sense of purpose and hope, improved competencies and communication and better social integration (Hammond, 2004). Respondents of both genders, all ages, every ethnic background interviewed, every occupational class, all levels of previous education, and living in families or households of every kind mentioned that they had experienced increased self-esteem (maybe not using this precise term) as an outcome of learning at some point during their life. Almost as many types of respondents mentioned outcomes of learning, such as self-understanding, doing something for oneself, and purpose and hope (Hammond, 2004).

Numerous evaluations of educational initiatives provide evidence that outcomes include self-esteem, self-efficacy and self-understanding, for different types of courses and for different groups of people. These include evaluations of courses in higher education in England taken by mature women (Cox and Pascall, 1994), adults participating in higher education and access courses in England (West, 1995), adults in England who were returning to education (Hull, 1998), older adults receiving mentoring support on a psychosocial support programme in the United States (Koberg, Boss and Goodman, 1998), and courses offered at various levels to adults with chronic health problems and/or employment difficulties living in England (McGivney, 1997).

Wertheimer (1997) reviewed evaluative studies of community-based adult education courses that were attended by mental health service users. She also conducted a survey of over 30 such courses using questionnaires to investigate the experience of participants. She concludes that for mental health service users, participation in these community-based courses led to improvements in confidence, self-esteem, self-efficacy and mental

health. More recent qualitative studies indicate that participation in education has positive outcomes for mental health service users (*e.g.* Westwood, 2003).

Theodorakou and Zervas (2003) found that physical education had impacts on children's self-esteem. They examined the influences of two PE teaching methods on children's self-esteem in a publicly-funded school in Athens. Both methods were associated with increases in self-esteem but the more child-centred approach, which used group discussion and creative techniques was associated with increases in all aspects of self-esteem – cognitive, physical and social, as well as global – whereas the more traditional teacher-directed methods of teaching PE were associated with increased global self-esteem but more particularly with the physical as opposed to the social aspects.

Bandura (1997) reviews the evidence to examine the sources of self-efficacy. One source of self-efficacy is vicarious experience, which refers both to learning from the competence of others (*e.g.* teachers and peers) and social comparison. Social comparison is inevitable in educational settings because students are aware of and interested in each others' attainment and ability.

Another source of self-efficacy is verbal persuasion, when significant others express faith in one's abilities rather than convey doubts. This source of self-efficacy is also relevant to education because students receive from their teachers and peers explicit as well as implicit feedback on their performance and abilities. Bandura suggests that verbal persuasion has more impact when it is within realistic bounds and on people who already believe that they can produce effects through their actions (Chambliss and Murray, 1979a and 1979b), so we predict that teachers' feedback to pupils is particularly likely to impact on their self-efficacy.

The arguments and studies described above present a glowing impression of the potential impacts of education on self-concept. It is important to remember, however, that education also has the potential to undermine self-esteem and self-efficacy and create confusion. In the first study described in this section, Hammond and Feinstein (2006) found that adults who had flourished at secondary school had relatively high levels of efficacy, life satisfaction and optimism. However, every member of this cohort should have attended secondary school and according to the definition used in the research, about half of this group did not flourish there and have relatively low levels of efficacy, life satisfaction and optimism.

Similarly, not all evaluations of adult education programmes report positive impacts of participation. For example, Randle (2003) found that amongst students on a diploma course in nursing, global self-esteem decreased dramatically between the start and the end of the course. The qualitative part of the study indicated that during the 3 years, students felt increasingly powerless to be the sort of nurse they wished to be.

Participation in particular educational streams also appears to have consequences for self-esteem and they are positive for some streams and negative for others. Houtte (2005) examined the consequences for global self-esteem of being in a technical/vocational secondary school as opposed to a general secondary school in Belgium. Houtte found that boys in technical/vocational schools have lower self-esteem than boys in general schools, but for girls there was no difference with school type.

In contrast, a much larger scale study using data from the OECD Programme for International Student Assessment (PISA) found that academic (as opposed to global) self-concept is negatively correlated with the level of average achievement in the school attended (Marsh, 2003). The correlation was statistically significant in 24 of the

26 countries included in the study and non-significantly negative in the remaining two countries. It is equally strong regardless of the individual student's level of achievement. Marsh refers to the relationship as the Big-Fish-Little-Pond Effect (BFLPE).

So which aspects of education are important if we wish to increase levels of self-efficacy, self-esteem and well-being? In the large-scale qualitative study described above, Schuller *et al.* (2002, 2004) found that participation in adult learning programmes has the potential both to promote and undermine psychological development. This is because participation involves risk taking; in order to learn, the individual must be prepared to admit a degree of ignorance and adopt new aspects of knowledge and perspective or try out new skills. If learners feel successful in their endeavours or if they feel that they have benefited from the experience, this will make them feel more confident in themselves and more confident about taking risks. Consequently, it will build their sense of self-esteem and self-efficacy. It may also broaden their horizons so that they understand themselves in a different context, invest more in their future and change their hopes and aspirations. Lack of success, on the other hand, can undermine self-esteem and aspirations and lead to alienation.

The content of what is learnt, the pedagogical style and who one learns with are aspects of learning that influence psychological development (Schuller *et al.*, 2004). For example, self-esteem and self-efficacy increase as learners are praised or receive formal feedback or accreditation for succeeding in tasks which they perceive as challenging. Courses in the social sciences taught through discussion with students from diverse backgrounds promote self-understanding and independent thinking and can lead to changed hopes and aspirations (Preston and Hammond, 2003).

Effects of self-concept on health

We first of all present evidence that self-concept affects health. Most of the evidence presented relates to the effects of self-esteem on eating disorders and suicide. The rest of the section presents evidence concerning relationships between self-esteem and self-efficacy and other factors that impact on health and well-being. These other factors are health behaviours, management and perception of ill health, and coping with stressful circumstances.

We draw on a review of the evidence for causes and consequences of low self-esteem conducted by Emler (2001). He does not address education as a potential cause of self-esteem, but the consequences he considers include eating disorders and suicide. In relation to eating disorders, his first point is that the evidence for a simple correlation between low self-esteem and eating disorders is consistent, extensive and incontrovertible. Studies using cross-sectional data find associations between low self-esteem and anorexia, bulimia, binge eating, disordered eating, unhealthy weight loss, and attitudes toward eating. The association appears to be with global self-esteem rather than with a sum of a set of evaluations about the self.

Prospective studies provide more evidence about the causal relationships linking self-esteem and eating disorders. This research finds that low self-esteem predicts later indications of an eating disorder, although the magnitudes of the associations found are not very large. Calam and Waller (1998) note that the more accurate predictor of eating problems at 19 years old was eating attitudes rather than level of self-esteem at age 12. This raises the question of whether low self-esteem predicts problematic eating attitudes, which lead to eating disorders later on, or whether the association at age 12 exists for

some other reason (for example, lack of family support might affect both self-esteem and attitudes toward eating). Studies that examine the relationships between self-esteem and subsequent changes in eating behaviours still find correlations indicating that low self-esteem may contribute to eating disorders.

Further research in this area indicates that self-esteem is linked to body dissatisfaction. For boys, the aspects of body that are important for satisfaction appear to be chest size and musculature whereas for girls, size and weight are more important. Researchers have investigated whether self-esteem mediates or moderates relationships between body dissatisfaction and eating disorders. Self-esteem may also mediate relationships between eating disorders that develop after stressful experiences such as sexual abuse and parental disapproval.

Numerous studies using cross-sectional data indicate a simple association between low self-esteem and suicide ideation and suicide attempts in a variety of age and cultural groups. A smaller number of longitudinal studies find that low self-esteem predicts later suicidal ideation, suicide attempts and suicide. It appears from other studies that low self-esteem is one of a range of risk factors for suicidal ideation, suicide attempts and suicide. However, the relative importance of self-esteem compared to other contributing factors is difficult to assess.

Studies that investigate the risk factors for suicidal thoughts and/or behaviours provide mixed evidence about the relative importance of self-esteem. In some studies, after including all hypothesised risk factors, the contribution of self-esteem remains statistically significant, whereas in others, it does not. Whether self-esteem remains an important predictor of suicidal ideation and suicide attempts seems to depend on which other risk factors are included in the analysis and how they are constructed.

Self-esteem is closely associated with other measures that are used to assess a person's feelings about themselves, such as depression, negative affect, hopelessness, fatalism, and locus of control. Such measures are included in all of the analyses in which self-esteem does not appear to be an important predictor of suicide ideation or attempts but they are not included in many of the studies which find that self-esteem is a risk factor. It is likely that the observed salience of self-esteem as a risk factor depends on how these measures are constructed and how many are included in analyses that examine the risk factors for suicide. What we can conclude is that how a person feels about him/herself – in other words, his/her self-concept – is almost certainly a risk factor for suicide ideation and suicide attempts.

An additional study provides evidence of an association between self-concept and health and well-being. Herzog *et al.* (1998) found that agentic self-concept (active, hardworking and competitive), and to a lesser degree social self-concept (loved, caring and outgoing) were each correlated with health and well-being amongst older adults living in Detroit, United States.

The rest of this section presents evidence concerning relationships between self-esteem and self-efficacy and other factors that impact on health and well-being; health behaviours, management and perception of ill health, and coping with stressful circumstances.

Emler (2001) reviewed the evidence about the consequences of low self-esteem for drug use and abuse, smoking, and alcohol abuse. He concludes that there is no clear evidence to suggest that these health behaviours are consequences of low self-esteem.

The studies that Emler cites provide contradictory evidence about whether a correlation exists between low self-esteem and drug use and abuse. Neumark-Sztainer *et al.* (1997) used a much larger sample than any others – over 12 000 11- to 12-year-olds. They found a link between low self-esteem and substance abuse but the association was very small in magnitude (a correlation of 0.2). That is to say that if everyone in the sample had had the same level of self-esteem, the variation in substance abuse would have been reduced by only 4%. However, longitudinal studies that assess relationships between earlier self-esteem and subsequent drug use and abuse do not find any such correlations (*e.g.*, McGee and Williams, 2000).

The story is very similar in relation to smoking. Many cross-sectional studies provide evidence that people who smoke tend to have lower self-esteem and many others fail to find these correlations. Most longitudinal studies find no evidence that earlier low self-esteem predicts subsequent smoking (*e.g.* McGee and Williams, 2000; Koval *et al.*, 2000).

There is consistent evidence that alcohol abuse correlates with low self-esteem but longitudinal studies do not find associations between low self-esteem earlier on and subsequent alcohol abuse.

A prospective study (cited above) that examines relationships between self-esteem and multiple health compromising behaviours provides some evidence of a correlation. McGee and Williams (2000) used a survey to measure self-esteem and health behaviours amongst a large sample of young people living in New Zealand. Self-esteem was measured when the young people were aged 9-13 and health behaviours were measured when the same children reached the age of 15. The authors found that global but not academic self-esteem was associated with subsequent multiple health compromising behaviours, for example self-reported problem eating and suicidal ideation. Neither global nor academic self-esteem was associated with the other individual health behaviours.

Studies that provide evidence of relationships between self-efficacy or self-esteem and health behaviours amongst adults tend to estimate interaction effects of these predictors with other factors, for example, perceived risk, mood and attachment style. Using cross-sectional data, Rimal (2001) found that there was a statistically significant interaction between self-efficacy and risk perception on US-dwelling individuals' motivation to think about cardiovascular disease (CVD) issues, use of health information and knowledge acquisition. The study also found similar results longitudinally over a two-year and a six-year period. Huntsinger and Leuken (2004) surveyed 793 university students assessing attachment style, self-esteem and health behaviour. Students with secure attachment styles had higher self-esteem and healthier behaviours than students with insecure attachment styles. Self-esteem partially mediated the relationship between attachment style and health behaviour. This suggests that the development of self-esteem may represent a pathway through which individual styles of interaction with significant others can impact on health behaviours.

There is also some evidence that low self-esteem mediates the effects of other variables on drug use. For example, Dembo *et al.* (1987) found that, for a sample of juvenile inmates, experience of physical abuse appeared to result in drug use and that this was partly mediated by the effect of the physical abuse on self-esteem. Andrews and Duncan (1997) found, in a longitudinal study, that low academic motivation at 13 led to later marijuana use and that this effect was partly mediated by the impact of academic motivation on low self-esteem.

Various studies provide evidence that self-esteem and self-efficacy affect the management and perception of ill health. For example, Wu, Tang and Kwok (2004) found that low self-efficacy and external health locus of control were each correlated with psychological distress in 159 elderly Chinese women who had chronic physical illnesses. This was a prospective study of the importance of multiple sclerosis self-efficacy (MSSE, that is, self-efficacy relating to the condition) on self-reported health status amongst adults with multiple sclerosis (MS). Data were collected on admission to hospital for treatment and then six weeks later. Multiple regression analyses found that changes in perceived walking ability and changes in the perceived impacts of MS correlated with both MSSE on admission and with changes in MSSE. Hampton (2004) examined the factors that contribute to the subjective well-being of individuals with spinal cord injuries. General self-efficacy, perceived social support, perceived health and age at injury were correlated with subjective well-being whereas income, gender, ethnicity and educational level were not.

The studies described above concern the contribution made by self-efficacy to coping with ill health. Other studies concern the contribution of self-efficacy and self-esteem to coping with other stress-inducing circumstances. Mikkelsen and Einarsen (2002) investigated the relationships between exposure to workplace bullying and self-reported psychological and psychosomatic health complaints. General self-efficacy moderated the correlation that was found between exposure to bullying and psychological health complaints; those with higher general self-efficacy tended to be slightly less affected by the exposure than those with lower general self-efficacy. Intriguingly, Shimizu and Pelham (2004) found that amongst a sample of 171 US undergraduates, positive life events were associated with better health only for those with high self-esteem. Among students with low self-esteem, positive life events were associated with poorer health.

Bandura (1997) discusses the effects of self-efficacy on health through biological mediators. He argues that the biological effects of self-efficacy beliefs largely arise while coping with acute or chronic stressors in everyday life. Experiments, performed mainly with animals (Shavit and Martin, 1987; Bandura, 1991; Maier, Laudenslager and Ryan, 1985), suggest that stressors do not result in physiological damage if an individual feels that he or she has control over them. However, stressors over which an individual has no control are associated with various negative physiological impacts including impaired immunological function (Peterson and Stunkard, 1989; Schneiderman, McCabe and Baum, 1992; Steptoe and Appels, 1989).

Summary

There is considerable evidence of important and interesting associations between features of educational experience and self-concepts and between self-concepts and health.

In terms of the link from education to self-concepts, the evidence suggests that self-concepts are not fixed but may be influenced by experiences of learning at any age. However, if signals about low ability are consistently repeated in a context in which ability is also believed to be fixed and innate, negative self-concepts become harder to change, presenting a barrier to subsequent participation in learning. Perceptions of relative achievement in learning environments have been rigorously shown to impact on self-concepts of ability. Causal processes relating to global self-esteem and self-efficacy, as compared to academic self-concepts are related to education in a less straight-forward way, as individuals with low academic self-efficacy will reduce their valuation of the

importance of school in order to protect their global self-concept. However, global and academic self-concepts will tend to be positively correlated. Although this suggests important effects of education on self-concepts, the causal effects implied by such a statement have not been precisely and rigorously estimated.

In terms of impacts on health, many of the observed associations suggest that self-concepts such as self-esteem can change the way life events impact on individuals, providing resilience and protection. The balance of the evidence suggests that low self-esteem is an important risk factor for some health outcomes such as suicide, eating problems and sexual risk-taking but not for others such as use of risky substances such as drugs, alcohol or tobacco.

We conclude from this evidence that self-concepts may be an important channel for effects of education on health but we see the need for more rigorous testing of causal processes and more assessment of the full mediation model. We also conclude that the education effect is more the result of effects of the quality of education than of effects of quantity.

Beliefs about health and health care

Effects of beliefs on health outcomes

Research on the potential for education to influence beliefs and thus behaviour change has generally been found in public health literature reporting the results of interventions built around the Health Belief Model. These specific educational interventions aim to address notions of susceptibility to and severity of conditions and the benefits and consequences of taking action to prevent ill health. Through assessing initial attitudes, perceptions and barriers to screening for colorectal cancer in a population of nearly 3 000 UK adults aged 55-64, Wardle *et al.* (2003) subsequently designed a psychoeducational intervention to increase attendance. An information guide including facts on colorectal cancer and screening and addressing psychological barriers to attendance was mailed to half of the study population. Analysis comparing rates between the intervention and control group found significantly higher (3.6%) attendance among the population receiving the information guide. More specifically, members of the intervention group exhibited lower scores on negative attitudes toward screening and indicated a positive change in the social norms around screening.

To prevent transmission of HIV, numerous interventions have been designed to increase information about the virus and to increase condom use particularly among high-risk populations such as gay men and young people. Albarracin *et al.* (2003) conducted a meta-analysis of 46 longitudinal reports, including 82 independent treatment groups and 29 independent control groups, of the effects of communication interventions in changing behaviour around condom use. Taken together, these interventions appeared to increase knowledge on condom use, and slightly changed attitudes, control perceptions and intentions to use condoms, but did little to alter behaviour. However, particular populations were more likely to benefit from this type of intervention than others. Communication interventions were more effective at increasing condom use when the study population included greater proportions of men and for participants with higher risk for HIV infection.

Minority groups within larger populations often miss the messages designed to educate the dominant culture about health and health care. Socio-culturally tailored interventions use information about specific groups to design programmes that are sensitive to the beliefs, attitudes and concerns of a particular population. Ahmad, Cameron and Stewart (2005) reported on an intervention to improve knowledge and beliefs about breast cancer and attendance for screening among South Asian women living in Canada. Articles written in appropriate languages and addressing cultural beliefs and concerns related to breast cancer and screening were printed in community newspapers. Pre- and post-intervention tests with 74 participants indicated a significant increase in clinical breast examinations and a decrease in beliefs about low levels of susceptibility to breast cancer for South Asian women, perceptions of short survival after diagnosis and barriers to screening.

Effects of beliefs on health outcomes

Parental beliefs can affect the uptake of preventative health care services for children, as for example in the case of vaccinations. Bennett and Smith (1992) explored parents' beliefs about infectious diseases and found that parents showed concern about the triple vaccination in the United Kingdom even before the controversial media publications. Parents show concerns despite believing in the importance of immunisations (Bardenheier *et al.* 2004). In a study using postal questionnaires of 126 respondents in a community in Gloucestershire, Duffell (2001) found that the main reason cited for not being vaccinated included the safety of the vaccine and its effectiveness. She further found that many parents believed that measles is important for a child's development and had beneficial effects for the child's immune system. In a small survey in one London borough, Smailbegovic, Laing and Bedford (2003) found that nearly half of the respondents whose child was not fully immunised perceived having their children vaccinated as more risky than non-immunisation, particularly for measles, mumps and rubella (MMR). This was also found by Evans *et al.* (2001) using six focus groups in Avon and Gloucestershire. They found that most parents were highly concerned about MMR vaccination, but not about immunisations in general. Evans *et al.* further found that parents' lack of confidence in health professionals is in some part due to their knowledge that health professionals have to reach targets for vaccination in order to be paid. Therefore, the advice of health professionals is not seen as beneficial for the child, but rather as self-interested.

Sutton and Rutherford (2005) investigate socio-demographic and attitudinal correlates of self-reported cervical screening uptake. Attitudes and beliefs about cervical screening are measured by i) the perceived effectiveness of cervical screening; ii) the perceived risk of cervical cancer, iii) worry about cervical cancer; iv) anticipated embarrassment and pain. Using a sample of approximately 1 500 British women who were surveyed between March and May 1999 and multiple logistic regression controlling for a range of socio-demographic variables, Sutton and Rutherford find no evidence that the effects of marital status and education are mediated by attitudinal variables. However, anticipated embarrassment and negative attitudes to screening were significant independent predictors of uptake. This further indicates the importance of beliefs as influences on health outcomes.

Wardle *et al.* (2004) explore socioeconomic variation in participation in screening for colorectal cancer. Using data from a randomised controlled trial of colorectal cancer screening in the United Kingdom on individuals aged 55-64 years old, they test the extent

to which a range of different types of beliefs and attitudes explain socioeconomic variation in the intention to take up an offer for bowel cancer screening. Their results from a series of logistic regressions on a sample of approximately 10 000 individuals, show that after controlling for demographic variables and some health-related variables, the measures which explained the association of screening with SES were the perceived risk and worry about the risk of the cancer, not the perceived stress about the test or the level of social support. Again, this highlights the importance of very specific beliefs about risk in the determination of health behaviours – here the uptake of a preventative test. It also shows how social difference in the beliefs held may in part explain SES variations in health.

In a paper focusing on beliefs about salt and its impacts on health, Smith *et al.* (2006) find that older adults try to reconcile their use of traditional meals, high in salt, with their compliance with medical recommendations. Their paper draws on qualitative studies conducted among older adults in the rural, southern United States. The data were collected in two marginalised and ethnically diverse rural communities. A total of 116 African American, Native American and white adults aged 60 years and older participated in 55 in-depth interviews or seven focus groups. Results show that while adults value their traditional foods and cuisine, which contains high proportions of salt, they also acknowledge the negative sides of salt intake for health. However, there are multiple beliefs on how salt impact upon health. These beliefs are important in mediating the relationship between GPs' guidelines and the patients' own interpretations, which may result in non-compliance with medical recommendations.

Summary

The relationship between education and beliefs is typically measured through randomised controlled trials testing the efficacy of interventions in changing perceptions that influence health behaviours. Following an intervention for increasing colorectal screening among UK adults, a psycho-educational intervention increased attendance among the treatment groups by 3.6%. A meta-analysis of randomised controlled trials which tested the impact of communication intervention in increasing condom use to prevent HIV showed that there was success in changing attitudes toward condom use and the increased intent to use a condom, but that there was not any success in changing behaviours. A smaller study among South Asian women in Canada was successful in increasing attendance at clinical breast examinations and promoting accurate understandings of susceptibility to and severity of breast cancer among South Asian women.

Educational interventions are designed specifically to address particular beliefs around health and health care, as perceptions about health and health care drive choice about health behaviours for adults and their children. Cross-sectional data from studies in large UK samples, demonstrated that after controlling for socio-demographic factors, negative perceptions and beliefs about cervical cancer screening and stress and anxiety related to colorectal cancer screening were independent predictors of uptake. In small surveys of parents in the United Kingdom, explanations for deciding not to vaccinate their children centred around beliefs about the safety and utility of immunisations, particularly MMR.

Patience

Intertemporal choices are defined as decisions involving tradeoffs among costs and benefits occurring at different times (Frederick, Loewenstein, O’Donoghue, 2002). Empirically, time preference can be captured by the discount rate parameter. Estimates of this parameter can be derived from real events that include behaviours such as the decision to purchase electrical appliances that include differential initial and long run operating costs. Other estimates are derived from experimental surveys, where individuals respond to the question: “Which would you prefer: GBP 100 today or GBP 150 in one year?”

Education effects on intertemporal choices

It has been suggested by Fuchs (1982) and Farrell and Fuchs (1982) that intertemporal choices may be a factor inclining individuals to invest in both education and a healthy lifestyle. In terms of education, future orientation can be seen as a mediating factor between education and health-related behaviours – a social causation effect. Grossman and Kaestner (1997) quote Becker and Mulligan (1997), who argue that through the study of history, and through thinking about adulthood and imagined scenarios, pupils may learn to think in a future oriented manner.

Bishai (2004) investigates the factors that are associated with changes in time preference over time. Data used in this study combine the National Traumatic Occupational Fatality and the NLSY. The time preference parameter is estimated using Becker and Mulligan’s (1997) theoretical approach. This time preference parameter links the actual risk of fatality per occupation to the wage received by the individual. One assumption made about the time preference is that individuals perfectly perceive the risk of fatality in their occupation. Using multilevel models, results show that highest level of schooling completed is associated with a future time preference. Furthermore, when the level of schooling is controlled for, ability as measured by the Armed Forces Qualification Tests is associated with a more immediate time preference. The author explains this finding by implying that the component of ability that is required to continue in schooling is associated with immediate time preference, but achievement in schooling is associated with future time preference. Clearly there are complex interactions between time preference, schooling and cognitive capability.

Benjamin and Shapiro (2005a), using probit estimation to analyse data collected from two laboratory studies – one conducted with Harvard undergraduates and one with Chilean high school students – find that individuals with greater cognitive ability are more patient over short-term trade-offs and less risk-averse over small-stakes gambles. In both studies, mathematical ability seems to be more predictive of normative decision-making than verbal ability. In the sample of Chilean students, achievement in elementary school is strongly predictive of decisions made at the end of secondary school. Drawing on the National Longitudinal Survey of Youth 1979, they show that, even after controlling carefully for labour income, more cognitively skilled individuals are more likely to participate in financial markets, are more knowledgeable about their pension plans, accumulate more assets, and are more likely to have tax-deferred savings. These findings persist when they use sibling relationships to identify models using within-family variation in cognitive ability. Finally, various institutional measures of school quality are predictive of sophisticated decision-making, suggesting a possible role for education in reducing the impact of psychological biases.

Also in terms of schooling, there is evidence against the hypothesis that education is associated with future time preference. In a pilot study with 257 adult Tsimane Indians, a group of horticulturalists and foragers, in the Bolivian rain forest who were 16 years old or older, Godoy and Jacobson (1998) test hypotheses about the socioeconomic and demographic covariates of time preference. Subjects were asked to make a choice between receiving one candy now or two candies at the end of an interview that lasted 1.5 to 2 hours. Results of a multivariate probit regression after controlling for income, wealth, illness, sex, age, nutritional status, and parents education suggest that own education, measured by the maximum number of years of schooling completed, was associated with greater desire for immediate gratification and illness was associated with greater likelihood of willingness to wait. Age, sex, nutritional status, income, and wealth played a weak role in willingness to delay gratification.

Other evidence finds that the degree of educational effects on time preference depends on the size of the future payment or reward. Jaroni *et al.* (2004) explore the relationship between education and delay discounting in a group of 77 smokers enrolled in a smoking cessation trial in the United States. Education is categorised as i) no college ii) some college and iii) college graduate. Delay discounting was measured using a questionnaire and a computerised adjusting procedure that provided subjects the choice between an immediate and a delayed reward. After controlling for age, gender, BMI, marital status, education, race and smoking history, Jaroni *et al.* found that individuals were likely to discount small rewards more than large rewards. They also found that smokers were more likely to discount future rewards than non-smokers.

Effects of intertemporal choices on health

Does time preference affect health? That is, will more future oriented individuals invest more on health today relative to the future? Theoretical models suggest that uncertainty about future illness and the importance of prevention may increase the demand for current health and health behaviours in future oriented individuals.

Some studies suggest that time preference does not affect current health status. For example, Fuchs (1982) measures time preference in a telephone survey by asking respondents questions in which they choose between a sum of money now and a larger sum in the future. He includes an index of time preference in a multiple regression in which health status is the dependent variable and schooling is one of the independent variables. This study does not demonstrate that the schooling effects on health are due to time preference as the time preference variable is not statistically significant. But in terms of health behaviours, Farrell and Fuchs (1982) find that time preference explains the relative differences in the probability of smoking that are observed at age 24 for individuals with different years of schooling.

Bogin, Komlos and Smith (2004) investigate the links between the rate of time preference and obesity. A high rate of time preference lowers the value of future benefits, hence current food consumptions and the pleasure of leisure become more important than future benefits that may result from diet and exercise. Empirically, the authors use US data on savings rates and consumer debt over time as indicators of the rate of time preference. Both of these relate to consumers' impatience. Comparing these to US obesity rates over time, trends indicate an increase in obesity by 112% whereas the saving rate has decreased by 83% and debts have continued to increase as a proportion of disposable income. In international comparisons, Bogin, Komlos and Smith further find that countries with lower saving rates have higher obesity rates. Countries such as Finland,

Spain and the United States have low saving rates and high obesity rates, whereas Switzerland and Belgium have the highest net domestic savings rates and their obesity rates are about half that of the United States. The evidence is from a cross-section of countries rather than a panel.

Picone, Sloan and Taylor (2004) explore the role of risk, time preference, expected longevity, uncertainty, and education in a woman's demand for regular breast self-exams, mammograms, and Pap smears. They use data from the first three waves of the Health and Retirement Survey (HRS), which was conducted in 1992, 1994, and 1996, limiting the sample to women between the ages of 50 and 64. The schooling variable could take one of three values 1) less than high school 2) high school 2) college graduate. The result of their analysis using probit estimation indicates that individuals with a higher life expectancy and lower time preference discount rates (*i.e.* more patience) are more likely to undergo cancer screening. Less risk-averse individuals are more likely to undergo testing.

Summary

Intertemporal choice may be an important influence on individuals' health outcomes. Its effects may precede education and health and impact upon both schooling and health outcomes. This is known as the time preference hypothesis, which induces endogeneity bias in empirical studies. Alternatively, intertemporal choice may be an outcome of education, in which case its effects may mediate the impact of schooling on health (the mediation effect hypothesis). The evidence on the pathway is unclear and so we cannot be sure about which of these hypotheses portrays the most accurate relationship between intertemporal choices, education and health outcomes.

Evidence on whether education affects time preference is mixed. Some results suggest that education is associated with future orientation. Other studies suggest the opposite, that education is associated with immediate gratification. Another study suggests that the impact depends on the size of the future payment. In terms of the role of cognitive ability results are also mixed. Some evidence suggests that cognitive ability is associated with immediate time preference and others suggest the opposite.

Also with respect to health, studies suggest that the rate of time preference for health outcomes varies. We expect that future oriented individuals will discount the future at a slower rate. But the variation in estimated coefficients does not support this evidence. We do find, however, some suggestive evidence for preventative health care, that future oriented individuals tend to utilise more services.

Reasons for this mixed evidence are provided by Frederick, Loewenstein and O'Donoghue (2002). Based on a review of the literature, they also find a huge variability in the estimates of discount rates. This is partly because of the lack of controls for confounding bias (*e.g.* change in expectations, habit formation, uncertainty, inflation) and also because of wide variation in the methods used to measure discount rates (real world behaviours or experimental studies). Frederick *et al.* recommend the development of theoretical models that account for the fact that intertemporal choices reflect different considerations and several motives before estimating the effects of factors on time preference empirically.

Resilience

Education effects on resilience

There are two sources of evidence for effects of education on resilience. The first comes from combining the findings of studies that examine the outcomes of education such as competencies, self-concept and social connections with studies that seek to identify the factors that contribute to resilience. Many of the factors that contribute to resilience turn out also to be outcomes of education. The second source of evidence comes from attempts to understand how to promote resilience in children and how education, in particular schools, can contribute. We mainly draw on reviews of the evidence. Our conclusion is that schools and adult education have the potential to promote resilience in children and adults but there is little evidence about whether and to what extent they do.

Howard, Dryden and Johnson (1999) review theoretical and empirical literature relating to the development of resilience amongst children. Resilience is defined by success later in life despite growing up in contexts that include a number of risk factors. The authors conclude that the following “internal attributes” characterise the resilient child: autonomy, problem solving skills, a sense of purpose and future, and social competence. These “internal assets” relate very closely to some of the outcomes of education that we describe elsewhere in this section, such as self-concept, inter-temporal choice, and sense of connection with other people. Similarly, Gilligan (2000) draws on evidence from a range of studies to examine the developmental factors that influence the resilience of children and young people. She emphasises the importance of a secure base, self-esteem and self-efficacy. This is not sufficient to show that learning leads to the development of resilience but indicates possible pathways for such an effect.

Place *et al.* (2002) similarly review evidence for the protective factors that reduce the risk of developing mental health problems in later life despite exposure to serious risk and adversity. These factors fall into three broad categories; individual factors, family factors, and aspects of the wider social context (Rutter, 1987; Masten, Best and Garmezy, 1990; Werner and Smith, 1992). Several of the individual factors may also be outcomes of education, for example, high self-esteem and a positive self-concept, ability to self-reflect, maintaining a positive outlook and being able to interact positively with others. Other individual factors include being self-reliant and being able to think and act independently and problem-solving abilities, which are also outcomes of education for some individuals (Schuller *et al.*, 2004). However, as we have said schooling or learning experiences only lead to these outcomes if the experiences are appropriate and satisfactory and this is not guaranteed. Bernard (1991, 1995) suggests that schools should foster social competence, problem-solving skills, a critical competence, autonomy and a sense of purpose in students and that these competencies will contribute to the development of resilience. However, suggesting that schools should foster these capabilities is not the same as finding that they do. Indeed, some schools may do the opposite.

Place *et al.* (2002) suggest that having high levels of activity is another factor that contributes to resilience. This may be an outcome of adult learning; participation in adult learning is associated with adults taking increased levels of exercise and higher levels of civic participation (Feinstein and Hammond, 2004).

Aspects of the wider social context that contribute to resilience include influences exerted by peers (*e.g.* school friends) and having a supportive relationship with an adult outside the family (*e.g.* a teacher) (Place *et al.*, 2002). Overall, having a positive experience within school life exerts an influence beyond the pure impact of academic achievement (Hechtman, 1991; Rutter *et al.*, 1979).

Schoon (2001), Schoon and Parsons (2002), and Schoon and Bynner (2003) list factors that are associated with the development of resilience in children. Resilient children tend to enjoy school, show a strong belief in their ability and have high educational aspirations. Their parents read to them, visit their teacher to discuss the child's progress, generally show an interest in their education and want their children to continue with education after the minimum school leaving age of 16. A teacher who recognises a child's capabilities and invests time in supporting him or her may also contribute to the development of that child's resilience. These "protective factors" indicate the potential that school and adult education have in the promotion of resilience.

Many writers emphasise the potential importance of teachers in the development of resilience amongst disadvantaged children. For example, Gilligan (2000) suggests that schools provide the opportunity for disadvantaged children to form relationships with adults who are reliable and responsible and give the child the security they need to develop trust, autonomy and initiative (Werner and Smith, 1992; Gilligan, 2000; Comprehensive Training to Assure Resilience in Students, 1996). Evidence from educational interventions suggests that teachers' expectations of disadvantaged children and their support for their education may be critical to breaking the intergenerational transmission of disadvantage (Rutter, 1989; Schweinhart, Barnes and Weikart, 1993; Duncan and Brooks-Gunn, 1997; Schoon, Parsons and Sacker, 2004; Clifton *et al.*, 2004).

Educational success is associated with resilience amongst socially disadvantaged children. Using data from nationally representative British cohorts born in 1958 and 1970, Schoon and Parsons (2002) find that amongst socially disadvantaged cohort members, academic attainment at age 7 predicted success in education and employment at age 26 as well as delayed childbearing. Schoon, Parsons and Sacker (2004), using the 1958 cohort data similarly find that amongst socially disadvantaged cohort members, academic attainment at age 16 predicted adult work success and health at age 33. Academic success at school therefore appears to be a signal or marker of future success; it is not necessarily a cause of future success because other factors such as family values and aspirations might be the root causes of all these outcomes (at ages 7, 16, 26 and 33). Nevertheless, educational success in academic, sporting or social spheres may assist recovery from adversity (Romans *et al.*, 1995; Comprehensive Training to Assure Resilience in Students, 1996).

As mentioned above, Gilligan (2000) describes school as potentially providing a secure base for children who otherwise lack one because it provides a community to which children feel that they belong; routines and structures, which are predictable and become familiar; relationships with adults who are reliable and responsible and give the child security; and an experience of success. Adversity has cumulative impacts, that is, children may be able to cope with one or two serious adversities in their lives, but as they experience more, the cumulative negative impact increases dramatically (*e.g.* Rutter, 1990). For children who experience adversity at home, school may provide a haven of respite in another sphere of their life (Gilligan, 2000). For children growing up in care, school offers an opportunity to identify with peers who are not in care and who do not

face similar difficulties (Aldgate, 1990). However, bullying and other forms of discrimination or negative environmental insult may also result from these interactions.

Howard, Dryden and Johnson (1999) suggest that what is most important for a school to be effective in promoting resilience is the direct practices over which teachers have most control, for example, classroom management, classroom climate and teacher-student interactions. Neighbourhood demographics and state and school policies are less important for each child but they impact on many more individuals than the classroom.

In relation to whole school policies, Howard, Dryden and Johnson (1999) suggest that resilience is enhanced if education is provided within a setting which is challenging but co-operative, inclusive but heterogeneous, and which encourages active participation. In a survey of over 10 000 managers and lecturers working in further education in England, respondents suggested that very similar aspects of provision are important in generating the psychosocial components of resilience (Preston and Hammond, 2003). Rutter *et al.* (1979) reviewed research evidence concerning family and school influences on behavioural development and concludes that successful schools are characterised by a combination of firmness, warmth, harmony, high expectations, good discipline and a practical approach to training.

Effects of resilience on health

Resilience refers to the dimension of individual difference that spans the ways we deal with adversity and stressful conditions and how they affect us (*e.g.* Garmezy, 1985; Anthony; 1974; Rutter, 1990). Amongst vulnerable individuals, adversity and stressful conditions can contribute to a range of outcomes including poor physical and mental health and lowered well-being. Almost by definition, then, resilience leads to health. Effective management of adversity and stressful conditions affects physical as well as mental health. Reliance upon nicotine, alcohol and other addictive substances as well as certain patterns of eating are common responses to adversity and stressful conditions (*e.g.* Allison *et al.*, 1999). Individuals who are more resilient may be inclined to respond in other ways, that are less damaging to their physical health and possibly more effective in reducing levels of experienced stress in the longer term.

Individuals who are more resilient, almost by definition, experience lower levels of chronic stress in response to a given stressor or life event. This will affect health behaviours. It will also have a direct effect upon physical health outcomes. It appears that chronic stress exacts a cost that can both promote the onset of illness and its progression (see Ogden, 1997, and Wilkinson, 1996 for fuller discussions). Levels of experienced stress may also affect the perception of certain symptoms such as pain (Turk, Meichenbaum and Genest, 1983).

A few studies examine relationships between resilience and health. They do not provide strong evidence that resilience leads to health because they use data that are cross-sectional, so it is impossible to know whether correlations found result from the impacts of resilience on health or the impacts of health on resilience. Both are plausible explanations. In addition, the studies include few controls for potential confounding factors such as early deprivation or level of education, which might predict both resilience and health. This is in part because the sample sizes are small. However, all the studies find correlations between resilience and health. They relate to samples of individuals who face different types of adversity.

Riley and Schutte (2003) examine the relationship between emotional intelligence and substance use and the role of coping as a mediator. The authors report that poor psychosocial coping is correlated with drug-related problems but not with alcohol-related problems. Mulatu and Schooler (2002) investigated links between socioeconomic status, health behaviours, psychological distress (anxiety and depression) and physical, emotional and functional health. Using data from 707 men and women and structural equation modelling techniques with controls for gender, age and race, they found that the observed correlation between socioeconomic status and health was substantially reduced (from .24 to .16) when measures of psychological distress were introduced into the model. This provides evidence that if resilience protects individuals from psychological distress, it is likely also to protect their physical, emotional and functional health.

Barnfather and Ronis (2000) examined relationships between psychological development, basic need satisfaction, perceived stress and health amongst 171 adults with low levels of education. Using structural equation modelling techniques, they found correlations between higher levels of psychological development and positive health. Some but not all of this relationship was mediated by low levels of perceived stress, indicating that psychological development, which we take as a rough proxy for resilience, may influence health by reducing levels of perceived and experienced stress but that it influences health by other pathways as well.

Peyrot, Mcmurry and Kruger (1999) grouped individuals by their styles of coping into those who respond emotionally and those who are self-controlled. Controlling for age, sex, education and marital status, the authors found that patients with diabetes better managed their condition in line with medical advice if their coping style was self-controlled than if their coping style was emotionally responsive.

Summary

Conclusions from the evidence for effects of education on resilience must be tentative because the nature of the effect is not a simple impact of years of schooling or qualifications achieved and few studies have attempted to model and test causal effects, most focussing on the identification of risk factors.

However, it would be a mistake to conclude that because the impact is subtle and difficult to measure that it is not important. Improvements in measurement and better data mean that much more could be done to test these hypotheses more rigorously. The evidence to date suggests that features of the educational experience may be very important in the formation or destruction of personal resilience and that this resilience is an important element in the capability of individuals to achieve good health outcomes or manage ill-health.

References

- Acheson, D. (1998), *Independent Inquiry into Inequalities in Health*, The Stationary Office, London.
- Adams, S.J. (2002), “Educational Attainment and Health: Evidence from a Sample of Older Adults”, *Education Economics*, Vol. 10.1, pp. 97-109.
- Aghion, P., E. Caroli and C. Garcia-Penalosa (1999), “Inequality and Economic Growth: The Perspective of the New Growth Theories”, *Journal of Economic Literature*, Vol. 37.4, pp. 1615-1660.
- Ahmad, F., J.I. Cameron and D.E. Stewart (2005), “A Tailored Intervention to Promote Breast Cancer Screening among South Asian Immigrant Women”, *Social Science and Medicine*, Vol. 60, pp. 575-586.
- Albarracin, D. *et al.* (2003), “Persuasive Communications to Change Actions: An Analysis of Behavioural and Cognitive Impact in HIV Prevention”, *Health Psychology*, Vol. 22.2, pp. 166-177.
- Alderman, H., J. Hentschel and R. Sabates (2003), “With the Help of One's Neighbors: Externalities in the Production of Nutrition”, *Social Science and Medicine*, Vol. 56.10, pp. 2019-2031.
- Aldgate, J. (1990), “Foster Children at School: Success or Failure?”, *Adoption and Fostering*, Vol. 14.4, pp. 38-49.
- Allison, K.R. *et al.* (1999), “Predictors of Health Risk Behaviours among Young Adults: Analysis of the National Population Health Survey”, *Canadian Journal of Public Health*, Vol. 90.2, pp. 85-89.
- Anderson, P.M., K.F. Butcher and P.B. Levine (2003), “Maternal Employment and Overweight Children”, *Journal of Health Economics*, Vol. 22, pp. 477-504.
- Andrews, J.A. and S.C. Duncan (1997), “Examining the Reciprocal Relation between Academic Motivation and Substance Use: Effects of Family Relationships, Self-Esteem and General Deviance”, *Journal of Behavioural Medicine*, Vol. 20, pp. 523-549.
- Angell, A.V. (1998), “Practicing Democracy at School: A Qualitative Analysis of an Elementary Class Council”, *Theory and Research in Social Education*, Vol. 26.2, pp. 149-172.
- Angrist, J.D., G.W. Imbens and D.B. Rubin (1996), “Identification of Causal Effects Using Instrumental Variables”, *Journal of the American Statistical Association*, Vol. 91, pp. 444-472.

- Anthony, E.J. (1974), “The Syndrome of the Psychologically Invulnerable Child”, in E.J. Anthony and C. Koupernik (eds.), *The Child in His Family: Children at Psychiatric Risk. International Yearbook*, Wiley, New York, Vol. 3.
- Arendt, J.N. (2004), *In Sickness and in Health – Till Education Do Us Part: Education Effects on Hospitalisation*, Institute of Local Government Studies, Copenhagen.
- Arendt, J.N. (2005), “Does Education Cause Better Health? A Panel Data Analysis Using School Reforms for Identification”, *Economics of Education Review*, Vol. 24, pp. 149-160.
- Arias, O., K.F. Hallock and W. Sosa-Escudero (2001), “Individual Heterogeneity in the Returns to Schooling: Instrumental Variables Quantile Regression Using Twins Data”, *Empirical Economics*, Vol. 25.1, pp. 7-40.
- Arkes, J. (2004), “Does Schooling Improve Health”, Working paper, RAND Corporation, Santa Monica, CA.
- Artazcoz, L., C. Borrell, J. Benach, I. Cortes and I. Rohlfs (2004), “Women, Family Demands and Health: The Importance of Employment Status and Socioeconomic Position”, *Social Science & Medicine*, Vol. 59.
- Asafu-Adjaye, J. (2004), “Income Inequality and Health: A Multi-Country Analysis”, *International Journal of Social Economics*, Vol. 31.1/2, pp. 195-207.
- Ashenfelter, O. and A. Krueger (1994), “Estimates of the Economic Return to Schooling from a New Sample of Twins”, *The American Economic Review*, Vol. 84.5, pp. 1157-1173.
- Atkinson, A.B. (1997), “Bringing Income Distribution in from the Cold”, *Economic Journal*, Vol. 107.441, pp. 297-321.
- Aughinbaugh, A. and M. Gittleman (2004), “Maternal Employment and Adolescent Risky Behavior”, *Journal of Health Economics*, Vol. 23, pp. 815-838.
- Bailey, M. and S. McLaren (2005), “Physical Activity Alone and with Others as Predictors of Sense of Belonging and Mental Health in Retirees”, *Aging and Mental Health*, Vol. 9, pp. 82-90.
- Ball, S. (2003), *Class Strategies and the Education Market: The Middle Class and Social Advantage*, Routledge Falmer, London.
- Bandura, A. (1991), “Self-Efficacy Mechanism in Physiological Activation and Health-Promoting Behavior”, in J. Madden IV (ed.), *Neurobiology of Learning, Emotion and Affect*, Raven, New York, pp. 229-270.
- Bandura, A. (1997), *Self-Efficacy: The Exercise of Control*, W.H. Freeman and Company, New York.
- Bardasi, E. and M. Francesconi (2004), “The Impact of Atypical Employment on Individual Well-being: Evidence from a Panel of British Workers”, *Social Science & Medicine*, Vol. 58.
- Bardenheier, B., H. Yusuf, B. Schwartz, D. Gust, L. Barker and L. Rodewald (2004), “Are Parental Vaccine Safety Concerns Associated with Receipt of Measles-Mumps – Rubella, Diphtheria and Tetanus Toxoids with Acellular Pertussis, or Hepatitis B Vaccines by Children?”, *Archives of Pediatrics & Adolescent Medicine*, Vol. 158, pp. 569-575.

- Barnfather, J.S. and D.L. Ronis (2000), “Test of a Model of Psychosocial Resources, Stress, and Health among Undereducated Adults”, *Research in Nursing and Health*, Vol. 23, pp. 55-66.
- Barro, R.J. (2001), “Human Capital and Growth”, *American Economic Review*, Vol. 91.2, pp. 12-17.
- Becker, G.S. (1965), “A Theory of the Allocation of Time”, *The Economic Journal*, Vol. 75, pp. 493-517.
- Becker, G.S. (1975), “Human Capital: A Theoretical and Empirical Analysis, with Special Reference to Education, 2nd Edition”, Human Behavior and Social Institutions, National Bureau of Economic Research, University of Chicago Press, New York.
- Becker, G.S. (1991), *A Treatise on the Family, 2nd Edition*, Harvard University Press, Cambridge, MA.
- Becker, G.S. and C.B. Mulligan (1997), “The Endogenous Determination of Time Preference”, *Quarterly Journal of Economics*, Vol. 112, pp. 729-758.
- Behrman, J. *et al.* (1991), “Black-White Mortality Inequalities”, *Journal of Econometrics*, Vol. 50, pp. 183-204.
- Benjamin, D. and J.M. Shapiro (2005a), “Does Cognitive Ability Reduce Psychological Bias?”, Harvard University Working Paper, Harvard University.
- Benjamin, D. and J.M. Shapiro (2005b), “Who Is ‘Behavioral’? Cognitive Ability and Anomalous Preferences”, Harvard University mimeo.
- Bennett, P. and C. Smith (1992), “Parents Attitudinal and Social Influences on Childhood Vaccination”, *Health Education Research Theory and Practice*, Vol. 7, pp. 341-348.
- Benzeval, M., J. Taylor and K. Judge (2000), “Evidence on the Relationship between Low Income and Poor Health: Is the Government Doing Enough?”, *Fiscal Studies*, Vol. 21.3, pp. 375-399.
- Berger, L., J. Hill and J. Waldfogel (2005), “Maternity Leave, Early Maternal Employment, and Child Outcomes in the US”, *The Economic Journal*, No. 115.F29-F47.
- Berger, M.C. and J.P. Leigh (1989), “Schooling, Self-Selection, and Health”, *Journal of Human Resources*, Vol. 24.3, pp. 433-455.
- Berkman, L.F. (1995), “The Role of Social Relations in Health Promotion”, *Journal of Psychosomatic Research*, Vol. 57, pp. 245-254.
- Berkman, L.F. (2000), “Social Support, Social Networks, Social Cohesion and Health”, *Social Work in Health Care*, Vol. 31.2, pp. 3-14.
- Berkman, L.F., J. Blumenthal, M. Burg, R.M. Carney, D. Catellier, M.J. Cowan, S.M. Czajkowski, R. DeBusk, J. Hosking, A. Jaffe, P. Kaufmann, P.G. Norman, J. Mitchell, L.H. Powell, J.M. Raczynski and N. Schneiderman, N. (2003), “Effects of Treating Depression and Low Perceived Social Support on Clinical Events after Myocardial Infarction: The Enhancing Recovery in Coronary Heart Disease Patients (Enriched) Randomised Trial”, *Journal of the American Medical Association*, Vol. 289.23, pp. 3106-3116.

- Bernard, B. (1991), *Fostering Resiliency in Kids: Protective Factors in the Family, School and Community*, Western Center for Drug-Free Schools and Communities, Portland, Oregon.
- Bernard, B. (1995), *Fostering Resilience in Children*.
- Bhattacharya, J., J. Currie and S. Haider (2004), “Poverty, Food Insecurity, and Nutritional Outcomes in Children and Adults”, *Journal of Health Economics*, Vol. 23, pp. 839-862.
- Bingley, P., K. Christensen and I. Walker (2005), “Twin-Based Estimates of the Returns to Education: Evidence from the Population of Danish Twins”, unpublished paper.
- Bishai, D.M. (2004), “Does Time Preference Change with Age?”, *Journal of Population Economics*, Vol. 17.4, pp. 583-603.
- Blane, D., I. White and J. Morris (1996), “Education, Social Circumstances and Mortality”, in D. Blane, E. Brunner and R.G. Wilkinson (eds.), *Health and Social Organisation*, Routledge, London, pp. 171-187.
- Blundell, R., L. Dearden, C. Meghir and B. Sianesi (1999), “Human Capital Investment: The Returns from Education and Training to the Individual, the Firm and the Economy”, *Fiscal Studies*, Vol. 20.1, pp. 1-3.
- Blundell, R., L. Dearden, C. Meghir and B. Sianesi (2005), “Evaluating the Effect of Education on Earnings: Models, Methods and Results from the National Child Development Survey”, *Journal of Royal Statistical Society, Series A* 168.3, pp. 473-512.
- Blundell, R., L. Dearden and B. Sianesi (2003), “Evaluating the Impact of Education on Earning in the UK: Models, Methods and Results from the Ncds”, Working Paper No. 03/20, the Institute for Fiscal Studies.
- Boardman, J. (2004), “Stress and Physical Health: The Role of Neighbourhoods as Mediating and Moderating Mechanisms”, *Social Science & Medicine*, Vol. 58, pp. 2473-83.
- Bogart, L.M. *et al.* (2004), “Association of Stereotypes About Physicians to Health Care Satisfaction, Help-Seeking Behavior, and Adherence to Treatment”, *Social Science and Medicine*, Vol. 58, pp. 1049-58.
- Bogin, B., J. Komlos and P.K. Smith (2004), “Obesity and the Rate of Time Preference: Is There a Connection”, *Journal of Biosocial Science*, Vol. 36, pp. 209-219.
- Bonell, C. *et al.* (2005), “The Effect of Dislike of School on Risk of Teenage Pregnancy: Testing of Hypothesis Using Longitudinal Data from a Randomised Trial of Sex Education”, *Journal of Epidemiology and Community Health*, Vol. 59, pp. 223-230.
- Bonjour, D., L. Cherkas, J. Haskel, D. Hawkes and T. Spector (2003), “Returns to Education: Evidence from UK Twins”, *American Economic Review*, Vol. 93, pp. 1799-1812.
- Bopp, M. and C.E. Minder (2003), “Mortality by Education in German Speaking Switzerland, 1990-1997: Results from the Swiss National Cohort”, *International Journal of Epidemiology*, Vol. 32, pp. 346-354.

- Borg, V. and T.S. Kristensen (2000), “Social Class and Self-Rated Health: Can the Gradient Be Explained by Differences in Life Style or Work Environment?”, *Social Science and Medicine*, Vol. 51, pp. 1019-1030.
- Boyle, P., P. Norman and P. Rees (2004), “Changing Places. Do Changes in the Relative Seprivation of Areas Influence Long-Term Illness and Mortality among Non-Immigrant People Living in Non-Deprived Households?”, *Social Science & Medicine*, Vol. 58, pp. 2459-2471.
- Breierova, L. and E. Duflo (2004), *The Impact of Education on Fertility and Child Mortality: Do Fathers Really Matter Less Than Mothers?*, National Bureau of Economic Research (NBER).
- Bronfenbrenner, U. (1979), *The Ecology of Human Development*, Harvard University Press, Cambridge, MA.
- Bronfenbrenner, U. (1986), “Ecology of the Family as a Context for Human Development: Research Perspectives”, *Developmental Psychology*, Vol. 22, pp. 723-742.
- Brown, P., M. Guy and J. Broad (2005), “Individual Socioeconomic Status, Community Socioeconomic Status and Stroke in New Zealand: A Case Control Study”, *Social Science & Medicine*, Vol. 61, pp. 1174-1188.
- Browning, C.R. and K.A. Cagney (2002), “Neighborhood Structural Disadvantage, Collective Efficacy, and Self-Rated Physical Health in an Urban Setting”, *Journal of Health and Social Behavior*, Vol. 43.4, pp. 383-399.
- Burström, B. and P. Fredlund (2001), “Self Rated Health: Is It as Good a Predictor of Subsequent Mortality among Adults in Lower as Well as in Higher Social Classes?”, *Journal of Epidemiology and Community Health*, Vol. 55, pp. 836-840.
- Bynner, J. and M. Egerton (2001), “The Wider Benefits of Higher Education”, Report 01/46, Higher Education Funding Council (HEFCE) and the Institute of Education, London.
- Bynner, J., L. Woods and N. Butler (2002), “Youth Factors and Labour Market. Experience in Job Satisfaction”, CLS Cohort Studies Working Paper No. 3, Centre for Longitudinal Studies, London.
- Calam, R. and G. Waller (1998), “Are Eating and Psychological Characteristics in Early Teenage Years Useful Predictors of Eating Characteristics in Early Adulthood? A 7-Year Longitudinal Study”, *International Journal of Eating Disorders*, Vol. 24, pp. 351-362.
- Cambois, E. (2004), “Careers and Mortality in France: Evidence on How Far Occupational Mobility Predicts Differentiated Risks”, *Social Science & Medicine*, Vol. 58.
- Card, D. (1999), “The Causal Effect of Education on Earnings”, in O. Ashenfelter and D. Card (eds.), *Handbook of Labor Economics*, Volume 3, Elsevier, Amsterdam, pp. 1801-1863.
- Case, A. (2001), “Does Money Protect Health Status? Evidence from South African Pensions”, NBER Working Paper No. 8495.

- Case, A., A. Fetig and C. Paxson (2005), “The Lasting Impact of Childhood Health and Circumstance”, *Journal of Health Economics*, Vol. 24, pp. 365-389.
- Case, A., D. Lubotsky and C. Paxson (2002), “Economic Status and Health in Childhood: The Origins of the Gradient”, *American Journal of Economic Review*, Vol. 92.5, pp. 1308-1334.
- Chambliss, C.A. and E.J. Murray (1979a), “Cognitive Procedures for Smoking Reduction: Symptom Attribution Versus Efficacy Attribution”, *Cognitive Therapy and Research*, Vol. 3, pp. 91-96.
- Chambliss, C.A. and E.J. Murray (1979b), “Efficacy Attribution, Locus of Control, and Weight Loss”, *Cognitive Therapy and Research*, Vol. 3, pp. 349-354.
- Chandola, T., P. Clarke, D. Blane and J.N. Morris (2004), “Pathways between Education and Health: A Causal Modelling Approach”.
- Chay, K. and M. Greenstone (2003), “The Impact of Air Pollution on Infant Mortality: Evidence from Geographic Variation in Pollution Shocks Induced by a Recession”, *The Quarterly Journal of Economics*, Vol. 118.3, pp. 1121-1167.
- Chevalier, A. and L. Feinstein (2006), “Sheepskin or Prozac: The Causal Effect of Education on Mental Health”, Centre for Research on the Wider Benefits of Learning Discussion Paper, Centre for Research on the Wider Benefits of Learning, London.
- Chiu, L.F. (2003), “Inequalities of Access to Cancer Screening: A Literature Review”, Cancer Screening Series No 1, NHS Cancer Screening Programmes, Sheffield, UK.
- Chou, S.-Y., M. Grossman and H. Saffer (2004), “An Economic Analysis of Adult Obesity: Results from the Behavioral Risk Factor Surveillance System”, *Journal of Health Economics*, Vol. 23, pp. 565-587.
- Chou, S.-Y., J.-T. Liu, M. Grossman and T. Joyce (2003), “Parental Education and Child Health: Evidence from a Natural Experiment in Taiwan”, unpublished working paper.
- Cioffi, D. (1991), “Beyond Attentional Strategies: A cognitive-perceptual Model of Somatic Interpretation”, *Psychological Bulletin*, Vol. 109(1), pp. 25-41.
- Clifton, R.A. *et al.* (2004), “Faculty Environments, Psychosocial Dispositions, and the Academic Achievement of College Students”, *Research in Higher Education*, Vol. 45.8, pp. 801-828.
- Coleman, J. (1988), “Social Capital in the Creation of Human Capital”, *American Journal of Sociology* 94, Supplement, pp. 95-120.
- Comprehensive Teaming to Assure Resilience in Students (1996), *Moving Beyond Risk to Resilience: The School's Role in Supporting Resiliency in Children*, Minneapolis Public Schools CTARS Project, Minneapolis.
- Contoyannis, P. and A.M. Jones (2004), “Socioeconomic Status, Health and Lifestyle”, *Health Economics*, Vol. 23, pp. 965-995.
- Contoyannis, P., A.M. Jones and N. Rice (2004), “The Dynamics of Health in the British Household Panel Survey”, *Journal of Applied Econometrics*, Vol. 19, pp. 473-503.
- Corman, H. and M. Grossman (1985), “Determinants of Neonatal Mortality Rates in the U.S.”, *Journal of Health Economics*, Vol. 4, pp. 213-236.

- Côté, J.E. and C.G. Levine (2002), *Identity Formation, Agency and Culture: A Social Psychological Synthesis*, Lawrence Erlbaum, London.
- Covington, M.V. (1992), *Making the Grade: A Self-Worth Perspective on Motivation and School Reform*, Cambridge University Press, New York.
- Cox, R. and G. Pascall (1994), “Individualism, Self-Evaluation and Self-Fulfilment in the Experience of Mature Women Students”, *International Journal of Lifelong Education*, Vol. 13.2, pp. 159-173.
- Crossley, M.L. (2000), “Rethinking Health Psychology”, *Health Psychology*, edited by Shiela Payne and Sandra Horn, Open University Press, Buckingham, UK.
- Cummins, S., M. Stafford, S. MacIntyre, M. Marmot and A. Ellaway (2005), “Neighbourhood Environment and Its Association with Self-Rated Health: Evidence from Scotland and England”, *Journal of Epidemiology and Community Health*, Vol. 59, pp. 207-213.
- Currie, J. and E. Moretti (2002), “Mother's Education and the Intergenerational Transmission of Human Capital: Evidence from College Openings and Longitudinal Data”, Working Paper 9360, NBER.
- Currie, J. and M. Neidell (2004), *What Can We Learn from California's Recent Experience?*
- Dalstra, J.A.A., A.E. Kunst, J.P. Mackenbach and EU Working Group on Socioeconomic Inequalities in Health (2006), “A Comparative Appraisal of the Relationship of Education, Income and Housing Tenure with Less Than Good Health among the Elderly in Europe”, *Social Science & Medicine*, Vol. 62, pp. 2046-2060.
- Daniels, N., B. Kennedy and I. Kawachi (2000), “Justice Is Good for Our Health”, *Boston Review*, February/March.
- Dearden, L., S. McIntosh, A. Vignoles and M. Myck (2002), “The Returns to Academic and Vocational Qualifications in the UK”, *Bulletin of Economic Research*, Vol. 54.3, pp. 249-274.
- Deaton, A. (2002), “Policy Implications of the Gradient of Health and Wealth”, *Health Affairs*, Vol. 21, pp. 13-30.
- Deaton, A. and C. Paxson (2001a), “Mortality, Education, Income, and Inequality among American Cohorts”, in D.A. Wise (ed.), *Themes in the Economics of Aging*, University of Chicago Press, Chicago, pp. 129-165.
- Deaton, A. and C. Paxson (2001b), “Mortality, Income, and Income Inequality over Time in Britain and United States”, National Bureau of Economic Research, pp. 1-46.
- Deb, P. and P.K. Trivedi (2002), “Specification and Simulated Likelihood Estimation of a Non-Normal Outcome Model with Selection: Application to Health Care Utilisation”, Hunter College Department of Economics Working Papers 02/5, revised 2004, Hunter College Department of Economics.
- Dembo, R. et al. (1987), “Physical Abuse, Sexual Victimization and Illicit Drug Use: A Structural Analysis among High Risk Adolescents”, *Journal of Adolescence*, Vol. 10, pp. 13-34.
- Dench, S. and J. Regan (2000), “Learning in Later Life: Motivation and Impact”, DfEE Research Report RR183.

- Desai, S. (1987), “The Estimation of the Health-Production Function for Low-Income Working Men”, *Medical Care*, Vol. 25, pp. 604-615.
- Desmond, D.M. and M. MacLachlan (2006), “Coping Strategies as Predictors of Psychosocial Adaptation in a Sample of Elderly Veterans with Acquired Lower Limb Amputations”, *Social Science and Medicine*, Vol. 62, pp. 208-216.
- Devine, C.M., T.J. Farrell and R. Hartman (2005), “Sisters in Health: Experiential Program Emphasizing Social Interaction Increases Fruit and Vegetable Intake among Low-Income Adults”, *Journal of Nutrition Education and Behavior*, Vol. 37, pp. 265-270.
- Dismuke, C.E. and F. Kunz Jr (2004), “Disentangling the Effect of Education on Emergency Department Utilisation”, *Economics of Education Review*, Vol. 23, pp. 633-643.
- Dixon, H., R. Mullins, M. Wakefield and D. Hill (2004), “Encouraging the Consumption of Fruit and Vegetables by Older Australians: An Experiential Study”, *Journal of Nutrition Education and Behavior*, Vol. 36, pp. 245-249.
- van Doorslaer, E., A.M. Jones and X. Koolman (2002), “Explaining Income-Related Inequalities in Doctor Utilisation in Europe: A Decomposition Approach”, ECUity II Project Working Paper No. 5.
- van Doorslaer, E., A. Wagstaff, H. van der Burg, T. Christiansen, D. De Graeve, I. Duchesne, U.-G. Gerdtham, M. Gerfin, J. Geurts, L. Gross, U. Häkkinen, J. John, J. Klavus, R.E. Leu, B. Nolan, O. O'Donnell, C. Propper, F. Puffer, M. Schellhorn, G. Sundberg and O. Winkelhake (2000), “Equity in the Delivery of Health Care in Europe and the US”, *Journal of Health Economics*, Vol. 19.5, pp. 553-583.
- Dressler, W.W. (1999), “Modernisation, Stress, and Blood Pressure: New Directions in Research”, *Human Biology*, Vol. 71.4, pp. 583-605.
- Dressler, W.W. (2005), “What's Cultural About Biocultural Research?”, *ETHOS*, Vol. 33.1, pp. 20-45.
- Dressler, W.W., M.C. Balieiro and J.E. dos Santos (2002), “Cultural Consonance and Psychological Distress”, *Cadernos de Psicologia e Educação, Paidéia*, Vol. 12, pp. 5-18.
- Dressler, W.W. and J.E. dos Santos (2000), “Social and Cultural Dimensions of Hypertension in Brazil: A Review”, *Cadernos de Saúde Pública*, Vol. 16, pp. 303-315.
- Droomers, M., C.T.M. Schrijvers and J.P. Mackenbach (2004), “Educational Differences in Starting Excessive Alcohol Consumption: Explanations from the Longitudinal Globe Study”, *Social Science & Medicine*, Vol. 58, pp. 2023-2033.
- Droomers, M., C.T.M. Schrijvers, K. Stronks, D. van de Mheen and J.P. Mackenbach (1999), “Educational Differences in Excessive Alcohol Consumption: The Role of Psychosocial and Material Stressors”, *Preventive Medicine*, Vol. 29, pp. 1-10.
- Duffell, E. (2001), “Attitudes of Parents Towards Measles and Immunisation after a Measles Outbreak in an Anthroposophical Community”, *Journal of Epidemiology and Community Health*, Vol. 55.9, pp. 685-686.

- Duleep, H.O. (1986), “Measuring the Effect of Income on Adult Mortality Using Longitudinal Administrative Record Data”, *Journal of Human Resources*, pp. 238-251.
- Duncan, G.J. and J. Brooks-Gunn (1997), *Consequences of Growing up Poor*, Russell Sage Foundation, New York.
- Dunlop, S., P.C. Coyte and W. McIsaac (2000), “Socioeconomic Status and the Utilisation of Physicians’ Services: Results from the Canadian National Population Health Survey”, *Social Science and Medicine*, Vol. 51, pp. 123-133.
- Eccles, J.S. (1993), “School and Family Effects on the Ontogeny of Children's Interests, Self Perceptions, and Activity Choices”, in R. Dienstbier and J.E. Jacobs (eds.), *Developmental Perspectives on Motivation, Nebraska Symposium on Motivation*, Vol. 40, University of Nebraska Press, Lincoln, pp. 145-208.
- Eccles, J.S. *et al.* (1993), “Age and Gender Differences in Children's Self- and Task Perceptions During Elementary School”, *Child Development*, Vol. 64, pp. 830-847.
- Eccles, J.S., A. Wigfield and U. Schiefele (1997), “Motivation to Succeed”, in N. Eisenberg (ed.), *Handbook of Child Psychology: Volume 3*, Fifth Edition, Wiley, New York, pp. 1017-1095.
- Edwards, L.N and M. Grossman (1982), “Income and Race Differences in Children's Health in the Mid-1960s”, *Medical Care*, Vol. 20.9, pp. 915-930.
- Elovainio, M., K. van den Bos, A. Linna, M. Kivimaki, L. Ala-Mursula, J. Pentti and J. Vahtera (2005), “Combined Effects of Uncertainty and Organisational Justice on Employee Health: Testing the Uncertainty Management Model of Fairness Judgments among Finnish Public Sector Employees”, *Social Science & Medicine*, Vol. 61.
- Emler, N. (2001), *Self-Esteem: The Costs and Causes of Low Self-Worth*, Joseph Rowntree Foundation.
- Emler, N. and E. Fraser (1999), “Politics: The Education Effect”, *Oxford Review of Education*, Vol. 25.1, pp. 271-272.
- Engel, G.L. (1977), “The Need for a New Medical Model: A Challenge for Biomedicine”, *Science*, Vol. 196.4286, pp. 129-136.
- Ennis, C.D. *et al.* (1999), “Creating a Sense of Family in Urban Schools Using the ‘Sport for Peace’ Curriculum”, *Research Quarterly for Exercise and Sport*, Vol. 70.3, pp. 273-285.
- Erbsland, M., W. Ried and U. Volker (1995), “Health, Health Care, and the Environment. Econometric Evidence from German Micro Data”, *Econometrics and Health Economics*, Vol. 4, pp. 169-182.
- Ermisch, J.F. and D.J. Pevalin (2003), “Who Has a Child as a Teenager?”, SER Working Paper, Institute for Social and Economic Research, University of Essex.
- Escardibul, O.J. (2005), “The Non-monetary Effects of Education on Smoking in Spain”, *European Journal of Education*, Vol. 40(1), pp. 45-58.
- Evans, M., H. Stoddart, L. Condon, E. Freeman, M. Grizzell and R. Mullen (2001), “Parents' Perspectives on the Mmr Immunisation: A Focus Group Study”, *Br J Gen Pract* 51, pp. 904-910.

- Farrell, P. and V. Fuchs (1982), “Schooling and Health”, *Journal of Health Economics*, Vol. 1, pp. 217-230.
- Feinstein, L. (2002), “Quantitative Estimates of the Social Benefits of Learning, 2: Health (Depression and Obesity)”, Wider Benefits of Learning Research Report 6, Centre for Research on the Wider Benefits of Learning, London.
- Feinstein, L. and C. Hammond (2004), “The Contribution of Adult Learning to Health and Social Capital”, *Oxford Review of Education*, Vol. 30.2, pp. 199-221.
- Feinstein, L., C. Hammond, L. Woods, J. Preston and J. Bynner (2003), “The Contribution of Adult Learning to Health and Social Capital”, Wider Benefits of Learning Research Report No. 8, Centre for Research on the Wider Benefits of Learning.
- Ferrie, J.E. (2004), *Work, Stress and Health: The Whitehall II Study*, CCSU/Cabinet Office.
- Foxcroft, D.R., D. Lister-Sharp and G. Lowe (1997), “Alcohol Misuse Prevention for Young People: A Systematic Review Reveals Methodological Concerns and Lack of Reliable Evidence of Effectiveness”, *Addiction*, Vol. 92, pp. 531-538.
- Frederick, S., G. Lowenstein and T. O’Donoghue (2002), “Time Discounting and Time Preference: A Critical Review”, *Journal of Economic Literature*, Vol. 40, pp. 351-401.
- Frey, B.S. and A. Stutzer (2002), *Happiness and Economics*, Princeton University Press, Princeton and Oxford.
- Frijters, P., J.P. Haisken-DeNew and M.A. Shields (2005), “The Casual Effect of Income on Health: Evidence from German Reunification”, *Journal of Health Economics*, Vol. 24, pp. 997-1017.
- Frisk, J., J. Brynhildsen, T. Ivarsson, P. Persson and M. Hammar (1997), “Exercise and Smoking Habits among Swedish Postmenopausal Women”, *British Journal of Sports Medicine*, Vol. 31.3, pp. 217-223.
- Fuchs, V.R. (1982), “Time Preference and Health: An Exploratory Study”, *Economic Aspects of Health*, University of Chicago Press, Chicago, pp. 93-120.
- Fuchs, V.R. (2004), “Reflections on the Socioeconomic Correlates of Health”, *Journal of Health Economics*, Vol. 23, pp. 653-661.
- Fuhrer, R., M.J. Shipley, J.F. Chastang, A. Schmaus, I. Niedhammer, A. Stanfeld, M. Goldberg and M.G. Marmot, M.G. (2002), “Socioeconomic Position, Health, and Possible Explanations: A Tale of Two Cohorts”, *American Journal of Public Health*, Vol. 92.8, pp. 1290-1294.
- Gardener, J. and A. Oswald (2004), “How Is Mortality Affected by Money, Marriage, and Stress?”, *Journal of Health Economics*, Vol. 23, pp. 1181-1207.
- Garmezy, N. (1985), “Stress Resistant Children: The Search for Protective Factors”, *Recent Research in Developmental Psychology, Journal of Child Psychology and Psychiatry* (Book Supplement No.4), edited by J.E. Stevenson.
- Geil, P., A. Million, R. Rotte and K.F. Zimmermann (1997), “Economic Incentives and Hospitalisation in Germany”, *Journal of Applied Econometrics*, Vol. 12, pp. 295-311.

- Gerdtham, U.-G. and M. Johannesson (1999), “New Estimates of the Demand for Health: Results Based on a Categorical Health Measure and Swedish Micro Data”, *Social Science & Medicine*, Vol. 49, pp. 1325-1332.
- Gerdtham, U.-G. and M. Johannesson (2001), “The Relationship between Happiness, Health, and Socioeconomic Factors: Results Based on Swedish Microdata”, *The Journal of Socioeconomics*, Vol. 30.6, pp. 553-557.
- Gibbons, S.A (2002), “Empirical Essays in the Economics of Neighbourhoods and Education”, University College London.
- Gibbons, S.A. and S. Machin (2003), “Valuing English Primary Schools”, *Journal of Urban Economics*, Vol. 53.2, pp. 197-219.
- Gichrist, L. (1994), “Current Knowledge in Prevention of Alcohol and Other Drug Abuse”, in G. Gonzalez and V. Clement (eds.), *Research and Intervention: Preventing Substance Abuse in Higher Education*, US Department of Education, Washington DC, pp. 25-44.
- Gilleskie, D.B. and A.L. Harrison (1998), “The Effect of Endogenous Health Inputs on the Relationship between Health and Education”, *Economics of Education Review*, Vol. 17.3, pp. 279-297.
- Gilligan, R. (2000), “Adversity, Resilience and Young People: The Protective Value of Positive School and Spare Time Experiences”, *Children and Society*, Vol. 14, pp. 37-47.
- Glewwe, P. (1999), “Why Does Mother’s Schooling Raise Child Health in Developing Countries?”, *Journal of Human Resources*, Vol. 34.1, pp. 124-159.
- Glied, S. and A. Lleras-Muney (2003), “Health Inequality, Education and Medical Innovation”.
- Goddard, M. and P. Smith (2001), “Equity of Access to Health Care Services: Theory and Evidence from the UK”, *Social Science and Medicine*, Vol. 53, pp. 1149-1162.
- Godoy, R. and M. Jacobson (1998), “Covariates of Private Time Preference: A Pilot Study among the Tsimane’ Indians of the Bolivian Rain Forest”, *Evolution and Human Behavior*.
- Goldman, D.P. and J.P. Smith (2002), “Can Patient Self-Management Help Explain the SES Health Gradient?”, *PNAS (Proceedings of the National Academy of Sciences)* 99.16, pp. 10929-10934.
- Goodman, E. and B. Huang (2002), “Socioeconomic Status, Depressive Symptoms, and Adolescent Substance Use”, *Archives of Pediatrics & Adolescent Medicine*, Vol. 156, pp. 448-453.
- Gore, P., S. Madhavan, D. Curry, G. McClung, M. Castiglia, S.A. Rosenblith and R.A. Smego (1999), “Predictors of Childhood Immunisation Completion in a Rural Population”, *Social Science and Medicine*, Vol. 48, pp. 1011-1027.
- Green, A., J. Preston and R. Sabates (2003), “Education, Equity and Social Cohesion: A Distributional Approach” *Compare*, Vol. 33(4), pp. 453-470.
- Griffiths, S. and D. Hunter (eds.) (1999), “Introduction”, *Perspectives in Public Health*, Radcliffe Medical Press Ltd, Abingdon, Oxon.

- Groot, W. and H. Maassen van den Brink (2006), “The Health Effects of Education: A Meta-analysis”, mimeo.
- Grossman, M. (1972), “On the Concept of Health Capital and the Demand for Health”, *Journal of Political Economy*, Vol. 80, pp. 223-255.
- Grossman, M. (1975), “The Correlation between Health and Schooling”, in N.E. Terleckyj (ed.), *Household Production and Consumption*, Columbia University Press for the National Bureau of Economic Research, New York, pp. 147-211.
- Grossman, M. (2000), “The Human Capital Model”, in A.J. Culyer and J.P. Newhouse (eds.), *Handbook of Health Economics*, Vol. 1a, Elsevier, Amsterdam, pp. 347-408.
- Grossman, M. (2005), *Education and Nonmarket Outcomes*.
- Grossman, M. and T. Joyce (1990), “Unobservables, Pregnancy Resolutions, and Birth Weight Production Functions in New York City”, *Journal of Political Economy*, Vol. 98.5, pp. 983-1007.
- Grossman, M. and R. Kaestner (1997), “Effects of Education on Health”, in J.R. Behrman and N. Stacey (eds.), *The Social Benefits of Education*, University of Michigan Press, Ann Arbor.
- Grzywacz, J.G. and N.F. Marks (2001), “Social Inequalities and Exercise During Adulthood: Toward an Ecological Perspective”, *Journal of Health and Social Behavior*, Vol. 42.2, pp. 202-220.
- Hagoel, L., L.Ore, E. Neter, G. Shifroni and G. Rennert (1999), “The Gradient in Mammography Screening Behavior – A Lifestyle Marker”, *Social Science & Medicine*, Vol. 48.2, pp. 1281-1290.
- Hammond, C. (2003), “How Education Makes Us Healthy”, *London Review of Education*, Vol. 1.1, pp. 61-78.
- Hammond, C. (2004), “Impacts of Lifelong Learning Upon Emotional Resilience, Psychological and Mental Health: Fieldwork Evidence”, *Oxford Review of Education*, Vol. 30.4, pp. 551-568.
- Hammond, C. and L. Feinstein (2005), “The Effects of Adult Learning on Self-Efficacy”, *London Review of Education*, Vol. 3.3, pp. 265-287.
- Hammond, C. and L. Feinstein (2006), *Are Those Who Flourished at School Healthier Adults? What Role for Adult Education?*, Centre for Research on the Wider Benefits of Learning, London.
- Hampton, N.Z. (2004), “Subjective Well-Being among People with Psinal Cord Injuries: The Role of Self-Efficacy, Perceived Social Support, and Perceived Health”, *Rehabilitation Counseling Bulletin*, Vol. 48.1, pp. 31-37.
- Hartog, J. and H. Oosterbeek (1998), “Health, Wealth and Happiness: Why Pursue a Higher Education?”, *Economics of Education Review*, Vol. 17, pp. 245-256.
- Havemann, K. and P. Pridmore (2005), “Social Cohesion: The Missing Link to Better Health and Nutrition in a Globalised World”, Conference proceedings, World Bank Conference, “New Frontiers of Social Policy: Development in a Globalizing World”, Arusha, Tanzania.

- Hechtman, L. (1991), “Resilience and Vulnerability in Long Term Outcome of Attention Deficit Hyperactivity Disorder”, *Canadian Journal of Psychiatry*, Vol. 36, pp. 415-421.
- Heckman, J. (2005), “Lessons from the Technology of Skill Formation”, NBER Working Papers 11142, National Bureau of Economic Research, Inc.
- Heckman, J. and E. Vytlačil (2000), “Identifying the Role of Cognitive Ability in Explaining the Level of and Change in the Return to Schooling”, NBER Working Papers 7820, National Bureau of Economic Research (NBER).
- Helliwell, J.F. (2002), “How’s Life? Combining Individual and National Variables to Explain Subjective Well-Being”, *NBER Working Papers 9065*, National Bureau of Economic Research, Inc.
- Herzog, A.R. *et al.* (1998), “Activities and Well-Being in Older Age: Effects of Self-Concept and Educational Attainment”, *Psychology and Aging*, Vol. 13.2, pp. 179-185.
- Heyneman, S.P. (2001), “Measuring the Influence of Education on Social Cohesion”, Oxford International Conference on Education and Development.
- Hill, T.D. and R.J. Angel (2005), “Neighborhood Disorder, Psychological Distress, and Heavy Drinking”, *Social Science & Medicine*, Vol. 61, pp. 965-975.
- Hobcraft, J. (1998), “Inter-Generational and Life-Course Transmission of Social Exclusion: Influences of Childhood Poverty, Family Disruption, and Contact with the Police: Case Paper 15”, Centre for Analysis of Social Exclusion, London School of Economics.
- House, J.S., K.R. Landis and D. Umberson (1988), “Social Relationships and Health”, *Science*, Vol. 241, pp. 540-545.
- House, J.S., J.M. Lepkowski, A.M. Kinney, R.P. Mero, R.C. Kessler and A.R. Herzog (1994), “The Social Stratification of Aging and Health”, *Health and Social Behavior*, Vol. 35.3, pp. 213-234.
- Houtte, M. (2005), “Global Self-Esteem in Technical/Vocational Versus General Secondary School Tracks: A Matter of Gender?”, *Sex Roles*, Vol. 53.9-10, pp. 753-761.
- Howard, S., J. Dryden and B. Johnson (1999), “Childhood Resilience: Review and Critique of Literature”, *Oxford Review of Education*, Vol. 25.3, pp. 307-323.
- Hull, B. (1998), “Education for Psychological Health”, *Adult Learning September*, pp. 15-17.
- Hull, B., B.P. McIntyre and G.P. Sayer (2001), “Factors Associated with Low Uptake of Measles and Pertussis Vaccines – an Ecologic Study Based on the Australian Childhood Immunisation Register”, *Australian and New Zealand Journal of Public Health*, Oct, 25.5, pp. 405-410.
- Huntsinger, E.T. and L.J. Luecken (2004), “Attachment Relationships and Health Behaviour: The Mediation Role of Self-Esteem”, *Psychology and Health*, Vol. 19.4, pp. 515-526.
- Hurd, M. and A. Kapteyn (2003), “Health, Wealth, and the Role of Institutions”, *Journal of Human Resources*, Vol. 38.2, pp. 386-415.

- Ippolito, P. and A. Mathios (1990), “Information, Advertising and Health Choices”, *RAND Journal of Economics*, Vol. 21.3.
- de Irala-Estévez, J., M. Groth, L. Johansson, U. Oltersdorf, M.-G. Prättälä and M.A. Martínez-González (2000), “A Systematic Review of Socioeconomic Differences in Food Habits in Europe: Consumption of Fruit and Vegetables”, *European Journal of Clinical Nutrition*, Vol. 54, pp. 706-714.
- Isacsson, G. (2004), “Estimating the Economic Returns to Educational Levels Using Data on Twins”, *Journal of Applied Econometrics*, Vol. 19, pp. 99-119.
- Jacobsen, B.K. and H. Nilsen (2000), “High Education Is Associated with Low Fat and High Fibre, Beta-Carotene and Vitamin C – Computation of Nutrient Intake Based in a Short Food Frequency Questionnaire in 17 265 Men and Women in the Tromsø Study”, *Norsk Epidemiologi*, Vol. 10.1, pp. 57-62.
- James, K. (2001), “Prescriptions for Learning”, Evaluation Report, NIACE, Leicester.
- Jaroni, J.L., S.M. Wright, C. Lerman and L.H. Epstein (2004), “Relationship between Education and Delay Discounting in Smokers”, *Addictive Behaviors*, pp. 1171-1175.
- Jarvis, P. and J. Walker (1997), “When the Process Becomes the Product: Summer Universities for Seniors”, *Education and Ageing*, Vol. 12, pp. 60-68.
- Jepson, R., A. Clegg, C. Forbes, R. Lewes and A. Sowden (2000), “The Determinants of Screening Uptake and Interventions for Increasing Uptake: A Systematic Review”, *Health Technology Assessment*, Vol. 4.14.
- Johnson, E.O., C.G. Schutz, J.C. Anthony and M.E. Ensminger (1995), “Inhalants to Heroin: A Prospective Analysis from Adolescence to Adulthood”, *Drug and Alcohol Dependence*, Vol. 40, pp. 159-164.
- Joyce, T.J., M. Grossman and F. Goldman (1989), “An Assessment of the Benefits of Air Pollution Control: The Case of Infant Health”, *Journal of Urban Economics*, Vol. 25, pp. 32-51.
- Kan, K. and W.-D. Tsai, “Obesity and Risk Knowledge”, *Journal of Health Economics*, Vol. 23, pp. 907-934.
- Kaplan, G., E. Pamuk, J.W. Lynch, R.D. Cohen and J.L. Balfour (1996), “Income Inequality in Income and Mortality in the United States: Analysis of Mortality and Potential Pathways”, *British Medical Journal*, Vol. 312, pp. 999-1003.
- Katz, S.J. and T.P. Hofer (1994), “Socioeconomic Disparities in Preventive Care Persist Despite Universal Coverage”, *JAMA*, Research Library Core, 530, Vol. 272.
- Katz, J., A. Peberdy and J. Douglas (1997), *Promoting Health: Knowledge and Practice*, The Open University, London.
- Kawachi, I., B.P. Kennedy, V. Gupta and D. Prothrow-Stith (1999), “Women's Status and the Health of Women and Men: A View from the States”, *Social Science & Medicine*, Vol. 48, pp. 21-32.
- Kawachi, I., B.P. Kennedy, K. Lochner and D. Prothrow-Stith (1997), “Social Capital, Income Inequality, and Mortality”, *American Journal of Public Health*, Vol. 87.9, pp. 1491-1498.

- Kearney, M., M.J. Gibney, J.A. Martinez, M.D.V. de Almeida, D. Friebe, H.J.F. Zunft, K. Widhalm and J.M. Kearney (1997), “Perceived Need to Alter Eating Habits among Representative Samples of Adults from All Member States of the European Union”, *European Journal of Clinical Nutrition*, Vol. 51, Suppl. 2, pp. S30-S35.
- Kemna, H.J.M.I (1987), “Working Conditions and the Relationships between Schooling and Health”, *Journal of Health Economics*, Vol. 6, pp. 189-210.
- Kendler, K.S., M.C. Neale, P. Sullivan, L.A. Corey, C.O. Gardner and C.A. Prescott (1999), “A Population-Based Twin Study in Women of Smoking Initiation and Nicotine Dependence”, *Psychological Medicine*, Vol. 29, pp. 299-308.
- Kenkel, D.S. (1991), “Health Behavior, Health Knowledge, and Schooling”, *Political Economy*, Vol. 99.2, pp. 287-305.
- Kerr, D., E. Ireland, J. Lopes, R. Craig and E. Cleaver (2004), “Making Citizenship Real: Citizenship Education Longitudinal Study Second Annual Report. First Longitudinal Survey”, DfES Research Report 531, Department for Education and Skills (DfES), London.
- Kirby, D.B. *et al.* (2004), “The ‘Safer Choices’ Intervention: Its Impact on the Sexual Behaviors of Different Subgroups of High School Students”, *Journal of Adolescent Health*, Vol. 35, pp. 442-452.
- Koberg, C.S., R.W. Boss and E. Goodman (1998), “Factors and Outcomes Associated with Mentoring among Health-Care Professionals”, *Journal of Vocational Behavior*, Vol. 53.1, pp. 58-72.
- Kocken, P.L. and A.J.J. Voorham (1998), “Interest in Participation in a Peer-Led Senior Health Education Program”, *Patient Education and Counseling*, Vol. 34.1, pp. 5-14(10).
- Konu, A.I., T.P. Lintonen and M.K. Rimpela (2002), “Factors Associated with Schoolchildren's General Subjective Well-being”, *Health Education Research*, Vol. 17.2, pp. 155-165.
- Koval, J.J. *et al.* (2000), “Models of the Relationship of Stress, Depression and Other Psychosocial Factors to Smoking Behaviour: A Comparison of Students in Grades 6 and 8”, *Preventative medicine: An International Journal Devoted to Practice and Theory*, Vol. 30, pp. 463-477.
- Kubzansky, L.D., L.F. Berkman, T.A. Glass and T.E. Seeman (1998), “Is Educational Attainment Associated with Shared Determinants of Health in the Elderly? Findings from the MacArthur Studies of Successful Aging”, *Psychosomatic Medicine*, Vol. 60.5, pp. 578-585.
- Kuntsche, E., J. Rehm and G. Gmel (2004), “Characteristics of Binge Drinkers in Europe”, *Social Science & Medicine*, Vol. 59, pp. 113-127.
- Laukkanen, E.R., S.L. Shemeikka, H.T. Viinamaki, P.L. Polkki and J.O. Lehtonen (2001), “Heavy Drinking Is Associated with More Severe Psychosocial Dysfunction among Girls Than Boys in Finland”, *Journal of Adolescent Health*, Vol. 28.4, pp. 270-277.
- Lavis, J. and G. Stoddart (1999), *Social Cohesion and Health*, McMaster University.
- Layard, R. (2003), “The Secrets of Happiness”, *New Statesman*, pp. 25-28.

- LeGrand, J. (1982), "The Strategy of Equality", George Allen and Unwin, London.
- Leigh, J.P. (1981), "Hazardous Occupations, Illness, and Schooling", *Economics of Education Review*, Vol. 1.3, pp. 381-388.
- Leigh, J.P. and R. Dhir. "Schooling and Frailty among Seniors (1997)", *Economics of Education Review*, Vol. 16.1, pp. 45-57.
- Lindahl, M. (2002), "Estimating the Effects of Income on Health and Mortality using Lottery Prizes as Exogenous Source of Variation in Income", *IZA Discussion Paper*, Vol. 442, Institute for the study of Labor, Germany.
- Lindstrom, M., M. Moghaddassi and J. Merlo (2004), "Individual Self-Reported Health, Social Participation and Neighborhood: A Multilevel Analysis in Malmo, Sweden", *Preventive Medicine*, Vol. 39, pp. 135-141.
- Lleras-Muney, A. (2005), "The Relationship between Education and Adult Mortality in the United States", *Review of Economic Studies*, Vol. 72, pp. 189-221.
- Lleras-Muney, A. and F.R. Lichtenberg (2002), "The Effect of Education on Medical Technology Adoption: Are the More Educated More Likely to Use New Drugs?", Working paper no. 9185, National Bureau of Economic Research (NBER), Cambridge, MA.
- Lochner, K.A., I. Kawachi, R.T. Brennan and S.L. Buka (2003), "Social Capital and Neighborhood Mortality Rates in Chicago", *Social Science & Medicine*, Vol. 56, pp. 1797-1805.
- Lopez, R. (2004), "Income Inequality and Self-Rated Health in US Metropolitan Areas: A Multi-Level Analysis", *Social Science & Medicine*, Vol. 59, pp. 2409-2419.
- Lucas, R.E. (1988), "On the Mechanics of Economic Development", *Journal of Monetary Economics*, Vol. 22, pp. 3-42.
- Luikkonen, V., P. Virtanen, M. Kivimäki, J. Pentti and J. Vahtera (2004), "Social Capital in Working Life and the Health of Employees", *Social Science & Medicine*, Vol. 59, pp. 2447-2458.
- Lundborg, P. (2002), "Young People and Alcohol: An Econometric Analysis", *Society for the Study of Addiction to Alcohol and Other Drugs*, Vol. 97, pp. 1573-1582.
- Luthar, S.S., D. Cicchetti and B. Becker (2000), "The Construct of Resilience: A Critical Evaluation and Guidelines for Future Work", *Child Development*, Vol. 71, pp. 543-562.
- Macintyre, S. *et al.* (2000), "Housing Tenure and Health Inequalities: A Three-Dimensional Perspective on People, Homes and Neighbourhoods", in H. Graham (ed.), *Understanding Health Inequalities*, Open University Press.
- Macintyre, S., A. Ellaway, R. Hiscock, A. Kearns, G. Der and L. McKay (2003), "What Features of the Home and the Area Might Help to Explain Observed Relationships between Housing Tenure and Health? Evidence from the West of Scotland", *Health & Place*, Vol. 9.3, pp. 207-218.
- Macleod, J., G.D. Smith, C. Metcalfe and C. Hart (2005), "Is Subjective Social Status a More Important Determinant of Health Than Objective Social Status? Evidence from a Prospective Observational Study of Scottish Men", *Social Science & Medicine*, Vol. 61, pp. 1916-1929.

- Maier, S.F., M.L. Laudenslager and S.M. Ryan (1985), “Stressor Controllability, Immune Function, and Endogenous Opiates”, in F.R. Brush and J.B. Overmier (eds.), *Affect, Conditioning, and Cognition: Essays on the Determinants of Behaviour*, Erlbaum, Hillsdale, N.J., pp. 183-201.
- March of Dimes, *Health Library: Low Birthweight/Prematurity*.
- Markus, H. and E. Wurf (1987), “The Dynamic Self-Concept: A Social Psychological Perspective”, *Annual Review of Psychology*, Vol. 38, pp. 299-337.
- Marmot, M.G., A.M. Adelstein, N. Robinson and G.A. Rose (1978), “Changing Social-Class Distribution of Heart Disease”, *British Medical Journal*, Vol. 21.2, pp. 1109-1112.
- Marmot, M.G., R. Fuhrer, S.L. Ettner, N.F. Marks, L.L. Bumpass and C.D. Ryff (1998), “Contribution of Psychosocial Factors to Socioeconomic Differences in Health”, *The Milbank Quarterly*, Vol. 76.3, pp. 403-448.
- Marmot, M.G., G.D. Smith, S. Stansfeld, C. Patel, F. North, J. Head, I. White, E. Brunner and A. Feeney (1991), “Health Inequalities among British Civil Servants: The Whitehall II Study”, *Lancet*, Vol. 8.337, pp. 1387-1393.
- Marsh, H.W. (1985), “Age and Sex Effects in Multiple Dimensions of Preadolescent Self-Concept: A Replication and Extension”, *Australian Journal of Psychology*, Vol. 37, pp. 197-204.
- Marsh, H.W. (1988), “Self Description Questionnaire: A Theoretical and Empirical Basis for the Measurement of Multiple Dimensions of Preadolescent Self-Concept: A Test Manual and a Research Monograph”, Psychological Corp., San Antonio, Texas.
- Marsh, H.W. (1990), “A Multidimensional, Hierarchical Model of Self-Concept: Theoretical and Empirical Justification”, *Educational Psychology Review*, Vol. 2, pp. 77-172.
- Marsh, H.W. (2003), “Big-Fish-Little-Pond Effect on Academic Self-Concept”, *American Psychologist*, Vol. 58.5, pp. 364-376.
- Marsh, H.W. *et al.* (1984), “The Self Description Questionnaire (Sdq): Age Effects in the Structure and Level of Self-Concept for Preadolescent Children”, *Journal of Educational Psychology*, Vol. 76, pp. 940-956.
- Marsh, H.W., R. Craven, and R. Debus (1998), “Structure, Stability, and Development of Young Children's Self-Concepts: A Multicohort-Multioccasion Study”, *Child Development*, Vol. 69.4, pp. 1030-1053.
- Massey, D.S. and N.A. Denton (1993), “American Apartheid: Segregation and the Making of the Underclass”, Harvard University Press, Cambridge, MA.
- Masten, A.S. (2004), “Regulatory Processes, Risk and Resilience in Adolescent Development”, *Annals of the New York Academy of Sciences*, Vol. 1021, pp. 310-319.
- Masten, A.S., K.M. Best and N. Garmezy (1990), “Resilience and Development: Contributions from the Study of Children Who Overcame Adversity”, *Development and Psychopathology*, Vol. 2, pp. 425-444.
- McCamey, M.A., N.A. Hawthorne, S. Reddy, M. Lombardo, M.E. Cress and M.A. Johnson (2003), “A Statewide Educational Intervention to Improve Older Americans’ Nutrition and Physical Activity”, *Family Economics and Nutrition Review*, Vol. 15.1.

- McCarthy, M. (1999), “Transport and Health”, in M. Marmont and R. Wilkinson (eds.), *Social Determinants of Health*, Oxford University Press, Oxford.
- McCormick, K.L., L.K. Bartholomew, M.J. Lewis, M.W. Brown and I.C. Hanson (1997), “Parental Perceptions of Barriers to Childhood Immunisation: Results of Focus Groups Conducted in an Urban Population”, *Health Education Research*, Vol. 12, pp. 355-362.
- McGee, R. and S. Williams (2000), “Does Low Self-Esteem Predict Health Compromising Behaviours among Adolescents?”, *Journal of Adolescence*, Vol. 23.5, pp. 569-582.
- McGivney, V. (1997), “Evaluation of the Gloucester Primary Health Care Project”, GLOSCAT, unpublished report.
- McMichael, T. and R. Beaglehole (2003), “The Global Context for Public Health”, in R. Beaglehole (ed.), *Global Public Health: A New Era*, Oxford University Press, Oxford.
- Meara, E. (2001), *Why Is Health Related to Socioeconomic Status? The Case of Pregnancy and Low Birth Weight*, National Bureau of Economic Research (NBER).
- Mellor, J.M. and J. Milyo (1999), *Re-Examining the Evidence of an Ecological Association between Income Inequality and Health*, Department of Economics, Tufts University.
- Mellor, J.M. and J. Milyo (2002), “Income Inequality and Health Status in the United States: Evidence from the Current Population Survey”, *The Journal of Human Resources*, Vol. 37.3, pp. 510-539.
- Mellor, J.M. and J. Milyo (2003), “Is Exposure to Income Inequality a Public Health Concern? Lagged Effects of Income Inequality on Individual and Population Health”, *HSR: Health Services Research*, Vol. 38.1, pp. 137-151.
- Menchik, P.L. (1993), “Economic Status as a Determinant of Mortality among Black And White Older Men: Does Poverty Kill?”, *Population Studies*, Vol. 47.3, pp. 427-436.
- Miech, R.A. and H. Chilcoat (2005), “Maternal Education and Adolescent Drug Use: A Longitudinal Analysis of Causation and Selection over a Generation”, *Social Science & Medicine*, Vol. 60, pp. 725-735.
- Miech, R.A. and M.J. Shanahan (2000), “Socioeconomic Status and Depression over the Life Course”, *Health and Social Behavior*, Vol. 41.2, pp. 162-176.
- Mikkelsen, E.G. and S. Einarsen (2002), “Relationships between Exposure to Bullying at Work and Psychological and Psychosomatic Health Complaints: The Role of State Negative Affectivity and Generalised Self-Efficacy”, *Scandinavian journal of Psychology*, Vol. 2002.43, pp. 397-405.
- Mikkilä, V., L. Räsänen, O.T. Raitarkari, P. Pietinen and J. Viikari (2004), “Longitudinal Changes in Diet from Childhood into Adulthood with Respect to Risk of Cardiovascular Diseases; the Cardiovascular Risk in Young Finns Study”, *European Journal of Clinical Nutrition*, Vol. 58, pp. 1038-1045.
- Miller, P., C. Mulvey and N. Martin (1997), “Family Characteristics and the Returns to Schooling: Evidence on Gender Differences from a Sample of Australian Twins”, *Economica*, Vol. 64, pp. 137-154.

- Mirowsky, J. and C. Ross (1998), “Education, Personal Control, Lifestyle and Health: A Human Hypothesis”, *Research on Aging*, Vol. 20.4, pp. 415-449.
- Mirowsky, J. and C. Ross (2002), “Depression, Parenthood, and Age at First Birth”, *Social Science & Medicine*, Vol. 54, pp. 1281-1298.
- Mirowsky, J. and C. Ross (2005), “Education, Learned Effectiveness and Health”, *London Review of Education*, Vol. 3.3, pp. 205-220.
- Mitchell, R., S. Gleave, M. Bartley, D. Wiggins and H. Joshi (2000), “Do Attitude and Area Influence Health? A Multilevel Approach to Health Inequalities”, *Health and Place*, Vol. 6, pp. 67-79.
- Modrein-Talbott, M. *et al.* (1998), “Self-Esteem in Adolescents Treated in an Outpatient Mental Health Setting”, *Issues in Comprehensive Pediatric Nursing*, Vol. 21, pp. 159-171.
- Monden, C.W.S. (2005), “Current and Lifetime Exposure to Working Conditions. Do They Explain Educational Differences in Subjective Health?”, *Social Science & Medicine*, Vol. 60.
- Mulatu, M.S. and C. Schooler (2002), “Causal Connections between Socioeconomic Status and Health: Reciprocal Effects and Mediating Mechanisms”, *Journal of Health and Social Behaviour*, Vol. 43, pp. 22-41.
- Muller, A. (2002), “Education, Income Inequality, and Mortality: A Multiple Regression Analysis”, *BMJ*, Vol. 324, p. 23.
- Nakata, A., T. Harantani, M. Takahashi, N. Kawakami, H. Arito, F. Kobayashi and S. Araki (2004), “Job Stress, Social Support, and Prevalence of Insomnia in a Population of Japanese Daytime Workers”, *Social Science & Medicine*, Vol. 59.
- National Institutes of Health, National Heart, Lung, and Blood Institute (1998), “Clinical Guidelines on the Identification, Evaluation, and Treatment of Overweight and Obesity in Adults-the Evidence Report”, *Obesity Research* 6, pp. 51S-215S.
- Neidell, M.J. (2003), *Air Pollution, Health, and Socioeconomic Status: The Effect of Outdoor Air Quality on Childhood Asthma*, University of Chicago.
- Neumark-Sztainer, D. *et al.* (1997), “Psychosocial Correlates of Health Compromising Behaviours among Adolescents”, *Health Education Research*, Vol. 12, pp. 37-52.
- Nie, N.H., J. Junn and K. Stehlik-Barry (1996), *Education and Democratic Citizenship in America*, University of Chicago Press, Chicago, Illinois.
- OECD (2005a), *Pisa 2003 Data Analysis Manual: Spss Users*, OECD, Paris.
- OECD (2005b), *Education at a Glance: OECD Indicators*, OECD, Paris.
- van Oers, J.A.M., I.M.B. Bongers, L.A.M. Van De Goor and H.F.L. Garretsen (1999), “Alcohol Consumption, Alcohol-Related Problems Drinking, and Socioeconomic Status”, *Alcohol & Alcoholism*, Vol. 34.1, pp. 78-88.
- Ogden, J. (1997), *Health Psychology: A Textbook*, Open University Press, Buckingham.
- Okabayashi, H., J. Liang, N. Krause, H. Akiyama and H. Sugisawa (2004), “Mental Health among Older Adults in Japan: Do Sources of Social Support and Negative Interaction Make a Difference?”, *Social Science & Medicine*, Vol. 59, pp. 2259-2270.

- Opdenakker, M.-C. and J. Van Damme (2000), “Effects of Schools, Teaching Staff and Classes on Achievement and Well-Being in Secondary Education: Similarities and Differences between School Outcomes”, *School Effectiveness and School Improvement*, Vol. 11.2, pp. 165-196.
- Or, Z., J. Wang and D. Jamison (2005), “International Differences in the Impact of Doctors on Health: A Multilevel Analysis of OECD Countries”, *Journal of Health Economics*, Vol. 24, pp. 531-560.
- Parsons, S. and J. Bynner (1998), “Influences on Adults Basic Skills”, Basic Skills Agency, London.
- Peterson, A. and D. Lupton (1996), *The New Public Health*, Sage Publications, St. Leonard’s, Australia.
- Peterson, S.L. and A.J. Stunkard (1989), “Personal Control and Health Promotion”, *Social Science Medicine*, Vol. 28, pp. 819-828.
- Peyrot, M., J.F. McMurry and D.F. Kruger (1999), “A Biopsychosocial Model of Glycemic Control in Diabetes: Stress, Coping and Regimen Adherence”, *Health and Social Behavior*, Vol. 40, June, pp. 141-158.
- Phillips, D.R., O.-L. Siu, A.G.O. Yeh and K.H.C. Cheng (2005), “The Impacts of Dwelling Conditions on Older Persons’ Psychological Well-Being in Hong Kong: The Mediating Role of Residential Satisfaction”, *Social Science & Medicine*, Vol. 60, pp. 2785-2797.
- Picone, G., F. Sloan, D. Jr Taylor (2004), “Effects of Risk and Time Preference and Expected Longevity on Demand for Medical Tests”, *Journal of Risk and Uncertainty*, Vol. 28.1, pp. 39-53.
- Place, M. *et al.* (2002), “Developing a Resilience Package for Vulnerable Children”, *Child and Adolescent Mental Health*, Vol. 7.4, pp. 162-167.
- Poltorak, M., J. Fairhead, M. Leach and J. Cassell (2005), “Mmr Talk and Vaccination Choices: An Ethnographic Study in Brighton”, *Social Science and Medicine*, Vol. 61.3, pp. 503-543.
- Preston, J. and A. Green (2003), “The Macro-Social Benefits of Education, Training and Skills in Comparative Perspective”, Wider Benefits of Learning Research Report No. 9, Centre for Research on the Wider Benefits of Learning.
- Preston, J. and C. Hammond (2003), “Practitioner Views on the Wider Benefits of Further Education”, *Journal of Further and Higher Education*, Vol. 27.2, pp. 211-222.
- Propper, C., K. Jones, A. Bolster, S. Burgess, R. Johnston and R. Sarker (2005), “Local Neighbourhood and Mental Health: Evidence from the UK”, *Social Science & Medicine*, Vol. 61, pp. 2065-2083.
- Putnam, R. (1993), “Prosperous Community: Social Capital and Public Life”, *The American Prospect*, Vol. 3.13, pp. 11-18.
- Putnam, R. (1999), *Bowling Alone: The Collapse and Revival of American Community*, Simon and Schuster, New York.
- Randle, J. (2003), “Changes in Self-Esteem During a 3 Year Pre-Registration Diploma in Higher Education (Nursing) Programme”, *Learning in Health and Social Care*, Vol. 2.1, pp. 51-60.

- Reading, R., H. Surridge and R. Adamson (2004), “Infant Immunisation and Family Size”, *Journal of Public Health* (Oxford Journals), Vol. 26.4, pp. 369-371.
- Renkert, S. and D. Nutbeam (2001), “Opportunities to Improve Maternal Health Literacy through Antenatal Education: An Exploratory Study”, *Health Promotion International*, Vol. 16.4, pp. 381-388.
- Riley, H. and N.S. Schutte (2003), “Low Emotional Intelligence as a Predictor of Substance-Use Problems”, *Journal of Drug Education*, Vol. 33.4, pp. 391-398.
- Rimal, R.N. (2001), “Perceived Risk and Self-Efficacy as Motivators: Understanding Individuals’ Long-Term Use of Health Information”, *Journal of Communication*, Vol. 51.4, pp. 633-654.
- Rini, C.K. *et al.* (1999), “Psychological Adaptation and Birth Outcomes: The Role of Personal Resources, Stress, and Sociocultural Context in Pregnancy”, *Health Psychology*, Vol. 18.4, pp. 333-345.
- Romans, S. *et al.* (1995), “Factors That Mediate between Child Sexual Abuse and Adult Psychological Outcome”, *Psychological Medicine*, Vol. 25.1, pp. 127-142.
- Romer, P.M. (1986), “Increasing Returns and Long-Run Growth”, *Journal of Political Economy*, Vol. 94.5, pp. 1002-1037.
- Roos, E., E. Lahelma, M. Virtanen, R. Prättälä and P. Pientinen (1998), “Gender, Socioeconomic Status and Family Status as Determinants of Food Behaviour”, *Social Science & Medicine*, Vol. 46.12, pp. 1519-1529.
- Rose, M.R. (2001), “Review of a Means to an End: The Biological Basis of Aging and Death”, *Quarterly Review of Biology*, Vol. 76, pp. 342-343.
- Rosen, S. and P. Taubman (1982), “Some Socioeconomic Determinants of Mortality”, in J. van der Gaag, W.B. Neenan and T. Tsukahara (eds.), *Economics of Health Care*, Praeger, New York.
- Rosenstock, I.M. (1974), “Historical Origins of the Health Belief Model”, *Health Education Monographs*, Vol. 2.4, pp. 329-335.
- Rosenzweig, M.R. and T.P. Schultz (1982), “The Behavior of Mothers as Inputs to Child Health: The Determinants of Birth Weight, Gestation, and Rate of Fetal Growth”, in V.R. Fuchs (ed.), *Economic Aspects of Health*, University of Chicago Press for the National Bureau of Economic Research, pp. 53-92.
- Rosenzweig, M.R. and T.P. Schultz (1989), “Schooling, Information and Nonmarket Productivity: Contraceptive Use and Its Effectiveness”, *International Economic Review*, Vol. 30, pp. 457-477.
- Ross, C. and J. Mirowsky (1999), “Refining the Association between Education and Health: The Effects of Quantity, Credential, and Selectivity”, *Demography*, Vol. 36.4, pp. 445-460.
- Ross, C. and M. Van Willigen (1997), “Education and the Subjective Quality of Life”, *Journal of Health and Social Behavior*, Vol. 38, pp. 275-297.
- Ross, C. and M. Van Willigen (2000), “Walking, Exercising, and Smoking: Does Neighborhood Matter?”, *Social Science and Medicine*, Vol. 51, pp. 265-274.
- Rowlingson, K. and S. McKay (1998), “The Growth of Lone Parenthood: Diversity and Dynamics”, Policy Studies Institute, London.

- Rudman, L., M. Gonzales and E. Borgida (1999), “Mishandling the Gift of Life: Noncompliance in Renal Transplant Patients”, *Journal of Applied Social Psychology*, Vol. 29, pp. 834-851.
- Rutter, M. (1987), “Psychological Resilience and Protective Mechanisms”, *American Journal of Orthopsychiatry*, Vol. 57, pp. 316-331.
- Rutter, M. (1989), “Pathways from Childhood to Adult Life”, *Journal of Child Psychology and Psychiatry*, Vol. 30, pp. 23-51.
- Rutter, M. (1990), “Psychosocial Resilience and Protective Mechanisms”, in J. Rolf *et al.* (eds.), *Risk and Protective Factors in the Development of Psychopathology*, Cambridge University Press, Cambridge.
- Rutter, M. *et al.* (1979), *Fifteen Thousand Hours: Secondary Schools and Their Effects of Children*, London, Open Books.
- Rychen, D.S. and L.H. Salganik (2003), *Key Competencies for a Successful Life and Well-Functioning Society*, Hogrefe & Huber, Göttingen, Germany.
- Sabates, R. and L. Feinstein (2004), “Education, Training and the Take-up of Preventative Health Care”, Wider Benefits of Learning Research Report No. 12, Centre for Research on the Wider Benefits of Learning.
- Sabates, R. and L. Feinstein (2006), “Education and the Take-up of Preventative Health Care”, *Social Science and Medicine*, Vol. 62, pp. 2998-3010.
- Sander, W. (1995a), “Schooling and Quitting Smoking”, *The Review of Economics and Statistics*, pp. 191-199.
- Sander, W. (1995b), “Schooling and Smoking”, *Economics of Education Review*, Vol. 14.1, pp. 23-33.
- Sander, W. (1998), “The Effects of Schooling and Cognitive Ability on Smoking and Marijuana Use by Young Adults”, *Economics of Education Review*, Vol. 17.3, pp. 317-324.
- Sasieni, B. and J. Van Reenan (2003), “The Returns to Education: Macroeconomics”, *Journal of Economic Surveys*, Vol. 17.2, pp. 157-200.
- Schafer, E., R.B. Schafer, P.M. Keith and J. Bose (1999), “Self-Esteem and Fruit and Vegetable Intake in Women and Men”, *Journal of Nutrition Education*, Vol. 31.3, pp. 153-160.
- Schellhorn, M., A.E. Stuck, C.E. Minder and J.C. Beck (2000), “Health Services Utilisation of Elderly Swiss: Evidence from Panel Data”, *Health Economics*, Vol. 9.6, pp. 533-545.
- Schlossberg, N.K., E.B. Waters and J. Goodman (1995), *Counselling Adults in Transition: Linking Practice with Theory*, Springer, New York.
- Schneiderman, N., P.M. McCabe and A. Baum (1992), *Stress and Disease Processes: Perspectives in Behavioural Medicine*, Erlbaum, Hillsdale, N.J.
- Schoon, I. (2001), “Risk and Resources: A Developmental-Contextual Approach to the Study of Adaptation in the Face of Adversity”, in R.K. Silbereisen and M.Reitzle (eds.), *Psychologie 2000. Proceedings of the 42nd Congress of the German Psychological Society*, Pabst, Lengerich, pp. 220-238.

- Schoon, I., and J. Bynner (2003), “Risk and Resilience in the Life Course: Implications for Interventions and Social Policies”, *Journal of Youth Studies*, Vol. 6.1, pp. 21-31.
- Schoon, I. and S. Parsons (2002), “Competence in the Face of Adversity: The Influence of Early Family and Environment and Long-Term Consequences”, *Children and Society*, Vol. 16, pp. 260-272.
- Schoon, I., S. Parsons and A. Sacker (2004), “Socioeconomic Adversity, Educational Resilience, and Subsequent Levels of Adult Adaptation”, *Journal of Adolescent Research*, Vol. 19.4, pp. 383-404.
- Schuller, T. *et al.* (2002), “Learning, Continuity and Change in Adult Life”, Centre for Research on the Wider Benefits of Learning, London.
- Schuller, T. (2004), “The Benefits of Learning: The Impacts of Formal and Informal Education on Social Capital, Health and Family Life”, Routledge Falmer.
- Schultz, T.W. (1961), “Investment in Human Capital”, *American Economic Review LI*, American Economic Association Presidential Address, Vol. 1-17.
- Schweinhart, L.J., H.V. Barnes and D.P. Weikart (1993), *Significant Benefits: The High/Scope Perry Preschool Study through Age 27*, High/Scope Press, Ypsilanti, MI.
- Selvin, E. and K.M. Brett (2003), “Breast and Cervical Cancer Screening: Sociodemographic Predictors among White, Black and Hispanic Women”, *American Journal of Public Health*, Vol. 93.4, pp. 618-623.
- Sen, A. (1992), *Inequality Re-Examined*, Harvard University Press, Cambridge, MA.
- Shavelson, R.J., J.J. Hubner and G.C. Stanton (1976), “Validation of Construct Interpretations”, *Review of Educational Research*, Vol. 46, pp. 407-441.
- Shavit, Y. and F.C. Martin (1987), “Opiates, Stress, and Immunity: Animal Studies”, *Annals of Behavioural Medicine*, Vol. 9, pp. 11-20.
- Shaw, M., D. Gordon, D. Dorling, R. Mitchell and G.D. Smith (2000), “Increasing Mortality Differentials by Residential Area Level of Poverty: Britain 1981-1997”, *Social Science and Medicine*, Vol. 51, pp. 151-153.
- Shimizu, M. and B.W. Pelham (2004), “The Unconscious Cost of Good Fortune: Implicit and Explicit Self-Esteem, Positive Life Events, and Health”, *Health Psychology*, Vol. 23.1, pp. 101-105.
- Sickles, R.C. and P. Taubman (1986), “An Analysis of the Health and Retirement Status of the Elderly”, *Econometrica*, Vol. 54.6, pp. 1339-1356.
- Silva, M. (2002), “The Effectiveness of a School-Based Sex Education Program in the Promotion of Abstinence Behavior: A Meta-Analysis”, *Health Education Research*, Vol. 17.4, pp. 471-481.
- Smailbegovic, M.S., G.J. Laing and H. Bedford (2003), “Why Do Parents Decide against Immunisation? The Effect of Health Beliefs and Health Professionals”, *Child: Care, Health and Development*, Vol. 29.4, pp. 303-311.
- Smith, J.P. and R. Kington (1997), “Demographic and Economic Correlates of Health in Old Age”, *Demography*, Vol. 34.1, pp. 159-170.
- Smith, B. *et al.* (1999), “Lay Beliefs About the Preventability of Major Health Conditions”, *Health Education Research*, Vol. 14.3, pp. 315-325.

- Smith, S.L., S.A. Quandt, T.A. Arcury, L.K. Wetmore, R.A. Bell and M.Z. Vitolins (2006), “Aging and Eating in the Rural, Southern United States: Beliefs About Salt and Its Effect on Health”, *Social Science & Medicine*, Vol. 62, pp. 189-198.
- Sobal, J. and A. Stunkard (1989), “Socioeconomic Status and Obesity: A Review of the Literature”, *Psychological Bulletin*, Vol. 105, pp. 260-275.
- Spasojevic, J. (2003), “Effects of Education on Adult Health in Sweden: Results from a Natural Experiment”, Ph.D Dissertation, City University of New York Graduate Center.
- Stafford, M., M. Bartley, R. Mitchell and M. Marmot (2001), “Characteristics of Individuals and Characteristics of Areas: Investigating Their Influence on Health in the Whitehall II Study”, *Health and Place*, Vol. 7, pp. 117-129.
- Stafford, M., P. Martikainen, E. Lahelma and M. Marmot (2004), “Neighborhoods and Self-Rated Health: A Comparison of Public Sector Employees in London and Helsinki”, *Journal of Epidemiology and Community Health*, Vol. 58, pp. 772-778.
- Stafford, M., S. Cummins, S. MacIntyre, A. Ellaway and M. Marmot (2005), “Gender Differences in the Associations between Health and Neighborhood Environment”, *Social Science & Medicine*, Vol. 60, pp. 1681-1692.
- Steptoe, A. and A. Appels (1989), *Stress, Personal Control and Health*, Wiley, New York.
- Stretcher, V. and I.M. Rosenstock (1997), “The Health Belief Model”, in K. Glanz, F.M. Lewis and B.K. Rimer (eds.), *Health Behavior and Health Education: Theory, Research and Practice*, Jossey-Bass, San Francisco, CA.
- Subramanian, S.V. (2004), “The Relevance of Multilevel Statistical Methods for Identifying Causal Neighborhood Effects”, *Social Science & Medicine*, Vol. 58, pp. 1961-1967.
- Sundquist, K., H. Theobald, M. Yang, X. Li, S.E. Johansson, J. Sundquist (2006), “Neighborhood Violent Crime and Unemployment Increase the Risk of Coronary Heart Disease: A Multilevel Study in an Urban Setting”, *Social Science & Medicine*, Vol. 62, pp. 2061-2071.
- Sutton, S. and C. Rutherford (2005), “Sociodemographic and Attitudinal Correlates of Cervical Screening Uptake in a National Sample of Women in Britain”, *Social Science & Medicine*, Vol. 61, pp. 2460-2465.
- Taylor, R.J., H.A. Mamoon, S.L. Morrell and G.V. Wain (2001), “Cervical Screening by Socioeconomic Status in Australia”, *Australian and New Zealand Journal of Public Health*, Vol. 25.3, pp. 256-260.
- ten Have, M., A. Oldehinkel, W. Vollebergh and J. Ormel (2003), “Does Educational Background Explain Inequalities in Care Services Use for Mental Health Problems in the Dutch General Population?”, *ACTA Psychiatrica*, Vol. 107, pp. 178-187.
- Theodorakou, K. and Y. Zervas (2003), “The Effects of Creative Movement Teaching Method and the Traditional Teaching Method on Elementary School Children's Self-Esteem”, *Sport, Education and Society*, Vol. 8.1, pp. 91-104.
- Thiede, M. and S. Traub (1997), “Mutual Influences of Health and Poverty. Evidence from German Panel Data”, *Social Science and Medicine*, Vol. 45.6, pp. 867-877.

- Thomas, C. and S. Morris (2003), “Cost of Depression among Adults in England in 2000”, *British Journal of Psychiatry*, Vol. 183, pp. 514-519.
- Thomas, D., J. Strauss and M.H. Henriques (1991), “How Does Mother’s Education Affect Child Height?”, *Journal of Human Resources*, Vol. 26.2, pp. 183-211.
- Thrane, C. (2006), “Explaining Educational-Related Inequalities in Health: Mediation and Moderator Models”, *Social Science & Medicine*, Vol. 62, pp. 467-478.
- Tien, A.Y., T.E. Schlaepfer, H.-U. Fisch (1998), “Self-Reported Somatisation Symptoms Associated with Risk for Extreme Alcohol Use”, *Archives of Family Medicine*, Vol. 7, pp. 33-37.
- Tones, K. and J. Green (2004), “Health and Health Promotion”, *Health Promotion: Planning and Strategies*, Sage, London, pp. 8-40.
- Torsheim, T., C. Currie, W. Boyce, I. Kalnins, M. Overpeck and S. Haugland (2004), “Material Deprivation and Self-Rated Health: A Multilevel Study of Adolescents from 22 European and North American Countries”, *Social Science & Medicine*, Vol. 59, pp. 1-12.
- Tremblay, C.H and D.C. Ling (2005), “AIDS Education, Condom Demand, and the Sexual Activity of American Youth”, *Health Economics*, Vol. 14, pp. 851-867.
- Trost, S.G., N. Owen, A.E. Bauman, J.F. Sallis and W. Brown (2002), “Correlates of Adults? Participation in Physical Activity: Review and Update”, *Medicine and Science in Sports and Exercise*, Vol. 34.12, pp. 1996-2001.
- Turk, D.C., D. Meichenbaum and M. Genest (1983), *Pain and Behavioural Medicine*, Guildford Press, New York.
- US Environmental Protection Agency (1999), “The Benefits and Costs of the Clean Air Act, 1990-2010”, Report to the U.S. Congress, November.
- Variyam, J.N., J. Blaylock and D. Smallwood (2002), “Characterizing the Distribution of Macronutrient Intake among U.S. Adults: A Quantile Regression Approach”, *American Journal of Agricultural Economics*, Vol. 84.2, pp. 454-466.
- Veenhoven, R. (1995), “Developments in Satisfaction Research”, *Social Indicators Research*, Vol. 37, pp. 1-46.
- Veenstra, G., I. Luginaah, S. Wakefield, S. Birch, J. Eyles and S. Elliot (2005), “Who You Know, Where You Live: Social Capital, Neighbourhood and Health”, *Social Science & Medicine*, Vol. 60, pp. 2799-2818.
- Wadsworth, M.E.J. (1997a), “Changing Social Factors and Their Long-Term Implications for Health”, *British Medical Bulletin*, Vol. 53.1, pp. 198-209.
- Wadsworth, M.E.J. (1997b), “Health Inequalities in the Life Course Perspective”, *Social Science & Medicine*, Vol. 44.6, pp. 859-869.
- Wagstaff, A. (1993), “The Demand for Health: An Empirical Reformulation of the Grossman Model”, *Econometrics and Health Economics*, Vol. 2, pp. 189-198.
- Wagstaff, A., P. Paci and H. Joshi (2001), “Causes of Inequality in Health: Who You Are? Where You Live? Or Who Your Parents Were?”, Policy Research Working Paper, World Bank 2713, pp. 1-20.

- Wahlqvist, M.L. (2000), “Clinicians Changing Individual Food Habits”, *Asia Pacific Journal of Clinical Nutrition*, Vol. 9. Suppl., pp. S55-S59.
- Wald, N., S. Kiryluk, S. Darby, R. Doll, M. Pike and R. Peto (1988), *UK Smoking Statistics*, Oxford University Press.
- de Walque, D. (2004), “Education, Information, and Smoking Decisions: Evidence from Smoking Histories, 1940-2000”, World Bank Policy Research Working Paper 3362, World Bank.
- Wanless, D. (2002), “Securing Our Future Health: Taking a Long-Term View”, Consultation Report for the HM Treasury.
- Wanless, D. (2004), “Securing Good Health for the Whole Population”, HM Treasury.
- Wardle, J. *et al.* (2003), “Increasing Attendance at Colorectal Cancer Screening: Testing the Efficacy of a Mailed, Psychoeducational Intervention in a Community Sample of Older Adults”, *Health Psychology*, Vol. 22.1, pp. 99-105.
- Wardle, J., K. McCaffery, M. Nadel and W. Atkin (2004), “Socioeconomic Differences in Cancer Screening Participation: Comparing Cognitive and Psychosocial Explanations”, *Social Science & Medicine*, Vol. 59, pp. 249-261.
- Warren, J.R., P. Hoonakker, P. Carayon and J. Brand (2004), “Job Characteristics as Mediators in SES-Health Relationships”, *Social Science & Medicine*, Vol. 59.
- Wechsler, H., A.E. Davenport, G.W. Dowdall, B. Moeykens and S. Castillo (1994), “Health and Behavioural Consequences of Binge Drinking in College – A National Survey of Students at 140 Campuses”, *Journal of the American Medical Association*, Vol. 272, pp. 1671-1677.
- Weiner, B. *et al.* (1971), *Perceiving the Causes of Success and Failure*, General Learning Press, Morristown, NJ.
- Werner, E. and R. Smith (1992), *Overcoming the Odds - High Risk Children for Birth to Adulthood*, Cornell University, Ithaca, New York.
- Wertheimer, A. (1997), *Images of Possibility. Creating Learning Opportunities for Adults with Mental Health Difficulties*, National Institute of Adult Continuing Education, Leicester.
- West, L. (1995), “Beyond Fragments: Adults, Motivation and Higher Education”, *Studies in the Education of Adults*, Vol. 27.2.
- Westwood, J. (2003), “The Impact of Adult Education for Mental Health Service Users”, *The British Journal of Occupational Therapy*, Vol. 66.11, pp. 505-510.
- Wheeler, M., F. Smith and L. Trayhorn (1999), *Improving Health through Referral to Adult Education*, The Kingston and Richmond Health Authority and the Royal Borough of Kingston-upon-Thames.
- White, D. and M. Pitts (1998), “Educating Young People About Drugs: A Systematic Review”, *Addiction*, Vol. 93, pp. 1475-1487.
- Wilcox-Gok, V.L. (1983), “The Determination of Child Health: An Applications of Sibling and Adoption Data”, *Review of Economics and Statistics*, Vol. 65.2, pp. 266-273.

- Wildman, J. (2003a), “Income Related Inequalities in Mental Health in Great Britain: Analysing the Causes of Health Inequality over Time”, *Journal of Health Economics*, Vol. 22, pp. 295-312.
- Wildman, J. (2003b), “Modelling Health, Income and Income Inequality: The Impact of Income Inequality on Health and Health Inequality”, *Journal of Health Economics*, Vol. 22, pp. 521-538.
- Wilkinson, R. (1996), *Unhealthy Societies: The Afflictions of Inequality*, Routledge, London.
- Wilson, W.J. (1997), *When Work Disappears: The World of the New Urban Poor*, Knopf, New York.
- Windmeijer, F. and J.M. Santos Silva (1997), “Endogeneity in Count Data Models: An Application to Demand for Health Care”, *Journal of Applied Econometrics*, Vol. 12, pp. 281-294.
- Wolfe, B.L. and J.R. Behrman (1983), “Is Income Overrated in Determining Adequate Nutrition? Economic Development and Cultural Change”, *Economic Development and Cultural Change*, Vol. 3, pp. 525-549.
- World Health Organisation (1946), “Who Definition of Health”, *International Health Conference*, WHO, Vol. 2, New York.
- World Health Organisation (1997), “Obesity: Preventing and Managing the Global Epidemic”, WHO.
- World Health Organisation (1999), *The Health for All Policy Framework for the Who Region*, WHO, Copenhagen.
- World Health Organisation (2002), *The World Health Report: Reducing Risks, Promoting Healthy Life*, WHO, Geneva.
- World Health Organisation (2003), *Investing in Mental Health*, WHO, Geneva.
- Wu, A.M.S., C.S.K. Tang and T.C.Y. Kwok (2004), “Self-Efficacy, Health Locus of Control, and Psychological Distress in Elderly Chinese Women with Chronic Illnesses”, *Aging and Mental Health*, Vol. 8.1, pp. 21-28.
- Young, A.F., A. Russell and J.R. Powers (2004), “The Sense of Belonging to a Neighbourhood: Can It Be Measured and Is It Related to Health and Well-being in Older Women?”, *Social Science & Medicine*, Vol. 2627-2637.
- Zunzunegui, M.V., A. Koné, M. Johri, F. Béland, C. Wolfson and H. Bergman (2004), “Social Networks and Self-Rated Health in Two French-Speaking Canadian Community Dwelling Populations over 65”, *Social Science & Medicine*, Vol. 58, pp. 2069-2081.

Appendix 4.1. Glossary of statistical terms

Anthropometric	Originally a branch of Anthropology that deals with making comparative measurements of the human body.
Assortative matching	The trend that individuals form personal or professional relationships with people similar to themselves in terms of key features such as family background or education.
Attrition bias	Systematic differences between the comparison groups in the loss of participants from the study. It has been called exclusion bias.
Bias	The difference between the parameter and the expected value of the estimator of the parameter.
Confounding bias	A confusion of effects. The apparent effect of the exposure of interest is distorted because the effect of an extraneous factor is mistake for or mixed with the actual exposure effect.
Consistent estimator	An estimator is consistent if the probability that it is in error by more than a given amount tends to zero as the sample becomes large.
Cross-sectional data	Parallel data on a number of units, such as individuals, households, firms, or governments, at one point in time.
Disability adjusted life years (DALY)	The sum of years of potential life lost due to premature mortality and the years of productive life lost due to disability.
Endogeneity	An explanatory variable that is said to be endogenous and determined within a wider system of equations being estimated. This induces the problem of endogeneity bias when estimating the effect of the explanatory variable on the outcome of interest.
Fixed effects	A method of estimating parameters from a panel data set using change over time to add to robustness. In many circumstances the method will remove bias from any unobserved factors that do not change over time.
Generalised least squares (GLS)	A generalisation of the ordinary least squares procedure to deal with situations in which the error terms have properties that do not fit the assumptions of ordinary least squares regression.
Hazard models	Statistical models to estimate the expected duration of an event.
Hierarchical generalised linear models	A modelling technique in which the outcome variable has a clustered or hierarchical data structure, for example students nested within teachers and teachers nested within schools.

Instrumental variables	Either refers to an estimation technique, often abbreviated IV, or to the exogenous variables used in the estimation technique. When estimation is biased due to reverse causality or some other form of endogeneity, this technique can, under certain conditions, remove the bias. The method is akin to a natural experiment. The replacement regressors are called instruments but must meet strict conditions. Such variables are often hard to find and are often controversial.
Likelihood function	In maximum likelihood estimation, the likelihood function is the joint probability function of the sample, given the probability distributions that are assumed for the errors.
Local average treatment effects (LATE)	The effect of treatment on those who change state in response to a change in an instrumental variable. For example, those who are induced to participate by the introduction of a policy.
Logistic distribution	A logistic distribution has the cumulative density function $F(x) = 1/(1+e^{-x})$
Logistic regression	A model in which the dependent variable, that can be only one or zero, is a function of a set of independent variables and the error term is distributed according to a logistic distribution.
Longitudinal data	Datasets which follow cases over time.
Matching methods	Compares the outcomes of individuals with similar background and personal characteristics, some of whom received the treatment (in this case education) and some of whom did not. The method is non-parametric, so nonlinear assumptions are made and all background factors can interact. The method assumes that unobservable factors are not responsible for the difference in likelihood of receiving the treatment. The method is non-parametric.
Maximum simulated likelihood (MSL)	The maximum likelihood estimation is simulated on a number of repetitions, from which it is possible to obtain an average probability and with it to build the simulated likelihood function.
Meta analysis	The process or technique of synthesising research results by using various statistical methods to retrieve, select, and combine results from previously separate but related studies.
Multi-level estimation	Include fixed and random effects and incorporate both individuals and groups of individuals within the same model so that estimation results can be affected by the clustered nature of the data.
Multinomial Logit (MNL)	The multinomial logit model is the generalisation of the logit model when there are more than two alternatives for the outcome variable.
Multivariate or multiple regression	Analysis that allows for assessment of the relationship between one dependent variable and several independent variables.
Natural experiment	An isolated change occurs in one aspect of the environment so that the effects of that change can be studied as if it were an experiment; that is, by assuming that every other exogenous input was held constant.

Ordered Logit models	A model where the dependent variable is categorical and its values follow some ordering. The outcome variable is a function of a set of independent variables and the error term is distributed according to a logistic distribution.
Ordered Probit models	A model where the dependent variable is categorical and its values follow some ordering. The outcome variable is a function of a set of independent variables and the error term is distributed according to a normal distribution.
Ordinary least squares (OLS)	The classical linear regression procedure.
Panel data	Data from a (usually small) number of observations over time on a (usually large) number of cross-sectional units such as individuals, households, firms, or governments.
Partial equilibrium	A special case of the general economic equilibrium, where the clearance on the market of some specific goods, in this case health outputs, is obtained independently from prices and quantities demanded and supplied on other goods' markets.
Poisson regression	Aims at modelling a counting outcome variable, counting the number of times that a certain event occurs during a certain time period.
Probit model	A model where the dependent variable, that can be only one or zero, is a function of a set of independent variables and the error term is distributed according to a normal distribution.
Propensity score matching	An estimate of the probability that an observed entity like a person would undergo the treatment. This probability is itself a predictor of outcomes sometimes.
Quintile regression	Rather than modelling the whole distribution of the outcome variable, this statistical technique estimates the effect of the explanatory variables in different quintiles of the distribution of the outcome variable.
Random effects	The Generalised Least Squares procedure in the context of panel data.
Randomised control trial (RCT)	Scientific procedure that is widely considered the most reliable form of scientific study because it provides the best known design for eliminating a variety of biases.
Reverse causality	The notion that the outcome variable (health) may exert a causal effect on the covariate (education).
Selection bias	Bias in estimation that results from the fact that individuals are not randomly allocated to the state or treatment under investigation.
Structural equation modelling	A statistical method to estimate the associations between the all variables in a structural model. It deals with the way in which explanatory variables relate to each other and how these relate to the outcome of interest. The method relies on its theoretical basis to form the structure of the statistical estimation.

Time-variant/invariant heterogeneity	Synonym for unobserved effects. These sources of bias can be time variant and time invariant.
Tobit models	An econometric model in which the dependent variable is censored or truncated, for example, when the dependent variable is expenditures on durables which cannot take values below zero. This means that this variable is truncated at zero.
Two stage least squares (2SLS)	Two stage least squares is an instrumental variables estimation technique. Extends the IV idea to a situation where one has more instruments than independent variables in the model.
Unbiased sample	A sample drawn and recorded by a method which is free from bias. This implies not only freedom from bias in the method of selection, <i>e.g.</i> random sampling, but freedom from any bias of procedure, <i>e.g.</i> wrong definition, non-response, design of questions, interviewer bias, etc. An unbiased sample in these respects should be distinguished from unbiased estimating processes which may be employed upon the data.
Weighted least squares (WLS)	The use of weight in the ordinary least squares estimation.

Appendix 4.2. Compendium of relevant international datasets

OECD International Adult Literacy and Skills (IALS)

The IALS is a large-scale comparative survey that seeks to profile the skills of adults in OECD countries through direct assessment in households. It combines household survey methods with direct educational assessment methods. It is cross-sectional data from three waves of collection (1994, 1996 and 1998). The data were collected every two years from one individual living in a sample of households (3 000-6 000 per country). The sample was representative of adults aged 16 to 65 in each country and includes data on education level and participation, and involvement in various social and civic activities. Other important control variables include general demographic variables; parents' education and occupation; labour force participation, occupation, earnings; literacy and numeracy practices at work and in daily life; and direct measures of skill (*e.g.* prose, document and quantitative literacy).

OECD Adult Literacy and Lifeskills Survey (ALLS)

The ALL is a large-scale comparative survey that seeks to profile the skills of adults in OECD countries through direct assessment in households. It combines household survey methods with direct educational assessment methods. The ALL was a 7-country initiative conducted in 2003. In every country, nationally representative samples of adults aged 16-65 were interviewed and tested at home, using the same psychometric test to measure prose and document literacy as well as numeracy and problem solving skills. The data are cross-sectional from face-to-face interviews with one individual from each household sampled (3 000-6 000 per country). Important measures available include: education level and participation; self assessed mental and physical health; and participation in various social and civic activities. There are also a number of variables to be used as controls, such as age, gender, country of origin; parents' education and occupation; linguistic and household information (*e.g.* income); labour force participation, occupation, earnings; literacy and numeracy practices at work and in daily life; familiarity and use of Information Communication Technology; and direct measures of skill – prose and document literacy, numeracy.

OECD Programme for International Assessment of Adult Competencies (PIAAC) (in development)

The Programme for International Assessment of Adult Competencies (PIAAC) aims at developing a strategy to address the supply and demand of competencies that would: identify and measure differences between individuals and countries in competencies believed to underlie both personal and societal success; assess the impact of these

competencies on social and economic outcomes at individual and aggregate levels; gauge the performance of education and training systems in generating required competencies; and help to clarify the policy levers that could contribute to enhancing competencies. These cross-sectional data will be collected every five years from individuals, aged 16-65, in households (3 500-5 000 per country) starting in 2009. The major variables/modules to be collected are still in development, but will be similar to the ALL.

UIS Literacy Assessment and Monitoring Programme (LAMP) (in development)

LAMP is being designed by the UNESCO Institute for Statistics (UIS) in cooperation with various international agencies and technical experts. Such a survey is needed because most current data on adult literacy in developing countries are not sufficiently reliable to serve the needs of national and international users. Cross-sectional data will be collected from individuals, aged 16-65, from a sample of households (3 000-5 000 per country) for a selection of non-OECD countries. The major variables/modules included will be similar to those in the ALL.

OECD Programme for International Student Assessment (PISA)

The Programme for International Student Assessment (PISA) is an international assessment of the skills and knowledge of 15-year-olds which aims to assess whether students approaching the end of compulsory education have acquired the knowledge and skills that are essential for full participation in society. PISA is developed jointly by member countries of the OECD. The survey gathers cross-sectional data from a sample of schools, and will use a new sample of 15-year-olds for each cycle of the survey (between 4 000 and 10 000 per country). PISA assessments take place every three years and focuses on three domains: reading literacy, mathematical literacy and scientific literacy. While the three domains form the core of each cycle, two-thirds of the assessment time in each cycle will be devoted to a “major” domain. Forty-two countries participated in PISA 2003. In addition to general demographic variables, the following major variables are collected: education level for student’s father and mother; expected level of completion; type of programme; engagement in school, attitudes toward, attendance; and achievement.

IEA Civic Education Study (CIVED)

The IEA Civic Education Study is a two-phase, cross-national study. The main goal of the study is to identify and examine, in a comparative framework, the ways in which young people are prepared to undertake their role as citizens in democracies. About 90 000 14-year-olds as well as 10 000 teachers and 4 000 school principals from 28 countries participated in the first survey in 1999, about 60 000 16/18-year-old students and 2 000 school principals in a second survey in 1999/2000. The study is concerned with examining aspects of civic education in school. Researchers gather and analyse cross-sectional student data from 29 different countries (roughly 3 000-3 500 students, teachers and principals per country) regarding their factual knowledge and their attitudes toward issues within the following four domains: democracy, national identity, social cohesion and diversity, economics/media and environment.

IEA Trends in Mathematics and Science Study (TIMSS)

TIMSS (the earlier acronym for the Third International Mathematics and Science Study) is designed to measure trends in students' mathematics and science achievement. TIMSS 1999, also known as TIMSS-Repeat (TIMSS-R), measured progress in eighth-grade (age 13) mathematics and science around the world. TIMSS 1999 provided countries that participated in the 1995 testing with cross-sectional trend data at Grade 8. The four-year period between the first and second data collection saw the population of students originally assessed as fourth graders move on to Grade 8. This development allowed countries that participated in 1995 at Grade 4 (age 9) to compare the performance of fourth-graders in that year with their performance as eighth-graders in 1999. As in the 1995 study, TIMSS 1999 also investigated, through background questionnaires, the context for learning mathematics and science in the participating countries. Information was collected about educational systems, curriculum, instructional practices, and characteristics of students, teachers, and schools. TIMSS 2003 assessed the mathematics and science achievement of children in two target populations. These populations correspond to the upper grades of the TIMSS 1995 Population 1 and Population 2 target definitions. Generally, these are the fourth and eighth grades.

IEA Progress in International Reading Study (PIRLS)

PIRLS 2001 was the first in a five-year-cycle of assessment that measures trends in children's reading literacy achievement and policy and practices related to literacy. PIRLS examines three aspects of reading literacy: processes of comprehension, purposes for reading, and reading literacy behaviour and attitudes. The first two aspects form the basis of the written test of reading comprehension. The third aspect, behaviour and attitudes, is addressed by the student questionnaire. This and the parent, teacher, and school questionnaires gather information about home and school factors associated with the development of reading literacy, as well as about the larger context in which children live and learn. In addition, the countries that participated in the 1991 IEA Reading Literacy Study had the option to administer the 1991 test again to provide trends in their students' reading literacy achievement over the period 1991-2001. The target grade was the upper of the two adjacent grades with the most 9-year-olds. In most participating countries this is Grade 4. At this grade level, formal reading instruction is generally completed and transition from learning to read to reading to learn is taking place.

World Values Survey (WVS)/European Values Survey (EVS)

The World Values Survey is a worldwide investigation of sociocultural and political change. It is conducted by a network of social scientists at leading universities all around world. Interviews have been carried out with nationally representative samples of the populations of more than 80 societies on all six inhabited continents. A total of four waves have been carried out since 1981 making it possible to carry out reliable global cross-cultural analyses and analysis of changes over time.

In exchange for providing the data from interviews with a representative national sample of at least 1 000 people in their own society, each participating group gets immediate access to the data from all of the other participating societies. Thus, they are able to compare the basic values and beliefs of the people of their own society with those of more than 60 other societies.

In addition to basic demographics, data on education level and age when completed full time education are available for each respondent, as are measures of the following social outcomes: civic interests, attitudes and values; political interests, attitudes and values; tolerance, trust; environmental attitudes and values.

European Social Survey (ESS)

The central aim of the ESS is to develop and conduct a systematic study of changing values, attitudes, attributes and behaviour patterns within European polities. Academically driven but designed to feed into key European policy debates, the ESS hopes to measure and explain how people's social values, cultural norms and behaviour patterns are distributed, the way in which they differ within and between nations, and the direction and speed at which they are changing.

The data collected are at the individual level and are cross-sectional. Approximately 1 500 face-to-face interviews with adults aged 15 or older are conducted per country. In addition to basic demographic data and measures of education, each round collects data for the following modules:

- For both rounds: Employment, Unemployment, Labor Market Activities, Income, Education.
- Round 1: Citizenship, Involvement and Democracy; Immigration.
- Round 2: Family, Work, and Well-being; Opinions on Health and Care Seeking; Economic Morality in Europe: Market Society and Citizenship.
- Round 3: Personal and Social Well-being; The Timing of Life: The Organisation of the Life Course in Europe.

ESF Citizenship, Involvement and Democracy (CID)

Contemporary democracies such as those of the European Union have been suffering increasingly from declining involvement by their citizens in the political process, and a general weakening of the bonds that hold society together. This network will focus on the relationships between social and political forms of civic engagement and citizenship in contemporary democracies. Current debates about communitarianism, social capital, civil society, trust and the crises of the welfare state provide the general intellectual background, while empirically the network will integrate the results from national studies into a common comparative framework.

Although ESS is separate from the Citizenship, Involvement and Democracy (CID) survey the rotating part includes a module on citizenship, involvement and democracy in Round 1 that is similar to the CID questionnaire. There are further data on demographics, education level, years of schooling and social outcomes, such as opinions on social and institutional relations; political interest, involvement, attitudes; civic interest, involvement, attitudes; institutional trust; tolerance of groups (*i.e.*, ethnic, religion, extremists); social relations at work; and school engagement.

International Social Survey Programme (ISSP)

The ISSP is a continuing annual programme of cross-national (membership of 39 countries) collaboration on surveys covering topics important for social science research. It brings together pre-existing social science projects and coordinates research goals, thereby adding a cross-national, cross-cultural perspective to the individual national studies.

Cross-sectional data are included from face-to-face interviews with adults aged 15 or older (1 500 per country) from a sample of households. Variables included are: education level for respondent, partner, father, mother; years of schooling for respondent; and measures of social outcomes, such as politics, subjective well-being, health, economic morality, and human values among others. Control and other variables of interest available are: socio-demographic profile, including household composition, sex, age, type of area, education and occupation of respondent, partner, parents, union membership, income and marital status.

EC Household Panel (ECHP)/EU-Statistics on Income and Living Conditions (EU-SILC)

In 1991, Eurostat, the Statistical Office of the European Communities, set up a Task Force on Household Incomes in order to respond to the strong demand for information on household and individual income. Although the questionnaire was designed centrally at Eurostat, in close consultation with the Member States, it allowed for some flexibility for adaptation to national systems. The ECHP forms therefore the most closely co-ordinated component of the European system of social surveys. It has been given a central place in the development of comparable social statistics across Member States on income (including social transfers, etc.), labour, poverty and social exclusion, housing, health, as well as various other social indicators concerning living conditions of private households and persons.

The longitudinal, “panel” design of the ECHP makes it possible to follow up and interview the same set of private households (approx. 5000 per country) and persons (ages 16 and over) over several consecutive years. Eurostat recommends the use of the original ECHP data for any analysis covering only the years 1994-96 for countries with two different datasets for the same year. However, for longitudinal analysis covering more years, the converted datasets should be used.

Useful variables include: education level; age when highest level completed and when stopped full time education; adult education and training (general and vocational training courses); measures of social outcomes, including health, social relations and satisfaction and demographic variables including unemployment and migration.

EU Harmonised Labour Force Survey (EU-LFS)

Eurostat activities in the area of Education and Training statistics include the UNESCO-OECD-Eurostat (UOE) data collection on education, the Continuing Vocational Training Survey (CVTS), the EU Vocational Education and Training (EU-VET) data collection and education modules included in different household surveys (*e.g.* LFS).

EU LFS module on LLL

In 2003 a set of specific questions on lifelong learning were added to the LFS (the so-called *ad hoc* module on lifelong learning). Results were to be submitted to Eurostat by March 2004. After that date the quality check and analysis will follow.

The ad hoc module is the first implementation of notions and ideas that resulted from the work of the Task Force for the Measurement of Lifelong Learning (TF-MLLL) and it is considered to be an important first step toward the establishment of a coherent system of statistical information on lifelong learning. The reference period for the variables on participation is 12 months preceding the interview, while questions are also asked on methods used for self-learning (making use of printed material (*e.g.* professional books, magazines, etc); computer based learning/training; online internet based web education (beyond institutionalised education); educational broadcasting or offline computer based (Audio or Videotapes); visiting facilities aimed at transmitting educational content (library, learning centres, etc.).

The cross-sectional data of the LFS allow for the combination of standard variables on participation in education and training included in the LFS with other variables related to labour market. These may be standard LFS variables on demographic and other characteristics of the individuals or variables included in its annual ad hoc modules on specific issues (like working time, childcare, etc.). It covers populations aged 15 and over.

EU Harmonised Adult Education and Training Survey (EU-AETS) (in development)

The Task Force on Adult Education Survey (TF AES) has been created at the request of the Directors of Social Statistics of the European Union with the mandate to reflect on the development of a harmonised reporting system on the education of adults from the perspective of the individual which could take the form of a specific survey. The TF AES continued the work of the Eurostat Task Force on measuring lifelong learning (TF MLLL) which had produced its report in February 2001. According to its mandate the TF AES should assist Eurostat in exploring the feasibility and the requirements for launching an EU Adult Education Survey within the broader framework of the development of Education and Training Statistics. The definition of the survey subject and the way to approach it was the main focus of this work. The proposed AES will only take its final form after consultations with the different partners of the European Statistical System, and of potential users/requesters of the data, are completed. The survey remains in development and a first data collection is planned for 2006.

EU Continuing Vocational Training Survey (EU-CVTS)

CVTS is the first and only community survey to provide comparable data at European level on investment in human resources in companies. It is therefore one of the major tools of the European Union for the establishment of indicators in the area of lifelong learning.

The work on the results of the first survey (CVTS1), carried out in 1994, started in February 1996 and was completed in September 1997. The contractor finalised a database which is the basis for the NewCronos database (Eurostat) prepared with the financial

support of CEDEFOP, developed a series of publications to disseminate the survey's results and performed a critical evaluation of the survey's methodology, which is being used to prepare a second survey (CVTS2).

The Statistical Programme Committee gave its approval to CVTS2 in the year 2000. The Leonardo da Vinci programme is financing a contract to assist the Commission and the participating countries in preparing the survey. The project is being carried out by a team co-ordinated by the University of Sheffield and the project steering group.

The survey's first results will be available at the end of 2000. Complete results will be available in 2001. Variables available include: training programmes in the form of courses and seminars; continuing vocational training in the workplace; and "other" forms of continuing training in enterprises.

Luxembourg Income Study (LIS)

The LIS database is a collection of household income surveys. These surveys provide demographic, income and expenditure information on three different levels: household, person and child. The LIS/LES team harmonises and standardises the micro-data from the different surveys in order to facilitate comparative research.

It is a non-profit cooperative research project with a membership that includes 29 countries on four continents: Europe, America, Asia and Oceania. The LIS project began in 1983 under the joint sponsorship of the government of the Grand Duchy of Luxembourg and the Centre for Population, Poverty and Policy Studies (CEPS). The project is mainly funded by the national science and social science research foundations of its member countries. Recently, LIS and the University of Luxembourg became partners, with offices being provided by the university. Its main features and variables included are similar to ECHP panel survey.

Luxembourg Employment Study (LES)

The LES database includes Labour Force Surveys from countries with quite different labour market structures. These surveys provide detailed information on areas like job search, employment characteristics, comparable occupations, investment in education, migration, etc. The LIS/LES team harmonises and standardises the micro-data from the different surveys in order to facilitate comparative research. This links to EU-LFS type surveys including previous cross-sections and longitudinal components. The harmonisations are designed for international comparative analyses.

It is a parent project of LIS that was initiated in 1994 and is ongoing. This project has been partly funded by the Human capital and Mobility Programme of the European Commission and the Norwegian Research Council. Its main features and variables are similar to the EU LFS survey.

Multinational Time Use Study (MTUS)/Harmonised European Time Use Study (HETUS)

Eurostat has co-ordinated the development of Harmonised European Time Use Study (HETUS) data collection guidelines, which were piloted in 20 countries between 1996 and 1998, and have influenced time use data collection in 21 countries between 1999 and

2003. All HETUS studies draw national samples of individuals aged 16 or over, and most participating countries collected data over a whole year. The diaries cover between 1 and 3 days selected by stratified random sampling to allow for an equal sampling of weekdays and of weekend days. Now as data become available, the challenge of creating useful tables and data files that allow for meaningful cross-national research arises. These cross-sectional data are both quantitative and qualitative.

Appendix 4.3. Journals reviewed in literature search

ACTA Psychiatrica
Addictive Behaviours
AKF Working Paper
Alcohol & Alcoholism
American Economic Review
American Journal of Agricultural
Economics
American Journal of Economic Review
American Journal of Public Health
American Psychologist
American Sociological Review
Annals of Epidemiology
Annals of the New York Academy of
Sciences
Annual Review of Sociology
British Journal of Cancer
British Medical Bulletin
Community Health
Demography
Econometrica
Econometrics and Health Economics
Economics of Education Review
Epidemiology Community Health
Epidemiologic Reviews
Handbook of the Economics of Education
Health and Place
Health and Social Behaviour
Health Canada
Health Economics
Health Psychology
HSR: Health Services Research
International Journal of Behaviour Medicine
International Journal of Epidemiology
International Journal of Lifelong Education
International Journal of Obesity
International Journal of Social Economics
Journal of Community Health
Journal of Econometrics
Journal of Epidemiology and Community
Health
Journal of Further and Higher Education

Journal of Health and Social Behaviour
Journal of Health Economics
Journal of Human Resources
Journal of Political Economy
London Review of Education
Medical Care
Mental Health Policy and Economics
Oxford Review of Education
Perspectives in Biology and Medicine
PNAS (Proceedings of the National
Academy of Sciences)
Political Economy
Preventive Medicine
Psychological Medicine
Psychology and Aging
Psychosomatic Medicine
Research in Nursing and Health
Research on Aging
Review of Economic Studies
Review of Economics and Statistics
Social Biology and Human Affairs
Social Policy and Administration
Social Science & Medicine
The American Economic Review
The Journal of Human Resources
The Milbank Quarterly
The Review of Economics and Statistics