



## Practical Strategies for Compliance with USP <800>: Performing an Assessment of Risk

Patricia C. Kienle, RPh, MPA, FASHP  
Director, Accreditation and Medication Safety  
Cardinal Health Innovative Delivery Solutions  
Lafin, Pennsylvania

### Disclaimer

- ❖ Patricia Kienle is a member of the USP Compounding Expert Committee, but this presentation is not endorsed by or affiliated with USP



### Objectives

- ❖ Cite the document that defines hazardous drugs
- ❖ Identify the drugs and dosage forms eligible for an Assessment of Risk
- ❖ Design an Assessment of Risk to be used at your organization
- ❖ List the facility and monitoring elements for compliance with USP <800>
- ❖ Prioritize gaps in compliance that need to be addressed within your organization



### Preparation

- ❖ Read Assessment of Risk section from USP <800>
- ❖ Review NIOSH 2016 Hazardous Drug list for the drugs and dosage forms you handle at your system



### Why <800>?

- ❖ <800> Hazardous Drugs – Handling in Healthcare settings protects
  - Patients
  - Personnel
  - Environment
- ❖ It adds to – does not replace - <795> and <797> on Nonsterile and Sterile Compounding
- ❖ First enforceable standard that protects healthcare personnel from risk of hazardous drugs



### Enforceability of <800>

- ❖ <800> will become federally enforceable on July 1, 2018
- ❖ States may place <800> into state regulations
  - State Board of Pharmacy
  - Other state agencies




Photo courtesy of USP

[www.usp.org](http://www.usp.org) → Compounding Compendium



### Genesis of USP <800>



<http://www.cdc.gov/niosh/docs/2004-165/pdfs/2004-165.pdf>

<http://www.ashp.org/DocLibrary/BestPractices/PrepGdlHazDrugs.aspx>



### NIOSH Occupational Exposure Information

The screenshot shows the NIOSH website page for 'Occupational Exposure to Antineoplastic Agents and Other Hazardous Drugs'. It includes a search bar, navigation tabs, and a sidebar with links to 'Antineoplastic Agents', 'NIOSH Publications', 'Recent Publications, Guidelines, Review Articles and Surveys', 'Effects of Occupational Exposure', 'Occupational Monitoring', 'Environmental Sampling, Decontamination, Protective Equipment, Closed System Transfer Devices and Work Practice', and 'Related Topics'. The main content area features an 'Overview' section with a small image and text describing the adverse health effects of antineoplastic agents.

<http://www.cdc.gov/niosh/topics/antineoplastic/>



### NIOSH Hazardous Drug Information

CDC Centers for Disease Control and Prevention  
CDC 24/7 Saving Lives, Protecting People™

Search NIOSH SEARCH

CCCA 7 INDEX

The National Institute for Occupational Safety and Health (NIOSH)  
Workplace Safety and Health Topics  
Providing National and World Leadership to Prevent Workplace Illnesses and Injuries

Hazardous Drug Exposures in Health Care

Health care workers who prepare or administer hazardous drugs (e.g., those used for cancer therapy, and some antiviral drugs, hormone agents, and biologic-derived drugs) or who work in areas where these drugs are used may be exposed to these agents in the workplace. About 8 million U.S. healthcare workers are potentially exposed to hazardous drugs, including pharmacy and nursing personnel, physicians, operating room personnel, environmental services workers, workers in research laboratories, veterinary care workers, and shipping and receiving personnel.

It seems counter-intuitive that the health care industry, whose mission is the care of the sick, is itself a "high hazard" industry for the workers it employs. In fact, published studies have shown that workplace exposures to hazardous drugs can cause both acute

<http://www.cdc.gov/niosh/topics/hazdrug/default.html>

### Major Components of <800>

- ❖ Facilities
- ❖ Hazardous Drug list
- ❖ Work practices
  - Containment of HDs
  - Technique to limit exposure
  - Decontamination of areas exposed to HDs
- ❖ Assessment of Risk
- ❖ Monitoring
  - Personnel
  - Facilities

### <800> Storage and Compounding Requirements

Separate room with fixed walls	Vented to the outside
Contains hazard	Removes hazard
Negative pressure (0.01-0.03" wc negative to adjacent space)	Appropriate number of air changes per hour
Minimum Requirements	

### Two Design Options for Sterile Compounding

- ❖ Cleanroom suite
  - Positive pressure ISO 7 anteroom opening into negative pressure ISO 7 buffer room with biological safety cabinet (BSC) or compounding aseptic containment isolator (CACI)
- ❖ Containment Segregated Compounding Area
  - Separate space with BSC or CACI
  - Limited to 12 hour beyond-use date (BUD)
  - NOTE: Not currently allowed by <797>
- ❖ NOTE: Low Volume Exemption is no longer allowed

### Design for Nonsterile Compounding

- ❖ Primary Engineering Control
  - Containment Ventilated Enclosure (“powder hood”)
- ❖ Secondary Engineering Control
  - Room that is separate from non-hazardous drugs, and is under negative pressure, vented to the outside, and has the appropriate number of air changes per hour (ACPH)
- ❖ Occasional nonsterile compounding can be done in the sterile compounding area; details are in <800>



### Hazardous Drugs

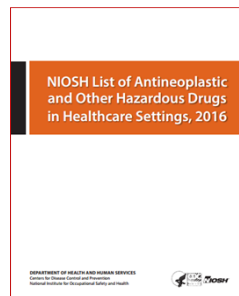
- ❖ Carcinogen
- ❖ Genotoxin
- ❖ Teratogen
- ❖ Reproductive toxin
- ❖ Organ toxicity at low dose in humans or animals
- ❖ New drugs that mimic existing HDs in structure or toxicity

Original reference: ASHP Guidelines on Handling Hazardous Drugs, 1990



### NIOSH List of Hazardous Drugs

- ❖ Antineoplastics
- ❖ Non-antineoplastics
- ❖ Reproductive only hazards

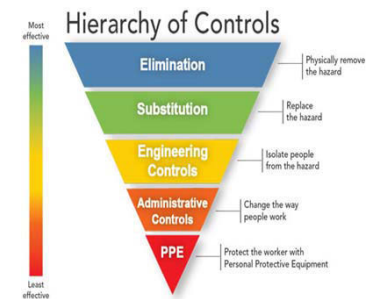


[www.cdc.gov/niosh/docs/2016-161/pdfs/2016-161.pdf](http://www.cdc.gov/niosh/docs/2016-161/pdfs/2016-161.pdf)



### What’s the Assessment of Risk All About?

- ❖ USP <800> establishes the containment strategies and work practices best known to control hazardous drug contamination
  - Engineering controls
  - Protective equipment
  - Work practices



<https://www.cdc.gov/niosh/topics/hierarchy/>



### Ideal Situation

- ❖ Handle every drug in every dosage form on the NIOSH list with all the containment strategies and work practices identified in <800>
- ❖ Is that possible in every case?
- ❖ Is that practical in every case?



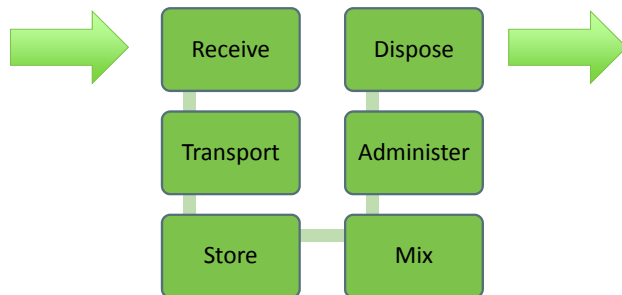
### Your Options

Handle every drug and dosage form on the NIOSH list with all the precautions and work practices listed in <800>

Perform an Assessment of Risk for some dosage forms of some drugs on the list



### HD Life Cycle in Your Organization



### Personnel to Consider

- ❖ Receiving
- ❖ Transport
- ❖ Pharmacy technicians
- ❖ Pharmacists
- ❖ Nursing
  - Surgical Services
  - Emergency Department
  - Obstetrics



### Your Hazardous Drug List

1. Review the NIOSH list of hazardous drugs
2. Identify the drugs and dosage forms you handle
3. Perform an Assessment of Risk
4. Document review of the list annually



### Required Assessment of Risk Elements

- ❖ Drug
- ❖ Dosage form
- ❖ Risk of exposure
- ❖ Packaging
- ❖ Manipulation
- ❖ Documentation of alternative containment strategies and/or work practices
- ❖ Review annually and document



### Your HD List

Require ALL containment strategies detailed in <800>	Alternative containment strategies can be considered and implemented
<ul style="list-style-type: none"> <li>• Active Pharmaceutical Ingredient (API) of any HD on the list</li> </ul>	<ul style="list-style-type: none"> <li>• Antineoplastics you only need to count or package</li> </ul>
<ul style="list-style-type: none"> <li>• Antineoplastics that require manipulation</li> </ul>	<ul style="list-style-type: none"> <li>• Non-antineoplastics</li> </ul>
<ul style="list-style-type: none"> <li>• Dosage forms that don't fit your Assessment of Risk</li> </ul>	<ul style="list-style-type: none"> <li>• Reproductive only hazards</li> </ul>



### Consider

- ❖ Drug, dosage form, and packaging
- ❖ Where manipulation occurs and by whom
- ❖ Life cycle of the HD throughout your organization



### What drug and dosage forms present the biggest questions related to including them in an Assessment of Risk?



- 
- 
- 
- 
- 
- 



### So What Happens With ...

- ❖ API
- ❖ Antineoplastics that must be compounded
- ❖ Antineoplastics that must be repackaged
- ❖ Antineoplastic dosage form dispensed intact
- ❖ Antineoplastic oral dosage form that must be crushed
- ❖ Non-antineoplastics or reproductive hazards that your committee feels should not be entity exempt
- ❖ Oral agents on Tables 2 and 3
- ❖ Injectable agents on Tables 2 and 3 that are dispensed intact
- ❖ Injectable agents on Tables 2 and 3 that must be compounded



### Assessment of Risk Worksheet

Assessment of Risk Worksheet

DRUG	PACKAGE FORM AND PACKAGING	RISE OF EXPOSURE	RECEIVING	TRANSPORT TO STORAGE	MANIPULATION NEEDED	FINISHED DOSAGE FORM	ADMINISTRATION	DECONTAMINATION	DISPOSAL
			Integrity Decontamination	Containment	C-PEC/C-SEC/CSTD/PPE	To PCU To Pt	CSTD	Oxidizer	Reg.



### API of Any HD on the NIOSH List

- ❖ Active Pharmaceutical Ingredient of any antineoplastic, non-antineoplastic, or reproductive hazard
- ❖ No option → must treat with all the containment strategies and work practices in <800>



### Antineoplastic Agents

- ❖ If any manipulation is required
  - Drawing methotrexate from a vial
  - Crushing tablets or opening capsules to make a suspension
  - Splitting tablets
- ❖ No option → must treat with all the containment strategies and work practices in <800>

Examples



### Antineoplastic Agents

- ❖ For antineoplastic agents that only require counting or packaging
  - Methotrexate tablets
  - Conventionally-manufactured fluorouracil cream
- ❖ You can consider these dosage forms in your Assessment of Risk
- ❖ But ...
  - This was intended for outpatient pharmacies

Examples



### Oral Antineoplastics

- ❖ Transport into negative buffer room for storage of intact bottle
- ❖ Once a table is needed, package the entire bottle at once, using the same facilities and precautions you do with parenterals
- ❖ Pack each UD into individual sealed bag
- ❖ No sterile compounding can occur during this
- ❖ Once it is packaged, it is a finished dosage form, so can be transported to the regular storage area and stored in a yellow lidded bin

Examples



### Packaging Oral HDs = Nonsterile Compounding

- ❖ Best: use a powder hood
- ❖ Acceptable: <800> allows use of BSC/CACI for occasional nonsterile compounding
  - No concurrent sterile compounding
  - Total clean of C-PEC before resuming sterile compounding



Photo courtesy of Labconco





### HDs Other Than Antineoplastic Agents

- ❖ Non-antineoplastics
- ❖ Reproductive only hazards
  
- ❖ All can be considered for your Assessment of Risk
  - But some are concerning



### Can I establish a policy stating that all meds/dosage forms in Tables 2 and 3 are entity exempt?



- A. Yes
- B. No



### Approach to Assessment of Risk

- ❖ The NIOSH list has links and information concerning why the drug is on the list
- ❖ Look at that information, and evaluate it based on your circumstances
- ❖ Some are situational hazards
  - Hazards in third trimester

Example



### Consider for Non-Injectables

- ❖ Purchase unit dose from manufacturer
  - Wipe off to remove potential HD residue
- ❖ Purchase bulk and package into unit dose or unit-of-use
  - Use BSC and garb if you have that available
    - Antineoplastics
    - Others
  - Decontaminate counting tray and spatula

Examples



### Consider for Injectables

- ❖ Separate BSC for Table 2 and 3 meds
  - Could also be used for occasional use for non-sterile compounding
- ❖ Closed System Drug-Transfer Devices (CSTDs) must be used for parenteral antineoplastics when the dosage form allows
  - Should be used for compounding



Photo courtesy of BD



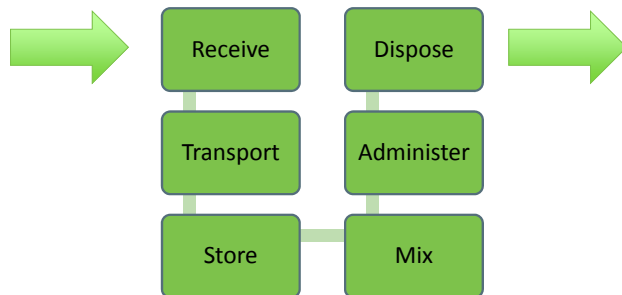
### Do you use CSTDs for drugs in Tables 2 and 3?



- A. Yes
- B. No
- C. We don't use CSTDs yet



### HD Life Cycle in Your Organization



### Assessment of Risk Requirements

- ❖ If you exempt specific drugs and dosage forms in your entity, you must identify the alternative containment strategies and/or work practices
- ❖ Determine how you will document this
  - Spreadsheet?
  - Separate form for each dosage form?



### Receiving

- ❖ What HDs will be handled with all precautions and which will be exempted for some or all elements based on your Assessment of Risk
  - Antineoplastics – injectables
  - Antineoplastics – non-injectables
  - Table 2 and 3 meds
- ❖ Need to identify – specific to drug and dosage form – those agents that will be handled differently and identify strategies in Assessment of Risk



### Receiving

- ❖ Antineoplastics → to negative pressure
- ❖ Others (as you determine) → to negative pressure
- ❖ Ones that will have alternative strategies → identify and document the strategy
  - Identify as HD
  - Wipe off

Examples



### Drug Storage

- ❖ Identify as HDs
- ❖ Store in yellow, lidded bins
- ❖ Clearly note what must be done if manipulation of the dose is required



Examples



### If Oral HDs are Stored in Buffer Room

- ❖ Maintain a list of those agents stored there
- ❖ Develop policy and procedure concerning who can package them
  - Where they will be packaged
  - Detailed procedure noting containment strategies
- ❖ Use only manual packaging system



Photo courtesy of Medi-Dose



**Unit dose methotrexate is on backorder. Pharmacy must buy bulk and unit dose package it. Are personnel risks similar or different between the pharmacy tech and nurse?**



- A. Similar
- B. Pharmacy tech is at higher risk since handling bulk drug
- C. Nurse is at higher risk because the nurse must touch the drug



### Packaging Strategies

- ❖ Risk will be different for pharmacy personnel (who have to package) vs. nursing personnel (who will handle a finished dosage form)
- ❖ Consider this in your Assessment of Risk



### Final and Finished Dosage Forms

- ❖ Determine where they will be stored
  - UD packaged items
  - Finished dosage forms
    - Parenteral
    - Non-parenteral
  - Waiting for transport to a patient care or procedural unit
  - Waiting for patient pick-up



### Example Containment Strategies

- ❖ Buy in unit dose
- ❖ Buy in bulk, then unit dose package in a powder hood using a manual system
- ❖ Place each UD into individual bag
- ❖ Store in <800> compliant Containment Secondary Engineering Control (C-SEC) until finished dosage form
- ❖ Wear chemo gloves
- ❖ Dedicate specific equipment which is decontaminated after use



### Example Containment Strategies

- ❖ Mark lidded ADC bins with PPE precautions
  - Antineoplastics: Hazardous drug precautions
  - Others: Wear chemo gloves
- ❖ Use CSTDs for IV non-antineoplastics and reproductive only hazards
- ❖ Remove oxytocin vials from unit stock
- ❖ Package all partial tablets in pharmacy using manual system
- ❖ Prepare all liquid doses in patient-specific oral syringes
- ❖ Package topical creams/ointments into unit-of-use



### Assessment of Risk Worksheet

Assessment of Risk Worksheet

DRUG	DOSEAGE FORM/PACKAGING	RISK OF EXPOSURE	RECEIVING	TRANSPORT TO STORAGE	MANIPULATION REQUIRED	FINISHED DOSEAGE FORM	ADMINISTRATION	IDENTIFICATION	DISPOSAL
			Integrity/Decontamination	Containment	C-PEC/C-SEC/CSTD/PPE	To PCU To Pt	CSTD	Oxidizer	Segs



### Examples – Table 1 Antineoplastics

- ❖ Methotrexate IM for ectopic pregnancies
- ❖ Mitomycin ophthalmic
- ❖ BCG for bladder installation



### Examples

- ❖ Table 2: Non-antineoplastics
  - Azathioprine
  - Carbamazepine
  - Risperdone
  - Spironolactone
- ❖ Table 3: Reproductive only hazards
  - Clonazepam
  - Fluconazole
  - Oxytocin
  - Warfarin



## Resources

- ❖ Upcoming ASHP Publication *The 800 Answer Book*
- ❖ JCR Toolkit



## Key Takeaways

- ❖ Review the 2016 NIOSH List of Hazardous Drugs to identify the drugs and dosage forms handled at your organization
- ❖ Establish a multidisciplinary committee to review how the HDs are handled throughout your organization
- ❖ Perform an Assessment of Risk to determine alternative containment strategies and/or work practices for all dosage forms of HDs that you determine don't need to be handled with all the precautions detailed in <800>
- ❖ Review and document your Assessment of Risk at least every 12 months

