


**Fictional and Non-Fictional  
Narrative  
Writing  
Packet**

**Grades 6th-8th**



**Keep this packet for future writing prompts**

# What is a Fictional Narrative?

Simply put, fictional narrative writing tells an invented story.

The most essential elements  
in a fictional narrative story are:

- 1) An established plot, believable characters and a vivid setting.
- 2) An organized sequence of important events and a conclusion (usually 3-5 paragraphs long in all).
- 3) One key event that occurs which include either a problem, crisis, action, or adventure.
- 4) Vivid, descriptive language and details (Can your reader visualize the event?). Upper grades should use such strategies as dialogue, suspense, movement, and expressions.



## Some helpful hints:

- ◆ Remember, you are writing to entertain the reader.
- ◆ The first paragraph should grab the reader's attention, set the stage and introduce the characters. Does the reader want to read on? See following "Introduction Hook" page for ideas.
- ◆ The middle paragraph(s) should include events leading up to (and including) the big event, action or climax.
- ◆ The last paragraph should be the conclusion or resolution. What happened in the end? Don't "drop the ball" here!
- ◆ Include a variety of sentence types ( ! ? . ) and transitional words.
- ◆ Make sure you followed the writing prompt or assignment.

### NOTE TO PARENTS:

This packet is designed to be used in partnership by you with your child. Remember, writing is a process that begins with the organization of ideas, editing, rewriting and finally a finished product. Students will need your help at each step to create a great story!

### Fantasy

A story that involves imagined events that are not real and could not happen in real life.



### Mystery

A story in which clues are used to solve a puzzling event



### Adventure

A story that builds suspense using action and extraordinary events occurring in rapid sequence.



### Realistic Fiction

A story with imaginary characters and events that are so believable they could exist in the real world.



### Myth

A story told long ago using ancestors, gods, and heroes to explain real events and cultural beliefs.



# Fiction

(Narrative, Literary, Story)

## Common Elements:

#### Setting:

The time and place in which the story takes place.



#### Character(s):

The people or animals in the story.



#### Plot:

The problem which the character faces and the attempts that the character makes to solve the problem.



#### Outcome/Resolution:

The result or consequence of the character's actions.



#### Theme:

The central idea or message that links the different parts of the story.




### Science Fiction

A make-believe story, set in the future or on other planets, which uses elements of science



### Fable

A short story meant to teach a lesson, usually with animal characters that act and talk like people.



### Historical Fiction

A story, in a historical setting, with imaginary characters and events that are so believable they could have really existed.



### Legend

A story passed down through the years that is based on real facts, but is not entirely true.



### Fairy Tale

A story about elves, dragons, fairies, or other magical creatures.



### Tall Tale

A humorous story about an imaginary hero who does exaggerated, impossible acts.



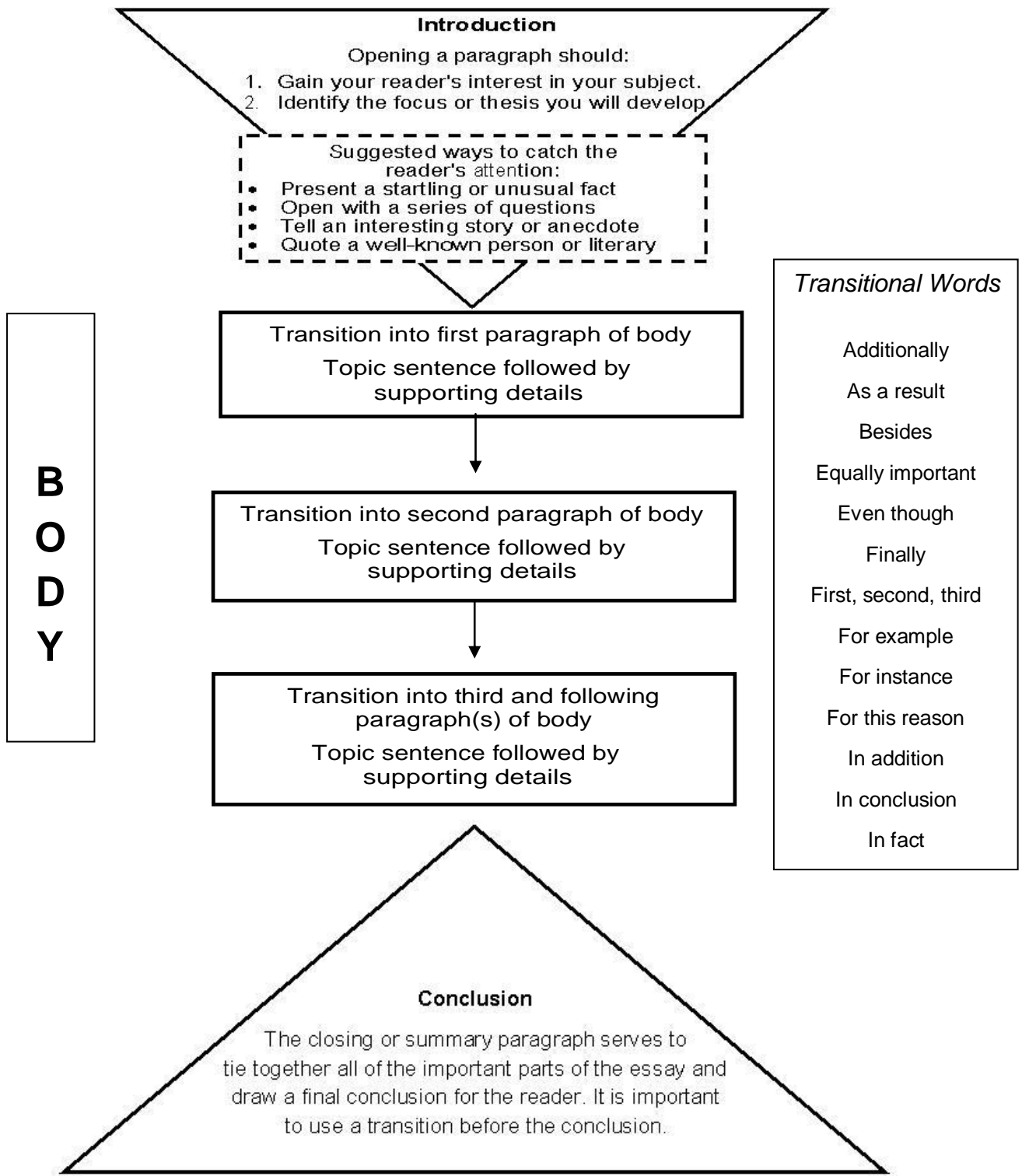
### Folktale

A story handed down by word of mouth, about ordinary people, which teach lessons from different people's cultures.



# Standard Essay and Speech Format

Please note: The length and format of essays will differ according to type and teacher's preference. This sample format can be adapted to fit many types of writing.



# Sample Lesson Plan for Writing a Narrative

## 5-step Plan

(This 5 step plan will take from 3-5 days)

\* Approx. 15-30 minutes per step

### Step 1:

Read your writing prompt (assignment) and plan it out by organizing your thoughts and ideas.

- \* Read the prompt at least twice. Underline key words in the prompt.
- \* Outline the key points or events in your story using phrases or a few words.
- \* Plan on at least 5 paragraphs.

### Step 2:

Write your rough Draft.

- \* Make sure to skip lines or leave enough space for adjustments, additions and editing marks.
- \* Follow your plan from Day 1.

### Step 3:

Revise and edit your paper with an adult.

- \* Check for spelling and grammatical errors.
- \* Is your writing clear, organized, interesting and descriptive?
- \* Do you have an introductory "hook" to engage the reader?
- \* How about a conclusion?

### Step 4:

Rewrite or type the essay. Publish it!

- \* You may also want to add artwork, show your AT, read it to Grandma, mail it to a friend, display it in Cougar Hall.

### Step 5:

Have an adult score it using the 4 point rubric.

- \* Think of a few things you did well and a few things you can improve on next time.

**You did it! Congratulations!**

- \* Please turn in the outline, rough draft and final copy to your AT for AWR writing credit.  
Thank you!

# Narrative Outline

\*Remember, just a word or phrase is fine

Setting: (Place)

Major Characters:

Minor Characters:

Event One:

Detail:

Detail:

Event Two:

Detail:

Detail:

Event Three: (Climax, Big Action)

Detail:

Detail:

Conclusion:



## Writing a Fictional Narrative (A made up story)

### **Introduce the Story:** Grab your reader's attention

- Use a general time reference (Last week my life was a simple routine of school, gymnastics and church. But ... everything changed on Friday night when all the lights went out.)
- Catch the reader's attention with a powerful first sentence (" Run for cover!" shrieked a voice coming from behind the leather sofa. As I looked around to isolate the voice, the lights went out.)

### **Middle Paragraphs:** Introduce your characters, describe your setting, tell your story

- Tell your story chronologically
- Include descriptive adjectives
- Use sensory word images
- Keep your reader guessing as to where the story is going ( We went here and then we did this and then we did this.....BORING!)

### **Conclusion:** Bring your narrative to an end and try to tie in your opening paragraph.

Rough Draft

# Important Parts of a Narrative

Rough Draft

**BEGINNING**-What happened first????? Who are your characters??????? What or where is the setting????? Now is a good time to set the stage for your story.

---

---

---

---

---

---

---

---

**MIDDLE**- What happened next?????? What can you tell your reader that will help them picture your story????? What happened that was especially interesting?????? (include descriptive adjectives and sensory word images)

---

---

---

---

---

---

---

---

**MIDDLE**-What happened next that can bring a climax or a point of conflict to make your story interesting and keep your reader guessing as to where the story is going?????

---

---

---

---

---

---

---

---

**CONCLUSION**-As you bring your narrative to a conclusion, try to tie together something from your introduction.

---

---

---

---

---


---

---

---



# An Introduction Hook



## Several ways to engage the reader from the start

The function of the *narrative* style is to entertain the reader. In doing so, the writer hopes to grab the reader's interest so the reader will want to read the story.

One method of attracting reader interest is the use of a hook. The hook is approximately one sentence placed at the beginning of the story. Hooks are used in an attempt to generate curiosity in the reader.

The hook is to be followed by the setting and event paragraphs, as usual.



## Hooks to Be Used in Narrative Writing

The Question	<i>Have you ever been afraid to fly? Well I was ...</i>
The Quotation	<i>"Run and don't look back!" my brother shouted.</i>
Hyperbole	<i>That pumpkin was as big as a school bus.</i>
Fragments	<i>Pennies. Pennies everywhere. Far as I could see..</i>
Famous Name/ Place	<i>The Statue of Liberty, there she stood.</i>
Money	<i>Ten million dollars, and all mine.</i>

## A Sample Fictional Narrative Essay

### *The Message in a Bottle*

By: HRCS 7th Grader

I remember the day just like it was yesterday. It was a scorching hot summer day. I decided to go swimming and boy, was it refreshing! I was getting out of the pool when my mom said, "Put the pool cleaner away. It's time to come in." I reached for the cleaner when all of a sudden a beautiful abalone colored bottle floated to the top of the pool.

I grabbed the shiny bottle and snuck into my room. I opened it up and to my surprise I found a note inside. I wasn't sure if I should read it because it wasn't mine. Then I thought it looked too interesting to pass up. I started reading the letter.

*Dear Somebody,*

*My name is Kelly and I live in another world. I used to live on Earth but then something horrible happened. One day while I was swimming around in my pool I dove down to the bottom. All the water started swirling around me like a tornado. I saw a bright light and the next thing I remember, weird people were surrounding me. They said, "You have entered our secret water planet Lenarsh. Welcome." I was so scared I almost wet my pants. I quickly realized that the whole planet was under water.*

*I asked the Lenashions, "How did I get here?" They all answered, "You are one of the chosen ones. We all lived on Earth once, too, but one by one we were chosen to live on this planet called Lenarsh." After a while I realized it was no use to escape. I was stuck here. Whoever gets this letter please try to help me.*

*In need of help,  
Kelly*

After I finished reading the letter I was quite shocked. I laid on my bed and thought about the letter for a long time. I finally decided never to tell anyone about the letter or they would think I was crazy. I always wondered if the letter was a hoax or if there really is a planet out in the universe called Lenarsh. What if there is?

# What is a Non-Fiction Narrative?

**Non-fiction narrative writing tells a story about a real experience.**

**The most essential elements in a non-fiction narrative story are:**

- 1) Well-developed characters and setting
- 2) A real event that occurred which included either a problem, crisis, action, or adventure.
- 3) An organized sequence of important events and a conclusion (usually 5 or more paragraphs long in all)
- 4) Vivid, descriptive language and details

**Some helpful hints:**

- 1) Longer is not always better. Keep it precise and exciting. Follow your outline and keep the events in order.
- 2) The first paragraph should grab the reader's attention, set the stage and introduce the characters. Does the reader want to read on?
- 3) The middle paragraph(s) should include events leading up to (and including) the big event, action or climax.
- 4) The last paragraph should be the conclusion or resolution. What happened in the end? Don't "drop the ball" here!
- 5) Include a variety of sentence types ( ! ? . ) and start some sentences with adverbs and prepositional phrases.
- 6) Make sure you followed the writing prompt or assignment. Re-read it aloud at least once before it is graded. You will catch a few mistakes and maybe even think of some great vivid details or descriptions to add to your story.

FYI: While this is not the type of story we will work on within this pamphlet, there is also a non-fiction descriptive narrative which uses vivid, descriptive language to describe a scene. An example would be, "Describe what you see as you look out the window."

# Nonfiction Narrative Writing Topics (Prompts)

*Choose one of the following prompts or make up your own. Once you have chosen your topic, think about your ideas and write them on your outline. Write your 5-7 paragraph narrative and be creative. ENJOY!!!!!!!*

- Have you ever camped out in your backyard with a friend? Tell about a time that you did camp out.
- The wreckage of the “unsinkable” Titanic was found on September 1, 1985. Write about a time when you were just sure a plan would work out, but it didn't.
- Many families have holiday traditions. Write about one of your family traditions that is special to you.
- What does it mean to be brave? Write about a time when someone you know acted bravely.
- March is “Music in Our Schools” Month. Write about the music program in your school and what it means to you.
- July 22, is the anniversary of the first solo flight around the world. Write about your first airplane ride. If you have never been on an airplane describe what you think it would be like.
- Reflect on this past year as a home school student. Write about the highlight of your year.

# Fiction Narrative Writing Topics

## (Prompts)

Need some bright ideas for writing. Here are some great story starters and other prompts for frictional narrative writing.

- It's a hot August afternoon and there's a long line at your successful lemonade stand. An expensive-looking car pulls up, and the driver gets out and steps in front of everyone else in line. He offers you \$100.00 for the rest of your lemonade. Explain what you would do and how the thirsty crowd waiting reacts to your decision.
- You're relaxing in your swimming pool on a quiet summer day when all of a sudden a parachutist lands in your backyard only a few feet away. What will you do? Who is this person, and why has he landed in your yard.
- You are sitting on the edge of your pool when a glass soda bottle floats to the surface. You reach for the mysterious bottle and find a note inside. Write what the note says, and what you do with it.
- The snowdrop is a flower that blooms in January. Pretend you are a famous botanist who has just discovered a very unusual plant that only blooms in January. Write about your discovery.
- As spring approaches, many things in nature start to turn green once again. Imagine that you woke up one morning only to discover that you had turned green overnight! Write about your day and how you finally returned to your normal color.
- On March 1, 1872, the area in Wyoming, Montana, and Idaho known as Yellowstone became the world's first national park. Celebrate this occasion by choosing one of the national parks to use as a setting for an outdoor adventure story.
- Your bike has been stolen. Write and solve a short mystery titled "The Case of the Missing Bike."
- You are at Disneyland, ready to take off on Space Mountain. The roller coaster slowly began to move and all of a sudden ...