

International GAAP Holdings Limited

Model financial statements for the year ended
31 December 2021

Key contacts

Global IFRS and Corporate Reporting Leader

Veronica Poole

ifrsglobalofficeuk@deloitte.co.uk

IFRS Centres of Excellence

Americas

<i>Argentina</i>	Fernando Lattuca	arifrscoe@deloitte.com
<i>Canada</i>	Karen Higgins	ifrsca@deloitte.ca
<i>Mexico</i>	Miguel Millan	mx_ifrs_coe@deloittemx.com
<i>United States</i>	Robert Uhl	iasplus-us@deloitte.com

Asia-Pacific

<i>Australia</i>	Shinya Iwasaki	ifrs-ap@deloitte.com
<i>China</i>	Anna Crawford	ifrs@deloitte.com.au
<i>Japan</i>	Gordon Lee	ifrs@deloitte.com.cn
<i>Singapore</i>	Kazuaki Furuuchi	ifrs@tohatsu.co.jp
	Lin Leng Soh	ifrs-sg@deloitte.com

Europe-Africa

<i>Belgium</i>	Thomas Carlier	ifrs-belgium@deloitte.com
<i>Denmark</i>	Søren Nielsen	ifrs@deloitte.dk
<i>France</i>	Laurence Rivat	ifrs@deloitte.fr
<i>Germany</i>	Jens Berger	ifrs@deloitte.de
<i>Italy</i>	Massimiliano Semprini	ifrs-it@deloitte.it
<i>Luxembourg</i>	Martin Flaunet	ifrs@deloitte.lu
<i>Netherlands</i>	Ralph Ter Hoeven	ifrs@deloitte.nl
<i>Russia</i>	Maria Proshina	ifrs@deloitte.ru
<i>South Africa</i>	Nita Ranchod	ifrs@deloitte.co.za
<i>Spain</i>	Jose Luis Daroca	ifrs@deloitte.es
<i>Switzerland</i>	Nadine Kusche	ifrsdesk@deloitte.ch
<i>United Kingdom</i>	Elizabeth Chrispin	deloitteifrs@deloitte.co.uk

The Deloitte Accounting Research Tool (DART) is a comprehensive online library of accounting and financial disclosures literature. [iGAAP on DART](#) allows access to the full IFRS Standards, linking to and from:

- Deloitte's authoritative, up-to-date iGAAP manuals which provide guidance for reporting under IFRS Standards
- Model financial statements for entities reporting under IFRS Standards

To apply for a subscription to DART, click [here](#) to start the application process and select the iGAAP package.

For more information about DART, including pricing of the subscription packages, click [here](#).

Deloitte's IAS Plus (www.iasplus.com) is one of the most comprehensive sources of global financial reporting news on the web. It is a central repository for information about International Financial Reporting Standards (IFRS) as well as the activities of the International Accounting Standards Board (Board). The site, which is also available in German, includes portals tailored to the United Kingdom and Canada (available in English and French), each with a focus on local GAAP and jurisdiction-specific corporate reporting requirements.

IAS Plus features:

- [News](#) about global financial reporting developments, presented intuitively with related news, publications, events and more, including a resource page for accounting considerations in relation to COVID-19
- [Summaries of all Standards](#), Interpretations and projects, with complete histories of developments and standard-setter discussions together with related news and publications
- [Rich jurisdiction-specific information](#), including background and financial reporting requirements, links to country-specific resources, related news and publications and a comprehensive history of the adoption of IFRS Standards around the world
- Detailed personalisation of the site, which is available by selecting particular topics of interest and tailored views of the site
- [Dedicated resource pages](#) for research and education, sustainability and integrated reporting, accounting developments in Europe, global financial crisis, XBRL and Islamic accounting
- Important dates highlighted throughout the site for upcoming meetings, deadlines and more
- [A library of IFRS-related publications](#) available for download and subscription including our popular *IFRS in Focus* newsletters and other publications
- [IFRS Model Financial Statements and Presentation and Disclosure Checklists](#), with many versions available tailored to specific jurisdictions
- An extensive electronic library of both global and jurisdiction-specific IFRS resources
- Expert analysis and commentary from Deloitte subject matter experts, including webcasts, podcasts and interviews
- [E-learning modules](#) for most IFRS Standards
- Enhanced search functionality, allowing easy access to topics of interest by tags, categories or free text searches, with search results intuitively presented by category with further filtering options
- [Deloitte comment letters](#) to the Board and numerous other bodies
- A mobile-friendly interface and updates through Twitter and RSS feeds

The model financial statements of International GAAP Holdings Limited for the year ended 31 December 2021 are intended to illustrate the presentation and disclosure requirements of IFRS Standards without the use of any actual numbers. They also contain additional disclosures that are considered to be best practice, particularly where such disclosures are included in illustrative examples provided within a specific Standard.

International GAAP Holdings Limited is assumed to have presented financial statements in accordance with IFRS Standards for a number of years. Therefore, it is not a first-time adopter of IFRS Standards. Readers should refer to IFRS 1 for specific requirements regarding an entity's first IFRS financial statements.

It is further assumed that International GAAP Holdings Limited does not qualify as an investment entity as defined in IFRS 10.

The model financial statements illustrate the impact of the application of the amendments to IFRS Standards that were issued on or before 30 September 2021 and are mandatorily effective for the annual period beginning on 1 January 2021. Accordingly, the model financial statements do not illustrate the impact of the application of new and revised IFRS Standards that are not yet mandatorily effective on 1 January 2021.

The model financial statements do not include separate financial statements for the parent, which may be required by local laws or regulations, or may be prepared voluntarily. Where an entity presents separate financial statements that comply with IFRS Standards, the requirements of IAS 27 will apply. Separate statements of profit or loss and other comprehensive income, financial position, changes in equity and cash flows for the parent will generally be required, together with supporting notes.


Further, these model financial statements assume that neither the parent company nor its subsidiaries are entities whose functional currency is the currency of a hyperinflationary economy.

In addition, the model financial statements have been presented without regard to local laws or regulations. Preparers of financial statements will need to ensure that the options selected under IFRS Standards do not conflict with such sources of regulation (e.g. the revaluation of assets is not permitted under certain reporting regimes – but these financial statements illustrate the presentation and disclosures required when an entity adopts the revaluation model under IAS 16). In addition, local laws or securities regulations may specify disclosures in addition to those required by IFRS Standards (e.g. in relation to directors' remuneration). Preparers of financial statements will consequently need to adapt the model financial statements to comply with such additional local requirements.

Suggested disclosures are cross-referenced to the underlying requirements in the texts of the relevant Standards and Interpretations.

For the purposes of presenting the statements of profit or loss and other comprehensive income and cash flows, the alternatives allowed under IFRS Standards for those statements have been illustrated. Preparers should select the alternatives most appropriate to their circumstances and apply the chosen presentation method consistently.

Note that in these model financial statements, we have frequently included line items that are not applicable to International GAAP Holdings Limited, so as to illustrate items that are commonly encountered in practice. This does not mean that we have illustrated all possible disclosures, nor should it be taken to mean that entities are required to display such line items in practice.

Areas that could be affected by climate change or COVID-19 are marked with symbols in the margin. The  symbol

indicates that the model financial statements could be impacted by the effects of the COVID-19 pandemic. The  symbol

indicates that disclosures might need to be adapted to explain how the group affects or/and is affected by climate change. The tables in Appendix 1 give an overview of all areas affected by climate change and/or COVID-19.


To see in more detail how areas of the financial statements can be affected by COVID-19, please see our [IFRS in Focus newsletter 'Accounting Considerations related to the Coronavirus 2019 Disease'](#).

Contents

Consolidated statement of profit or loss and other comprehensive income	1
Consolidated statement of financial position	9
Consolidated statement of changes in equity	15
Consolidated statement of cash flows	19
Notes to the consolidated financial statements	24
Independent Auditor's Report	199
Appendix 1 – Areas of the model financial statements affected by climate change and COVID-19	200

Source	International GAAP Holdings Limited				
 * IAS 1:51(b) IAS 1:10(b) IAS 1:10(ea) IAS 1:10A IAS 1:51(c) IAS 1:113 IAS 1:51(d)-(e) IAS 8:22 IAS 1:82(a) IFRS 15:113(a) IAS 1:99-103 IAS 1:85, IAS 1:85A, IAS 1:85B IAS 1:99-103 IAS 1:99-103 IAS 1:99-103 IAS 1:82(c) IAS 1:82(c) IAS 1:82(aa) IFRS 7:20A IAS 1:82(ca) IAS 1:82(cb) IAS 1:82(ba) IAS 1:82(b) IFRS 16:49 IAS 1:85, IAS 1:85A IAS 1:85B IAS 1:82(d) IAS 12:77 IAS 1:85, IAS 1:85A, IAS 1:85B	Consolidated statement of profit or loss				
	For the year ended 31 December 2021				
				31/12/2021	31/12/2020
			Note	CU	CU
		Continuing operations			
		Revenue	5		
		Cost of sales			
		Gross profit			
		Distribution costs			
		Administrative expenses			
		Other expenses			
		Share of results of associates	21		
		Share of results of joint ventures	22		
		Finance income – interest income	9		
		Finance income – other	9		
		Gains and losses arising from the derecognition of financial assets measured at amortised cost			
		Gains and losses on reclassification of financial assets from amortised cost to FVTPL			
		Gains and losses on reclassification of financial assets from FVTOCI to FVTPL			
		Impairment losses and gains (including reversals of impairment losses) on financial assets and contract assets	7		
		Other gains and losses	10		
		Finance costs	11		
	Profit before tax				
	Income tax	12			
	Profit for the year from continuing operations				
	*This symbol indicates that this area of the model financial statements may be affected by the effects of the COVID-19 pandemic. For further information on how it may be affected, please see the table in Appendix 1. For areas affected by the effects of COVID-19, it would be expected that the entity discusses in its disclosures how the area is affected.				

Source	International GAAP Holdings Limited			
	Discontinued operations			
IAS 1:82(ea) IFRS 5:33(a) IAS 1:81A(a) IAS 1:81B(a)	Loss for the year from discontinued operations	13	_____	_____
	Profit for the year	7	_____	_____
	Attributable to:			
	Owners of the Company			
	Non-controlling interests		_____	_____
	Earnings per share		_____	_____
IAS 33:2-3 IAS 33:4A IAS 33:66 IAS 33:69	From continuing operations			
	Basic	15	_____	_____
	Diluted	15	_____	_____
	From continuing and discontinued operations			
	Basic	15	_____	_____
	Diluted	15	_____	_____
	Commentary:			
	<i>The format outlined above aggregates expenses according to their function.</i>			

Source	International GAAP Holdings Limited			
 IAS 1:10A IAS 1:10(b) IAS 1:10(ea)	Consolidated statement of comprehensive income For the year ended 31 December 2021		31/12/2021	31/12/2020
		Note	CU	CU
IAS 1:113 IAS 1:10A	Profit for the year			
IAS 1:82A(a)(i)	Items that will not be reclassified subsequently to profit or loss:			
	Gains/(losses) on property revaluation	43		
	Remeasurement of net defined benefit liability	58		
IFRS 7:20(a)(vii)	Fair value gain/(loss) on investments in equity instruments designated as at FVTOCI	43		
IFRS 7:20(a)(i) IFRS 9:B5.7.9	Fair value gain/(loss) on financial liabilities designated as at FVTPL attributable to changes in credit risk	45		
IAS 1:82A(b)(i)	Share of other comprehensive income of associates	21		
IAS 1:82A(b)(i)	Share of other comprehensive income of joint ventures	22		
IAS 1:90 IAS 1:91(b)	Income tax relating to items that will not be reclassified subsequently to profit or loss	12		
IAS 1:82A(a)(ii)	Items that may be reclassified subsequently to profit or loss:			
	<u>Debt instruments measured at FVTOCI:</u>	43		
IFRS 7:20(a)(viii) IFRS 9:5.7.10 IFRS 9:B5.7.1A	Fair value gain/(loss) on investments in debt instruments measured at FVTOCI			
IFRS 7:20(a)(viii)	Less: Cumulative (gain)/loss on investments in debt instruments classified as at FVTOCI reclassified to profit or loss upon disposal			
IAS 1:82(cb)	Less: Cumulative (gain)/loss on investments in debt instruments classified as at FVTOCI reclassified to profit or loss upon reclassification from FVTOCI to FVTPL			
IFRS 7:24C(b)(iv) IFRS 7:24E(a)	<u>Cash flow hedges:</u>	46		
IFRS 7:24E(a) IAS 1:96, IFRS 9:6.5.11(d)(i)	Fair value gain/(loss) arising on hedging instruments during the period			
	Less: Cumulative (gain)/loss arising on hedging instruments reclassified to profit or loss			
	<u>Foreign currency translation, net of investment hedges of a foreign operation:</u>	48		
IAS 21:52(b)	Foreign exchange differences on translation of foreign operations			

Source	International GAAP Holdings Limited		
	Less: (Gain)/loss reclassified to profit or loss on disposal of foreign operation		
IFRS 7:24C(b)	Gain/(loss) arising on hedging instruments designated in hedges of the net assets in foreign operation		
	Less: (Gain)/loss on hedging instruments reclassified to profit or loss on disposal of foreign operation		
IFRS 7:24E(b)-(c)	Cost of hedging:	47	
IFRS 9:6.5.15(b)	Changes in the fair value during the period in relation to transaction-related hedged items		
(ii)-(iii) and (c),	Changes in the fair value during the period in relation to time-period related hedged items		
IFRS 9:6.5.16	Less: Cumulative (gain)/loss arising on changes in the fair value in relation to transaction-related hedged items reclassified to profit or loss		
IAS 1:96	Less: Amortisation to profit or loss of cumulative (gain)/loss arising on changes in the fair value in relation to time-period related hedged item		
IAS 1:82A(b)(ii)	Share of other comprehensive income of associates	21	
IAS 1:82A(b)(ii)	Share of other comprehensive income of joint ventures	22	
IAS 1:90	Income tax relating to items that may be reclassified subsequently to profit or loss	12	
IAS 1:91(b)			
IAS 1:81A(b)	Other comprehensive income for the year, net of income tax		
IAS 1:81A(c)	Total comprehensive income for the year		
IAS 1:81B(b)	Total comprehensive income attributable to:		
	Owners of the Company		
	Non-controlling interests		

Commentary:**One statement vs. two statements**

IAS 1 permits an entity to present profit or loss and other comprehensive income (OCI) in either a single statement or in two separate but consecutive statements. The alternative above illustrates the presentation of profit or loss and OCI in two separate but consecutive statements with expenses analysed by function. The alternative presented on the following pages illustrates the presentation of profit or loss and OCI in one statement with expenses analysed by nature.

Whichever presentation approach is adopted, the distinction is retained between items recognised in profit or loss and items recognised in OCI. Under both approaches, profit or loss, total OCI, as well as comprehensive income for the period (being the total of profit or loss and OCI) should be presented. Under the two-statement approach, the separate statement of profit or loss ends at 'profit for the year', and this 'profit for the year' is then the starting point for the statement of comprehensive income. In addition, the analysis of 'profit for the year' between the amount attributable to the owners of the Company and the amount attributable to non-controlling interests is presented as part of the separate statement of profit or loss.

Note that where the two-statement approach is adopted (as above), as required by IAS 1:10A, the statement of profit or loss must be displayed immediately before the statement of comprehensive income.

Source

International GAAP Holdings Limited

Commentary:**OCI: items that may or may not be reclassified**

Irrespective of whether the one-statement or the two-statement approach is followed, the items of OCI should be classified by nature and grouped into those that, in accordance with other IFRS Standards: (a) will not be reclassified subsequently to profit or loss; and (b) may be reclassified subsequently to profit or loss when specific conditions are met. An entity should present its share of OCI of associates and joint ventures accounted for using the equity method separately from those arising from the Group.

Presentation options for reclassification adjustments

In addition, in accordance with IAS 1:94, an entity may present reclassification adjustments in the statement of profit or loss and other comprehensive income or in the notes. In these model financial statements the reclassification adjustments have been presented in the notes.

Presentation options for income tax relating to items of OCI

Furthermore, for items of OCI, additional presentation options are available as follows: the individual items of OCI may be presented net of tax in the statement of profit or loss and other comprehensive income, or they may be presented gross with a single line deduction for tax relating to those items by allocating the tax between the items that may be reclassified subsequently to the profit or loss section and those that will not be reclassified subsequently to profit or loss section as presented in these model financial statements. Whichever option is selected, the income tax relating to each item of OCI must be disclosed, either in the statement of profit or loss and other comprehensive income or in the notes (see Note 13).

Subtotals

When an entity presents subtotals, IAS 1:85A requires that those subtotals:

- *Comprise of line items made up of amounts recognised and measured in accordance with IFRS Standards*
- *Be presented and labelled in a manner that makes the line items that constitute the subtotal clear and understandable*
- *Be consistent from period to period*
- *Not be displayed with more prominence than the subtotals and totals required in IFRS Standards*

Immaterial items

An entity need not provide a specific disclosure required by an IFRS Standard if the information resulting from that disclosure is not material. This is the case even if the IFRS Standard contains a list of specific requirements or describes them as minimum requirements.



Source	International GAAP Holdings Limited		
IAS 1:10(b) IAS 1:10(ea) IAS 1:10A	Consolidated statement of profit or loss and other comprehensive income For the year ended 31 December 2021		
			31/12/2021
			31/12/2020
IAS 1:113		Note	CU
			CU
	Continuing operations		
	Revenue		
IAS 1:82(a) IFRS 15:113(a)	Revenue	5	
	Finance income – interest income	9	
	Finance income – other	9	
IAS 1:99	Changes in inventories of finished goods and work in progress		
IAS 1:99	Raw materials and consumables used		
IAS 1:99	Depreciation and amortisation expenses		
IAS 1:99	Employee benefits expense		
IAS 1:82(b) IFRS 16:49	Finance costs	11	
IAS 1:99	Transport costs		
IAS 1:99	Advertising costs		
IAS 1:99	Impairment of property, plant and equipment		
	Impairment of goodwill		
	Other expenses		
IAS 1:82(c)	Share of results of associates	21	
IAS 1:82(c)	Share of results of joint ventures	22	
IAS 1:82(aa) IFRS 7:20A	Gains and losses arising from the derecognition of financial assets measured at amortised cost		
IAS 1:82(ca)	Gains and losses on reclassification of financial assets from amortised cost to FVTPL		
IAS 1:82(ba)	Impairment losses (including reversals of impairment losses) on financial assets and contract assets	7	
IAS 1:82(cb)	Gains and losses on reclassification of financial assets from FVTOCI to FVTPL		
	Other gains and losses	10	
	Profit before tax		
IAS 1:85, IAS 1:85A IAS 1:85B			
IAS 1:82(d) IAS 12:77	Income tax	12	

Source	International GAAP Holdings Limited		
IAS 1:85, IAS 1:85A IAS 1:85B	Profit for the year from continuing operations		
	Discontinued operations		
IAS 1:82(ea) IFRS 5:33(a)	Loss for the year from discontinued operations	13	
IAS 1:81A(a)	Profit for the year	7	
	Other comprehensive income for the year		
IAS 1:82A(a)(i)	Items that will not be reclassified subsequently to profit or loss:		
	Gains/(losses) on property revaluation	43	
	Remeasurement of net defined benefit liability	58	
IFRS 7:20(a)(vii)	Fair value gain/(loss) on investments in equity instruments designated as at FVTOCI	43	
IFRS 7:20(a)(i) IFRS 9:B5.7.9	Fair value gain/(loss) on financial liabilities designated as at FVTPL attributable to changes in credit risk	45	
IAS 1:82A(b)(i)	Share of other comprehensive income of associates	21	
IAS 1:82A(b)(i)	Share of other comprehensive income of joint ventures	22	
IAS 1:90 IAS 1:91(b)	Income tax relating to items that will not be reclassified subsequently to profit or loss	12	
IAS 1:82A(a)(ii)	Items that may be reclassified subsequently to profit or loss:		
	<u>Debt instruments measured at FVTOCI:</u>	43	
IFRS 7:20(a)(viii) IFRS 9:5.7.10 IFRS 9:B5.7.1A	Fair value gain/(loss) on investments in debt instruments measured at FVTOCI		
IFRS 7:20(a)(viii)	Less: Cumulative (gain)/loss on investments in debt instruments classified as at FVTOCI reclassified to profit or loss upon disposal		
IAS 1:82(cb)	Less: Cumulative (gain)/loss on investments in debt instruments classified as at FVTOCI reclassified to profit or loss upon reclassification from FVTOCI to FVTPL		
IFRS 7:24C(b)(iv) IFRS 7:24E(a)	<u>Cash flow hedges:</u>	46	
IFRS 7:24E(a) IAS 1:96, IFRS 9:6.5.11(d)(i)	Fair value gain/(loss) arising on hedging instruments during the period		
	Less: Cumulative (gain)/loss arising on hedging instruments reclassified to profit or loss		
	<u>Foreign currency translation, net of investment hedges of a foreign operation:</u>	48	
IAS 21:52(b)	Foreign exchange differences on translation of foreign operations		

Source	International GAAP Holdings Limited		
	Less: (Gain)/loss reclassified to profit or loss on disposal of foreign operation		
IFRS 7:24C(b)	Gain/(loss) arising on hedging instruments designated in hedges of the net assets in foreign operation		
	Less: (Gain)/loss on hedging instruments reclassified to profit or loss on disposal of foreign operation		
IFRS 7:24E(b)-(c)	<u>Cost of hedging:</u>	47	
IFRS 9:6.5.15(b)	Changes in the fair value during the period in relation to transaction-related hedged items		
(ii)-(iii) and (c), IFRS 9:6.5.16 IAS 1:96	Changes in the fair value during the period in relation to time-period related hedged items		
	Less: Cumulative (gain)/loss arising on changes in the fair value in relation to transaction-related hedged items reclassified to profit or loss		
	Less: Amortisation to profit or loss of cumulative (gain)/loss arising on changes in the fair value in relation to time-period related hedged item		
IAS 1:82A(b)(ii)	Share of other comprehensive income of associates	21	
IAS 1:82A(b)(ii)	Share of other comprehensive income of joint ventures	22	
IAS 1:90 IAS 1:91(b)	Income tax relating to items that may be reclassified subsequently to profit or loss	12	
IAS 1:81A(b)	Other comprehensive income for the year net of income tax		
IAS 1:81A(c)	Total comprehensive income for the year		
IAS 1:81B(a)	Profit for the year attributable to:		
	Owners of the Company		
	Non-controlling interests		
IAS 1:81B(b)	Total comprehensive income attributable to:		
	Owners of the Company		
	Non-controlling interests		
IAS 33:2-3 IAS 33:4A IAS 33:66 IAS 33:69	Earnings per share		
	From continuing operations		
	Basic	15	
	Diluted	15	
	From continuing and discontinued operations		
	Basic	15	
	Diluted	15	

Commentary:

The format outlined above aggregates expenses according to their nature.

Source		International GAAP Holdings Limited			
IAS 1:10(a) IAS 1:10(ea)	Consolidated statement of financial position - Alt. 1				
	As at 31 December 2021				
IAS 1:113	Note	31/12/2021	31/12/2020	1/1/2020	
IAS 1:10(f) IAS 1:40A		CU	CU (Restated)*	CU (Restated)*	
IAS 8:22					
IAS 1:60-61 IAS 1:66-68	Non-current assets				
IAS 1:55	Goodwill	16			
IAS 1:54(c)	Other intangible assets	17			
IAS 1:54(a)	Property, plant and equipment	18			
IAS 1:55 IFRS 16:47(a)	Right-of-use assets	30			
IAS 1:54(b)	Investment property	19			
IAS 1:54(e) IAS 1:55	Investments in associates	21			
IAS 1:54(e) IAS 1:55	Interests in joint ventures	22			
IAS 1:54(d) IAS 1:55	Investments in financial assets	24			
IAS 1:54(d) IAS 1:55	Finance lease receivables	29			
IAS 1:54(d) IAS 1:55	Derivative financial instruments	34			
IAS 1:54(o) IAS 1:56	Deferred tax asset	35			
IAS 1:55 IFRS 15:105 IFRS 15:116(a)	Contract assets	27			
IAS 1:55 IFRS 15:105 IFRS 15:91 IFRS 15:95	Contract costs	28			
IAS 1:60-61 IAS 1:66-68	Current assets				
IAS 1:54(g)	Inventories	25			
IAS 1:54(d) IAS 1:55	Investments in financial assets	24			
IAS 1:55 IFRS 15:B21	Right to returned goods asset	26			
IAS 1:55 IFRS 15:105	Contract assets	27			
IAS 1:55 IFRS 15:105 IFRS 15:91 IFRS 15:95	Contract costs	28			
	* The comparative information has been restated as a result of [the change in accounting policy/prior period error] as discussed in note 2.				

Source	International GAAP Holdings Limited		
IAS 1:54(d) IAS 1:55	Finance lease receivables	30	
IAS 1:54(h) IFRS 15:116(a)	Trade and other receivables	32	
IAS 1:54(d) IAS 1:55	Derivative financial instruments	35	
IAS 1:54(i)	Cash and bank balances		
IAS 1:54(j) IFRS 5:38-39	Assets classified as held for sale	13	
IAS 1:55-55A	Total assets		
IAS 1:60-61 IAS 1:69-76	Current liabilities		
IAS 1:54(k) IAS 1:54(n) IAS 1:56	Trade and other payables Current tax liabilities	37	
IAS 1:54(m) IAS 1:55 IFRS 16:47(b)	Lease liabilities	36	
IAS 1:54(m) IAS 1:55	Borrowings	32	
IAS 1:54(m) IAS 1:55	Derivative financial instruments	34	
IAS 1:54(m) IAS 1:55	Other financial liabilities	38	
IAS 1:54(l)	Provisions	39	
IAS 1:55	Deferred income – government grant	59	
IAS 1:55 IFRS 15:105 IFRS 15:116(a)	Contract liabilities	60	
IAS 1:55 IFRS 15:B21 IFRS 15:119(d)	Refund liability	61	
IAS 1:54(p) IFRS 5:38-39	Liabilities directly associated with assets classified as held for sale	13	
	Net current assets		

Source	International GAAP Holdings Limited		
	Non-current liabilities		
IAS 1:60-61 IAS 1:69-76			
IAS 1:54(m) IAS 1:55	Borrowings	32	
IAS 1:54(m) IAS 1:55	Convertible loan notes	33	
IAS 1:55	Retirement benefit obligations	58	
IAS 1:54(o) IAS 1:56	Deferred tax liabilities	35	
IAS 1:54(l)	Provisions	39	
IAS 1:55	Deferred income – government grant	59	
IAS 1:55 IFRS 15:105 IFRS 15:116(a)	Contract liabilities	60	
IAS 1:54(m) IAS 1:55 IFRS 16:47(b)	Lease liabilities	36	
IAS 1:54(m) IAS 1:55	Liability for share-based payments	57	
IAS 1:55-55A	Total liabilities		
	Net assets		
	Equity		
	Share capital	40	
	Share premium account	41	
	Other reserves	42-49	
	Retained earnings	50	
IAS 1:54(r)	Equity attributable to owners of the Company		
IAS 1:54(q) IFRS 10:22	Non-controlling interests	51	
IAS 1:55-55A	Total equity		

Commentary:

IAS 1:40A requires an entity to present a statement of financial position as at the beginning of the preceding period (third statement of financial position) if:

- It applies an accounting policy retrospectively, makes a retrospective restatement of items in its financial statements or reclassifies items in its financial statements
- The retrospective application, retrospective restatement or the reclassification has a material effect on the information in the third statement of financial position

Other than disclosures of certain specified information as required by IAS 1:41-44 and IAS 8 the related notes to the third statement of financial position are not required to be disclosed.

Source	International GAAP Holdings Limited			
IAS 1:10(a) IAS 1:10(ea)	Consolidated statement of financial position - Alt. 2			
	As at 31 December 2021			
IAS 1:113 IAS 1:10(f) IAS 1:40A	Note	31/12/2021	31/12/2020	1/1/2020
		CU	CU	CU
			(Restated)*	(Restated)*
	Assets			
	Non-current assets			
IAS 1:60-61 IAS 1:66-68	Non-current assets			
IAS 1:55	Goodwill	16		
IAS 1:54(c)	Other intangible assets	17		
IAS 1:54(a)	Property, plant and equipment	18		
IAS 1:55 IFRS 16:47(a)	Right-of-use assets	30		
IAS 1:54(b)	Investment property	19		
IAS 1:54(e) IAS 1:55	Investments in associates	21		
IAS 1:54(e) IAS 1:55	Interests in joint ventures	22		
IAS 1:54(d) IAS 1:55	Investments in financial assets	24		
IAS 1:54(d) IAS 1:55	Finance lease receivables	29		
IAS 1:54(d) IAS 1:55	Derivative financial instruments	34		
IAS 1:54(o) IAS 1:56	Deferred tax asset	35		
IAS 1:55 IFRS 15:105 IFRS 15:116(a)	Contract assets	27		
IAS 1:55 IFRS 15:105 IFRS 15:91 IFRS 15:95	Contract costs	28		
IAS 1:55-55A	Total non-current assets			
IAS 1:60-61 IAS 1:66-68	Current assets			
IAS 1:54(g)	Inventories	25		
IAS 1:54(d) IAS 1:55	Investments	24		
IAS 1:55 IFRS 15:B21	Right to returned goods asset	26		
IAS 1:55 IFRS 15:105	Contract assets	27		
IAS 1:55 IFRS 15:105 IFRS 15:91 IFRS 15:95	Contract costs	28		
	* The comparative information has been restated as a result of [the change in accounting policy/prior period error] as discussed in note 2.			


Source	International GAAP Holdings Limited		
IAS 1:54(d) IAS 1:55	Finance lease receivables	29	
IAS 1:54(h) IFRS 15:116(a)	Trade and other receivables	31	
IAS 1:54(d) IAS 1:55	Derivative financial instruments	34	
IAS 1:54(i)	Cash and bank balances		
IAS 1:54(j) IFRS 5:38–39	Assets classified as held for sale	13	
	Total current assets		
IAS 1:55-55A	Total assets		
	Equity and liabilities		
	Capital and reserves		
	Issued share capital and share premium	40–41	
	Other reserves	42–49	
	Retained earnings	50	
IAS 1:54(r)	Equity attributable to owners of the Company		
IAS 1:54(q) IFRS 10:22	Non-controlling interests	51	
IAS 1:55-55A	Total equity		
	Non-current liabilities		
IAS 1:60-61 IAS 1:69-76			
IAS 1:54(m) IAS 1:55	Borrowings	32	
IAS 1:54(m) IAS 1:55	Convertible loan notes	33	
IAS 1:55	Retirement benefit obligations	58	
IAS 1:54(o) IAS 1:56	Deferred tax liabilities	35	
IAS 1:54(l)	Provisions	39	
IAS 1:55	Deferred income – government grant	59	
IAS 1:55 IFRS 15:105 IFRS 15:116(a)	Contract liabilities	60	
IAS 1:54(m) IAS 1:55 IFRS 16:47(b)	Lease liabilities	36	
IAS 1:54(m) IAS 1:55	Liability for share-based payments	57	
	Total non-current liabilities		

Source	International GAAP Holdings Limited		
	Current liabilities		
IAS 1:60-61 IAS 1:69-76			
IAS 1:54(k)	Trade and other payables	37	
IAS 1:54(n) IAS 1:56	Current tax liabilities		
IAS 1:54(m) IAS 1:55 IFRS 16:47(b)	Lease liabilities	36	
IAS 1:54(m) IAS 1:55	Borrowings	32	
IAS 1:54(m) IAS 1:55	Derivative financial instruments	34	
IAS 1:54(m) IAS 1:55	Other financial liabilities	38	
IAS 1:54(l)	Provisions	39	
IAS 1:55	Deferred income – government grant	59	
IAS 1:55 IFRS 15:105 IFRS 15:116(a)	Contract liabilities	60	
IAS 1:55 IFRS 15:B21 IFRS 15:119(d)	Refund liability	61	
IAS 1:54(p) IFRS 5:38 - 39	Liabilities directly associated with assets classified as held for sale	13	
IAS 1:55-55A	Total current liabilities		
IAS 1:55-55A	Total liabilities		
IAS 1:55-55A	Total equity and liabilities		

Source	International GAAP Holdings Limited										
IAS 1:10(c) IAS 1:10(ea) IAS 1:106 IAS 1:108	Consolidated statement of changes in equity for the year ended 31 December 2021										
	Equity attributable to equity holders of the parent										
IFRS 9:6.5.8(a) IFRS 7:24E(a) IFRS 9:6.5.11(a)&(d) IFRS 7:24E(b)-(c) IAS 21:52(b) IFRS 9:6.5.14	<table border="1" style="width: 100%; border-collapse: collapse;"> <thead> <tr> <th style="width: 15%;">Share capital</th> <th style="width: 15%;">Share premium account</th> <th style="width: 10%;">Own shares</th> <th style="width: 15%;">Properties revaluation reserve</th> <th style="width: 15%;">Investments revaluation reserve</th> </tr> </thead> <tbody> <tr> <td style="text-align: center;">CU</td> <td style="text-align: center;">CU</td> <td style="text-align: center;">CU</td> <td style="text-align: center;">CU</td> <td style="text-align: center;">CU</td> </tr> </tbody> </table>	Share capital	Share premium account	Own shares	Properties revaluation reserve	Investments revaluation reserve	CU	CU	CU	CU	CU
Share capital	Share premium account	Own shares	Properties revaluation reserve	Investments revaluation reserve							
CU	CU	CU	CU	CU							
	Balance at 1 January 2020										
IAS 1:106(b) IAS 8:49(c)	Effect of change in accounting policy for <i>[insert as relevant]</i>										
	Balance at 1 January 2020 – As restated*										
IAS 1:106(d)(i)	Profit for the year										
IAS 1:106(d)(ii) IAS 1:106A	Other comprehensive income for the year										
IAS 1:106(a)	Total comprehensive income for the year										
IAS 1:106(d)(iii)	Issue of share capital										
IAS 1:107	Dividends										
	Transfer of cash flow hedging (gains)/losses and cost of hedging to the initial carrying amount of hedged items										
	Transfer of credit risk reserve upon derecognition of the related financial liabilities										
	Transfer of investment revaluation reserve upon disposal of investments in equity instruments designated as at FVTOCI										
	Own shares acquired in the year										
	Equity-settled share-based payments										
	Deferred tax on share-based payment transactions										
	Balance at 31 December 2020										



Option premium on convertible notes	Financial liabilities at FVTPL credit risk reserve	Cash flow hedging reserve	Cost of hedging reserve	Foreign exchange translation reserve	Share-based payments reserve	Retained earnings	Attributable to owners of the parent	Non-controlling interest	Total equity
CU	CU	CU	CU	CU	CU	CU	CU	CU	CU



Source		International GAAP Holdings Limited				
		Equity attributable to equity holders of the parent				
		Share capital	Share premium account	Own shares	Properties revaluation reserve	Investments revaluation reserve
IFRS 9:6.5.8(a) IFRS 7:24E(a) IFRS 9:6.5.11(a)&(d) IFRS 7:24E(b)-(c) IAS 21:52(b) IFRS 9:6.5.14		CU	CU	CU	CU	CU
	Balance at 1 January 2021					
	Impact of initial application of Interest Rate Benchmark Reform (see note 2)					
	Impact of initial application of Amendment to IFRS 16 (see note 2)					
	Balance at 1 January 2021 - adjusted					
IAS 1:106(d)(i)	Profit for the year					
IAS 1:106(d)(ii) IAS 1:106A	Other comprehensive income for the year					
IAS 1:106(a)	Total comprehensive income for the period					
IAS 1:106(d)(iii)	Issue of share capital					
IAS 1:107	Dividends					
	Transfer of cash flow hedging (gains)/ losses and cost of hedging to the initial carrying amount of hedged items					
	Transfer of credit risk reserve upon derecognition of the related financial liabilities					
	Transfer of investment revaluation reserve upon disposal of investments in equity instruments designated as at FVTOCI					
	Own shares acquired in the year					
	Equity-settled share-based payments					
	Deferred tax on share-based payment transactions					
	Adjustment arising from change in non-controlling interest					
	Recognition of equity component of convertible loan notes					
	Deferred tax on equity component of convertible loan notes					
	Balance at 31 December 2021					



Option premium on convertible notes	Financial liabilities at FVTPL credit risk reserve	Cash flow hedging reserve	Cost of hedging reserve	Foreign exchange translation reserve	Share-based payments reserve	Retained earnings	Attributable to owners of the parent	Non-controlling interest	Total equity
CU	CU	CU	CU	CU	CU	CU	CU	CU	CU

Source	International GAAP Holdings Limited		31/12/2021	31/12/2020
		Note	CU	CU
IAS 1:10(d) IAS 1:10(ea) IAS 7:1 IFRS 5:33(c)	Consolidated statement of cash flows - Alt. 1 for the year ended 31 December 2021			
IAS 1:113	Profit for the year			
	Adjustments for:			
	Share of profit of associates			
	Share of profit of joint ventures			
	Finance income			
	Other gains and losses			
	Finance costs			
	Income tax expense			
	Gain on disposal of discontinued operations			
	Depreciation of property, plant and equipment			
	Impairment loss on property, plant and equipment			
	Depreciation of right-of-use assets			
	Impairment losses, net of reversals, on financial assets			
	Amortisation of intangible assets			
	Impairment of goodwill			
	Share-based payment expense			
	Fair value gain/loss on investment property			
	Gain on disposal of property, plant and equipment			
	Increase/(decrease) in provisions			
	Fair value gain/loss on derivatives and other financial assets held for trading			
	Difference between pension funding contributions paid and the pension cost charge			
	Operating cash flows before movements in working capital			
	Decrease/(increase) in inventories			
	Decrease/(increase) in trade and other receivables			
	Decrease/(increase) in contract assets			
	Decrease/(increase) in contract costs			
	Decrease/(increase) in right to returned goods assets			
	Increase/(decrease) in trade and other payables			
	Increase/(decrease) in contract liabilities			
	Increase/(decrease) in refund liability			
	Increase/(decrease) in deferred income			
	Cash generated by operations			
IAS 7:35-36	Income taxes paid			
	Net cash from operating activities			

Source	International GAAP Holdings Limited		
IAS 7:10	Investing activities		
IAS 7:16			
IAS 7:21-24			
IFRS 9:IG.G.2			
IAS 7:31	Interest received		
IAS 7:38	Dividends received from associates		
IAS 24:19(d)			
IAS 7:38	Dividends received from joint ventures		
IAS 24:19(e)			
IAS 7:31	Dividends received from equity instruments designated at FVTOCI		
	Proceeds on disposal of equity instruments held at FVTOCI		
IAS 7:39	Proceeds on disposal of subsidiary	52	
	Proceeds on disposal of property, plant and equipment		
	Purchases of property, plant and equipment		
IAS 20:28	Government grants towards purchase of equipment		
	Acquisition of investment in an associate		
	Purchases of equity instruments designated at FVTOCI		
	Purchases of patents and trademarks		
IAS 7:39	Acquisition of subsidiary	53	
	Cash received from the settlements of the derivative financial instruments held for hedging purposes		
	Cash paid due to the settlements of the derivative financial instruments held for hedging purposes		
	Net cash (used in)/from investing activities		
	Financing activities		
IAS 7:10			
IAS 7:17			
IAS 7:21-24			
IFRS 9:IG.G.2			
IAS 7:31	Dividends paid		
IAS 7:34			
IAS 7:31	Interest paid		
IFRS 16:50(b)			
IAS 7:21	Transaction costs related to loans and borrowings		
IAS 7:17(d)	Repayments of loans and borrowings		
IAS 7:17(c)	Proceeds from loans and borrowings		
IAS 7:17(b)	Repurchase of treasury shares		
IAS 7:17(e)	Repayment of lease liabilities		
IFRS 16:50(a)			

Source	International GAAP Holdings Limited		
IAS 7:17(c)	Proceeds on issue of convertible loan notes		
IAS 7:17(a)	Proceeds on issue of shares		
	Proceeds from sale of own shares		
	Proceeds on disposal of partial interest in a subsidiary that does not involve loss of control	20	
	Cash received from the settlements of the derivative financial instruments used to hedge interest rate risk		
	Cash paid due to the settlements of the derivative financial instruments used to hedge interest rate risk		
	Net cash (used in)/from financing activities		
	Net increase/(decrease) in cash and cash equivalents		
	Cash and cash equivalents at beginning of year		
IAS 7:28	Effect of foreign exchange rate changes		
	Cash and cash equivalents at end of year	54	
Commentary:			
<i>The above illustrates the indirect method of reporting cash flows from operating activities.</i>			

Source	International GAAP Holdings Limited		31/12/2021	31/12/2020
		Note	CU	CU
IAS 1:10(d) IAS 1:10(ea) IAS 7:1 IFRS 5:33(c)	Consolidated statement of cash flows - Alt. 2 For the year ended 31 December 2021			
IAS 1:113 IAS 7:10 IAS 7:12-15 IAS 7:18-20	Cash from operating activities			
	Receipts from customers			
IFRS 16:50(c)	Payments to suppliers and employees			
	Cash generated from operations			
IAS 7:35-36	Income taxes paid			
	Net cash from operating activities			
IAS 7:10 IAS 7:16 IAS 7:21-24 IFRS 9:IG.G.2	Investing activities			
IAS 7:31	Interest received			
IAS 7:38 IAS 24:19(d)	Dividends received from associates			
IAS 7:38 IAS 24:19(e)	Dividends received from joint ventures			
IAS 7:31	Dividends received from equity instruments designated at FVTOCI			
	Proceeds on disposal of equity instruments held at FVTOCI			
IAS 7:39	Proceeds on disposal of subsidiary	52		
	Proceeds on disposal of property, plant and equipment			
	Purchases of property, plant and equipment			
IAS 20:28	Government grants towards purchase of equipment			
	Acquisition of investment in an associate			
	Purchases of equity instruments designated at FVTOCI			
	Purchases of patents and trademarks			
IAS 7:39	Acquisition of subsidiary	53		
	Cash received from the settlements of the derivative financial instruments held for hedging purposes			
	Cash paid due to the settlements of the derivative financial instruments held for hedging purposes			
	Net cash (used in)/from investing activities			

Source	International GAAP Holdings Limited		
	Financing activities		
IAS 7:10			
IAS 7:17			
IAS 7:21-24			
IFRS 9:IG.G.2			
IAS 7:31	Dividends paid		
IAS 7:34			
IAS 7:31	Interest paid		
IFRS 16:50(b)			
IAS 7:21	Transaction costs related to loans and borrowings		
IAS 7:17(d)	Repayments of loans and borrowings		
IAS 7:17(c)	Proceeds from loans and borrowings		
IAS 7:17(b)	Repurchase of treasury shares		
IAS 7:17(e)	Repayment of lease liabilities		
IFRS 16:50(a)			
IAS 7:17(c)	Proceeds on issue of convertible loan notes		
IAS 7:17(a)	Proceeds on issue of shares		
	Proceeds from sale of treasury shares		
	Proceeds on disposal of partial interest in a subsidiary that does not involve loss of control	20	
	Cash received from the settlements of the derivative financial instruments used to hedge interest rate risk		
	Cash paid due to the settlements of the derivative financial instruments used to hedge interest rate risk		
	Net cash (used in)/from financing activities		
	Net increase/(decrease) in cash and cash equivalents		
	Cash and cash equivalents at beginning of year		
IAS 7:28	Effect of foreign exchange rate changes		
	Cash and cash equivalents at end of year	54	
	Commentary:		
	<i>The above illustrates the direct method of reporting cash flows from operating activities.</i>		

Source	International GAAP Holdings Limited																																								
	<p>Notes to the consolidated financial statements</p> <p>For the year ended 31 December 2021</p> <p>1. General information</p> <p>International GAAP Holdings Limited (the Company) is a company limited by shares incorporated and registered in [A Land]. Its ultimate controlling party is [name]. The address of the Company's registered office is shown on page [X].</p> <p>The principal activities of the Company and its subsidiaries (the Group) and the nature of the Group's operations are set out in note 6.</p> <p>These financial statements are presented in Currency Units (CUs) and are rounded to the nearest CU. Foreign operations are included in accordance with the policies set out in note 3.</p> <p>2. Adoption of new and revised Standards</p> <p>Change in accounting policy</p> <p>[Describe the nature of the change in accounting policy, describe the transitional provisions (when applicable) and describe the transitional provisions that might have an effect on future periods (when applicable)].</p> <p>The following table summarises the impact of the change in policy on the financial statements of the Group. The impact of the change in policy on both basic and diluted earnings per share is presented in note 15.</p> <table style="width: 100%; border-collapse: collapse;"> <thead> <tr> <th style="width: 60%;"></th> <th style="text-align: center; border-bottom: 1px solid black;">31/12/2021</th> <th style="text-align: center; border-bottom: 1px solid black;">31/12/2020</th> </tr> <tr> <th></th> <th style="text-align: center;">CU</th> <th style="text-align: center;">CU</th> </tr> </thead> <tbody> <tr> <td>Consolidated statement of profit or loss</td> <td></td> <td></td> </tr> <tr> <td>[Describe captions affected]</td> <td style="border-top: 1px solid black;"></td> <td style="border-top: 1px solid black;"></td> </tr> <tr> <td>Increase/(decrease) in profit for the financial year</td> <td style="border-top: 1px solid black;"></td> <td style="border-top: 1px solid black;"></td> </tr> <tr> <td>Consolidated statement of financial position</td> <td></td> <td></td> </tr> <tr> <td>[Describe captions affected]</td> <td style="border-top: 1px solid black;"></td> <td style="border-top: 1px solid black;"></td> </tr> <tr> <td>Increase/(decrease) in net assets</td> <td style="border-top: 1px solid black;"></td> <td style="border-top: 1px solid black;"></td> </tr> </tbody> </table> <p>[Describe the amount of the adjustment relating to periods before those presented (to the extent practicable)]</p> <p>[If retrospective application is impracticable for a particular prior period, or for periods before those presented, describe the circumstances that led to the existence of that condition and describe how and from when the change in accounting policy has been applied].</p> <p>Prior period errors</p> <p>[Describe the nature of the prior period error.]</p> <p>The following table summarises the impact of the prior period error on the financial statements of the Group. The impact of the prior period error on both basic and diluted earnings per share is presented in note 16.</p> <table style="width: 100%; border-collapse: collapse;"> <thead> <tr> <th style="width: 60%;"></th> <th style="text-align: center; border-bottom: 1px solid black;">31/12/2021</th> </tr> <tr> <th></th> <th style="text-align: center;">CU</th> </tr> </thead> <tbody> <tr> <td>Consolidated statement of profit or loss</td> <td></td> </tr> <tr> <td>[Describe captions affected]</td> <td style="border-top: 1px solid black;"></td> </tr> <tr> <td>Increase/(decrease) in profit for the financial year</td> <td style="border-top: 1px solid black;"></td> </tr> <tr> <td>Consolidated statement of financial position</td> <td></td> </tr> <tr> <td>[Describe captions affected]</td> <td style="border-top: 1px solid black;"></td> </tr> <tr> <td>Increase/(decrease) in net assets</td> <td style="border-top: 1px solid black;"></td> </tr> </tbody> </table> <p>[If retrospective restatement is impracticable for a particular prior period, the circumstances that led to the existence of that condition and a description of how and from when the error has been corrected.]</p>		31/12/2021	31/12/2020		CU	CU	Consolidated statement of profit or loss			[Describe captions affected]			Increase/(decrease) in profit for the financial year			Consolidated statement of financial position			[Describe captions affected]			Increase/(decrease) in net assets				31/12/2021		CU	Consolidated statement of profit or loss		[Describe captions affected]		Increase/(decrease) in profit for the financial year		Consolidated statement of financial position		[Describe captions affected]		Increase/(decrease) in net assets	
	31/12/2021	31/12/2020																																							
	CU	CU																																							
Consolidated statement of profit or loss																																									
[Describe captions affected]																																									
Increase/(decrease) in profit for the financial year																																									
Consolidated statement of financial position																																									
[Describe captions affected]																																									
Increase/(decrease) in net assets																																									
	31/12/2021																																								
	CU																																								
Consolidated statement of profit or loss																																									
[Describe captions affected]																																									
Increase/(decrease) in profit for the financial year																																									
Consolidated statement of financial position																																									
[Describe captions affected]																																									
Increase/(decrease) in net assets																																									
IAS 24:13 IAS 1:138(a)&(c) IAS 1:138(b) IAS 1:51(d)-(e)																																									
IAS 8:14-15 IAS 8:28(a) IAS 8:28(c) IAS 8:28(b) IAS 8:28(d) IAS 8:28(e) IAS 8:28(f)(i)																																									
IAS 8:28(g) IAS 8:28(h)																																									
IAS 8:41 IAS 8:45 IAS 8:49(a) IAS 8:49(b)(i)																																									
IAS 8:49(d)																																									



New and amended IFRS Standards that are effective for the current year

Impact of the initial application of Interest Rate Benchmark Reform

In the prior year, the Group adopted the Phase 1 amendments *Interest Rate Benchmark Reform—Amendments to IFRS 9/IAS 39 and IFRS 7*. These amendments modify specific hedge accounting requirements to allow hedge accounting to continue for affected hedges during the period of uncertainty before the hedged items or hedging instruments are amended as a result of the interest rate benchmark reform.

In the current year, the Group adopted the Phase 2 amendments *Interest Rate Benchmark Reform—Amendments to IFRS 9, IAS 39, IFRS 7, IFRS 4 and IFRS 16*. Adopting these amendments enables the Group to reflect the effects of transitioning from interbank offered rates (IBOR) to alternative benchmark interest rates (also referred to as 'risk free rates' or RFRs) without giving rise to accounting impacts that would not provide useful information to users of financial statements. The Group has not restated the prior period. Instead, the amendments have been applied retrospectively with any adjustments recognised in the appropriate components of equity as at 1 January 2021.

Both the Phase 1 and Phase 2 amendments are relevant to the Group because it applies hedge accounting to its interest rate benchmark exposures, and in the current period modifications in response to the reform have been made to some (but not all) of the Group's derivative and non-derivative financial instruments that mature post 2021 (the date by which the reform is expected to be implemented).

Details of the derivative and non-derivative financial instruments affected by the interest rate benchmark reform together with a summary of the actions taken by the Group to manage the risks relating to the reform and the accounting impact, including the impact on hedge accounting relationships, appear in Note 62.

The amendments are relevant for the following types of hedging relationships and financial instruments of the Group, all of which extend beyond 2021:

- Fair value hedges where LIBOR-linked derivatives are designated as a fair value hedge of fixed rate debt in respect of the GBP LIBOR risk component
- Cash flow hedges where IBOR-linked derivatives are designated as a cash flow hedge of IBOR-linked bank borrowings
- Bills of exchange and lease liabilities which reference LIBORs and are subject to the interest rate benchmark reform

The application of the amendments affects the Group's accounting in the following ways:

- The Group has issued CU-denominated fixed rate debt that is subject to a fair value hedge using CU fixed to CU LIBOR interest rate swaps. The amendments permit continuation of hedge accounting even if in the future the hedged benchmark interest rate, CU LIBOR, may no longer be separately identifiable and there is uncertainty about the replacement of the floating interest rates included in the interest rate swaps. However, this relief does not extend to the requirement that the designated interest rate risk component must continue to be reliably measurable. If the risk component is no longer reliably measurable, the hedging relationship will be discontinued.

[For those entities that apply the hedge accounting requirements in IAS 39, the following paragraph would be relevant.]

- The Group will not discontinue hedge accounting should the retrospective assessment of hedge effectiveness fall outside the 80-125 per cent range and the hedging relationship is subject to interest rate benchmark reforms. For those hedging relationships that are not subject to the interest rate benchmark reforms the entity continues to cease hedge accounting if retrospective effectiveness is outside the 80-125 per cent range.

The Group will continue to apply the Phase 1 amendments to IFRS 9/IAS 39 until the uncertainty arising from the interest rate benchmark reform with respect to the timing and the amount of the underlying cash flows to which the Group is exposed ends. The Group expects this uncertainty will continue until the Group's contracts that reference IBORs are amended to specify the date on which the interest rate benchmark will be replaced and the basis for the cash flows of the alternative benchmark rate are determined including any fixed spread.

Source	International GAAP Holdings Limited
	<p>As a result of the Phase 2 amendments:</p> <ul style="list-style-type: none"> • When the contractual terms of the Group's bank borrowings are amended as a direct consequence of the interest rate benchmark reform and the new basis for determining the contractual cash flows is economically equivalent to the basis immediately preceding the change, the Group changes the basis for determining the contractual cash flows prospectively by revising the effective interest rate. If additional changes are made, which are not directly related to the reform, the applicable requirements of IFRS 9 are applied to the other changes. See note 32 for further details regarding changes made to the LIBOR-linked bank borrowings • When a lease is modified as a direct consequence of the interest rate benchmark reform and the new basis for determining the lease payments is economically equivalent to the previous basis, the Group remeasures the lease liability to reflect the revised lease payments discounted using a revised discount rate that reflects the change in the basis for determining the contractual cash flows • When changes are made to the hedging instruments, hedged item and hedged risk as a result of the interest rate benchmark reform, the Group updates the hedge documentation without discontinuing the hedging relationship and, in the case of a cash flow hedge, the amount accumulated in the cash flow hedge reserve is deemed to be based on SONIA (see note 62) • For the Group's fair value hedges of a non-contractually specified benchmark component of interest rate risk, on transition to the alternative benchmark rate, if that risk rate is not separately identifiable at the date of designation, it will be deemed to have met the separately identifiable requirement at that date, if the Group reasonably expects the term specific interest rate component will be separately identifiable within a period of 24 months from the date the alternative benchmark rate is first designated, regardless of the term for which the risk is designated in that hedge. The 24-month period applies on a rate-by-rate basis <p>Note 62 provides the required disclosures related to these amendments.</p>
	<p>Impact of the initial application of COVID-19-Related Rent Concessions beyond 30 June 2021—Amendment to IFRS 16</p>
	<p>In the prior year, the Group early adopted <i>Covid-19-Related Rent Concessions (Amendment to IFRS 16)</i> that provided practical relief to lessees in accounting for rent concessions occurring as a direct consequence of COVID-19, by introducing a practical expedient to IFRS 16. This practical expedient was available to rent concessions for which any reduction in lease payments affected payments originally due on or before 30 June 2021.</p>
	<p>In March 2021, the Board issued <i>Covid-19-Related Rent Concessions beyond 30 June 2021 (Amendment to IFRS 16)</i> that extends the practical expedient to apply to reduction in lease payments originally due on or before 30 June 2022.</p>
IAS 8:28(a)-(c); IFRS 16:C1C	<p>In the current financial year, the Group has applied the amendment to IFRS 16 (as issued by the Board in May 2021) in advance of its effective date.</p>
IFRS 16:46A	<p>The practical expedient permits a lessee to elect not to assess whether a COVID-19-related rent concession is a lease modification. A lessee that makes this election shall account for any change in lease payments resulting from the COVID-19-related rent concession applying IFRS 16 as if the change were not a lease modification.</p>
IFRS 16:46B	<p>The practical expedient applies only to rent concessions occurring as a direct consequence of COVID-19 and only if all of the following conditions are met:</p> <ul style="list-style-type: none"> • The change in lease payments results in revised consideration for the lease that is substantially the same as, or less than, the consideration for the lease immediately preceding the change • Any reduction in lease payments affects only payments originally due on or before 30 June 2022 (a rent concession meets this condition if it results in reduced lease payments on or before 30 June 2022 and increased lease payments that extend beyond 30 June 2022) • There is no substantive change to other terms and conditions of the lease

Source	International GAAP Holdings Limited
IFRS 16:60A(a) IFRS 16:C20A; IFRS 16:C20BA; IFRS 16:BC205]	<p><u>Impact on accounting for changes in lease payments applying the exemption</u></p> <p>The Group has applied the practical expedient retrospectively to all rent concessions that became eligible for the practical expedient as a result of the March 2021 amendment. The Group has not restated prior period figures, and the difference arising on initial application of the March 2021 amendment has been recognised in the opening balance of retained earnings at 1 January 2021. The Group has, in total, benefited from a __ month waiver of lease payments on buildings in [A Land], where those payments originally included amounts due after 30 June 2021 but before 30 June 2022. The waiver of lease payments which total CU__ has been accounted for as a negative variable lease payment in profit or loss of CU__ for lease payments waived in 2021 and an adjustment to the opening balance of retained earnings at 1 January 2021 of CU __ for lease payments waived in 2020. The Group has derecognised the part of the lease liability that has been extinguished by the forgiveness of lease payments, consistent with the requirements of IFRS 9:3.3.1.</p> <p>In the current period, the Group has benefited from a __ month lease payment holiday on buildings in [B Land]. The payment holiday reduces payments in the period to [date] by CU__, and increases payments in the period to [date] by CU__. The Group has remeasured the lease liability using the revised lease payments and the discount rate originally applied to the lease, resulting in a decrease in the lease liability of CU__ (2020: CU__), which has been recognised as a negative variable lease payment in profit or loss. The Group continues to recognise interest expense on the lease liability.</p>
IAS 8:30 - 31	<p><i>New and revised IFRS Standards in issue but not yet effective</i></p>
	<p><i>Commentary:</i></p> <p><i>Entities are required to disclose in their financial statements the potential impact of new and revised IFRS Standards that have been issued but are not yet effective. The disclosures below reflect a cut off date of 30 September 2021. The potential impact of the application of any new and revised IFRS Standard issued by the Board after 30 September 2021, but before the financial statements are issued should also be considered and disclosed. The impact of the application of the new and revised IFRS Standards (see below) is for illustrative purposes only. Entities should analyse the impact based on their specific facts and circumstances.</i></p>
	<p>At the date of authorisation of these financial statements, the Group has not applied the following new and revised IFRS Standards that have been issued but are not yet effective [and [in some cases] had not yet been adopted by the [relevant body]]:</p>
	<p><i>Commentary:</i></p> <p><i>The above statement should be tailored to be specific to the entity.</i></p> <p><i>Most jurisdictions have a mechanism for incorporating IFRS Standards into their financial reporting system. These mechanisms range from direct adoption of 'IFRS Standards as issued by the Board', through adopting local standards that are 'equivalent to IFRS Standards', to the extensive endorsement mechanism used in the European Union and the United Kingdom.</i></p> <p><i>The impact of the application of the new and revised IFRS Standards below is for illustrative purposes only. Entities should analyse the impact of these new or revised IFRS Standards on their financial statements based on their specific facts and circumstances and make appropriate disclosures.</i></p>
	<p>IFRS 17 (including the June 2020 amendments to IFRS 17) <i>Insurance Contracts</i></p>
	<p>Amendments to IFRS 10 and IAS 28 <i>Sale or Contribution of Assets between an Investor and its Associate or Joint Venture</i></p>
	<p>Amendments to IAS 1 <i>Classification of Liabilities as Current or Non-current</i></p>
	<p>Amendments to IFRS 3 <i>Reference to the Conceptual Framework</i></p>
	<p>Amendments to IAS 16 <i>Property, Plant and Equipment—Proceeds before Intended Use</i></p>
	<p>Amendments to IAS 37 <i>Onerous Contracts—Cost of Fulfilling a Contract</i></p>
	<p>Annual Improvements to IFRS Standards 2018-2020 Cycle <i>Amendments to IFRS 1 First-time Adoption of International Financial Reporting Standards, IFRS 9 Financial Instruments, IFRS 16 Leases, and IAS 41 Agriculture</i></p>

Source	International GAAP Holdings Limited
	Amendments to IAS 1 and IFRS Practice Statement 2 <i>Disclosure of Accounting Policies</i>
	Amendments to IAS 8 <i>Definition of Accounting Estimates</i>
	Amendments to IAS 12 <i>Deferred Tax related to Assets and Liabilities arising from a Single Transaction</i>
	The directors do not expect that the adoption of the Standards listed above will have a material impact on the financial statements of the Group in future periods, except as noted below:
	IFRS 17 Insurance Contracts
	IFRS 17 establishes the principles for the recognition, measurement, presentation and disclosure of insurance contracts and supersedes IFRS 4 <i>Insurance Contracts</i> .
	IFRS 17 outlines a general model, which is modified for insurance contracts with direct participation features, described as the variable fee approach. The general model is simplified if certain criteria are met by measuring the liability for remaining coverage using the premium allocation approach.
	The general model uses current assumptions to estimate the amount, timing and uncertainty of future cash flows and it explicitly measures the cost of that uncertainty. It takes into account market interest rates and the impact of policyholders' options and guarantees.
	In June 2020, the Board issued <i>Amendments to IFRS 17</i> to address concerns and implementation challenges that were identified after IFRS 17 was published. The amendments defer the date of initial application of IFRS 17 (incorporating the amendments) to annual reporting periods beginning on or after 1 January 2023. At the same time, the Board issued <i>Extension of the Temporary Exemption from Applying IFRS 9 (Amendments to IFRS 4)</i> that extends the fixed expiry date of the temporary exemption from applying IFRS 9 in IFRS 4 to annual reporting periods beginning on or after 1 January 2023.
	IFRS 17 must be applied retrospectively unless impracticable, in which case the modified retrospective approach or the fair value approach is applied.
	For the purpose of the transition requirements, the date of initial application is the start of the annual reporting period in which the entity first applies the Standard, and the transition date is the beginning of the period immediately preceding the date of initial application.
	Amendments to IFRS 10 Consolidated Financial Statements and IAS 28 Investments in Associates and Joint Ventures—Sale or Contribution of Assets between an Investor and its Associate or Joint Venture
	The amendments to IFRS 10 and IAS 28 deal with situations where there is a sale or contribution of assets between an investor and its associate or joint venture. Specifically, the amendments state that gains or losses resulting from the loss of control of a subsidiary that does not contain a business in a transaction with an associate or a joint venture that is accounted for using the equity method, are recognised in the parent's profit or loss only to the extent of the unrelated investors' interests in that associate or joint venture. Similarly, gains and losses resulting from the remeasurement of investments retained in any former subsidiary (that has become an associate or a joint venture that is accounted for using the equity method) to fair value are recognised in the former parent's profit or loss only to the extent of the unrelated investors' interests in the new associate or joint venture.
	The effective date of the amendments has yet to be set by the Board; however, earlier application of the amendments is permitted. The directors of the Company anticipate that the application of these amendments may have an impact on the Group's consolidated financial statements in future periods should such transactions arise.

Source

International GAAP Holdings Limited

Amendments to IAS 1 *Presentation of Financial Statements—Classification of Liabilities as Current or Non-current*

The amendments to IAS 1 affect only the presentation of liabilities as current or non-current in the statement of financial position and not the amount or timing of recognition of any asset, liability, income or expenses, or the information disclosed about those items.

The amendments clarify that the classification of liabilities as current or non-current is based on rights that are in existence at the end of the reporting period, specify that classification is unaffected by expectations about whether an entity will exercise its right to defer settlement of a liability, explain that rights are in existence if covenants are complied with at the end of the reporting period, and introduce a definition of 'settlement' to make clear that settlement refers to the transfer to the counterparty of cash, equity instruments, other assets or services.

The amendments are applied retrospectively for annual periods beginning on or after 1 January 2023, with early application permitted.

Amendments to IFRS 3 *Business Combinations—Reference to the Conceptual Framework*

The amendments update IFRS 3 so that it refers to the 2018 *Conceptual Framework* instead of the 1989 *Framework*. They also add to IFRS 3 a requirement that, for obligations within the scope of IAS 37, an acquirer applies IAS 37 to determine whether at the acquisition date a present obligation exists as a result of past events. For a levy that would be within the scope of IFRIC 21 *Levies*, the acquirer applies IFRIC 21 to determine whether the obligating event that gives rise to a liability to pay the levy has occurred by the acquisition date.

Finally, the amendments add an explicit statement that an acquirer does not recognise contingent assets acquired in a business combination.

The amendments are effective for business combinations for which the date of acquisition is on or after the beginning of the first annual period beginning on or after 1 January 2022. Early application is permitted if an entity also applies all other updated references (published together with the updated *Conceptual Framework*) at the same time or earlier.

Amendments to IAS 16 *Property, Plant and Equipment—Proceeds before Intended Use*

The amendments prohibit deducting from the cost of an item of property, plant and equipment any proceeds from selling items produced before that asset is available for use, i.e. proceeds while bringing the asset to the location and condition necessary for it to be capable of operating in the manner intended by management. Consequently, an entity recognises such sales proceeds and related costs in profit or loss. The entity measures the cost of those items in accordance with IAS 2 *Inventories*.

The amendments also clarify the meaning of 'testing whether an asset is functioning properly'. IAS 16 now specifies this as assessing whether the technical and physical performance of the asset is such that it is capable of being used in the production or supply of goods or services, for rental to others, or for administrative purposes.

If not presented separately in the statement of comprehensive income, the financial statements shall disclose the amounts of proceeds and cost included in profit or loss that relate to items produced that are not an output of the entity's ordinary activities, and which line item(s) in the statement of comprehensive income include(s) such proceeds and cost.

The amendments are applied retrospectively, but only to items of property, plant and equipment that are brought to the location and condition necessary for them to be capable of operating in the manner intended by management on or after the beginning of the earliest period presented in the financial statements in which the entity first applies the amendments.

The entity shall recognise the cumulative effect of initially applying the amendments as an adjustment to the opening balance of retained earnings (or other component of equity, as appropriate) at the beginning of that earliest period presented.

The amendments are effective for annual periods beginning on or after 1 January 2022, with early application permitted.

Source

International GAAP Holdings Limited

Amendments to IAS 37 Provisions, Contingent Liabilities and Contingent Assets—Onerous Contracts—Cost of Fulfilling a Contract

The amendments specify that the 'cost of fulfilling' a contract comprises the 'costs that relate directly to the contract'. Costs that relate directly to a contract consist of both the incremental costs of fulfilling that contract (examples would be direct labour or materials) and an allocation of other costs that relate directly to fulfilling contracts (an example would be the allocation of the depreciation charge for an item of property, plant and equipment used in fulfilling the contract).

The amendments apply to contracts for which the entity has not yet fulfilled all its obligations at the beginning of the annual reporting period in which the entity first applies the amendments. Comparatives are not restated. Instead, the entity shall recognise the cumulative effect of initially applying the amendments as an adjustment to the opening balance of retained earnings or other component of equity, as appropriate, at the date of initial application.

The amendments are effective for annual periods beginning on or after 1 January 2022, with early application permitted.

Annual Improvements to IFRS Standards 2018-2020—Amendments to IFRS 1 First-time Adoption of International Financial Reporting Standards, IFRS 9 Financial Instruments, IFRS 16 Leases, and IAS 41 Agriculture

The Annual Improvements include amendments to four Standards:

IFRS 1 First-time Adoption of International Financial Reporting Standards

The amendment provides additional relief to a subsidiary which becomes a first-time adopter later than its parent in respect of accounting for cumulative translation differences. As a result of the amendment, a subsidiary that uses the exemption in IFRS 1:D16(a) can now also elect to measure cumulative translation differences for all foreign operations at the carrying amount that would be included in the parent's consolidated financial statements, based on the parent's date of transition to IFRS Standards, if no adjustments were made for consolidation procedures and for the effects of the business combination in which the parent acquired the subsidiary. A similar election is available to an associate or joint venture that uses the exemption in IFRS 1:D16(a).

The amendment is effective for annual periods beginning on or after 1 January 2022, with early application permitted.

IFRS 9 Financial Instruments

The amendment clarifies that in applying the '10 per cent' test to assess whether to derecognise a financial liability, an entity includes only fees paid or received between the entity (the borrower) and the lender, including fees paid or received by either the entity or the lender on the other's behalf.

The amendment is applied prospectively to modifications and exchanges that occur on or after the date the entity first applies the amendment.

The amendment is effective for annual periods beginning on or after 1 January 2022, with early application permitted.

IFRS 16 Leases

The amendment removes the illustration of the reimbursement of leasehold improvements.

As the amendment to IFRS 16 only regards an illustrative example, no effective date is stated.

IAS 41 Agriculture

The amendment removes the requirement in IAS 41 for entities to exclude cash flows for taxation when measuring fair value. This aligns the fair value measurement in IAS 41 with the requirements of IFRS 13 *Fair Value Measurement* to use internally consistent cash flows and discount rates and enables preparers to determine whether to use pre-tax or post-tax cash flows and discount rates for the most appropriate fair value measurement.

The amendment is applied prospectively, i.e. for fair value measurements on or after the date an entity initially applies the amendment.

The amendment is effective for annual reporting periods beginning on or after 1 January 2022, with earlier application permitted.

Amendments to IAS 1 Presentation of Financial Statements and IFRS Practice Statement 2 Making Materiality Judgements—Disclosure of Accounting Policies

The amendments change the requirements in IAS 1 with regard to disclosure of accounting policies. The amendments replace all instances of the term 'significant accounting policies' with 'material accounting policy information'. Accounting policy information is material if, when considered together with other information included in an entity's financial statements, it can reasonably be expected to influence decisions that the primary users of general purpose financial statements make on the basis of those financial statements.

The supporting paragraphs in IAS 1 are also amended to clarify that accounting policy information that relates to immaterial transactions, other events or conditions is immaterial and need not be disclosed. Accounting policy information may be material because of the nature of the related transactions, other events or conditions, even if the amounts are immaterial. However, not all accounting policy information relating to material transactions, other events or conditions is itself material.

The Board has also developed guidance and examples to explain and demonstrate the application of the 'four-step materiality process' described in IFRS Practice Statement 2.

The amendments to IAS 1 are effective for annual periods beginning on or after 1 January 2023, with earlier application permitted and are applied prospectively. The amendments to IFRS Practice Statement 2 do not contain an effective date or transition requirements.

Amendments to IAS 8 Accounting Policies, Changes in Accounting Estimates and Errors—Definition of Accounting Estimates

The amendments replace the definition of a change in accounting estimates with a definition of accounting estimates. Under the new definition, accounting estimates are "monetary amounts in financial statements that are subject to measurement uncertainty".

The definition of a change in accounting estimates was deleted. However, the Board retained the concept of changes in accounting estimates in the Standard with the following clarifications:

- A change in accounting estimate that results from new information or new developments is not the correction of an error
- The effects of a change in an input or a measurement technique used to develop an accounting estimate are changes in accounting estimates if they do not result from the correction of prior period errors

The Board added two examples (Examples 4-5) to the Guidance on implementing IAS 8, which accompanies the Standard. The Board has deleted one example (Example 3) as it could cause confusion in light of the amendments.

The amendments are effective for annual periods beginning on or after 1 January 2023 to changes in accounting policies and changes in accounting estimates that occur on or after the beginning of that period, with earlier application permitted.

Amendments to IAS 12 Income Taxes—Deferred Tax related to Assets and Liabilities arising from a Single Transaction


The amendments introduce a further exception from the initial recognition exemption. Under the amendments, an entity does not apply the initial recognition exemption for transactions that give rise to equal taxable and deductible temporary differences.

Depending on the applicable tax law, equal taxable and deductible temporary differences may arise on initial recognition of an asset and liability in a transaction that is not a business combination and affects neither accounting nor taxable profit. For example, this may arise upon recognition of a lease liability and the corresponding right-of-use asset applying IFRS 16 at the commencement date of a lease.

Following the amendments to IAS 12, an entity is required to recognise the related deferred tax asset and liability, with the recognition of any deferred tax asset being subject to the recoverability criteria in IAS 12.

The Board also adds an illustrative example to IAS 12 that explains how the amendments are applied.

Source	International GAAP Holdings Limited
	<p>The amendments apply to transactions that occur on or after the beginning of the earliest comparative period presented. In addition, at the beginning of the earliest comparative period an entity recognises:</p> <ul style="list-style-type: none"> • A deferred tax asset (to the extent that it is probable that taxable profit will be available against which the deductible temporary difference can be utilised) and a deferred tax liability for all deductible and taxable temporary differences associated with: <ul style="list-style-type: none"> – Right-of-use assets and lease liabilities – Decommissioning, restoration and similar liabilities and the corresponding amounts recognised as part of the cost of the related asset • The cumulative effect of initially applying the amendments as an adjustment to the opening balance of retained earnings (or other component of equity, as appropriate) at that date <p>The amendments are effective for annual reporting periods beginning on or after 1 January 2023, with earlier application permitted.</p> <p>Commentary: <i>IAS 8:30 requires entities to give known or reasonably estimable information relevant to assessing the possible impact that the application of any new or revised IFRS Standard will have on the entity's financial statements in the period of initial application. The regulatory requirements in the various jurisdictions may differ as to how detailed the disclosures need to be; some regulators may require both qualitative and quantitative information to be disclosed whereas others may consider that qualitative information (e.g. key areas that may be affected by the new or revised IFRS Standard) suffices in many circumstances. For this reason, relevant regulatory guidance should also be taken into account in preparing the disclosure.</i> <i>This applies to all new or revised IFRS Standards that have been issued but are not yet effective.</i></p>
IAS 1:112(a); IAS 1:119 - 121	<p>3. Significant accounting policies</p> <p>Commentary: <i>The following are examples of the types of accounting policies that might be disclosed in this entity's financial statements. Entities are required to disclose in the summary of significant accounting policies the measurement basis (or bases) used in preparing the financial statements and the other accounting policies used that are relevant to an understanding of the financial statements. An accounting policy may be significant because of the nature of the entity's operations even if amounts for the current and prior periods are not material.</i> <i>In deciding whether a particular accounting policy should be disclosed, management considers whether disclosure would assist users in understanding how transactions, other events and conditions are reflected in the reported financial performance and financial position. Disclosure of particular accounting policies is especially useful to users when those policies are selected from alternatives allowed in Standards and Interpretations.</i> <i>Each entity considers the nature of its operations and the policies that users of its financial statements would expect to be disclosed for that type of entity. It is also appropriate to disclose each significant accounting policy that is not specifically required by IFRS Standards, but that is selected and applied in accordance with IAS 8.</i> <i>For completeness, in these model financial statements, accounting policies have been provided for some immaterial items, although this is not required under IFRS Standards. In general, immaterial and irrelevant policies should be omitted.</i></p>
IAS 1:117(a) IAS 1:16	<p>Basis of accounting</p> <p>The financial statements have been prepared in accordance with International Financial Reporting Standards (IFRS Standards). <i>[The financial statements have also been prepared in accordance with IFRS Standards adopted by the European Union and therefore the Group financial statements comply with Article 4 of the EU IAS Regulation.]</i></p> <p>Commentary: <i>The above statement should be tailored to be specific to the entity.</i> <i>Most jurisdictions have a mechanism for incorporating IFRS Standards into their financial reporting system. These mechanisms range from direct adoption of 'IFRS Standards as issued by the IASB', through adopting local standards that are 'equivalent to IFRS Standards', to the extensive endorsement mechanism used in the European Union.</i></p>

Source	International GAAP Holdings Limited
IAS 1:117(b) IAS 1:112(a) IAS 1:17(b) IAS 1:25	<p>The financial statements have been prepared on the historical cost basis, except for the revaluation of certain properties and financial instruments that are measured at revalued amounts or fair values at the end of each reporting period, as explained in the accounting policies below. Historical cost is generally based on the fair value of the consideration given in exchange for goods and services.</p> <p>Fair value is the price that would be received to sell an asset or paid to transfer a liability in an orderly transaction between market participants at the measurement date, regardless of whether that price is directly observable or estimated using another valuation technique. In estimating the fair value of an asset or a liability, the Group takes into account the characteristics of the asset or liability if market participants would take those characteristics into account when pricing the asset or liability at the measurement date. Fair value for measurement and/or disclosure purposes in these consolidated financial statements is determined on such a basis, except for share-based payment transactions that are within the scope of IFRS 2, leasing transactions that are within the scope of IFRS 16, and measurements that have some similarities to fair value but are not fair value, such as net realisable value in IAS 2 or value in use in IAS 36.</p> <p>The principal accounting policies adopted are set out below.</p>
	<p>Going concern</p> <p>The directors have, at the time of approving the financial statements, a reasonable expectation that the Group have adequate resources to continue in operational existence for the foreseeable future. Thus they continue to adopt the going concern basis of accounting in preparing the financial statements.</p> <p>Basis of consolidation</p> <p>The consolidated financial statements incorporate the financial statements of the Company and entities controlled by the Company (its subsidiaries) made up to 31 December each year. Control is achieved when the Company:</p> <ul style="list-style-type: none"> • Has the power over the investee • Is exposed, or has rights, to variable returns from its involvement with the investee • Has the ability to use its power to affect its returns
	<p>The Company reassesses whether or not it controls an investee if facts and circumstances indicate that there are changes to one or more of the three elements of control listed above.</p> <p>When the Company has less than a majority of the voting rights of an investee, it considers that it has power over the investee when the voting rights are sufficient to give it the practical ability to direct the relevant activities of the investee unilaterally. The Company considers all relevant facts and circumstances in assessing whether or not the Company's voting rights in an investee are sufficient to give it power, including:</p> <ul style="list-style-type: none"> • The size of the Company's holding of voting rights relative to the size and dispersion of holdings of the other vote holders • Potential voting rights held by the Company, other vote holders or other parties • Rights arising from other contractual arrangements • Any additional facts and circumstances that indicate that the Company has, or does not have, the current ability to direct the relevant activities at the time that decisions need to be made, including voting patterns at previous shareholders' meetings
	<p>*This symbol indicates that this area of the model financial statements may be affected by the effects of climate change. Please see the table in Appendix 1 to see how this area may be affected. For areas affected by the effects of climate change, it would be expected that the entity discusses in its disclosures how the area is affected.</p>

Source

International GAAP Holdings Limited

Consolidation of a subsidiary begins when the Company obtains control over the subsidiary and ceases when the Company loses control of the subsidiary. Specifically, the results of subsidiaries acquired or disposed of during the year are included in profit or loss from the date the Company gains control until the date when the Company ceases to control the subsidiary.

Where necessary, adjustments are made to the financial statements of subsidiaries to bring the accounting policies used into line with the Group's accounting policies.

All intragroup assets and liabilities, equity, income, expenses and cash flows relating to transactions between the members of the Group are eliminated on consolidation.

Non-controlling interests in subsidiaries are identified separately from the Group's equity therein. Those interests of non-controlling shareholders that are present ownership interests entitling their holders to a proportionate share of net assets upon liquidation may initially be measured at fair value or at the non-controlling interests' proportionate share of the fair value of the acquiree's identifiable net assets. The choice of measurement is made on an acquisition-by-acquisition basis. Other non-controlling interests are initially measured at fair value. Subsequent to acquisition, the carrying amount of non-controlling interests is the amount of those interests at initial recognition plus the non-controlling interests' share of subsequent changes in equity.

Profit or loss and each component of other comprehensive income are attributed to the owners of the Company and to the non-controlling interests. Total comprehensive income of the subsidiaries is attributed to the owners of the Company and to the non-controlling interests even if this results in the non-controlling interests having a deficit balance.

Changes in the Group's interests in subsidiaries that do not result in a loss of control are accounted for as equity transactions. The carrying amount of the Group's interests and the non-controlling interests are adjusted to reflect the changes in their relative interests in the subsidiaries. Any difference between the amount by which the non-controlling interests are adjusted and the fair value of the consideration paid or received is recognised directly in equity and attributed to the owners of the Company.

When the Group loses control of a subsidiary, the gain or loss on disposal recognised in profit or loss is calculated as the difference between (i) the aggregate of the fair value of the consideration received and the fair value of any retained interest and (ii) the previous carrying amount of the assets (including goodwill), less liabilities of the subsidiary and any non-controlling interests. All amounts previously recognised in other comprehensive income in relation to that subsidiary are accounted for as if the Group had directly disposed of the related assets or liabilities of the subsidiary (i.e. reclassified to profit or loss or transferred to another category of equity as required/permitted by applicable IFRS Standards). The fair value of any investment retained in the former subsidiary at the date when control is lost is regarded as the fair value on initial recognition for subsequent accounting under IFRS 9 when applicable, or the cost on initial recognition of an investment in an associate or a joint venture.

Business combinations

Acquisitions of businesses are accounted for using the acquisition method. The consideration transferred in a business combination is measured at fair value, which is calculated as the sum of the acquisition-date fair values of assets transferred by the Group, liabilities incurred by the Group to the former owners of the acquiree and the equity interest issued by the Group in exchange for control of the acquiree. Acquisition-related costs are recognised in profit or loss as incurred.

At the acquisition date, the identifiable assets acquired and the liabilities assumed are recognised at their fair value at the acquisition date, except that:

- Deferred tax assets or liabilities and assets or liabilities related to employee benefit arrangements are recognised and measured in accordance with IAS 12 and IAS 19 respectively
- Liabilities or equity instruments related to share-based payment arrangements of the acquiree or share-based payment arrangements of the Group entered into to replace share-based payment arrangements of the acquiree are measured in accordance with IFRS 2 at the acquisition date (see below)
- Assets (or disposal groups) that are classified as held for sale in accordance with IFRS 5 are measured in accordance with that Standard

Source

International GAAP Holdings Limited

Goodwill is measured as the excess of the sum of the consideration transferred, the amount of any non-controlling interests in the acquiree, and the fair value of the acquirer's previously held equity interest in the acquiree (if any) over the net of the acquisition-date amounts of the identifiable assets acquired and the liabilities assumed. If, after reassessment, the net of the acquisition-date amounts of the identifiable assets acquired and liabilities assumed exceeds the sum of the consideration transferred, the amount of any non-controlling interests in the acquiree and the fair value of the acquirer's previously held interest in the acquiree (if any), the excess is recognised immediately in profit or loss as a bargain purchase gain.

When the consideration transferred by the Group in a business combination includes a contingent consideration arrangement, the contingent consideration is measured at its acquisition-date fair value and included as part of the consideration transferred in a business combination. Changes in fair value of the contingent consideration that qualify as measurement period adjustments are adjusted retrospectively, with corresponding adjustments against goodwill. Measurement period adjustments are adjustments that arise from additional information obtained during the 'measurement period' (which cannot exceed one year from the acquisition date) about facts and circumstances that existed at the acquisition date.

The subsequent accounting for changes in the fair value of the contingent consideration that do not qualify as measurement period adjustments depends on how the contingent consideration is classified. Contingent consideration that is classified as equity is not remeasured at subsequent reporting dates and its subsequent settlement is accounted for within equity. Other contingent consideration is remeasured to fair value at subsequent reporting dates with changes in fair value recognised in profit or loss.

When a business combination is achieved in stages, the Group's previously held interests (including joint operations) in the acquired entity are remeasured to its acquisition-date fair value and the resulting gain or loss, if any, is recognised in profit or loss. Amounts arising from interests in the acquiree prior to the acquisition date that have previously been recognised in other comprehensive income are reclassified to profit or loss, where such treatment would be appropriate if that interest were disposed of.

If the initial accounting for a business combination is incomplete by the end of the reporting period in which the combination occurs, the Group reports provisional amounts for the items for which the accounting is incomplete. Those provisional amounts are adjusted during the measurement period (see above), or additional assets or liabilities are recognised, to reflect new information obtained about facts and circumstances that existed as of the acquisition date that, if known, would have affected the amounts recognised as of that date.



Goodwill

Goodwill is initially recognised and measured as set out above.

Goodwill is not amortised but is reviewed for impairment at least annually. For the purpose of impairment testing, goodwill is allocated to each of the Group's cash-generating units (or groups of cash-generating units) expected to benefit from the synergies of the combination. Cash-generating units to which goodwill has been allocated are tested for impairment annually, or more frequently when there is an indication that the unit may be impaired. If the recoverable amount of the cash-generating unit is less than the carrying amount of the unit, the impairment loss is allocated first to reduce the carrying amount of any goodwill allocated to the unit and then to the other assets of the unit pro-rata on the basis of the carrying amount of each asset in the unit. An impairment loss recognised for goodwill is not reversed in a subsequent period.

On disposal of a cash-generating unit, the attributable amount of goodwill is included in the determination of the profit or loss on disposal.

The Group's policy for goodwill arising on the acquisition of an associate is described below.

Investments in associates and joint ventures

An associate is an entity over which the Group has significant influence and that is neither a subsidiary nor an interest in a joint venture. Significant influence is the power to participate in the financial and operating policy decisions of the investee but is not control or joint control over those policies.

A joint venture is a joint arrangement whereby the parties that have joint control of the arrangement have rights to the net assets of the joint arrangement. Joint control is the contractually agreed sharing of control of an arrangement, which exists only when decisions about the relevant activities require unanimous consent of the parties sharing control.

Source

International GAAP Holdings Limited

The results and assets and liabilities of associates or joint ventures are incorporated in these financial statements using the equity method of accounting, except when the investment is classified as held for sale, in which case it is accounted for in accordance with IFRS 5.

Under the equity method, an investment in an associate or a joint venture is recognised initially in the consolidated statement of financial position at cost and adjusted thereafter to recognise the Group's share of the profit or loss and other comprehensive income of the associate or joint venture. When the Group's share of losses of an associate or a joint venture exceeds the Group's interest in that associate or joint venture (which includes any long-term interests that, in substance, form part of the Group's net investment in the associate or joint venture), the Group discontinues recognising its share of further losses. Additional losses are recognised only to the extent that the Group has incurred legal or constructive obligations or made payments on behalf of the associate or joint venture.

An investment in an associate or a joint venture is accounted for using the equity method from the date on which the investee becomes an associate or a joint venture. On acquisition of the investment in an associate or a joint venture, any excess of the cost of the investment over the Group's share of the net fair value of the identifiable assets and liabilities of the investee is recognised as goodwill, which is included within the carrying amount of the investment. Any excess of the Group's share of the net fair value of the identifiable assets and liabilities over the cost of the investment, after reassessment, is recognised immediately in profit or loss in the period in which the investment is acquired.

The requirements of IAS 36 are applied to determine whether it is necessary to recognise any impairment loss with respect to the Group's investment in an associate or a joint venture. When necessary, the entire carrying amount of the investment (including goodwill) is tested for impairment in accordance with IAS 36 as a single asset by comparing its recoverable amount (higher of value in use and fair value less costs of disposal) with its carrying amount. Any impairment loss recognised is not allocated to any asset, including goodwill that forms part of the carrying amount of the investment. Any reversal of that impairment loss is recognised in accordance with IAS 36 to the extent that the recoverable amount of the investment subsequently increases.

The Group discontinues the use of the equity method from the date when the investment ceases to be an associate or a joint venture. When the Group retains an interest in the former associate or a joint venture and the retained interest is a financial asset, the Group measures the retained interest at fair value at that date and the fair value is regarded as its fair value on initial recognition in accordance with IFRS 9. The difference between the carrying amount of the associate or a joint venture at the date the equity method was discontinued, and the fair value of any retained interest and any proceeds from disposing of a part interest in the associate or a joint venture is included in the determination of the gain or loss on disposal of the associate or joint venture. In addition, the Group accounts for all amounts previously recognised in other comprehensive income in relation to that associate on the same basis as would be required if that associate had directly disposed of the related assets or liabilities. Therefore, if a gain or loss previously recognised in other comprehensive income by that associate or joint venture would be reclassified to profit or loss on the disposal of the related assets or liabilities, the Group reclassifies the gain or loss from equity to profit or loss (as a reclassification adjustment) when the associate or joint venture is disposed of.

When the Group reduces its ownership interest in an associate or a joint venture but the Group continues to use the equity method, the Group reclassifies to profit or loss the proportion of the gain or loss that had previously been recognised in other comprehensive income relating to that reduction in ownership interest if that gain or loss would be reclassified to profit or loss on the disposal of the related assets or liabilities.

When a Group entity transacts with an associate or a joint venture of the Group, profits and losses resulting from the transactions with the associate or joint venture are recognised in the Group's consolidated financial statements only to the extent of interests in the associate or joint venture that are not related to the Group.

The Group applies IFRS 9, including the impairment requirements, to long-term interests in an associate or joint venture to which the equity method is not applied and which form part of the net investment in the investee. Furthermore, in applying IFRS 9 to long-term interests, the Group does not take into account adjustments to their carrying amount required by IAS 28 (i.e. adjustments to the carrying amount of long-term interests arising from the allocation of losses of the investee or assessment of impairment in accordance with IAS 28).

Interests in joint operations

A joint operation is a joint arrangement whereby the parties that have joint control of the arrangement have rights to the assets, and obligations for the liabilities, relating to the arrangement. Joint control is the contractually agreed sharing of control of an arrangement, which exists only when decisions about the relevant activities require unanimous consent of the parties sharing control.

When a Group entity undertakes its activities under joint operations, the Group as a joint operator recognises in relation to its interest in a joint operation:

- Its assets, including its share of any assets held jointly
- Its liabilities, including its share of any liabilities incurred jointly
- Its revenue from the sale of its share of the output arising from the joint operation
- Its share of the revenue from the sale of the output by the joint operation
- Its expenses, including its share of any expenses incurred jointly

The Group accounts for the assets, liabilities, revenue and expenses relating to its interest in a joint operation in accordance with the IFRS Standards applicable to the particular assets, liabilities, revenue and expenses.

When a Group entity transacts with a joint operation in which a Group entity is a joint operator (such as a sale or contribution of assets), the Group is considered to be conducting the transaction with the other parties to the joint operation, and gains and losses resulting from the transactions are recognised in the Group's consolidated financial statements only to the extent of other parties' interests in the joint operation.

When a Group entity transacts with a joint operation in which a Group entity is a joint operator (such as a purchase of assets), the Group does not recognise its share of the gains and losses until it resells those assets to a third party.



Non-current assets held for sale

Non-current assets (and disposal groups) classified as held for sale are measured at the lower of carrying amount and fair value less costs to sell.

Non-current assets and disposal groups are classified as held for sale if their carrying amount will be recovered through a sale transaction rather than through continuing use. This condition is regarded as met only when the sale is highly probable and the asset (or disposal group) is available for immediate sale in its present condition. Management must be committed to the sale which should be expected to qualify for recognition as a completed sale within one year from the date of classification.

When the Group is committed to a sale plan involving loss of control of a subsidiary, all of the assets and liabilities of that subsidiary are classified as held for sale when the criteria described above are met, regardless of whether the Group will retain a non-controlling interest in its former subsidiary after the sale.

When the Group is committed to a sale plan involving disposal of an investment in an associate or, a portion of an investment in an associate, the investment, or the portion of the investment in the associate, that will be disposed of is classified as held for sale when the criteria described above are met. The Group then ceases to apply the equity method in relation to the portion that is classified as held for sale. Any retained portion of an investment in an associate that has not been classified as held for sale continues to be accounted for using the equity method.




Revenue recognition

The Group recognises revenue from the following major sources:

- Sale of leisure goods and electronic equipment, including the related loyalty programme 'Maxi-Points Scheme', as disclosed in note 60, maintenance included in the price of products sold, as well as warranties granted under local legislation as disclosed in note 39
- Installation of computer software for specialised business applications
- Construction of residential properties

Source	International GAAP Holdings Limited
IFRS 15:31 IFRS 15:46 IFRS 15:47 IFRS 15:119	Revenue is measured based on the consideration to which the Group expects to be entitled in a contract with a customer and excludes amounts collected on behalf of third parties. The Group recognises revenue when it transfers control of a product or service to a customer.
	<i>Sale of leisure goods</i>
IFRS 15:119(e) IFRS 15:B30	The Group sells sport shoes, sport equipment and outdoor play equipment both to the wholesale market and directly to customers through its own retail outlets. Sales-related warranties associated with leisure goods cannot be purchased separately and they serve as an assurance that the products sold comply with agreed-upon specifications. Accordingly, the Group accounts for warranties in accordance with IAS 37 (see note 39).
IFRS 15:125	For sales of leisure goods to the wholesale market, revenue is recognised when control of the goods has transferred, being when the goods have been shipped to the wholesaler's specific location (delivery). Following delivery, the wholesaler has full discretion over the manner of distribution and price to sell the goods, has the primary responsibility when onselling the goods and bears the risks of obsolescence and loss in relation to the goods. A receivable is recognised by the Group when the goods are delivered to the wholesaler as this represents the point in time at which the right to consideration becomes unconditional, as only the passage of time is required before payment is due.
IFRS 15:108 IFRS 15:125	
IFRS 15:125	For sales of goods to retail customers, revenue is recognised when control of the goods has transferred, being at the point the customer purchases the goods at the retail outlet. Payment of the transaction price is due immediately at the point the customer purchases the goods.
IFRS 15:55 IFRS 15:119(d) IFRS 15:126(b) IFRS 15:126(d) IFRS 15:B21	Under the Group's standard contract terms, customers have a right of return within 30 days. At the point of sale, a refund liability and a corresponding adjustment to revenue is recognised for those products expected to be returned. At the same time, the Group has a right to recover the product when customers exercise their right of return so consequently recognises a right to returned goods asset and a corresponding adjustment to cost of sales. The Group uses its accumulated historical experience to estimate the number of returns on a portfolio level using the expected value method. It is considered highly probable that a significant reversal in the cumulative revenue recognised will not occur given the consistent level of returns over previous years.
	<i>Sale of electronic equipment</i>
IFRS 15:55 IFRS 15:125 IFRS 15:119(d) IFRS 15:B21	The Group sells electronic equipment to the wholesale market and directly to customers both through its own retail outlets and through internet sales.
	For sales of electronic equipment to the wholesale market and through retail outlets and internet sales, revenue is recognised by the Group at a point in time in line with the policy outlined above for the sale of leisure goods. For sales to retail customers (from both retail outlet and internet sales) there exists the same 30-day right of return and accordingly a refund liability and a right to returned goods asset are recognised in relation to electronic equipment expected to be returned.
IFRS 15:106 IFRS 15:117 IFRS 15:125	For internet sales, revenue is recognised when control of the goods has transferred to the customer, being at the point the goods are delivered to the customer. Delivery occurs when the goods have been shipped to the customer's specific location. When the customer initially purchases the goods online the transaction price received by the Group is recognised as a contract liability until the goods have been delivered to the customer.
	<i>'Maxi-Points' customer loyalty programme</i>
IFRS 15:B39 IFRS 15:B40	The Group operates a 'Maxi-Points' loyalty programme through which retail customers accumulate points on purchases of leisure goods and electronic equipment that entitle them to discounts on future purchases. These points provide a discount to customers that they would not receive without purchasing the leisure goods or electronic equipment (i.e. a material right). The promise to provide the discount to the customer is therefore a separate performance obligation.
IFRS 15:74 IFRS 15:106 IFRS 15:117 IFRS 15:B42	The transaction price is allocated between the product, the maintenance services (if the product is electronic equipment, as described below) and the points on a relative stand-alone selling price basis. The stand-alone selling price per point is estimated based on the discount to be given when the points are redeemed by the customer and the likelihood of redemption, as evidenced by the Group's historical experience. A contract liability is recognised for revenue relating to the loyalty points at the time of the initial sales transaction. Revenue from the loyalty points is recognised when the points are redeemed by the customer. Revenue for points that are not expected to be redeemed is recognised in proportion to the pattern of rights exercised by customers.

Source	International GAAP Holdings Limited
IFRS 15:B41	<p><i>Maintenance relating to electronic equipment</i></p> <p>Included in the transaction price for the sale of electronic equipment is an after-sales service. This service relates to maintenance work that may be required to be carried out on the equipment for a three-year period after sale. This period can then be extended if the customer requires additional years of maintenance services. The renewal of services after the three-year period will be for the price at which these are sold by the Group to all of its customers as at the date of renewal regardless of the existence of a renewal option. Consequently, the option to extend the renewal period does not provide customers with any advantage when they enter into the initial contract and therefore no revenue has been deferred relating to this renewal option.</p>
IFRS 15:27 IFRS 15:74 IFRS 15:81 IFRS 15:126 (c) IFRS 15:B29	<p>The maintenance service is considered to be a distinct service as it is both regularly supplied by the Group to other customers on a stand-alone basis and is available for customers from other providers in the market. A portion of the transaction price is therefore allocated to the maintenance services based on the stand-alone selling price of those services. Discounts are not considered as they are only given in rare circumstances and are never material.</p>
IFRS 15:35(a) IFRS 15:123(a) IFRS 15:124 IFRS 15:106 IFRS 15:117	<p>Revenue relating to the maintenance services is recognised over time. The transaction price allocated to these services is recognised as a contract liability at the time of the initial sales transaction and is released on a straight-line basis over the period of service (i.e. three years when the services are purchased together with the underlying equipment).</p>
	<p><i>Installation of software services</i></p>
IFRS 15:35(b) IFRS 15:124 IFRS 15:107 IFRS 15:117	<p>The Group provides a service of installation of various software products for specialised business operations. Such services are recognised as a performance obligation satisfied over time. Revenue is recognised for these installation services based on the stage of completion of the contract. The directors have assessed that the stage of completion determined as the proportion of the total time expected to install that has elapsed at the end of the reporting period is an appropriate measure of progress towards complete satisfaction of these performance obligations under IFRS 15. Payment for installation of software services is not due from the customer until the installation services are complete and therefore a contract asset is recognised over the period in which the installation services are performed representing the entity's right to consideration for the services performed to date.</p>
	<p><i>Construction of residential properties</i></p>
IFRS 15:35(c) IFRS 15:124	<p>The Group constructs and sells residential properties under long-term contracts with customers. Such contracts are entered into before construction of the residential properties begins. Under the terms of the contracts, the Group is contractually restricted from redirecting the properties to another customer and has an enforceable right to payment for work done. Revenue from construction of residential properties is therefore recognised over time on a cost-to-cost method, i.e. based on the proportion of contract costs incurred for work performed to date relative to the estimated total contract costs. The directors consider that this input method is an appropriate measure of the progress towards complete satisfaction of these performance obligations under IFRS 15.</p>
IFRS 15:117 IFRS 15:106 IFRS 15:107 IFRS 15:126	<p>The Group becomes entitled to invoice customers for construction of residential properties based on achieving a series of performance-related milestones. When a particular milestone is reached the customer is sent a relevant statement of work signed by a third party assessor and an invoice for the related milestone payment. The Group will previously have recognised a contract asset for any work performed. Any amount previously recognised as a contract asset is reclassified to trade receivables at the point at which it is invoiced to the customer. If the milestone payment exceeds the revenue recognised to date under the cost-to-cost method then the Group recognises a contract liability for the difference. There is not considered to be a significant financing component in construction contracts with customers as the period between the recognition of revenue under the cost-to-cost method and the milestone payment is always less than one year.</p>

Source	International GAAP Holdings Limited
	Leases
IFRS 16:51	<i>(a) The Group as lessee</i>
IFRS 16:5 IFRS 16:6 IFRS 16:9 IFRS 16:60	The Group assesses whether a contract is, or contains, a lease, at inception of the contract. The Group recognises a right-of-use asset and a corresponding lease liability with respect to all lease arrangements in which it is the lessee, except for short-term leases (defined as leases with a lease term of 12 months or less) and leases of low value assets (such as tablets and personal computers, small items of office furniture and telephones). For these leases, the Group recognises the lease payments as an operating expense on a straight-line basis over the term of the lease unless another systematic basis is more representative of the time pattern in which economic benefits from the leased assets are consumed.
IFRS 16:26	The lease liability is initially measured at the present value of the lease payments that are not paid at the commencement date, discounted by using the rate implicit in the lease. If this rate cannot be readily determined, the Group uses its incremental borrowing rate. The incremental borrowing rate depends on the term, currency and start date of the lease and is determined based on a series of inputs including: the risk-free rate based on government bond rates; a country-specific risk adjustment; a credit risk adjustment based on bond yields; and an entity-specific adjustment when the risk profile of the entity that enters into the lease is different to that of the Group and the lease does not benefit from a guarantee from the Group.
IFRS 16:27	Lease payments included in the measurement of the lease liability comprise : <ul style="list-style-type: none">• Fixed lease payments (including in-substance fixed payments), less any lease incentives receivable• Variable lease payments that depend on an index or rate, initially measured using the index or rate at the commencement date• The amount expected to be payable by the lessee under residual value guarantees• The exercise price of purchase options, if the lessee is reasonably certain to exercise the options• Payments of penalties for terminating the lease, if the lease term reflects the exercise of an option to terminate the lease
IFRS 16:47	The lease liability is presented as a separate line in the consolidated statement of financial position.
IFRS 16:39	The lease liability is subsequently measured by increasing the carrying amount to reflect interest on the lease liability (using the effective interest method) and by reducing the carrying amount to reflect the lease payments made. The Group remeasures the lease liability (and makes a corresponding adjustment to the related right-of-use asset) whenever:
IFRS 16:40(a)	<ul style="list-style-type: none">• The lease term has changed or there is a significant event or change in circumstances resulting in a change in the assessment of exercise of a purchase option, in which case the lease liability is remeasured by discounting the revised lease payments using a revised discount rate
IFRS 16:42	<ul style="list-style-type: none">• The lease payments change due to changes in an index or rate or a change in expected payment under a guaranteed residual value, in which cases the lease liability is remeasured by discounting the revised lease payments using an unchanged discount rate (unless the lease payments change is due to a change in a floating interest rate, in which case a revised discount rate is used)
IFRS 16:45(c)	<ul style="list-style-type: none">• A lease contract is modified and the lease modification is not accounted for as a separate lease, in which case the lease liability is remeasured based on the lease term of the modified lease by discounting the revised lease payments using a revised discount rate at the effective date of the modification
IFRS 16:24	The Group did not make any such adjustments during the periods presented
IFRS 16:30	The right-of-use assets comprise the initial measurement of the corresponding lease liability, lease payments made at or before the commencement day, less any lease incentives received and any initial direct costs. They are subsequently measured at cost less accumulated depreciation and impairment losses

Source	International GAAP Holdings Limited
	Whenever the Group incurs an obligation for costs to dismantle and remove a leased asset, restore the site on which it is located or restore the underlying asset to the condition required by the terms and conditions of the lease, a provision is recognised and measured under IAS 37. To the extent that the costs relate to a right-of-use asset, the costs are included in the related right-of-use asset, unless those costs are incurred to produce inventories.
IFRS 16:32	Right-of-use assets are depreciated over the shorter period of lease term and useful life of the right-of-use asset. If a lease transfers ownership of the underlying asset or the cost of the right-of-use asset reflects that the Group expects to exercise a purchase option, the related right-of-use asset is depreciated over the useful life of the underlying asset. The depreciation starts at the commencement date of the lease.
IFRS 16:47	The right-of-use assets are presented as a separate line in the consolidated statement of financial position. The Group applies IAS 36 to determine whether a right-of-use asset is impaired and accounts for any identified impairment loss as described in the 'Property, Plant and Equipment' policy.
IFRS 16:38	Variable rents that do not depend on an index or rate are not included in the measurement the lease liability and the right-of-use asset. The related payments are recognised as an expense in the period in which the event or condition that triggers those payments occurs and are included in the line "Other expenses" in profit or loss (see note 30).
IFRS 16:12 IFRS 16:15	As a practical expedient, IFRS 16 permits a lessee not to separate non-lease components, and instead account for any lease and associated non-lease components as a single arrangement. The Group has not used this practical expedient. For contracts that contain a lease component and one or more additional lease or non-lease components, the Group allocates the consideration in the contract to each lease component on the basis of the relative stand-alone price of the lease component and the aggregate stand-alone price of the non-lease components.
IFRS 16:89	<i>(b) The Group as lessor</i>
IFRS 16:61 IFRS 16:62	The Group enters into lease agreements as a lessor with respect to some of its investment properties. The Group also rents equipment to retailers necessary for the presentation and customer fitting and testing of footwear and equipment manufactured by the Group.
	Leases for which the Group is a lessor are classified as finance or operating leases. Whenever the terms of the lease transfer substantially all the risks and rewards of ownership to the lessee, the contract is classified as a finance lease. All other leases are classified as operating leases.
IFRS 16:B58	When the Group is an intermediate lessor, it accounts for the head lease and the sub-lease as two separate contracts. The sub-lease is classified as a finance or operating lease by reference to the right-of-use asset arising from the head lease.
IFRS 16:81 IFRS 16:83	Rental income from operating leases is recognised on a straight-line basis over the term of the relevant lease. Initial direct costs incurred in negotiating and arranging an operating lease are added to the carrying amount of the leased asset and recognised on a straight-line basis over the lease term.
IFRS 16:67 IFRS 16:75	Amounts due from lessees under finance leases are recognised as receivables at the amount of the Group's net investment in the leases. Finance lease income is allocated to accounting periods so as to reflect a constant periodic rate of return on the Group's net investment outstanding in respect of the leases.
	Subsequent to initial recognition, the Group regularly reviews the estimated unguaranteed residual value and applies the impairment requirements of IFRS 9, recognising an allowance for expected credit losses on the lease receivables.
	Finance lease income is calculated with reference to the gross carrying amount of the lease receivables, except for credit-impaired financial assets for which interest income is calculated with reference to their amortised cost (i.e. after a deduction of the loss allowance).
IFRS 16:17	When a contract includes both lease and non-lease components, the Group applies IFRS 15 to allocate the consideration under the contract to each component.
	<p>Foreign currencies</p> <p>In preparing the financial statements of the Group entities, transactions in currencies other than the entity's functional currency (foreign currencies) are recognised at the rates of exchange prevailing on the dates of the transactions. At each reporting date, monetary assets and liabilities that are denominated in foreign currencies</p>



Source

International GAAP Holdings Limited

are retranslated at the rates prevailing at that date. Non-monetary items carried at fair value that are denominated in foreign currencies are translated at the rates prevailing at the date when the fair value was determined. Non-monetary items that are measured in terms of historical cost in a foreign currency are not retranslated.

Exchange differences are recognised in profit or loss in the period in which they arise except for:

- Exchange differences on foreign currency borrowings relating to assets under construction for future productive use, which are included in the cost of those assets when they are regarded as an adjustment to interest costs on those foreign currency borrowings
- Exchange differences on transactions entered into to hedge certain foreign currency risks (see below under financial instruments/hedge accounting)
- Exchange differences on monetary items receivable from or payable to a foreign operation for which settlement is neither planned nor likely to occur in the foreseeable future (therefore forming part of the net investment in the foreign operation), which are recognised initially in other comprehensive income and reclassified from equity to profit or loss on disposal or partial disposal of the net investment

For the purpose of presenting consolidated financial statements, the assets and liabilities of the Group's foreign operations are translated at exchange rates prevailing on the reporting date. Income and expense items are translated at the average exchange rates for the period, unless exchange rates fluctuate significantly during that period, in which case the exchange rates at the date of transactions are used. Exchange differences arising, if any, are recognised in other comprehensive income and accumulated in a foreign exchange translation reserve (attributed to non-controlling interests as appropriate).

On the disposal of a foreign operation (i.e. a disposal of the Group's entire interest in a foreign operation, or a disposal involving loss of control over a subsidiary that includes a foreign operation or a partial disposal of an interest in a joint arrangement or an associate that includes a foreign operation of which the retained interest becomes a financial asset), all of the exchange differences accumulated in a foreign exchange translation reserve in respect of that operation attributable to the owners of the Company are reclassified to profit or loss.

In addition, in relation to a partial disposal of a subsidiary that includes a foreign operation that does not result in the Group losing control over the subsidiary, the proportionate share of accumulated exchange differences are re-attributed to non-controlling interests and are not recognised in profit or loss. For all other partial disposals (i.e. partial disposals of associates or joint arrangements that do not result in the Group losing significant influence or joint control), the proportionate share of the accumulated exchange differences is reclassified to profit or loss.

Goodwill and fair value adjustments arising on the acquisition of a foreign entity are treated as assets and liabilities of the foreign entity and translated at the closing rate. Exchange differences arising are recognised in other comprehensive income.



Borrowing costs

Borrowing costs directly attributable to the acquisition, construction or production of qualifying assets, which are assets that necessarily take a substantial period of time to get ready for their intended use or sale, are added to the cost of those assets, until such time as the assets are substantially ready for their intended use or sale.

To the extent that variable rate borrowings are used to finance a qualifying asset and are hedged in an effective cash flow hedge of interest rate risk, the effective portion of the derivative is recognised in other comprehensive income and reclassified to profit or loss when the qualifying asset affects profit or loss. To the extent that fixed rate borrowings are used to finance a qualifying asset and are hedged in an effective fair value hedge of interest rate risk, the capitalised borrowing costs reflect the hedged interest rate.

Investment income earned on the temporary investment of specific borrowings pending their expenditure on qualifying assets is deducted from the borrowing costs eligible for capitalisation.

All other borrowing costs are recognised in profit or loss in the period in which they are incurred.

IAS 20:39(a)



Government grants

Government grants are not recognised until there is reasonable assurance that the Group will comply with the conditions attaching to them and that the grants will be received.

Source

International GAAP Holdings Limited

Government grants are recognised in profit or loss on a systematic basis over the periods in which the Group recognises as expenses the related costs for which the grants are intended to compensate. Specifically, government grants whose primary condition is that the Group should purchase, construct or otherwise acquire non-current assets (including property, plant and equipment) are recognised as deferred income in the consolidated statement of financial position and transferred to profit or loss on a systematic and rational basis over the useful lives of the related assets.

Government grants that are receivable as compensation for expenses or losses already incurred or for the purpose of giving immediate financial support to the Group with no future related costs are recognised in profit or loss in the period in which they become receivable.

The benefit of a government loan at a below-market rate of interest is treated as a government grant, measured as the difference between proceeds received and the fair value of the loan based on prevailing market interest rates.

Commentary:

Governments may be providing support to entities through programmes that do not result in recognition of income in the financial statements of the participating entities.

For example, certain governments are offering short-term debt facilities, sometimes in the form of commercial paper, to support liquidity of entities that were financially sound before the COVID-19 pandemic. To the extent that the interest rate paid by the borrower and other terms of the debt instruments reflect market conditions, the borrowing does not include a government grant that requires recognition in the financial statements. Nevertheless, such support is considered government assistance under IAS 20.

Entities will need to consider if the significance of the benefit received is such that disclosure of the nature, extent and duration of the assistance is necessary in order to avoid the financial statements from being misleading.

**Retirement and termination benefit costs**

Payments to defined contribution retirement benefit plans are recognised as an expense when employees have rendered service entitling them to the contributions. Payments made to state-managed retirement benefit plans are accounted for as payments to defined contribution plans where the Group's obligations under the plans are equivalent to those arising in a defined contribution retirement benefit plan.

For defined benefit retirement benefit plans, the cost of providing benefits is determined using the projected unit credit method, with actuarial valuations being carried out at the end of each annual reporting period. Remeasurements comprising actuarial gains and losses, the effect of the asset ceiling (if applicable) and the return on plan assets (excluding interest) are recognised immediately in the statement of financial position with a charge or credit to other comprehensive income in the period in which they occur. Remeasurements recognised in other comprehensive income are not reclassified. Past service cost is recognised in profit or loss when the plan amendment or curtailment occurs, or when the Group recognises related restructuring costs or termination benefits, if earlier. Gains or losses on settlement of a defined benefit plan are recognised when the settlement occurs. Net interest is calculated by applying a discount rate to the net defined benefit liability or asset. Defined benefit costs are split into three categories:

- Service costs, which includes current service cost, past service cost and gains and losses on curtailments and settlements
- Net interest expense or income
- Remeasurements

The Group recognises service costs within profit or loss as cost of sales and administrative expenses (see note 58).

Net interest expense or income is recognised within finance costs (see note 11).

The retirement benefit obligation recognised in the consolidated statement of financial position represents the deficit or surplus in the Group's defined benefit plans. Any surplus resulting from this calculation is limited to the present value of any economic benefits available in the form of refunds from the plans or reductions in future contributions to the plans.

Source

International GAAP Holdings Limited

[If applicable include alternative explanation about rights to refunds: The Trust Deed provides International GAAP Holdings Limited with an unconditional right to a refund of surplus assets assuming the full settlement of plan liabilities in the event of a plan wind-up. Furthermore, in the ordinary course of business the Trustee has no rights to unilaterally wind up, or otherwise augment the benefits due to members of, the plan. Based on these rights, any net surplus in the plan is recognised in full.]

A liability for a termination benefit is recognised at the earlier of when the entity can no longer withdraw the offer of the termination benefit and when the entity recognises any related restructuring costs.

Discretionary contributions made by employees or third parties reduce service cost upon payment of these contributions to the plan.

When the formal terms of the plans specify that there will be contributions from employees or third parties, the accounting treatment depends on whether the contributions are linked to service, as follows:

- If the contributions are not linked to services (e.g. contributions are required to reduce a deficit arising from losses on plan assets or from actuarial losses), they are reflected in the remeasurement of the net defined benefit liability (asset)
- If contributions are linked to services, they reduce service costs. For the amount of contribution that is dependent on the number of years of service, the entity reduces service cost by attributing the contributions to periods of service using the attribution method required by IAS 19:70 for the gross benefits. For the amount of contribution that is independent of the number of years of service, the entity *[reduces service cost in the period in which the related service is rendered/reduces service cost by attributing contributions to the employees' periods of service in accordance with IAS 19:70]*

Short-term and other long-term employee benefits

A liability is recognised for benefits accruing to employees in respect of wages and salaries, annual leave and sick leave in the period the related service is rendered at the undiscounted amount of the benefits expected to be paid in exchange for that service.

Liabilities recognised in respect of short-term employee benefits are measured at the undiscounted amount of the benefits expected to be paid in exchange for the related service.

Liabilities recognised in respect of other long-term employee benefits are measured at the present value of the estimated future cash outflows expected to be made by the Group in respect of services provided by employees up to the reporting date.

Taxation

The income tax expense represents the sum of the tax currently payable and deferred tax.

Current tax

The tax currently payable is based on taxable profit for the year. Taxable profit differs from net profit as reported in profit or loss because it excludes items of income or expense that are taxable or deductible in other years and it further excludes items that are never taxable or deductible. The Group's liability for current tax is calculated using tax rates that have been enacted or substantively enacted by the end of the reporting period.

A provision is recognised for those matters for which the tax determination is uncertain but it is considered probable that there will be a future outflow of funds to a tax authority. The provisions are measured at the best estimate of the amount expected to become payable. The assessment is based on the judgement of tax professionals within the Company supported by previous experience in respect of such activities and in certain cases based on specialist independent tax advice.

*Deferred tax*

Deferred tax is the tax expected to be payable or recoverable on differences between the carrying amounts of assets and liabilities in the financial statements and the corresponding tax bases used in the computation of taxable profit, and is accounted for using the liability method. Deferred tax liabilities are generally recognised for all taxable temporary differences and deferred tax assets are recognised to the extent that it is probable that taxable profits will be available against which deductible temporary differences can be utilised. Such assets and liabilities are not recognised if the temporary difference arises from the initial recognition (other than in a business combination) of other assets and liabilities in a transaction that affects neither the taxable profit nor the accounting profit. In addition, a deferred tax liability is not recognised if the temporary difference arises from the initial recognition of goodwill.

Deferred tax liabilities are recognised for taxable temporary differences arising on investments in subsidiaries and associates, and interests in joint ventures, except where the Group is able to control the reversal of the temporary difference and it is probable that the temporary difference will not reverse in the foreseeable future. Deferred tax assets arising from deductible temporary differences associated with such investments and interests are only recognised to the extent that it is probable that there will be sufficient taxable profits against which to utilise the benefits of the temporary differences and they are expected to reverse in the foreseeable future.

The carrying amount of deferred tax assets is reviewed at each reporting date and reduced to the extent that it is no longer probable that sufficient taxable profits will be available to allow all or part of the asset to be recovered.

Deferred tax is calculated at the tax rates that are expected to apply in the period when the liability is settled or the asset is realised based on tax laws and rates that have been enacted or substantively enacted at the reporting date.

The measurement of deferred tax liabilities and assets reflects the tax consequences that would follow from the manner in which the Group expects, at the end of the reporting period, to recover or settle the carrying amount of its assets and liabilities.

For the purposes of measuring deferred tax liabilities and deferred tax assets for investment properties that are measured using the fair value model, the carrying amounts of such properties are presumed to be recovered entirely through sale, unless the presumption is rebutted. The presumption is rebutted when the investment property is depreciable and is held within a business model whose objective is to consume substantially all of the economic benefits embodied in the investment property over time, rather than through sale. The directors reviewed the Group's investment property portfolios and concluded that none of the Group's investment properties are held under a business model whose objective is to consume substantially all of the economic benefits embodied in the investment properties over time, rather than through sale. Therefore, the directors have determined that the 'sale' presumption set out in the amendments to IAS 12 is not rebutted. As a result, the Group has not recognised any deferred taxes on changes in fair value of the investment properties as the Group is not subject to any income taxes on the fair value changes of the investment properties on disposal.

Deferred tax assets and liabilities are offset when there is a legally enforceable right to offset current tax assets against current tax liabilities and when they relate to income taxes levied by the same taxation authority and the Group intends to settle its current tax assets and liabilities on a net basis.

Current tax and deferred tax for the year

Current and deferred tax are recognised in profit or loss, except when they relate to items that are recognised in other comprehensive income or directly in equity, in which case the current and deferred tax are also recognised in other comprehensive income or directly in equity respectively. Where current tax or deferred tax arises from the initial accounting for a business combination, the tax effect is included in the accounting for the business combination.

IAS 16:73(a)-(c)

Property, plant and equipment

Land and buildings held for use in the production or supply of goods or services for rental to others (excluding investment properties), or for administrative purposes, are stated in the statement of financial position at their revalued amounts, being the fair value at the date of revaluation, less any accumulated depreciation and accumulated impairment losses. Revaluations are performed with sufficient regularity such that the carrying amount does not differ materially from that which would be determined using fair values at the reporting date.

Source International GAAP Holdings Limited

Any revaluation increase arising on the revaluation of such land and buildings is credited to the properties revaluation reserve, except to the extent that it reverses a revaluation decrease for the same asset previously recognised as an expense, in which case the increase is credited to profit or loss to the extent of the decrease previously expensed. A decrease in carrying amount arising on the revaluation of such land and buildings is charged as an expense to the extent that it exceeds the balance, if any, held in the properties revaluation reserve relating to a previous revaluation of that asset.

Depreciation on revalued buildings is recognised in profit or loss. On the subsequent sale or retirement of a revalued property, the attributable revaluation surplus remaining in the properties revaluation reserve is transferred directly to retained earnings.

Properties in the course of construction for production, supply or administrative purposes, or for purposes not yet determined, are carried at cost, less any recognised impairment loss. Cost includes professional fees and, for qualifying assets, borrowing costs capitalised in accordance with the Group's accounting policy. Depreciation of these assets, determined on the same basis as other property assets, commences when the assets are ready for their intended use.

Freehold land is not depreciated.

Plant, machinery, fixtures and fittings are stated at cost less accumulated depreciation and accumulated impairment loss.

Depreciation is recognised so as to write off the cost or valuation of assets (other than freehold land and properties under construction) less their residual values over their useful lives, using the straight-line method, on the following bases:

Buildings	4 per cent per annum
Plant and machinery	10 per cent - 25 per cent per annum
Fixtures and fittings	10 per cent - 30 per cent per annum



The estimated useful lives, residual values and depreciation method are reviewed at the end of each reporting period, with the effect of any changes in estimate accounted for on a prospective basis.

Right-of-use assets are depreciated over the shorter period of the lease term and the useful life of the underlying asset. If a lease transfers ownership of the underlying asset or the cost of the right-of-use asset reflects that the Group expects to exercise a purchase option, the related right-of-use asset is depreciated over the useful life of the underlying asset.

An item of property, plant and equipment is derecognised upon disposal or when no future economic benefits are expected to arise from the continued use of the asset. The gain or loss arising on the disposal or retirement of an asset is determined as the difference between the sales proceeds and the carrying amount of the asset and is recognised in profit or loss.

Commentary:

Provide additional explanation if the Group has elected to use fair value or a previous revaluation as deemed cost on transition to IFRS Standards.

IAS 40:75(a)



Investment property

Investment property, which is property held to earn rentals and/or for capital appreciation (including property under construction for such purposes), is measured initially at cost, including transaction costs. Subsequent to initial recognition, investment property is measured at fair value. Gains or losses arising from changes in the fair value of investment property are included in profit or loss in the period in which they arise.

An investment property is derecognised upon disposal or when the investment property is permanently withdrawn from use and no future economic benefits are expected from the disposal. Any gain or loss arising on derecognition of the property (calculated as the difference between the net disposal proceeds and the carrying amount of the asset) is included in profit or loss in the period in which the property is derecognised.

Source	International GAAP Holdings Limited
	<p>Commentary: <i>A Group that elects to use the cost model for investment property (not illustrated in these model financial statements) should disclose an appropriate policy and make reference, if relevant, to the use of the elections to use fair value or previous revaluations as deemed cost on transition.</i></p>
IAS 38:118(a)	<p>Intangible assets acquired separately</p> <p>Intangible assets with finite useful lives that are acquired separately are carried at cost less accumulated amortisation and accumulated impairment losses. Amortisation is recognised on a straight-line basis over their estimated useful lives which are disclosed in note 17. The estimated useful life and amortisation method are reviewed at the end of each reporting period, with the effect of any changes in estimate being accounted for on a prospective basis. Intangible assets with indefinite useful lives that are acquired separately are carried at cost less accumulated impairment losses.</p>
IAS 38:118(b)	<p>Internally-generated intangible assets – research and development expenditure</p> <p>Expenditure on research activities is recognised as an expense in the period in which it is incurred.</p> <p>An internally-generated intangible asset arising from development (or from the development phase of an internal project) is recognised if, and only if, all of the following conditions have been demonstrated:</p> <ul style="list-style-type: none"> • The technical feasibility of completing the intangible asset so that it will be available for use or sale • The intention to complete the intangible asset and use or sell it • The ability to use or sell the intangible asset • How the intangible asset will generate probable future economic benefits • The availability of adequate technical, financial and other resources to complete the development and to use or sell the intangible asset • The ability to measure reliably the expenditure attributable to the intangible asset during its development <p>The amount initially recognised for internally-generated intangible assets is the sum of the expenditure incurred from the date when the intangible asset first meets the recognition criteria listed above. Where no internally-generated intangible asset can be recognised, development expenditure is recognised in profit or loss in the period in which it is incurred.</p> <p>Subsequent to initial recognition, internally-generated intangible assets are reported at cost less accumulated amortisation and accumulated impairment losses, on the same basis as intangible assets that are acquired separately.</p>
IAS 38:118(b)	<p>Intangible assets acquired in a business combination</p> <p>Intangible assets acquired in a business combination and recognised separately from goodwill are recognised initially at their fair value at the acquisition date (which is regarded as their cost).</p> <p>Subsequent to initial recognition, intangible assets acquired in a business combination are reported at cost less accumulated amortisation and accumulated impairment losses, on the same basis as intangible assets that are acquired separately.</p> <p>Derecognition of intangible assets</p> <p>An intangible asset is derecognised on disposal, or when no future economic benefits are expected from use or disposal. Gains or losses arising from derecognition of an intangible asset, measured as the difference between the net disposal proceeds and the carrying amount of the asset, are recognised in profit or loss when the asset is derecognised.</p>

Source

International GAAP Holdings Limited



Patents and trademarks

Patents and trademarks are measured initially at purchase cost and are amortised on a straight-line basis over their estimated useful lives.

Impairment of property, plant and equipment and intangible assets excluding goodwill

At each reporting date, the Group reviews the carrying amounts of its property, plant and equipment and intangible assets to determine whether there is any indication that those assets have suffered an impairment loss. If any such indication exists, the recoverable amount of the asset is estimated to determine the extent of the impairment loss (if any). Where the asset does not generate cash flows that are independent from other assets, the Group estimates the recoverable amount of the cash-generating unit to which the asset belongs. When a reasonable and consistent basis of allocation can be identified, corporate assets are also allocated to individual cash-generating units, or otherwise they are allocated to the smallest group of cash-generating units for which a reasonable and consistent allocation basis can be identified.

Intangible assets with an indefinite useful life are tested for impairment at least annually and whenever there is an indication at the end of a reporting period that the asset may be impaired.

Recoverable amount is the higher of fair value less costs of disposal and value in use. In assessing value in use, the estimated future cash flows are discounted to their present value using a pre-tax discount rate that reflects current market assessments of the time value of money and the risks specific to the asset for which the estimates of future cash flows have not been adjusted.

If the recoverable amount of an asset (or cash-generating unit) is estimated to be less than its carrying amount, the carrying amount of the asset (or cash-generating unit) is reduced to its recoverable amount. An impairment loss is recognised immediately in profit or loss, unless the relevant asset is carried at a revalued amount, in which case the impairment loss is treated as a revaluation decrease and to the extent that the impairment loss is greater than the related revaluation surplus, the excess impairment loss is recognised in profit or loss.

Where an impairment loss subsequently reverses, the carrying amount of the asset (or cash-generating unit) is increased to the revised estimate of its recoverable amount, but so that the increased carrying amount does not exceed the carrying amount that would have been determined had no impairment loss been recognised for the asset (or cash-generating unit) in prior years. A reversal of an impairment loss is recognised immediately in profit or loss to the extent that it eliminates the impairment loss which has been recognised for the asset in prior years. Any increase in excess of this amount is treated as a revaluation increase.

IAS 2:36(a)

Inventories

Inventories are stated at the lower of cost and net realisable value. Cost comprises direct materials and, where applicable, direct labour costs and those overheads that have been incurred in bringing the inventories to their present location and condition. Cost is calculated using the weighted average cost method. Net realisable value represents the estimated selling price less all estimated costs of completion and costs to be incurred in marketing, selling and distribution.

IFRS 7:21

Financial instruments

Financial assets and financial liabilities are recognised in the Group's statement of financial position when the Group becomes a party to the contractual provisions of the instrument.

Financial assets and financial liabilities are initially measured at fair value, except for trade receivables that do not have a significant financing component which are measured at transaction price. Transaction costs that are directly attributable to the acquisition or issue of financial assets and financial liabilities (other than financial assets and financial liabilities at fair value through profit or loss) are added to or deducted from the fair value of the financial assets or financial liabilities, as appropriate, on initial recognition. Transaction costs directly attributable to the acquisition of financial assets or financial liabilities at fair value through profit or loss are recognised immediately in profit or loss.



Source	International GAAP Holdings Limited
IFRS 7:B5(c)	<p data-bbox="308 235 483 264">Financial assets</p> <p data-bbox="308 300 1469 392">All regular way purchases or sales of financial assets are recognised and derecognised on a trade date basis. Regular way purchases or sales are purchases or sales of financial assets that require delivery of assets within the time frame established by regulation or convention in the marketplace.</p> <p data-bbox="308 412 1449 472">All recognised financial assets are measured subsequently in their entirety at either amortised cost or fair value, depending on the classification of the financial assets.</p> <p data-bbox="308 506 675 535">Classification of financial assets</p> <p data-bbox="308 555 1326 584">Debt instruments that meet the following conditions are measured subsequently at amortised cost:</p> <ul data-bbox="308 595 1469 741" style="list-style-type: none"> <li data-bbox="308 595 1453 656">• The financial asset is held within a business model whose objective is to hold financial assets in order to collect contractual cash flows <li data-bbox="308 680 1469 741">• The contractual terms of the financial asset give rise on specified dates to cash flows that are solely payments of principal and interest on the principal amount outstanding <p data-bbox="308 772 1406 833">Debt instruments that meet the following conditions are measured subsequently at fair value through other comprehensive income (FVTOCI):</p> <ul data-bbox="308 844 1469 990" style="list-style-type: none"> <li data-bbox="308 844 1437 904">• The financial asset is held within a business model whose objective is achieved by both collecting contractual cash flows and selling the financial assets <li data-bbox="308 929 1469 990">• The contractual terms of the financial asset give rise on specified dates to cash flows that are solely payments of principal and interest on the principal amount outstanding <p data-bbox="308 1021 1390 1050">By default, all other financial assets are measured subsequently at fair value through profit or loss (FVTPL).</p> <p data-bbox="308 1070 1485 1131">Despite the foregoing, the Group may make the following irrevocable election / designation at initial recognition of a financial asset:</p> <ul data-bbox="308 1142 1437 1288" style="list-style-type: none"> <li data-bbox="308 1142 1437 1202">• The Group may irrevocably elect to present subsequent changes in fair value of an equity investment in other comprehensive income if certain criteria are met (see (iii) below) <li data-bbox="308 1227 1422 1288">• The Group may irrevocably designate a debt investment that meets the amortised cost or FVTOCI criteria as measured at FVTPL if doing so eliminates or significantly reduces an accounting mismatch (see (iv) below) <p data-bbox="308 1319 759 1348"><i>(i) Amortised cost and effective interest method</i></p> <p data-bbox="308 1368 1469 1429">The effective interest method is a method of calculating the amortised cost of a debt instrument and of allocating interest income over the relevant period.</p> <p data-bbox="308 1449 1469 1697">For financial assets other than purchased or originated credit-impaired financial assets (i.e. assets that are credit-impaired on initial recognition), the effective interest rate is the rate that exactly discounts estimated future cash receipts (including all fees and points paid or received that form an integral part of the effective interest rate, transaction costs and other premiums or discounts) excluding expected credit losses, through the expected life of the debt instrument, or, where appropriate, a shorter period, to the gross carrying amount of the debt instrument on initial recognition. For purchased or originated credit-impaired financial assets, a credit-adjusted effective interest rate is calculated by discounting the estimated future cash flows, including expected credit losses, to the amortised cost of the debt instrument on initial recognition.</p> <p data-bbox="308 1718 1453 1877">The amortised cost of a financial asset is the amount at which the financial asset is measured at initial recognition minus the principal repayments, plus the cumulative amortisation using the effective interest method of any difference between that initial amount and the maturity amount, adjusted for any loss allowance. The gross carrying amount of a financial asset is the amortised cost of a financial asset before adjusting for any loss allowance.</p> <p data-bbox="308 1897 1469 2145">Interest income is recognised using the effective interest method for debt instruments measured subsequently at amortised cost and at FVTOCI. For financial assets other than purchased or originated credit-impaired financial assets, interest income is calculated by applying the effective interest rate to the gross carrying amount of a financial asset, except for financial assets that have subsequently become credit-impaired (see below). For financial assets that have subsequently become credit-impaired, interest income is recognised by applying the effective interest rate to the amortised cost of the financial asset. If, in subsequent reporting periods, the credit risk on the credit-impaired financial instrument improves so that the financial asset is no longer credit-impaired, interest income is recognised by applying the effective interest rate to the gross carrying amount of the financial asset.</p>

Source	International GAAP Holdings Limited
IFRS 7:B5(e)	<p>For purchased or originated credit-impaired financial assets, the Group recognises interest income by applying the credit-adjusted effective interest rate to the amortised cost of the financial asset from initial recognition. The calculation does not revert to the gross basis even if the credit risk of the financial asset subsequently improves so that the financial asset is no longer credit-impaired.</p> <p>Interest income is recognised in profit or loss and is included in the "finance income - interest income" line item (note 9).</p> <p><i>(ii) Debt instruments classified as at FVTOCI</i></p> <p>The corporate bonds held by the Group are classified as at FVTOCI. Fair value is determined in the manner described in note 62(a)(i). The corporate bonds are initially measured at fair value plus transaction costs. Subsequently, changes in the carrying amount of these corporate bonds as a result of foreign exchange gains and losses (see below), impairment gains or losses (see below), and interest income calculated using the effective interest method (see (i) above) are recognised in profit or loss. The amounts that are recognised in profit or loss are the same as the amounts that would have been recognised in profit or loss if these corporate bonds had been measured at amortised cost. All other changes in the carrying amount of these corporate bonds are recognised in other comprehensive income and accumulated under the heading of investments revaluation reserve. When these corporate bonds are derecognised, the cumulative gains or losses previously recognised in other comprehensive income are reclassified to profit or loss.</p> <p><i>(iii) Equity instruments designated as at FVTOCI</i></p> <p>On initial recognition, the Group may make an irrevocable election (on an instrument-by-instrument basis) to designate investments in equity instruments as at FVTOCI. Designation at FVTOCI is not permitted if the equity investment is held for trading or if it is contingent consideration recognised by an acquirer in a business combination.</p> <p>Investments in equity instruments at FVTOCI are initially measured at fair value plus transaction costs. Subsequently, they are measured at fair value with gains and losses arising from changes in fair value recognised in other comprehensive income and accumulated in the investments revaluation reserve. The cumulative gain or loss is not reclassified to profit or loss on disposal of the equity investments, instead, it is transferred to retained earnings.</p> <p>Dividends on these investments in equity instruments are recognised in profit or loss in accordance with IFRS 9, unless the dividends clearly represent a recovery of part of the cost of the investment. Dividends are included in the 'Finance income - Other' line item (note 9) in profit or loss.</p> <p>The Group designated all investments in equity instruments that are not held for trading as at FVTOCI on initial recognition (see note 24).</p> <p>A financial asset is held for trading if either:</p> <ul style="list-style-type: none"> • It has been acquired principally for the purpose of selling it in the near term • On initial recognition it is part of a portfolio of identified financial instruments that the Group manages together and has evidence of a recent actual pattern of short-term profit-taking • It is a derivative (except for a derivative that is a financial guarantee contract or a designated and effective hedging instrument) <p><i>(iv) Financial assets at FVTPL</i></p> <p>Financial assets that do not meet the criteria for being measured at amortised cost or FVTOCI (see (i) to (iii) above) are measured at FVTPL. Specifically:</p> <ul style="list-style-type: none"> • Investments in equity instruments are classified as at FVTPL, unless the Group designates an equity investment that is neither held for trading nor a contingent consideration arising from a business combination as at FVTOCI on initial recognition (see (iii) above) • Debt instruments that do not meet the amortised cost criteria or the FVTOCI criteria (see (i) and (ii) above) are classified as at FVTPL. In addition, debt instruments that meet either the amortised cost criteria or the FVTOCI criteria may be designated as at FVTPL upon initial recognition if such designation eliminates or significantly reduces a measurement or recognition inconsistency (so called 'accounting mismatch') that would arise from measuring assets or liabilities or recognising the gains and losses on them on different bases. The Group has not designated any debt instruments as at FVTPL

Source	International GAAP Holdings Limited
IFRS 7:B5(e)	<p>Financial assets at FVTPL are measured at fair value at the end of each reporting period, with any fair value gains or losses recognised in profit or loss to the extent they are not part of a designated hedging relationship (see hedge accounting policy). The net gain or loss recognised in profit or loss includes any dividend or interest earned on the financial asset and is included in the 'Other gains and losses' line item (note 10). Fair value is determined in the manner described in note 62(a)(i).</p> <p>Foreign exchange gains and losses</p> <p>The carrying amount of financial assets that are denominated in a foreign currency is determined in that foreign currency and translated at the spot rate at the end of each reporting period. Specifically:</p> <ul style="list-style-type: none"> • For financial assets measured at amortised cost that are not part of a designated hedging relationship, exchange differences are recognised in profit or loss in the 'Other gains and losses' line item (note 10) • For debt instruments measured at FVTOCI that are not part of a designated hedging relationship, exchange differences on the amortised cost of the debt instrument are recognised in profit or loss in the 'Other gains and losses' line item (note 10). As the foreign currency element recognised in profit or loss is the same as if it was measured at amortised cost, the residual foreign currency element based on the translation of the carrying amount (at fair value) is recognised in other comprehensive income in the investments revaluation reserve
IFRS 7:B5(e)	<ul style="list-style-type: none"> • For financial assets measured at FVTPL that are not part of a designated hedging relationship, exchange differences are recognised in profit or loss in the 'Other gains and losses' line item as part of the fair value gain or loss (note 10) • For equity instruments measured at FVTOCI, exchange differences are recognised in other comprehensive income in the investments revaluation reserve <p>See hedge accounting policy regarding the recognition of exchange differences where the foreign currency risk component of a financial asset is designated as a hedging instrument for a hedge of foreign currency risk.</p>
IFRS 7:35F	<p>Impairment of financial assets</p> <p>The Group recognises a loss allowance for expected credit losses on investments in debt instruments that are measured at amortised cost or at FVTOCI, lease receivables, trade receivables and contract assets, as well as on financial guarantee contracts. The amount of expected credit losses is updated at each reporting date to reflect changes in credit risk since initial recognition of the respective financial instrument.</p> <p>The Group always recognises lifetime expected credit losses (ECL) for trade receivables, contract assets and lease receivables. The expected credit losses on these financial assets are estimated using a provision matrix based on the Group's historical credit loss experience, adjusted for factors that are specific to the debtors, general economic conditions and an assessment of both the current as well as the forecast direction of conditions at the reporting date, including time value of money where appropriate.</p> <p>For all other financial instruments, the Group recognises lifetime ECL when there has been a significant increase in credit risk since initial recognition. However, if the credit risk on the financial instrument has not increased significantly since initial recognition, the Group measures the loss allowance for that financial instrument at an amount equal to 12-month ECL.</p> <p>Lifetime ECL represents the expected credit losses that will result from all possible default events over the expected life of a financial instrument. In contrast, 12-month ECL represents the portion of lifetime ECL that is expected to result from default events on a financial instrument that are possible within 12 months after the reporting date.</p>



Source	International GAAP Holdings Limited
IFRS 7:35F(a) IFRS 7:35G(b)	<p data-bbox="304 230 639 264"><i>(i) Significant increase in credit risk</i></p> <p data-bbox="304 275 1493 555">In assessing whether the credit risk on a financial instrument has increased significantly since initial recognition, the Group compares the risk of a default occurring on the financial instrument at the reporting date with the risk of a default occurring on the financial instrument at the date of initial recognition. In making this assessment, the Group considers both quantitative and qualitative information that is reasonable and supportable, including historical experience and forward-looking information that is available without undue cost or effort. Forward-looking information considered includes the future prospects of the industries in which the Group's debtors operate, obtained from economic expert reports, financial analysts, governmental bodies, relevant think-tanks and other similar organisations, as well as consideration of various external sources of actual and forecast economic information that relate to the Group's core operations.</p>
IFRS 7:35F(a) IFRS 7:35G(a)(ii)	<p data-bbox="304 566 1493 622">In particular, the following information is taken into account when assessing whether credit risk has increased significantly since initial recognition:</p> <ul data-bbox="304 633 1493 1126" style="list-style-type: none"> <li data-bbox="304 633 1493 701">• An actual or expected significant deterioration in the financial instrument's external (if available) or internal credit rating <li data-bbox="304 723 1493 813">• Significant deterioration in external market indicators of credit risk for a particular financial instrument, e.g. a significant increase in the credit spread, the credit default swap prices for the debtor, or the length of time or the extent to which the fair value of a financial asset has been less than its amortised cost <li data-bbox="304 835 1493 902">• Existing or forecast adverse changes in business, financial or economic conditions that are expected to cause a significant decrease in the debtor's ability to meet its debt obligations <li data-bbox="304 925 1493 969">• An actual or expected significant deterioration in the operating results of the debtor <li data-bbox="304 992 1493 1037">• Significant increases in credit risk on other financial instruments of the same debtor <li data-bbox="304 1059 1493 1126">• An actual or expected significant adverse change in the regulatory, economic, or technological environment of the debtor that results in a significant decrease in the debtor's ability to meet its debt obligations <p data-bbox="304 1149 1493 1238">Irrespective of the outcome of the above assessment, the Group presumes that the credit risk on a financial asset has increased significantly since initial recognition when contractual payments are more than 30 days past due, unless the Group has reasonable and supportable information that demonstrates otherwise.</p> <p data-bbox="304 1249 1493 1339">Despite the foregoing, the Group assumes that the credit risk on a financial instrument has not increased significantly since initial recognition if the financial instrument is determined to have low credit risk at the reporting date. A financial instrument is determined to have low credit risk if:</p> <ul data-bbox="304 1350 1493 1552" style="list-style-type: none"> <li data-bbox="304 1350 1493 1395">• The financial instrument has a low risk of default <li data-bbox="304 1417 1493 1462">• The debtor has a strong capacity to meet its contractual cash flow obligations in the near term <li data-bbox="304 1485 1493 1552">• Adverse changes in economic and business conditions in the longer term may, but will not necessarily, reduce the ability of the borrower to fulfil its contractual cash flow obligations
IFRS 7:35F(a)(i)	<p data-bbox="304 1585 1493 1697">The Group considers a financial asset to have low credit risk when the asset has external credit rating of 'investment grade' in accordance with the globally understood definition or if an external rating is not available, the asset has an internal rating of 'performing'. Performing means that the counterparty has a strong financial position and there are no past due amounts.</p> <p data-bbox="304 1709 1493 1865">For financial guarantee contracts, the date that the Group becomes a party to the irrevocable commitment is considered to be the date of initial recognition for the purposes of assessing the financial instrument for impairment. In assessing whether there has been a significant increase in the credit risk since initial recognition of a financial guarantee contract, the Group considers the changes in the risk that the specified debtor will default on the contract.</p> <p data-bbox="304 1877 1493 1977">The Group regularly monitors the effectiveness of the criteria used to identify whether there has been a significant increase in credit risk and revises them as appropriate to ensure that the criteria are capable of identifying significant increase in credit risk before the amount becomes past due.</p>

Source	International GAAP Holdings Limited
IFRS 7:35F(b) 	<p data-bbox="308 237 531 266"><i>(ii) Definition of default</i></p> <p data-bbox="308 286 1481 376">The Group considers the following as constituting an event of default for internal credit risk management purposes as historical experience indicates that financial assets that meet either of the following criteria are generally not recoverable:</p> <ul data-bbox="308 398 1481 521" style="list-style-type: none"> <li data-bbox="308 398 935 427">• When there is a breach of financial covenants by the debtor <li data-bbox="308 461 1481 521">• Information developed internally or obtained from external sources indicates that the debtor is unlikely to pay its creditors, including the Group, in full (without taking into account any collateral held by the Group) <p data-bbox="308 555 1481 651">Irrespective of the above analysis, the Group considers that default has occurred when a financial asset is more than 90 days past due unless the Group has reasonable and supportable information to demonstrate that a more lagging default criterion is more appropriate.</p>
IFRS 7:35F(d) IFRS 7:35G(a)(iii)	<p data-bbox="308 685 647 714"><i>(iii) Credit-impaired financial assets</i></p> <p data-bbox="308 734 1481 824">A financial asset is credit-impaired when one or more events that have a detrimental impact on the estimated future cash flows of that financial asset have occurred. Evidence that a financial asset is credit-impaired includes observable data about the following events:</p> <ul data-bbox="308 846 1481 1137" style="list-style-type: none"> <li data-bbox="308 846 919 875">• Significant financial difficulty of the issuer or the borrower <li data-bbox="308 898 1054 927">• A breach of contract, such as a default or past due event (see (ii) above) <li data-bbox="308 958 1481 1019">• The lender(s) of the borrower, for economic or contractual reasons relating to the borrower's financial difficulty, having granted to the borrower a concession(s) that the lender(s) would not otherwise consider <li data-bbox="308 1050 1310 1079">• It is becoming probable that the borrower will enter bankruptcy or other financial reorganisation <li data-bbox="308 1111 1273 1140">• The disappearance of an active market for that financial asset because of financial difficulties
IFRS 7:35F(e)	<p data-bbox="308 1167 488 1196"><i>(iv) Write-off policy</i></p> <p data-bbox="308 1216 1481 1406">The Group writes off a financial asset when there is information indicating that the debtor is in severe financial difficulty and there is no realistic prospect of recovery, e.g. when the debtor has been placed under liquidation or has entered into bankruptcy proceedings, or in the case of trade receivables, when the amounts are over two years past due, whichever occurs sooner. Financial assets written off may still be subject to enforcement activities under the Group's recovery procedures, taking into account legal advice where appropriate. Any recoveries made are recognised in profit or loss.</p>
IFRS 7:35G(a) 	<p data-bbox="308 1435 860 1464"><i>(v) Measurement and recognition of expected credit losses</i></p> <p data-bbox="308 1485 1481 1742">The measurement of expected credit losses is a function of the probability of default, loss given default (i.e. the magnitude of the loss if there is a default) and the exposure at default. The assessment of the probability of default and loss given default is based on historical data adjusted by forward-looking information as described above. As for the exposure at default, for financial assets, this is represented by the assets' gross carrying amount at the reporting date; for financial guarantee contracts, the exposure includes the amount of guaranteed debt that has been drawn down as at the reporting date, together with any additional guaranteed amounts expected to be drawn down by the borrower in the future by default date determined based on historical trend, the Group's understanding of the specific future financing needs of the debtors, and other relevant forward-looking information.</p> <p data-bbox="308 1765 1481 1910">For financial assets, the expected credit loss is estimated as the difference between all contractual cash flows that are due to the Group in accordance with the contract and all the cash flows that the Group expects to receive, discounted at the original effective interest rate. For a lease receivable, the cash flows used for determining the expected credit losses is consistent with the cash flows used in measuring the lease receivable in accordance with IFRS 16.</p> <p data-bbox="308 1933 1481 2056">For a financial guarantee contract, as the Group is required to make payments only in the event of a default by the debtor in accordance with the terms of the instrument that is guaranteed, the expected loss allowance is the expected payments to reimburse the holder for a credit loss that it incurs less any amounts that the Group expects to receive from the holder, the debtor or any other party.</p>

Source

International GAAP Holdings Limited



If the Group has measured the loss allowance for a financial instrument at an amount equal to lifetime ECL in the previous reporting period, but determines at the current reporting date that the conditions for lifetime ECL are no longer met, the Group measures the loss allowance at an amount equal to 12-month ECL at the current reporting date, except for assets for which the simplified approach was used.

The Group recognises an impairment gain or loss in profit or loss for all financial instruments with a corresponding adjustment to their carrying amount through a loss allowance account, except for investments in debt instruments that are measured at FVTOCI, for which the loss allowance is recognised in other comprehensive income and accumulated in the investment revaluation reserve, and does not reduce the carrying amount of the financial asset in the statement of financial position.

Derecognition of financial assets

The Group derecognises a financial asset only when the contractual rights to the cash flows from the asset expire, or when it transfers the financial asset and substantially all the risks and rewards of ownership of the asset to another entity. If the Group neither transfers nor retains substantially all the risks and rewards of ownership and continues to control the transferred asset, the Group recognises its retained interest in the asset and an associated liability for amounts it may have to pay. If the Group retains substantially all the risks and rewards of ownership of a transferred financial asset, the Group continues to recognise the financial asset and also recognises a collateralised borrowing for the proceeds received.

On derecognition of a financial asset measured at amortised cost, the difference between the asset's carrying amount and the sum of the consideration received and receivable is recognised in profit or loss. In addition, on derecognition of an investment in a debt instrument classified as at FVTOCI, the cumulative gain or loss previously accumulated in the investments revaluation reserve is reclassified to profit or loss. In contrast, on derecognition of an investment in an equity instrument which the Group has elected on initial recognition to measure at FVTOCI, the cumulative gain or loss previously accumulated in the investments revaluation reserve is not reclassified to profit or loss, but is transferred to retained earnings.

Financial liabilities and equity

Classification as debt or equity

Debt and equity instruments are classified as either financial liabilities or as equity in accordance with the substance of the contractual arrangements and the definitions of a financial liability and an equity instrument.

Equity instruments

An equity instrument is any contract that evidences a residual interest in the assets of an entity after deducting all of its liabilities. Equity instruments issued by the Group are recognised at the proceeds received, net of direct issue costs.

Repurchase of the Company's own equity instruments is recognised and deducted directly in equity. No gain or loss is recognised in profit or loss on the purchase, sale, issue or cancellation of the Company's own equity instruments.

Compound instruments

The component parts of convertible loan notes issued by the Group are classified separately as financial liabilities and equity in accordance with the substance of the contractual arrangements and the definitions of a financial liability and an equity instrument. A conversion option that will be settled by the exchange of a fixed amount of cash or another financial asset for a fixed number of the Company's own equity instruments is an equity instrument.

At the date of issue, the fair value of the liability component is estimated using the prevailing market interest rate for a similar non-convertible instrument. This amount is recorded as a liability on an amortised cost basis using the effective interest method until extinguished upon conversion or at the instrument's maturity date.

The conversion option classified as equity is determined by deducting the amount of the liability component from the fair value of the compound instrument as a whole. This is recognised and included in equity, net of income tax effects, and is not subsequently remeasured. In addition, the conversion option classified as equity will remain in equity until the conversion option is exercised, in which case the balance recognised in equity will be transferred to [share premium/other equity [describe]]. Where the conversion option remains unexercised at the maturity date of the convertible loan note, the balance recognised in equity will be transferred to [retained earnings/other equity [describe]]. No gain or loss is recognised in profit or loss upon conversion or expiration of the conversion option.

Source	International GAAP Holdings Limited
IFRS 7:B5(e)	<p>Transaction costs that relate to the issue of the convertible loan notes are allocated to the liability and equity components in proportion to the allocation of the gross proceeds. Transaction costs relating to the equity component are recognised directly in equity. Transaction costs relating to the liability component are included in the carrying amount of the liability component and are amortised over the lives of the convertible loan notes using the effective interest method.</p> <p><i>Financial liabilities</i></p> <p>All financial liabilities are measured subsequently at amortised cost using the effective interest method or at FVTPL. However, financial liabilities that arise when a transfer of a financial asset does not qualify for derecognition or when the continuing involvement approach applies, and financial guarantee contracts issued by the Group, are measured in accordance with the specific accounting policies set out below.</p> <p><i>Financial liabilities at FVTPL</i></p> <p>Financial liabilities are classified as at FVTPL when the financial liability is (i) contingent consideration of an acquirer in a business combination, (ii) held for trading or (iii) it is designated as at FVTPL.</p> <p>A financial liability is classified as held for trading if either:</p> <ul style="list-style-type: none"> • It has been acquired principally for the purpose of repurchasing it in the near term • On initial recognition it is part of a portfolio of identified financial instruments that the Group manages together and has a recent actual pattern of short-term profit-taking • It is a derivative, except for a derivative that is a financial guarantee contract or a designated and effective hedging instrument <p>A financial liability other than a financial liability held for trading or contingent consideration of an acquirer in a business combination may be designated as at FVTPL upon initial recognition if either:</p> <ul style="list-style-type: none"> • Such designation eliminates or significantly reduces a measurement or recognition inconsistency that would otherwise arise • The financial liability forms part of a group of financial assets or financial liabilities or both, which is managed and its performance is evaluated on a fair value basis, in accordance with the Group's documented risk management or investment strategy, and information about the grouping is provided internally on that basis • It forms part of a contract containing one or more embedded derivatives, and IFRS 9 permits the entire combined contract to be designated as at FVTPL <p>Financial liabilities at FVTPL are measured at fair value, with any gains or losses arising on changes in fair value recognised in profit or loss to the extent that they are not part of a designated hedging relationship (see Hedge accounting policy). The net gain or loss recognised in profit or loss incorporates any interest paid on the financial liability and is included in the 'Other gains and losses' line item (note 10) in profit or loss.</p> <p>However, for financial liabilities that are designated as at FVTPL, the amount of change in the fair value of the financial liability that is attributable to changes in the credit risk of that liability is recognised in other comprehensive income, unless the recognition of the effects of changes in the liability's credit risk in other comprehensive income would create or enlarge an accounting mismatch in profit or loss. The remaining amount of change in the fair value of liability is recognised in profit or loss. Changes in fair value attributable to a financial liability's credit risk that are recognised in other comprehensive income are not subsequently reclassified to profit or loss; instead, they are transferred to retained earnings upon derecognition of the financial liability.</p> <p>Gains or losses on financial guarantee contracts issued by the Group that are designated by the Group as at FVTPL are recognised in profit or loss.</p> <p>Fair value is determined in the manner described in note 62(a)(i).</p> <p><i>Financial liabilities measured subsequently at amortised cost</i></p> <p>Financial liabilities that are not (i) contingent consideration of an acquirer in a business combination, (ii) held-for-trading, or (iii) designated as at FVTPL, are measured subsequently at amortised cost using the effective interest method.</p>

Source

International GAAP Holdings Limited

The effective interest method is a method of calculating the amortised cost of a financial liability and of allocating interest expense over the relevant period. The effective interest rate is the rate that exactly discounts estimated future cash payments (including all fees and points paid or received that form an integral part of the effective interest rate, transaction costs and other premiums or discounts) through the expected life of the financial liability, or (where appropriate) a shorter period, to the amortised cost of a financial liability.

Financial guarantee contract liabilities

A financial guarantee contract is a contract that requires the issuer to make specified payments to reimburse the holder for a loss it incurs because a specified debtor fails to make payments when due in accordance with the terms of a debt instrument.

Financial guarantee contract liabilities are measured initially at their fair values and, if not designated as at FVTPL and do not arise from a transfer of an asset, are measured subsequently at the higher of:

- The amount of the loss allowance determined in accordance with IFRS 9 (see financial assets above)
- The amount recognised initially less, where appropriate, cumulative amortisation recognised in accordance with the revenue recognition policies set out above

Foreign exchange gains and losses

For financial liabilities that are denominated in a foreign currency and are measured at amortised cost at the end of each reporting period, the foreign exchange gains and losses are determined based on the amortised cost of the instruments. These foreign exchange gains and losses are recognised in the 'Other gains and losses' line item in profit or loss (note 10) for financial liabilities that are not part of a designated hedging relationship. For those which are designated as a hedging instrument for a hedge of foreign currency risk foreign exchange gains and losses are recognised in other comprehensive income and accumulated in a separate component of equity.

The fair value of financial liabilities denominated in a foreign currency is determined in that foreign currency and translated at the spot rate at the end of the reporting period. For financial liabilities that are measured as at FVTPL, the foreign exchange component forms part of the fair value gains or losses and is recognised in profit or loss for financial liabilities that are not part of a designated hedging relationship.

Derecognition of financial liabilities

The Group derecognises financial liabilities when, and only when, the Group's obligations are discharged, cancelled or have expired. The difference between the carrying amount of the financial liability derecognised and the consideration paid and payable is recognised in profit or loss.

When the Group exchanges with the existing lender one debt instrument into another one with substantially different terms, such exchange is accounted for as an extinguishment of the original financial liability and the recognition of a new financial liability. Similarly, the Group accounts for substantial modification of terms of an existing liability or part of it as an extinguishment of the original financial liability and the recognition of a new liability. It is assumed that the terms are substantially different if the discounted present value of the cash flows under the new terms, including any fees paid net of any fees received and discounted using the original effective interest rate is at least 10 per cent different from the discounted present value of the remaining cash flows of the original financial liability. If the modification is not substantial, the difference between: (1) the carrying amount of the liability before the modification; and (2) the present value of the cash flows after modification is recognised in profit or loss as the modification gain or loss within other gains and losses.

IFRS 7:21

Derivative financial instruments

The Group enters into a variety of derivative financial instruments to manage its exposure to interest rate and foreign exchange rate risks, including foreign exchange forward contracts, options and interest rate swaps. Further details of derivative financial instruments are disclosed in notes 34 and 62(c).

Derivatives are recognised initially at fair value at the date a derivative contract is entered into and are subsequently remeasured to their fair value at each reporting date. The resulting gain or loss is recognised in profit or loss immediately unless the derivative is designated and effective as a hedging instrument, in which event the timing of the recognition in profit or loss depends on the nature of the hedge relationship.

Source	International GAAP Holdings Limited
IFRS 7:21	<p>A derivative with a positive fair value is recognised as a financial asset whereas a derivative with a negative fair value is recognised as a financial liability. Derivatives are not offset in the financial statements unless the Group has both a legally enforceable right and intention to offset. The impact of the master netting agreements on the Group's financial position is disclosed in note 34. A derivative is presented as a non-current asset or a non-current liability if the remaining maturity of the instrument is more than 12 months and it is not due to be realised or settled within 12 months. Other derivatives are presented as current assets or current liabilities.</p> <p><i>Embedded derivatives</i></p> <p>An embedded derivative is a component of a hybrid contract that also includes a non-derivative host – with the effect that some of the cash flows of the combined instrument vary in a way similar to a stand-alone derivative.</p> <p>Derivatives embedded in hybrid contracts with a financial asset host within the scope of IFRS 9 are not separated. The entire hybrid contract is classified and subsequently measured as either amortised cost or fair value as appropriate.</p> <p>Derivatives embedded in hybrid contracts with hosts that are not financial assets within the scope of IFRS 9 (e.g. financial liabilities) are treated as separate derivatives when they meet the definition of a derivative, their risks and characteristics are not closely related to those of the host contracts and the host contracts are not measured at FVTPL.</p> <p>If the hybrid contract is a quoted financial liability, instead of separating the embedded derivative, the Group generally designates the whole hybrid contract at FVTPL.</p> <p>An embedded derivative is presented as a non-current asset or non-current liability if the remaining maturity of the hybrid instrument to which the embedded derivative relates is more than 12 months and is not expected to be realised or settled within 12 months.</p> <p>Hedge accounting</p> <p>The Group designates certain derivatives as hedging instruments in respect of foreign currency risk and interest rate risk in fair value hedges, cash flow hedges, or hedges of net investments in foreign operations. Hedges of foreign exchange risk on firm commitments are accounted for as cash flow hedges.</p> <p>At the inception of the hedge relationship, the Group documents the relationship between the hedging instrument and the hedged item, along with its risk management objectives and its strategy for undertaking various hedge transactions. Furthermore, at the inception of the hedge and on an ongoing basis, the Group documents whether the hedging instrument is effective in offsetting changes in fair values or cash flows of the hedged item attributable to the hedged risk, which is when the hedging relationships meet all of the following hedge effectiveness requirements:</p> <ul style="list-style-type: none"> • There is an economic relationship between the hedged item and the hedging instrument • The effect of credit risk does not dominate the value changes that result from that economic relationship • The hedge ratio of the hedging relationship is the same as that resulting from the quantity of the hedged item that the Group actually hedges and the quantity of the hedging instrument that the Group actually uses to hedge that quantity of hedged item <p>If a hedging relationship ceases to meet the hedge effectiveness requirement relating to the hedge ratio but the risk management objective for that designated hedging relationship remains the same, the Group adjusts the hedge ratio of the hedging relationship (i.e. rebalances the hedge) so that it meets the qualifying criteria again.</p> <p>The Group designates the full change in the fair value of a forward contract (i.e. including the forward elements) as the hedging instrument for all of its hedging relationships involving forward contracts.</p> <p>The Group designates only the intrinsic value of option contracts as a hedged item, i.e. excluding the time value of the option. The changes in the fair value of the aligned time value of the option are recognised in other comprehensive income and accumulated in the cost of hedging reserve. If the hedged item is transaction-related, the time value is reclassified to profit or loss when the hedged item affects profit or loss. If the hedged item is time-period related, then the amount accumulated in the cost of hedging reserve is reclassified to profit or loss on a rational basis – the Group applies straight-line amortisation. Those reclassified amounts are recognised in profit</p>

Source

International GAAP Holdings Limited

or loss in the same line as the hedged item. If the hedged item is a non-financial item, then the amount accumulated in the cost of hedging reserve is removed directly from equity and included in the initial carrying amount of the recognised non-financial item. Furthermore, if the Group expects that some or all of the loss accumulated in cost of hedging reserve will not be recovered in the future, that amount is immediately reclassified to profit or loss.

Note 62(a) sets out details of the fair values of the derivative instruments used for hedging purposes.

Movements in the hedging reserve in equity are detailed in note 46.

Fair value hedges

The fair value change on qualifying hedging instruments is recognised in profit or loss except when the hedging instrument hedges an equity instrument designated at FVTOCI in which case it is recognised in other comprehensive income.

The carrying amount of a hedged item not already measured at fair value is adjusted for the fair value change attributable to the hedged risk with a corresponding entry in profit or loss. For debt instruments measured at FVTOCI, the carrying amount is not adjusted as it is already at fair value, but the hedging gain or loss is recognised in profit or loss instead of other comprehensive income. When the hedged item is an equity instrument designated at FVTOCI, the hedging gain or loss remains in other comprehensive income to match that of the hedging instrument.

Where hedging gains or losses are recognised in profit or loss, they are recognised in the same line as the hedged item.

The Group discontinues hedge accounting only when the hedging relationship (or a part thereof) ceases to meet the qualifying criteria (after rebalancing, if applicable). This includes instances when the hedging instrument expires or is sold, terminated or exercised. The discontinuation is accounted for prospectively. The fair value adjustment to the carrying amount of the hedged item arising from the hedged risk is amortised to profit or loss from that date.

Cash flow hedges

The effective portion of changes in the fair value of derivatives and other qualifying hedging instruments that are designated and qualify as cash flow hedges is recognised in other comprehensive income and accumulated under the heading of cash flow hedging reserve, limited to the cumulative change in fair value of the hedged item from inception of the hedge. The gain or loss relating to the ineffective portion is recognised immediately in profit or loss, and is included in the 'other gains and losses' line item.

Amounts previously recognised in other comprehensive income and accumulated in equity are reclassified to profit or loss in the periods when the hedged item affects profit or loss, in the same line as the recognised hedged item. However, when the hedged forecast transaction results in the recognition of a non-financial asset or a non-financial liability, the gains and losses previously recognised in other comprehensive income and accumulated in equity are removed from equity and included in the initial measurement of the cost of the non-financial asset or non-financial liability. This transfer does not affect other comprehensive income. Furthermore, if the Group expects that some or all of the loss accumulated in the cash flow hedging reserve will not be recovered in the future, that amount is immediately reclassified to profit or loss.

The Group discontinues hedge accounting only when the hedging relationship (or a part thereof) ceases to meet the qualifying criteria (after rebalancing, if applicable). This includes instances when the hedging instrument expires or is sold, terminated or exercised. The discontinuation is accounted for prospectively. Any gain or loss recognised in other comprehensive income and accumulated in cash flow hedge reserve at that time remains in equity and is reclassified to profit or loss when the forecast transaction occurs. When a forecast transaction is no longer expected to occur, the gain or loss accumulated in the cash flow hedge reserve is reclassified immediately to profit or loss.

Hedges of net investments in foreign operations

Hedges of net investments in foreign operations are accounted for similarly to cash flow hedges. Any gain or loss on the foreign currency forward contracts relating to the effective portion of the hedge is recognised in other comprehensive income and accumulated in the foreign currency translation reserve. The gain or loss relating to the ineffective portion is recognised immediately in profit or loss, and is included in the 'Other gains and losses' line item.



Source	International GAAP Holdings Limited
	<p>Gains and losses on the hedging instrument accumulated in the foreign currency translation reserve are reclassified to profit or loss on the disposal or partial disposal of the foreign operation.</p> <p>Provisions</p> <p>Provisions are recognised when the Group has a present obligation (legal or constructive) as a result of a past event, it is probable that the Group will be required to settle that obligation and a reliable estimate can be made of the amount of the obligation.</p> <p>The amount recognised as a provision is the best estimate of the consideration required to settle the present obligation at the reporting date, taking into account the risks and uncertainties surrounding the obligation. Where a provision is measured using the cash flows estimated to settle the present obligation, its carrying amount is the present value of those cash flows (when the effect of the time value of money is material).</p> <p>When some or all of the economic benefits required to settle a provision are expected to be recovered from a third party, a receivable is recognised as an asset if it is virtually certain that reimbursement will be received and the amount of the receivable can be measured reliably.</p> <p><i>Restructurings</i></p> <p>A restructuring provision is recognised when the Group has developed a detailed formal plan for the restructuring and has raised a valid expectation in those affected that it will carry out the restructuring by starting to implement the plan or announcing its main features to those affected by it. The measurement of a restructuring provision includes only the direct expenditures arising from the restructuring, which are those amounts that are both necessarily entailed by the restructuring and not associated with the ongoing activities of the entity.</p> <p><i>Warranties</i></p> <p>Provisions for the expected cost of warranty obligations under local sale of goods legislation are recognised at the date of sale of the relevant products, at the directors' best estimate of the expenditure required to settle the Group's obligation.</p> <p><i>Onerous contracts</i></p> <p>Present obligations arising under onerous contracts are recognised and measured as provisions. An onerous contract is considered to exist where the Group has a contract under which the unavoidable costs of meeting the obligations under the contract exceed the economic benefits expected to be received under it.</p> <p><i>Restoration provisions</i></p> <p>Provisions for the costs to restore leased plant assets to their original condition, as required by the terms and conditions of the lease, are recognised when the obligation is incurred, either at the commencement date or as a consequence of having used the underlying asset during a particular period of the lease, at the directors' best estimate of the expenditure that would be required to restore the assets. Estimates are regularly reviewed and adjusted as appropriate for new circumstances.</p> <p><i>Contingent liabilities acquired in a business combination</i></p> <p>Contingent liabilities acquired in a business combination are initially measured at fair value at the acquisition date. At the end of subsequent reporting periods, such contingent liabilities are measured at the higher of the amount that would be recognised in accordance with IAS 37 and the amount recognised initially less cumulative amount of income recognised in accordance with the principles of IFRS 15.</p> <p>Own shares</p> <p>Own shares represent the shares of the parent company International GAAP Holdings Limited that are held in treasury or by the employee benefit trust. Own shares are recorded at cost and deducted from equity.</p> <p>Share-based payments</p> <p><i>Share-based payment transactions of the Company</i></p> <p>Equity-settled share-based payments to employees and others providing similar services are measured at the fair value of the equity instruments at the grant date. The fair value excludes the effect of non-market-based vesting</p>

Source	International GAAP Holdings Limited
--------	-------------------------------------

conditions. Details regarding the determination of the fair value of equity-settled share-based transactions are set out in note 57.

The fair value determined at the grant date of the equity-settled share-based payments is expensed on a straight-line basis over the vesting period, based on the Group's estimate of the number of equity instruments that will eventually vest. At each reporting date, the Group revises its estimate of the number of equity instruments expected to vest as a result of the effect of non-market-based vesting conditions. The impact of the revision of the original estimates, if any, is recognised in profit or loss such that the cumulative expense reflects the revised estimate, with a corresponding adjustment to reserves.

Equity-settled share-based payment transactions with parties other than employees are measured at the fair value of the goods or services received, except where that fair value cannot be estimated reliably, in which case they are measured at the fair value of the equity instruments granted, measured at the date the entity obtains the goods or the counterparty renders the service.

For cash-settled share-based payments, a liability is recognised for the goods or services acquired, measured initially at the fair value of the liability. At each reporting date until the liability is settled, and at the date of settlement, the fair value of the liability is remeasured, with any changes in fair value recognised in profit or loss for the year.

Share-based payment transactions of the acquiree in a business combination

When the share-based payment awards held by the employees of an acquiree (acquiree awards) are replaced by the Group's share-based payment awards (replacement awards), both the acquiree awards and the replacement awards are measured in accordance with IFRS 2 ("market-based measure") at the acquisition date. The portion of the replacement awards that is included in measuring the consideration transferred in a business combination equals the market-based measure of the acquiree awards multiplied by the ratio of the portion of the vesting period completed to the greater of the total vesting period or the original vesting period of the acquiree award. The excess of the market-based measure of the replacement awards over the market-based measure of the acquiree awards included in measuring the consideration transferred is recognised as remuneration cost for post-combination service.

However, when the acquiree awards expire as a consequence of a business combination and the Group replaces those awards when it does not have an obligation to do so, the replacement awards are measured at their market-based measure in accordance with IFRS 2. All of the market-based measure of the replacement awards is recognised as remuneration cost for post-combination service.

At the acquisition date, when the outstanding equity-settled share-based payment transactions held by the employees of an acquiree are not exchanged by the Group for its share-based payment transactions, the acquiree share-based payment transactions are measured at their market-based measure at the acquisition date. If the share-based payment transactions have vested by the acquisition date, they are included as part of the non-controlling interest in the acquiree. However, if the share-based payment transactions have not vested by the acquisition date, the market-based measure of the unvested share-based payment transactions is allocated to the non-controlling interest in the acquiree based on the ratio of the portion of the vesting period completed to the greater of the total vesting period or the original vesting period of the share-based payment transaction. The balance is recognised as remuneration cost for post-combination service.

Supplier financing arrangements and factoring of receivables

An entity may enter into arrangements under which a 'factor' (typically, a financial institution) pays a supplier on its behalf, with the entity (i.e. the purchaser) then reimbursing the factor. Such arrangements may be referred to as, for example, 'supplier financing', 'reverse factoring' or 'structured payable arrangements'. When such arrangements are material, clear disclosure should be provided of the following:

- *The approach to the presentation of significant supplier financing arrangements and, in accordance with IAS 1:122, the judgements made in applying that policy*
- *How supplier financing transactions have been reflected in the statement of cash flows*
- *The carrying amount of the liabilities in question and the line item(s) in which they are presented*
- *When supplier financing arrangements have been used as a tool to manage liquidity risk, the disclosures required by IFRS 7:39(c)*

IAS 1:122

IAS 7:21

IAS 1:54

IAS 7:39(c)

Source International GAAP Holdings Limited

Supplier financing arrangements and factoring of receivables

When an entity enters into arrangements for factoring of receivables where they are not fully derecognised, it is important that the policy adopted for the treatment of cash flows arising is clearly explained and that any non-cash financing transactions are disclosed in accordance with IAS 7:43. In particular, an explanation of whether the cash flows received on the receivables are treated as operating inflows with associated financing outflows that are deemed to repay the financing liability that was recognised when the receivables were transferred. Balances that will give rise to financing cash flows should also be included in the disclosure of changes in such balances required by IAS 7:44A-44E.

4. Critical accounting judgements and key sources of estimation uncertainty**Commentary:**

The following are examples of the types of disclosures that might be required in this area. The nature of these disclosures is very specific to an individual Group's particular circumstances. Although the model financial statements illustrate disclosures to comply with these requirements, it is unlikely that these specific model disclosures would be appropriate other than in very rare circumstances.

In applying the Group's accounting policies, which are described in note 3, the directors are required to make judgements (other than those involving estimations) that have a significant impact on the amounts recognised and to make estimates and assumptions about the carrying amounts of assets and liabilities that are not readily apparent from other sources. The estimates and associated assumptions are based on historical experience and other factors that are considered to be relevant. Actual results may differ from these estimates.

The estimates and underlying assumptions are reviewed on an ongoing basis. Revisions to accounting estimates are recognised in the period in which the estimate is revised if the revision affects only that period, or in the period of the revision and future periods if the revision affects both current and future periods.



IAS 1:122

Critical judgements in applying the Group's accounting policies

The following are the critical judgements, apart from those involving estimations (which are presented separately below), that the directors have made in the process of applying the Group's accounting policies and that have the most significant effect on the amounts recognised in financial statements.

IFRS 15:123(a)
IFRS 15:125**Judgements in determining the timing of satisfaction of performance obligations**

Note 7 describes the expenditure required in the year for rectification work carried out on goods supplied to one of the Group's major customers. These goods were delivered to the customer in the months of __ to __ 2021, and shortly thereafter the defects were identified by the customer. Following negotiations, a schedule of works was agreed, which will involve expenditure by the Group until 2022. In the light of the problems identified, management was required to consider whether it was appropriate to recognise the revenue from these transactions of CU__ million in the current year, in line with the Group's general policy of recognising revenue when goods are delivered, or whether it was more appropriate to defer recognition until the rectification work was complete.

In making their judgement, the directors considered the detailed criteria for the recognition of revenue set out in IFRS 15 and, in particular, whether the Group had transferred control of the goods to the customer. Following the detailed quantification of the Group's liability in respect of rectification work, and the agreed limitation on the customer's ability to require further work or to require replacement of the goods, the directors are satisfied that control has been transferred and that recognition of the revenue in the current year is appropriate, in conjunction with the recognition of an appropriate warranty provision for the rectification costs.

**Capitalisation of borrowing costs**

As described in note 3, the Group capitalises borrowing costs directly attributable to the acquisition, construction or production of qualifying assets. Capitalisation of the borrowing costs relating to construction of the Group's premises in [A Land] was suspended in 2020, while the development was delayed as management reconsidered its detailed plans. Capitalisation of borrowing costs recommenced in 2021 – following the finalisation of revised plans, and the resumption of the activities necessary to prepare the asset for its intended use. Although construction of the premises was not restarted until May 2021, borrowing costs have been capitalised from February 2021, at which time the technical and administrative work associated with the project recommenced.

Source

International GAAP Holdings Limited

Business model assessment

Classification and measurement of financial assets depends on the results of the SPPI and the business model test (please see financial assets sections of note 3). The Group determines the business model at a level that reflects how groups of financial assets are managed together to achieve a particular business objective. This assessment includes judgement reflecting all relevant evidence including how the performance of the assets is evaluated and their performance measured, the risks that affect the performance of the assets and how these are managed and how the managers of the assets are compensated. The Group monitors financial assets measured at amortised cost or fair value through other comprehensive income that are derecognised prior to their maturity to understand the reason for their disposal and whether the reasons are consistent with the objective of the business for which the asset was held. Monitoring is part of the Group's continuous assessment of whether the business model for which the remaining financial assets are held continues to be appropriate and if it is not appropriate whether there has been a change in business model and so a prospective change to the classification of those assets. No such changes were required during the periods presented.

***Significant increase in credit risk***

As explained in note 3, ECL are measured as an allowance equal to 12-month ECL for stage 1 assets, or lifetime ECL for stage 2 or stage 3 assets. An asset moves to stage 2 when its credit risk has increased significantly since initial recognition. IFRS 9 does not define what constitutes a significant increase in credit risk. In assessing whether the credit risk of an asset has significantly increased, the Group takes into account qualitative and quantitative reasonable and supportable forward-looking information.

Deferred taxation on investment properties

For the purposes of measuring deferred tax liabilities or deferred tax assets arising from investment properties that are measured using the fair value model, the directors have reviewed the Group's investment property portfolios and concluded that the Group's investment properties are not held under a business model whose objective is to consume substantially all of the economic benefits embodied in the investment properties over time, rather than through sale. Therefore, in determining the Group's deferred taxation on investment properties, the directors have determined that the presumption that the carrying amounts of investment properties measured using the fair value model are recovered entirely through sale is not rebutted. As a result, the Group has not recognised any deferred taxes on changes in fair value of investment properties as the Group is not subject to any income taxes on the fair value changes of the investment properties on disposal.

IFRS 12:7(a)

Control over Subsidiary B Limited

IFRS 12:9(b)



Note 20 describes that Subsidiary B Limited is a subsidiary of the Group even though the Group has only a 45 per cent ownership interest and has only 45 per cent of the voting rights in Subsidiary B Limited. Subsidiary B Limited is listed on the stock exchange of [A Land]. The Group has held its 45 per cent ownership since June 2016 and the remaining 55 per cent of the ownership interests are held by thousands of shareholders that are unrelated to the Group.

The directors of the Company assessed whether or not the Group has control over Subsidiary B Limited based on whether the Group has the practical ability to direct the relevant activities of Subsidiary B Limited unilaterally. In making their judgement, the directors considered the Group's absolute size of holding in Subsidiary B Limited and the relative size of and dispersion of the shareholdings owned by the other shareholders. After assessment, the directors concluded that the Group has a sufficiently dominant voting interest to direct the relevant activities of Subsidiary B Limited and therefore the Group has control over Subsidiary B Limited.

If the directors had concluded that the 45 per cent ownership interest was insufficient to give the Group control, Subsidiary B Limited would instead have been classified as an associate and the Group would have accounted for it using the equity method of accounting.

IFRS 12:7(b)

Significant influence over Associate B Limited

IFRS 12:9(e)

Note 21 describes that Associate B Limited is an associate of the Group although the Group only owns a 17 per cent ownership interest in Associate B Limited. The Group has significant influence over Associate B Limited by virtue of its contractual right to appoint two out of seven directors to the board of directors of that entity.

Source

International GAAP Holdings Limited

Judgement in identifying whether a contract includes a lease - Contract for the supply of sports shoes

The Group has entered into a contract with [Manufacturer A] for the supply of sports shoes for a three-year period. Each month the type of sports shoes and the production volume, up to a limit of [X] pairs, are determined by the Group and are not specified in the contract.

[Manufacturer A] has only one factory that can meet the needs of the Group and is unable to supply the sports shoes from another factory or source the sports shoes from a third party supplier. [Manufacturer A] makes all decisions about the operations of the factory, including the production level at which to run the factory and which customer contracts to fulfil with the output of the factory that is not used to fulfil the Group's contract for that month.

The directors of the Company assessed whether or not the Group has contracted for the rights to substantially all of the capacity of the factory and whether the contract with [Manufacturer A] contains a lease for the factory. After making inquiries based on forecast production volumes over the contract term the directors have established that [Manufacturer A] can regularly use the factory for other purposes during the course of the contract to supply other customers and therefore the Group does not have the right to obtain substantially all of the economic benefits from the use of the factory. As a result the directors concluded that the Group has not contracted for substantially all of the capacity of the factory, including the plant therein, and therefore the contract does not contain a lease.

IAS 1:125

Key sources of estimation uncertaintyIAS 1:128
IAS 1:129
IAS 1:131

The key assumptions concerning the future, and other key sources of estimation uncertainty at the reporting period that may have a significant risk of causing a material adjustment to the carrying amounts of assets and liabilities within the next financial year, are discussed below.

***Taxation provisions***

The Group's current tax provision of CU__ relates to management's assessment of the amount of tax payable on open tax positions where the liabilities remain to be agreed with [insert name of relevant Tax Authority]. Uncertain tax items for which a provision of CU__ is made, relate principally to the interpretation of tax legislation regarding arrangements entered into by the Group. Due to the uncertainty associated with such tax items, there is a possibility that, on conclusion of open tax matters at a future date, the final outcome may differ significantly. Whilst a range of outcomes is reasonably possible, the extent of the reasonably possible range is from additional liabilities of up to CU__ to a reduction in liabilities of up to CU__.

***Impairment testing***

Following the assessment of the recoverable amount of goodwill allocated to 'Leisure goods – retail outlets', to which goodwill of CU__ is allocated, the directors consider the recoverable amount of goodwill allocated to 'Leisure goods – retail outlets' to be most sensitive to the achievement of the 2022 budget. Budgets comprise forecasts of revenue, staff costs and overheads based on current and anticipated market conditions that have been considered and approved by the Board. Whilst the Group is able to manage most of 'Leisure goods – retail outlets' costs, the revenue projections are inherently uncertain due to the short-term nature of the business and unstable market conditions. Revenue of the CGU is most sensitive to changes in the sectors demand for sales in retail outlets, reflecting the increased use of internet sales by rivals, a service which the Group does not currently offer.

The market for 'Leisure goods – retail outlets' products has seen a significant slowdown over the past 18 months due to a decline in the customer appetite for retail sales and increases in internet sales of rivals in the sector. It is possible that further underperformance may occur in 2022 if prevailing trends continue.

The sensitivity analysis in respect of the recoverable amount of 'Leisure goods – retail outlets' goodwill is presented in note 16.

***Calculation of loss allowance***

When measuring ECL the Group uses reasonable and supportable forward-looking information, which is based on assumptions for the future movement of different economic drivers and how these drivers will affect each other.

Source

International GAAP Holdings Limited

Loss given default is an estimate of the loss arising on default. It is based on the difference between the contractual cash flows due and those that the lender would expect to receive, taking into account cash flows from collateral and integral credit enhancements.

Probability of default constitutes a key input in measuring ECL. Probability of default is an estimate of the likelihood of default over a given time horizon, the calculation of which includes historical data, assumptions and expectations of future conditions.

If the ECL rates on trade receivables between 61 and 90 days past due had been __ per cent higher (lower) as of December 2021, the loss allowance on trade receivables would have been CU__ million (2020: CU__ million) higher (lower).

If the ECL rates on trade receivables between 31 and 60 days past due had been __ per cent higher (lower) as of December 2021, the loss allowance on trade receivables would have been CU__ million (2020: CU__ million) higher (lower).

Discount rate used to determine the carrying amount of the Group's defined benefit obligation

The determination of the Group's defined benefit obligation depends on certain assumptions, which include selection of the discount rate. The discount rate is set by reference to market yields at the end of the reporting period on high quality corporate bonds. Significant assumptions are required to be made when setting the criteria for bonds to be included in the population from which the yield curve is derived. The most significant criteria considered for the selection of bonds include the issue size of the corporate bonds, quality of the bonds and the identification of outliers which are excluded. These assumptions are considered to be a key source of estimation uncertainty as relatively small changes in the assumptions used may have a significant effect on the Group's financial statements within the next year. Further information on the carrying amounts of the Group's defined benefit obligation and the sensitivity of those amounts to changes in discount rate are provided in note 58.

Fair value measurements and valuation processes

Some of the Group's assets and liabilities are measured at fair value for financial reporting purposes. The board of directors of the Company has set up a valuation committee, which is headed up by the Chief Financial Officer of the Company, to determine the appropriate valuation techniques and inputs for fair value measurements.

In estimating the fair value of an asset or a liability, the Group uses market-observable data to the extent it is available. Where Level 1 inputs are not available, the Group engages third party qualified valuers to perform the valuation. The valuation committee works closely with the qualified external valuers to establish the appropriate valuation techniques and inputs to the model. The Chief Financial Officer reports the valuation committee's findings to the board of directors of the Company every quarter to explain the cause of fluctuations in the fair value of the assets and liabilities.

The valuations of private equity investments, contingent consideration in business combinations and non-derivative financial assets held for trading are particularly sensitive to changes in one or more unobservable inputs which are considered reasonably possible within the next financial year. Further information on the carrying amounts of these assets and the sensitivity of those amounts to changes in unobservable inputs are provided in note 62(a)(i).

Provision for restoration of contaminated land

On 15 December 2021, new legislation in [A Land] was enacted which resulted in the requirement for the Company to clean up historically contaminated waste sites in [A Land] and bear the costs thereof. Consequently, a provision of CU__ million has been recognised. In estimating the provision, the directors have made assumptions regarding the interpretation of the legislation and have estimated costs based on currently available information about the likely extent of contamination and potential clean-up techniques. Due to the associated uncertainty, it is possible that estimates may need to be revised during the next year as interpretations of the legislation evolve and the extent of contamination and potential approaches to clean-up are assessed in more detail. Whilst a range of outcomes is possible, the directors believe that the reasonably possible range is an increase in provisions of up to CU__ million to a reduction in provisions of up to CU__ million. See note 39 for further details.



Source International GAAP Holdings Limited



Assessment as to whether the right-of-use assets are impaired

In January 2015 [*Subsidiary D Limited*], a subsidiary of the Group, entered into a 10-year lease for an office building located in [*location*]. Following the acquisition of [*Acquisition A Limited*] on [*date*] 2021 and the subsequent restructuring programme, the Group identified that the office space occupied by [*Subsidiary E Limited*], which is also located in [*location*], could accommodate all of the staff of [*Subsidiary D Limited*], and took the decision to relocate staff to a single office. The leased property previously occupied by [*Subsidiary D Limited*], has been marketed with a local estate agent and is expected to be sub-leased by the firm for the remainder of the lease term.

The directors have estimated that the entirety of the lease payment will be recoverable through the sub-lease of the property. This reflects the current achievable market rates for similar properties with similar lease terms and therefore no impairment has been recognised. The carrying amount of right-of-use asset in respect of the property is CU__ at 31 December 2021 (2020: CU__).

In estimating the recoverable amount of the right-of-use asset, the directors have made assumptions about the achievable market rates for similar properties with similar lease terms. Due to the associated uncertainty, it is possible that the estimates of the amount of lease payment that will be recovered through the sub-lease of the property may need to be revised during the next year. Achieving a sub-lease for only 95 per cent of the lease payment is considered reasonably possible based on recent experience in the market and would lead to an impairment charge of CU__ against the right-of-use asset in respect of the property.

IFRS 15:113(a)

5. Revenue

IFRS 15:115



The Group derives its revenue from contracts with customers for the transfer of goods and services over time and at a point in time in the following major product lines. The disclosure of revenue by product line is consistent with the revenue information that is disclosed for each reportable segment under IFRS 8 (see note 6).

IFRS 15:114
IFRS 15:B87-89

Disaggregation of revenue

	31/12/2021	31/12/2020
	CU	CU

External revenue by product line

Electronic equipment – direct sale customers

Electronic equipment – wholesale customers

Electronic equipment – internet customers

Leisure goods – wholesale customers

Leisure goods – retail outlets

Computer software installation

Construction

	_____	_____
	_____	_____

Source	International GAAP Holdings Limited	
	31/12/2021	31/12/2020
	CU	CU
	External revenue by timing of revenue	
	Goods transferred at a point in time	
	Goods transferred over time	
	Services transferred at a point in time	
	Services transferred over time	
	_____	_____
	_____	_____
	<p>Commentary:</p> <p><i>IFRS 15:114 requires an entity to disaggregate revenue recognised from contracts with customers into categories that depict how the nature, amount, timing and uncertainty of revenue and cash flows are affected by economic factors. This disaggregation will depend on the entity's individual facts and circumstances.</i></p> <p><i>In the model financial statements the Group has assessed that the disaggregation of revenue by operating segments is appropriate in meeting this disclosure requirement as this is the information regularly reviewed by the chief operating decision maker (CODM) in order to evaluate the financial performance of the entity.</i></p> <p><i>If an entity discloses disaggregated revenue on a basis other than that used for revenue information disclosed for each reportable segment then the entity should disclose sufficient information to allow users of the financial statements to understand the relationship between these two disclosures.</i></p>	
IFRS 15:120(a)	The transaction price allocated to (partially) unsatisfied performance obligations at 31 December 2021 are as set out below.	
	31/12/2021	31/12/2020
	CU	CU
	Maintenance obligations relating to electronic equipment	
	Installation of computer software services	
	Construction of residential properties	
	_____	_____
	_____	_____
IFRS 15:120(b)	Management expects that __ per cent of the transaction price allocated to the unsatisfied contracts as of the year ended 2021 will be recognised as revenue during the next reporting period (CU__ million). The remaining __ per cent, CU__ million will be recognised in the 2023 financial year and CU__ million in the 2024 financial year.	

Source

International GAAP Holdings Limited

Commentary:

There is no requirement in IFRS 15 for contract balances (i.e. contract assets, receivables and contract liabilities) to be disclosed together at a single place in the financial statements. Indeed, entities will likely continue to include balances arising from contracts with customers within the same financial statement line item and related note as previously under IAS 18 (e.g. contract liabilities within a deferred revenue note). IFRS 15 allows entities to use terms other than contract asset and contract liability to describe such balances.

Contract balances and the related disclosures have been included in the following places in the notes to the Group's accounts:

<i>Receivables</i>	<i>Balance described as 'Trade receivables' (Note 31)</i>
<i>Contract assets</i>	<i>Note 27</i>
<i>Contract costs</i>	<i>Note 28</i>
<i>Contract liabilities</i>	<i>Note 60</i>

Materiality considerations will affect the line items to be disclosed separately within each relevant IFRS 15 contract balance. A single net contract asset or liability should be presented for each contract balance.

6. Operating segments**Commentary:*****When are entities required to present segment information?***

The following segment information is required by IFRS 8 to be presented in the consolidated financial statements of a group with a parent (and in the separate or individual financial statements of an entity):

- Whose debt or equity instruments are traded in a public market (a domestic or foreign stock exchange or an over the counter market, including local and regional markets)*
- That files, or is in the process of filing, its (consolidated) financial statements with a securities commission or other regulatory organisation for the purpose of issuing any class of instruments in a public market*

What needs to be disclosed when entities aggregate operating segments into a single operating segment?

IFRS 8:22 requires entities to give a brief description of the operating segments that have been aggregated and the economic indicators that have been assessed in determining the aggregated operating segments share similar economic characteristics.

According to IFRS 8:12, two or more operating segments may be aggregated into a single operating segment if the segments have similar economic characteristics and the segments are similar in each of the following respects:

- The nature of the products and services*
- The nature of the production processes*
- The type or class of customer for their products and services*
- The methods used to distribute their products or provide their services*
- If applicable, the nature of the regulatory environment, for example, banking, insurance or public utilities*

IFRS 8:22

Products and services from which reportable segments derive their revenues

Information reported to the Group's Chief Executive (the Chief Operating Decision Maker (CODM)) for the purposes of resource allocation and assessment of segment performance is focused on the category of customer for each type of activity. The principal categories of customer are direct sales to major customers, wholesalers and internet sales. The Group's reportable segments under IFRS 8 are therefore as follows:

Source	International GAAP Holdings Limited
	<p>[Segment A] – Electronic equipment – direct sale customers</p>
	<p>[Segment B] – Electronic equipment – wholesale customers</p>
	<p>[Segment C] – Electronic equipment – internet customers</p>
	<p>[Segment D] – Leisure goods – wholesale customers</p>
	<p>[Segment E] – Leisure goods – retail outlets</p>
	<p>[Segment F] – Computer software – installation of computer software for specialised business applications</p>
	<p>[Segment G] – Construction – construction of residential properties</p>
	<p>The leisure goods segments supply sports shoes and equipment, as well as outdoor play equipment.</p>
IFRS 8:22(aa)	<p>The electronic equipment (direct sales) segment includes a number of direct sales operations in various cities within Country A each of which is considered as a separate operating segment by the CODM. For financial statements presentation purposes, these individual operating segments have been aggregated into a single operating segment taking into account the following factors:</p> <ul style="list-style-type: none"> • These operating segments have similar long-term gross profit margins • The nature of the products and production processes are similar • The methods used to distribute the products to the customers are the same • <i>[Other factors, please specify]</i>
IFRS 5:5B	<p>Two operations (the manufacture and sale of toys and bicycles) were discontinued in the current year. The segment information reported on the next pages does not include any amounts for these discontinued operations, which are described in more detail in note 13.</p> <p>Other operations include <i>[identify other operations and their sources of revenue if any.]</i></p>

Source	International GAAP Holdings Limited			
	Segment revenues and profits			
	The following is an analysis of the Group's revenue and results by reportable segment in 2021:			
	[Segment A] 2021	[Segment B] 2021	[Segment C] 2021	[Segment D] 2021
	CU	CU	CU	CU
	Revenue			
IFRS 8:23(a)	External sales			
IFRS 8:23(b)	Inter-segment sales			
IFRS 8:28(a)	Total revenue			
IFRS 8:27(a)	Inter-segment sales are charged at prevailing market prices.			
	Result			
IFRS 8:23	Segment profit			
	Central administration costs			
	Share of profit of associates			
	Share of profit from joint ventures			
	Finance income			
	Other gains and losses			
	Finance costs			
IFRS 8:28(b)	Profit before tax			
	Income tax			
	Profit for the year from discontinued operations			
	Profit after tax and discontinued operations			

[Segment E] 2021 CU	[Segment F] 2021 CU	[Segment G] 2021 CU	Other 2021 CU	Eliminations 2021 CU	Consolidated 2021 CU
				()	
				()	

Source	International GAAP Holdings Limited				
	The following is an analysis of the Group's revenue and results by reportable segment in 2020:				
		[Segment A] 2020	[Segment B] 2020	[Segment C] 2020	[Segment D] 2020
		CU	CU	CU	CU
	Revenue				
IFRS 8:23(a)	External sales				
IFRS 8:23(b)	Inter-segment sales				
IFRS 8:28(a)	Total revenue				
IFRS 8:27(a)	Inter-segment sales are charged at prevailing market prices.				
	Result				
IFRS 8:23	Segment profit				
	Central administration costs				
	Share of profit of associates				
	Share of profit from joint ventures				
	Finance Income				
	Other gains and losses				
	Finance costs				
IFRS 8:28(b)	Profit before tax				
	Income tax				
	Profit for the year from discontinued operations				
	Profit after tax and discontinued operations				

[Segment E] 2020	[Segment F] 2020	[Segment G] 2020	Other 2020	Eliminations 2020	Consolidated 2020
CU	CU	CU	CU	CU	CU
				()	
				()	

Source	International GAAP Holdings Limited																																																				
IFRS 8:27	The accounting policies of the reportable segments are the same as the Group's accounting policies described in note 3. Segment profit represents the profit earned by each segment without allocation of the share of profits of associates and joint ventures, central administration costs including directors' salaries, finance income, non-operating gains and losses in respect of financial instruments and finance costs, and income tax expense. This is the measure reported to the Group's Chief Executive for the purpose of resource allocation and assessment of segment performance.																																																				
IFRS 8:23(f)	The exceptional rectification work costs of CU__ disclosed in note 7 relate to the <i>[identify segment]</i> .																																																				
IFRS 8:27	<p>Segment assets</p> <table border="1" style="width: 100%; border-collapse: collapse;"> <thead> <tr> <th></th> <th style="text-align: right; border-bottom: 1px solid black;">31/12/2021</th> <th style="text-align: right; border-bottom: 1px solid black;">31/12/2020</th> </tr> <tr> <th></th> <th style="text-align: right;">CU</th> <th style="text-align: right;">CU</th> </tr> </thead> <tbody> <tr> <td><i>[Segment A]</i></td> <td></td> <td></td> </tr> <tr> <td><i>[Segment B]</i></td> <td></td> <td></td> </tr> <tr> <td><i>[Segment C]</i></td> <td></td> <td></td> </tr> <tr> <td><i>[Segment D]</i></td> <td></td> <td></td> </tr> <tr> <td><i>[Segment E]</i></td> <td></td> <td></td> </tr> <tr> <td><i>[Segment F]</i></td> <td></td> <td></td> </tr> <tr> <td><i>[Segment G]</i></td> <td></td> <td></td> </tr> <tr> <td>Other</td> <td style="border-top: 1px solid black;"></td> <td style="border-top: 1px solid black;"></td> </tr> <tr> <td>Total segment assets</td> <td style="border-top: 1px solid black;"></td> <td style="border-top: 1px solid black;"></td> </tr> <tr> <td>Assets relating to discontinued operations</td> <td></td> <td></td> </tr> <tr> <td>Unallocated assets</td> <td style="border-top: 1px solid black;"></td> <td style="border-top: 1px solid black;"></td> </tr> <tr> <td>IFRS 8:28(c)</td> <td> <p>Consolidated total assets</p> <table border="1" style="width: 100%; border-collapse: collapse;"> <thead> <tr> <th></th> <th style="text-align: right; border-bottom: 1px solid black;"></th> <th style="text-align: right; border-bottom: 1px solid black;"></th> </tr> <tr> <th></th> <th style="text-align: right; border-bottom: 3px double black;"></th> <th style="text-align: right; border-bottom: 3px double black;"></th> </tr> </thead> <tbody> <tr> <td></td> <td></td> <td></td> </tr> </tbody> </table> </td> </tr> <tr> <td>IFRS 8:27(c)</td> <td>For the purposes of monitoring segment performance and allocating resources between segments the Group's Chief Executive monitors the tangible, intangible and financial assets attributable to each segment. All assets are allocated to reportable segments with the exception of investments in associates and joint ventures, other financial assets (except for trade and other receivables) (see note 31) and tax assets. Goodwill has been allocated to reportable segments as described in note 16. Assets used jointly by reportable segments are allocated on the basis of the revenues earned by individual reportable segments.</td> </tr> </tbody> </table>		31/12/2021	31/12/2020		CU	CU	<i>[Segment A]</i>			<i>[Segment B]</i>			<i>[Segment C]</i>			<i>[Segment D]</i>			<i>[Segment E]</i>			<i>[Segment F]</i>			<i>[Segment G]</i>			Other			Total segment assets			Assets relating to discontinued operations			Unallocated assets			IFRS 8:28(c)	<p>Consolidated total assets</p> <table border="1" style="width: 100%; border-collapse: collapse;"> <thead> <tr> <th></th> <th style="text-align: right; border-bottom: 1px solid black;"></th> <th style="text-align: right; border-bottom: 1px solid black;"></th> </tr> <tr> <th></th> <th style="text-align: right; border-bottom: 3px double black;"></th> <th style="text-align: right; border-bottom: 3px double black;"></th> </tr> </thead> <tbody> <tr> <td></td> <td></td> <td></td> </tr> </tbody> </table>										IFRS 8:27(c)	For the purposes of monitoring segment performance and allocating resources between segments the Group's Chief Executive monitors the tangible, intangible and financial assets attributable to each segment. All assets are allocated to reportable segments with the exception of investments in associates and joint ventures, other financial assets (except for trade and other receivables) (see note 31) and tax assets. Goodwill has been allocated to reportable segments as described in note 16. Assets used jointly by reportable segments are allocated on the basis of the revenues earned by individual reportable segments.
	31/12/2021	31/12/2020																																																			
	CU	CU																																																			
<i>[Segment A]</i>																																																					
<i>[Segment B]</i>																																																					
<i>[Segment C]</i>																																																					
<i>[Segment D]</i>																																																					
<i>[Segment E]</i>																																																					
<i>[Segment F]</i>																																																					
<i>[Segment G]</i>																																																					
Other																																																					
Total segment assets																																																					
Assets relating to discontinued operations																																																					
Unallocated assets																																																					
IFRS 8:28(c)	<p>Consolidated total assets</p> <table border="1" style="width: 100%; border-collapse: collapse;"> <thead> <tr> <th></th> <th style="text-align: right; border-bottom: 1px solid black;"></th> <th style="text-align: right; border-bottom: 1px solid black;"></th> </tr> <tr> <th></th> <th style="text-align: right; border-bottom: 3px double black;"></th> <th style="text-align: right; border-bottom: 3px double black;"></th> </tr> </thead> <tbody> <tr> <td></td> <td></td> <td></td> </tr> </tbody> </table>																																																				
IFRS 8:27(c)	For the purposes of monitoring segment performance and allocating resources between segments the Group's Chief Executive monitors the tangible, intangible and financial assets attributable to each segment. All assets are allocated to reportable segments with the exception of investments in associates and joint ventures, other financial assets (except for trade and other receivables) (see note 31) and tax assets. Goodwill has been allocated to reportable segments as described in note 16. Assets used jointly by reportable segments are allocated on the basis of the revenues earned by individual reportable segments.																																																				

Source	International GAAP Holdings Limited				
	Other segment information				
IFRS 8:23(e) IFRS 8:24(b)		Depreciation and amortisation		Additions to non-current assets*	
		31/12/2021	31/12/2020	31/12/2021	31/12/2020
		CU	CU	CU	CU
	[Segment A]				
	[Segment B]				
	[Segment C]				
	[Segment D]				
	[Segment E]				
	[Segment F]				
	[Segment G]				
	Other				
	* The amounts exclude additions to financial instruments, deferred tax assets and net defined benefit assets.				
IFRS 8:23(h) IAS 36:129	In addition to the depreciation and amortisation reported above, impairment losses of CU__ (2020: CU__) and CU__ (2020: CU__) were recognised in respect of property, plant and equipment, and goodwill, respectively. These impairment losses were attributable to the following reportable segments:				
		31/12/2021	31/12/2020		
		CU	CU		
	[Segment A]				
	[Segment E]				
IFRS 8:32	Revenues from major products and services				
	The Group's revenues from its major products and services are disclosed in note 5.				

Source	International GAAP Holdings Limited																																																												
	<p>Geographical information</p> <p>The Group's revenue from external customers and information about its segment assets (non-current assets excluding financial instruments, deferred tax assets and other financial assets) by geographical location are detailed below:</p>																																																												
IFRS 8:33(a) IFRS 8:33(b)	<table border="1"> <thead> <tr> <th></th> <th colspan="2">Revenue from external customers</th> <th colspan="3">Non-current assets*</th> </tr> <tr> <th></th> <th>31/12/2021</th> <th>31/12/2020</th> <th>31/12/2021</th> <th>31/12/2020</th> <th>1/1/2020</th> </tr> <tr> <th></th> <th>CU</th> <th>CU</th> <th>CU</th> <th>CU</th> <th>CU</th> </tr> </thead> <tbody> <tr> <td>[A Land]</td> <td></td> <td></td> <td></td> <td></td> <td></td> </tr> <tr> <td>[B Land]</td> <td></td> <td></td> <td></td> <td></td> <td></td> </tr> <tr> <td>[C Land]</td> <td></td> <td></td> <td></td> <td></td> <td></td> </tr> <tr> <td>[D Land]</td> <td></td> <td></td> <td></td> <td></td> <td></td> </tr> <tr> <td>Other</td> <td></td> <td></td> <td></td> <td></td> <td></td> </tr> <tr> <td></td> <td></td> <td></td> <td></td> <td></td> <td></td> </tr> <tr> <td></td> <td></td> <td></td> <td></td> <td></td> <td></td> </tr> </tbody> </table>		Revenue from external customers		Non-current assets*				31/12/2021	31/12/2020	31/12/2021	31/12/2020	1/1/2020		CU	CU	CU	CU	CU	[A Land]						[B Land]						[C Land]						[D Land]						Other																	
	Revenue from external customers		Non-current assets*																																																										
	31/12/2021	31/12/2020	31/12/2021	31/12/2020	1/1/2020																																																								
	CU	CU	CU	CU	CU																																																								
[A Land]																																																													
[B Land]																																																													
[C Land]																																																													
[D Land]																																																													
Other																																																													
	<p>* Non-current assets exclude those relating to discontinued operations and non-current assets held for sale.</p>																																																												
IFRS 8:34	<p>Information about major customers</p> <p>Included in revenues arising from [Segment A] are revenues of approximately CU__ million (2020: CU__ million) which arose from sales to the Group's largest customer. No other single customers contributed 10 per cent or more to the Group's revenue in either 2021 or 2020.</p>																																																												



Source	International GAAP Holdings Limited		
IAS 1:104	7. Profit for the year		
	Profit for the year has been arrived at after charging/(crediting):		
		31/12/2021	31/12/2020
		CU	CU
IAS 21:52(a)	Net foreign exchange losses/(gains)		
IAS 38:126	Research and development costs		
IAS 20:20	Government grant for the purpose of immediate financial support		
IAS 20:39(b)	Government grants towards training costs		
	Amortisation of government grants towards purchase of property, plant and equipment		
IAS 1:104	Depreciation of property, plant and equipment		
IAS 36:126(a)	Impairment of property, plant and equipment		
IAS 1:97-98	Gain/(loss) on disposal of property, plant and equipment		
IFRS 16:53(a)	Depreciation of right-of-use assets		
IFRS 16:49			
IAS 38:118(d)	Amortisation of internally-generated intangible assets included in other expenses		
IAS 36:126(a)	Impairment of goodwill		
IAS 2:36(d)	Cost of inventories recognised as expense		
IAS 2:36(e)	Write downs of inventories recognised as an expense		
IAS 2:36(f)	Reversal of write downs of inventories recognised in the year		
IAS 1:104	Employee benefit expense (see note 8)		
IFRS 7:20(a)(vi)	Loss allowance on trade receivables (note 31)		
IFRS 7:20(a)(vi)	Loss allowance on other financial assets measured at amortised cost (note 24)		
IFRS 7:20(a)(viii)	Loss allowance on debt investments measured at FVTOCI (note 43)		
	Loss allowance on amounts due from contract assets (note 27)		
		_____	_____
		_____	_____
IAS 1:97-98	There was no loss allowance on financial guarantee contracts (note 38).		
IAS 2:36(g)	Costs of CU__ have been recognised during the year in respect of rectification work to be carried out on goods supplied to one of the Group's major customers, which have been included in <i>[specify caption]</i> .		
IAS 20:20	<i>[Describe circumstances or events that led to any reversal of any write-down of inventories.]</i>		
IAS 20:39(b)	In 2021, government grants of CU__ were received as part of a Government initiative to provide immediate financial support as a result of <i>[describe event that led to receipt of grants and the effect the grants have on the results]</i> . There are no future related costs in respect of these grants which were received solely as compensation for costs incurred in the year. Government grants towards training costs and purchase of property, plant and equipment are described in note 59.		



Source	International GAAP Holdings Limited		
	In [month] 2021, the Group disposed of [name of subsidiary] (see note 52). Certain of the non-core assets of the [____] division were retained by the Group. In addition, the [_____] operations of the [____] division were segregated from the manufacturing operations and retained by the Group. The assets retained were scrapped, and an impairment loss recognised in respect of their previous carrying amount. To the extent that employees could not be redeployed, redundancy terms were agreed.		
IAS 1:97 IAS 1:98	The restructuring costs charged to profit or loss consist of an impairment loss recognised in respect of assets of CU__ and redundancy costs of CU__.		
	8. Staff costs		
		31/12/2021	31/12/2020
		CU	CU
	Post-employment benefits (note 58)		
IAS 19:53	Defined contribution plans		
IAS 19:135(b)	Defined benefit plans		
IFRS 2:50	Share-based payments (note 57)		
IFRS 2:51(a)	Equity-settled share-based payments		
IFRS 2:51(a)	Cash-settled share-based payments		
IAS 1:104	Termination benefits		
	Other employee benefits		
IAS 1:104	Total employee benefit expense		
	9. Finance income		
		31/12/2021	31/12/2020
		CU	CU
IFRS 7:20(b)	Interest income:		
	Financial instruments measured at amortised cost:		
	• Bank deposits		
	• Other financial assets measured at amortised cost (see note 24)		
	Investment in debt instruments measured at FVTOCI (see note 24)		

Source	International GAAP Holdings Limited		
	Other:		
IFRS 7:B5(e) IFRS 7:11A(d)	Dividends received from equity investments designated as at FVTOCI (see note 24):		
	<ul style="list-style-type: none"> • Relating to investments derecognised during the year • Relating to investments held at the end of the reporting period 		
	Total finance income		
	10. Other gains and losses		
		31/12/2021	31/12/2020
		CU	CU
IFRS 7:20(a)(i)	Net gain/(loss) arising on financial liabilities designated as at FVTPL (i)		
IFRS 7:20(a)(i)	Net gain/(loss) arising on financial assets mandatorily measured at FVTPL (ii)		
IFRS 7:20(a)(i)	Net gain/(loss) arising on financial liabilities mandatorily measured at FVTPL (iii)		
IFRS 7:20(a)(viii)	Reclassification of net gain/(loss) on debt investments classified as at FVTOCI from equity to profit or loss upon disposal		
IFRS 7:20(a)(v)	Net gain/(loss) arising on derecognition of financial liabilities measured at amortised cost		
IFRS 7:20(a)(v) IFRS 7:20A	Net gain/(loss) arising on modification of financial instruments measured at amortised cost that were not derecognised		
IAS 40:76(d)	Gain/(loss) on remeasurement of investment property		
IFRS 7:24A(c) IFRS 7:24C(b)(ii)	Hedge ineffectiveness on cash flow hedges		
IFRS 7:24A(c) IFRS 7:24C(b)(ii)	Hedge ineffectiveness on net investment hedges		
IFRIC 19:11	(Gain)/loss on debt for equity swap		
	Net foreign exchange gain/(loss)		
	(i) The net loss on the redeemable preference shares designated as at FVTPL includes a gain of CU__ resulting from the decrease in fair value of the liabilities other than changes in the fair value of the liabilities attributable to the liabilities' credit risk, offset by dividends of CU__ paid during the year (note 11).		
	(ii) The amount represents a net gain on investments in listed equity shares (see note 24) and comprises an increase in fair value of CU__ (2020: CU__), including dividends of CU__ received during the year (2020: CU__).		
	(iii) The amount represents a net loss arising on an interest rate swap that economically hedges the fair value of the redeemable cumulative preference shares, but for which hedge accounting is not applied (see note 34). The net loss on the interest rate swap comprises an increase in fair value of CU__ of the swap, including interest of CU__ paid during the year.		

Source	International GAAP Holdings Limited		
IAS 1:97	<p>The (gain)/loss arising on adjustment for the hedged item in a designated fair value hedge accounting relationship relates to the fixed rate bank loan, details of which are disclosed in note 32. This (gain)/loss forms part of the net gains or net losses on other financial liabilities carried at amortised cost.</p> <p>During the year the Group extinguished some of its borrowings by issuing equity instruments. In accordance with IFRIC 19, the (gain)/loss recognised on these transactions was CU__ (2020: CU__).</p> <p>The foreign exchange gains/losses arose on the unhedged monetary items denominated in foreign currencies. The amount predominantly consists of retranslation of bank loans of CU__ (2020: CU__).</p>		
	11. Finance costs		
		31/12/2021	31/12/2020
		CU	CU
	Interest on bank overdrafts and loans		
	Interest on convertible loan notes		
IFRS 16:49 IFRS 16:53(b)	Interest on lease liabilities		
IFRS 7:20(b)	Total interest expense for financial liabilities not classified as at FVTPL		
IAS 23:26(a)	Less: amounts included in the cost of qualifying assets		
IFRS 7.24C(a)(ii) IFRS 9:6.5.8(a)	Loss/(gain) arising on derivatives as designated hedging instruments in fair value hedges		
IFRS 9:6.5.8(b)	(Gain)/loss arising on adjustment for the hedged item attributable to the hedged risk in a designated fair value hedge accounting relationship		
IFRS 7:24C(b)(iv) IFRS 9:6.5.11(d) (ii)	(Gain)/loss arising on interest rate swaps as designated hedging instruments in cash flow hedges of floating rate debt reclassified from equity to profit or loss		
IFRS 7:24C(b)(iv) IFRS 9:6.5.12(b)	(Gain)/loss arising on forward foreign exchange contracts designated as hedging instruments in cash flow hedges of forecast transactions that are no longer expected to occur reclassified from equity to profit or loss		
	Unwinding of discount on provisions		
IAS 19:134	Net interest expense on defined benefit obligation		
	Other finance costs		
IAS 23:26(b)	Borrowing costs included in the cost of qualifying assets during the year arose on the general borrowing pool and are calculated by applying a capitalisation rate of __ per cent (2020: __ per cent) to expenditure on such assets.		

Source	International GAAP Holdings Limited		
 	12. Income Tax		
		31/12/2021	31/12/2020
		CU	CU
IAS 12:79-80	Corporation income tax:		
	Current year		
	Adjustments in respect of prior years		
IAS 12:79-80	Deferred tax (see note 35)		
	Origination and reversal of temporary differences		
	Effect of changes in tax rates		
	Write-down of previously recognised deferred tax assets		
	Other <i>[describe]</i>		
	The standard rate of corporation tax applied to reported profit is __ per cent (2020: __ per cent).		
	Commentary:		
IAS 12:85	<i>The applicable rate used in the tax reconciliation should provide the most meaningful information to users of the financial statements. When profits are earned across a number of jurisdictions default to the tax rate in the country of domicile may not provide the most meaningful information. It may be more appropriate to use a weighted average applicable rate for the year, reflecting the applicable rates for the countries in which the Group earned profits.</i>		
IAS 12:81(d)	The applicable rate has changed following <i>[describe the impact of any changes in the tax authorities' tax rates (and tax laws) that have been enacted or substantively enacted by the end of the reporting period]</i> .		
	Taxation for other jurisdictions is calculated at the rates prevailing in the respective jurisdictions.		
IAS 12:81(h)	No tax charge or credit arose on the disposal of <i>[name of subsidiary]</i> .		

Source International GAAP Holdings Limited

IAS 12:81(c)

The charge for the year can be reconciled to the profit before tax as follows:

	31/12/2021	31/12/2020
	CU	CU
Profit before tax on continuing operations		
Tax at the [A Land] corporation tax rate of __ per cent (2020: __per cent)		
Tax effect of share of results of associates		
Tax effect of expenses that are not deductible in determining taxable profit		
Tax effect of income not taxable in determining taxable profit		
Tax effect of utilisation of tax losses not previously recognised		
Change in unrecognised deferred tax assets		
Effect of different tax rates of subsidiaries operating in other jurisdictions		
Tax expense for the year		


Commentary:

The reconciliation should enable users of financial statements to understand whether the relationship between tax expense (income) and accounting profit is unusual and to understand the significant factors that could affect that relationship in the future. Distinguishing between recurring and non-recurring items may assist with this. It is also informative to state the effective tax rate. The relationship between tax expense (income) and accounting profit may be affected by such factors as revenue that is exempt from taxation, expenses that are not deductible in determining taxable profit (tax loss), the effect of tax losses and the effect of foreign tax rates and it is useful to explain these items.

IAS 12:84

Source	International GAAP Holdings Limited	
IAS 12:81(ab)	In addition to the amount charged to profit or loss, the following amounts relating to tax have been recognised in other comprehensive income:	
	31/12/2021	31/12/2020
	CU	CU
	Current tax	
	<i>[describe items and split between those items that will not be reclassified subsequently to profit or loss and those items that may be reclassified subsequently to profit or loss]</i>	
	Deferred tax	
	Items that will not be reclassified subsequently to profit or loss:	
	Gains/(losses) on property revaluation	
	Remeasurement of net defined benefit liability	
	Fair value gain/(loss) on investments in equity instruments designated as at FVTOCI	
	Fair value gain/(loss) on financial liabilities designated as at FVTPL attributable to changes in credit risk	
	Items that may be reclassified subsequently to profit or loss:	
	<u>Debt instruments measured at FVTOCI:</u>	
	Fair value gain/(loss) on investments in debt instruments measured at FVTOCI	
	Less: Cumulative (gain)/loss on investments in debt instruments classified as at FVTOCI reclassified to profit or loss upon disposal	
	Less: Cumulative (gain)/loss on investments in debt instruments classified as at FVTOCI reclassified to profit or loss upon reclassification from FVTOCI to FVTPL	
	<u>Cash flow hedges:</u>	
	Fair value gain/(loss) arising on hedging instruments during the period	
	Less: Cumulative (gain)/loss arising on hedging instruments reclassified to profit or loss	
	<u>Cost of hedging:</u>	
	Changes in the fair value during the period in relation to transaction related hedged items	
	Changes in the fair value during the period in relation to time-period related hedged items	
	Less: Cumulative (gain)/loss arising on changes in the fair value in relation to transaction-related hedged items reclassified to profit or loss	
	Less: Amortisation to profit or loss of cumulative (gain)/loss arising on changes in the fair value in relation to time-period related hedged item	
	Exchange differences on translation of foreign operations	
	Gains/(losses) on net investment hedge	
IAS 12:81(a)	Total income tax recognised in other comprehensive income	

Source	International GAAP Holdings Limited		
	In addition to the amount charged to profit or loss and other comprehensive income, the following amounts relating to tax have been recognised directly in equity:		
		31/12/2021	31/12/2020
		CU	CU
	Current tax		
	Excess tax deductions related to share-based payments on exercised options		
	Deferred tax		
	Initial recognition of the equity component on issue of convertible loan notes		
	Change in estimated excess tax deductions related to share-based payments		
IAS 12:81(a)	Total income tax recognised directly in equity		

Source	International GAAP Holdings Limited					
IFRS 5:30 - 32	13. Discontinued operations					
	On <i>[date]</i> 2021, the Group entered into a sale agreement to dispose of <i>[name of subsidiary]</i> , which carried out all of the Group's <i>[...]</i> operations. The disposal was effected in order to generate cash flows for the expansion of the Group's other businesses. The disposal was completed on <i>[date]</i> 2021, on which date control of <i>[name of subsidiary]</i> passed to the acquirer. Details of the assets and liabilities disposed of, and the calculation of the profit or loss on disposal, are disclosed in note 52.					
IFRS 5:33(b) IFRS 5:34	The results of the discontinued operations, which have been included in the profit for the year, were as follows:					
		<table border="1"> <thead> <tr> <th data-bbox="1096 600 1299 656">Period ended <i>[date]</i> 2021</th> <th data-bbox="1299 600 1487 656">Year ended 31/12/2020</th> </tr> <tr> <th data-bbox="1096 678 1299 723">CU</th> <th data-bbox="1299 678 1487 723">CU</th> </tr> </thead> </table>	Period ended <i>[date]</i> 2021	Year ended 31/12/2020	CU	CU
Period ended <i>[date]</i> 2021	Year ended 31/12/2020					
CU	CU					
IFRS 5:33(b)(i)	Revenue					
IFRS 5:33(b)(i)	Expenses					
IFRS 5:33(b)(i)	Profit before tax					
IFRS 5:33(b)(ii) IAS 12:81(h)	Attributable tax expense					
IFRS 5:33(b)(iii)	Loss on disposal of discontinued operations					
IFRS 5:33(b)(iv) IAS 12:81(h)	Attributable tax expense					
IFRS 5:33(d)	Net loss attributable to discontinued operations (attributable to owners of the Company)					
IFRS 5:33(c)	During the year, <i>[name of subsidiary]</i> contributed CU__ million (2020: CU__ million) to the Group's net operating cash flows, paid CU__ million (2020: CU__ million) in respect of investing activities and paid CU__ million (2020: CU__ million) in respect of financing activities.					
	A loss of CU__ million arose on the disposal of <i>[name of subsidiary]</i> , being the difference between the proceeds of disposal and the carrying amount of the subsidiary's net assets and attributable goodwill.					
IFRS 5:41 IFRS 5:38	In addition, on <i>[date]</i> the board resolved to dispose of the Group's <i>[specify]</i> operations and negotiations with several interested parties have subsequently taken place. The disposal is consistent with the Group's long-term policy to focus its activities on the Group's other businesses. These operations, which are expected to be sold within 12 months, have been classified as a disposal group held for sale and presented separately in the statement of financial position. The proceeds of disposal are expected to substantially exceed the carrying amount of the related net assets and accordingly no impairment losses have been recognised on the classification of these operations as held for sale. The major classes of assets and liabilities comprising the operations classified as held for sale are as follows:					



Source	International GAAP Holdings Limited		
		31/12/2021	
		CU	
	Goodwill		
	Property, plant and equipment		
	Inventories		
	Trade and other receivables		
	Cash and bank balances		
	Total assets classified as held for sale		
	Trade and other payables		
	Tax liabilities		
	Bank overdrafts and loans		
	Total liabilities associated with assets classified as held for sale		
	Net assets of disposal group		
	14. Dividends		
		31/12/2021	31/12/2020
		CU	CU
	Amounts recognised as distributions to equity holders in the year:		
	Final dividend for the year ended 31 December 2020 of CU__ (2019: CU__) per share		
	Interim dividend for the year ended 31 December 2021 of CU__ (2020: CU__) per share		
IAS 1:107	Proposed final dividend for the year ended 31 December 2021 of CU__ (2020: CU__) per share		
IAS 1:137(a) IAS 10:13	The proposed final dividend is subject to approval by shareholders at the annual general meeting and has not been included as a liability in these financial statements. The proposed dividend is payable to all shareholders on the register of members on <i>[insert date]</i> . The total estimated dividend to be paid is CU__ per share. The payment of this dividend will not have any tax consequences for the Group.		
	Under an arrangement dated <i>[date]</i> , <i>[name]</i> who holds <i>[number]</i> ordinary shares representing __ per cent of the Company's called up share capital, has agreed to waive all dividends due to <i>[him/her]</i> for a period of <i>[specify]</i> .		

Source	International GAAP Holdings Limited									
IAS 33:2-3	<p>15. Earnings per share</p> <p>Commentary:</p> <p><i>IAS 33 requires that earnings per share (EPS) information be presented in the consolidated financial statements of a group with a parent (and in the separate or individual financial statements of an entity):</i></p> <ul style="list-style-type: none"> • <i>Whose ordinary shares or potential ordinary shares are traded in a public market (a domestic or foreign stock exchange or an over-the-counter market, including local or regional markets) or</i> • <i>That files, or is in the process of filing, its (consolidated) financial statements with a securities commission or other regulatory organisation for the purpose of issuing ordinary shares in a public market</i> <p><i>If other entities choose to disclose EPS information voluntarily in their financial statements that comply with IFRS Standards, the disclosures in relation to the EPS information should comply fully with the requirements set out in IAS 33.</i></p> <p>From continuing and discontinued operations</p> <p>The calculation of the basic and diluted earnings per share is based on the following data:</p> <table border="1" style="width: 100%; margin-left: auto; margin-right: auto;"> <thead> <tr> <th></th> <th style="text-align: right; border-bottom: 1px solid black;">31/12/2021</th> <th style="text-align: right; border-bottom: 1px solid black;">31/12/2020</th> </tr> </thead> <tbody> <tr> <td></td> <td style="text-align: right;">CU</td> <td style="text-align: right;">CU</td> </tr> </tbody> </table>		31/12/2021	31/12/2020		CU	CU			
	31/12/2021	31/12/2020								
	CU	CU								
IAS 33:70(a)	<p>Earnings</p> <p>Earnings for the purposes of basic earnings per share being net profit attributable to owners of the Company</p> <p>Effect of dilutive potential ordinary shares:</p> <table border="1" style="width: 100%; margin-left: auto; margin-right: auto;"> <tbody> <tr> <td style="padding-left: 20px;">Interest on convertible loan notes (net of tax)</td> <td style="text-align: right; border-bottom: 1px solid black;"></td> <td style="text-align: right; border-bottom: 1px solid black;"></td> </tr> <tr> <td>Earnings for the purposes of diluted earnings per share</td> <td style="text-align: right; border-bottom: 3px double black;"></td> <td style="text-align: right; border-bottom: 3px double black;"></td> </tr> <tr> <td></td> <td style="text-align: right; border-bottom: 1px solid black;">31/12/2021</td> <td style="text-align: right; border-bottom: 1px solid black;">31/12/2020</td> </tr> </tbody> </table> <p>Number of shares</p>	Interest on convertible loan notes (net of tax)			Earnings for the purposes of diluted earnings per share				31/12/2021	31/12/2020
Interest on convertible loan notes (net of tax)										
Earnings for the purposes of diluted earnings per share										
	31/12/2021	31/12/2020								
IAS 33:70(b)	<p>Weighted average number of ordinary shares for the purposes of basic earnings per share</p>									
IAS 33:70(c)	<p>Effect of dilutive potential ordinary shares</p> <table border="1" style="width: 100%; margin-left: auto; margin-right: auto;"> <tbody> <tr> <td style="padding-left: 20px;">Share options</td> <td style="text-align: right; border-bottom: 1px solid black;"></td> <td style="text-align: right; border-bottom: 1px solid black;"></td> </tr> <tr> <td style="padding-left: 20px;">Convertible loan notes</td> <td style="text-align: right; border-bottom: 1px solid black;"></td> <td style="text-align: right; border-bottom: 1px solid black;"></td> </tr> <tr> <td>Weighted average number of ordinary shares for the purposes of diluted earnings per share</td> <td style="text-align: right; border-bottom: 3px double black;"></td> <td style="text-align: right; border-bottom: 3px double black;"></td> </tr> </tbody> </table>	Share options			Convertible loan notes			Weighted average number of ordinary shares for the purposes of diluted earnings per share		
Share options										
Convertible loan notes										
Weighted average number of ordinary shares for the purposes of diluted earnings per share										
	<p>The denominator for the purposes of calculating both basic and diluted earnings per share has been adjusted to reflect the capitalisation issue in 2021.</p>									

Source	International GAAP Holdings Limited	
IAS 33 :70(c)	<p>The following potential ordinary shares are anti-dilutive and are therefore excluded from the weighted average number of ordinary shares for the purpose of diluted earnings per share.</p>	
	31/12/2021	31/12/2020
	Number of shares	
	[Describe]	
	From continuing operations	
	31/12/2021	31/12/2020
	CU	CU
IAS 33:70(a)	Earnings	
	Net profit attributable to equity holders of the parent	
	Adjustments to exclude loss for the year from discontinued operations	
	Earnings from continuing operations for the purpose of basic earnings per share excluding discontinued operations	
	Effect of dilutive potential ordinary shares:	
	Interest on convertible loan notes (net of tax)	
	Earnings from continuing operations for the purpose of diluted earnings per share excluding discontinued operations	
	The denominators used are the same as those detailed above for both basic and diluted earnings per share from continuing and discontinued operations.	
IAS 33:68 IAS 33:69	From discontinued operations	
	31/12/2021	31/12/2020
	CU	CU
	Basic	
	Diluted	

Source	International GAAP Holdings Limited						
IAS 8:28(f)(ii)	Impact of changes in accounting policy (see note 2)						
	Impact on profit for the year from continuing operations		Impact on basic earnings per share		Impact on diluted earnings per share		
	31/12/2021	31/12/2020	31/12/2021	31/12/2020	31/12/2021	31/12/2020	
	CU	CU	CU	CU	CU	CU	
	Changes in accounting policies relating to:						
	<i>[Specify relevant changes in accounting policy]</i>						
	_____		_____		_____		
	_____		_____		_____		
	IAS 8:49(b)(ii)	Impact of prior year errors (see note 2)					
		Impact on profit for the year from continuing operations		Impact on basic earnings per share		Impact on diluted earnings per share	
31/12/2021		31/12/2020	31/12/2021	31/12/2020	31/12/2021	31/12/2020	
CU		CU	CU	CU	CU	CU	
Changes relating to prior period errors:							
<i>[Specify relevant prior period error]</i>							
_____		_____		_____			
_____		_____		_____			

Source	International GAAP Holdings Limited
	<p>16. Goodwill</p> <p style="text-align: right;">CU</p> <p>Cost</p> <p>At 1 January 2020</p> <p>Exchange differences</p> <p>Recognised on acquisition of a subsidiary</p> <p>Derecognised on disposal of a subsidiary</p> <p>Classified as held for sale</p> <p>Other changes</p> <hr/> <p>IFRS 3:B67(d) At 31 December 2020</p> <p>Exchange differences</p> <p>Recognised on acquisition of a subsidiary</p> <p>Derecognised on disposal of a subsidiary</p> <p>Classified as held for sale</p> <p>Other changes</p> <hr/> <p>IFRS 3:B67(d) At 31 December 2021</p> <hr/> <p>Accumulated impairment losses</p> <p>At 1 January 2020</p> <p>Exchange differences</p> <p>IAS 36:126 Impairment losses for the year</p> <p>Eliminated on disposal of a subsidiary</p> <hr/> <p>IFRS 3:B67(d) At 31 December 2020</p> <p>Exchange differences</p> <p>IAS 36:126 Impairment losses for the year</p> <p>Eliminated on disposal of a subsidiary</p> <hr/> <p>IFRS 3:B67(d) At 31 December 2021</p> <hr/>

Source	International GAAP Holdings Limited																								
IFRS 3:B67(d)	<p>Carrying amount</p> <p>At 31 December 2021</p> <p>At 31 December 2020</p> <p>At 1 January 2020</p>																								
IAS 36:134-135	<p>The carrying amount of goodwill has been allocated to CGUs as follows:</p> <table border="1" data-bbox="911 611 1501 1070"> <thead> <tr> <th></th> <th style="text-align: right;">31/12/2021</th> <th style="text-align: right;">31/12/2020</th> </tr> </thead> <tbody> <tr> <td></td> <td style="text-align: right;">CU</td> <td style="text-align: right;">CU</td> </tr> <tr> <td>[Segment C]: Electronic equipment – internet sales</td> <td></td> <td></td> </tr> <tr> <td>[Segment E]: Leisure goods – retail outlets</td> <td></td> <td></td> </tr> <tr> <td>[Segment G]: Construction operations – Alpha Construction</td> <td></td> <td></td> </tr> <tr> <td>[Segment G]: Construction operations – other</td> <td></td> <td></td> </tr> <tr> <td></td> <td style="border-top: 1px solid black;"></td> <td style="border-top: 1px solid black;"></td> </tr> <tr> <td></td> <td style="border-top: 1px solid black;"></td> <td style="border-top: 1px solid black;"></td> </tr> </tbody> </table>		31/12/2021	31/12/2020		CU	CU	[Segment C]: Electronic equipment – internet sales			[Segment E]: Leisure goods – retail outlets			[Segment G]: Construction operations – Alpha Construction			[Segment G]: Construction operations – other								
	31/12/2021	31/12/2020																							
	CU	CU																							
[Segment C]: Electronic equipment – internet sales																									
[Segment E]: Leisure goods – retail outlets																									
[Segment G]: Construction operations – Alpha Construction																									
[Segment G]: Construction operations – other																									
 	<p>The Group tests goodwill annually for impairment, or more frequently if there are indications that goodwill might be impaired.</p> <p><i>Electronic equipment – internet sales</i></p> <p>The recoverable amount of the ‘electronic equipment – internet sales’ segment as a cash-generating unit is determined based on a value in use calculation which uses cash flow projections based on financial budgets approved by the directors covering a five-year period and a pre-tax discount rate of __ per cent per annum (2020: __ per cent per annum) calculated by [<i>describe method used to determine the discount rate</i>].</p> <p>The key assumptions used by management in setting the financial budgets for the initial five-year period were as follows:</p> <p><i>Forecast sales growth rates</i></p> <p>Forecast sales growth rates are based on past experience adjusted for [<i>discuss reasons for adjusting the historic measures, for example, sales/market trends and the strategic decisions made in respect of the cash-generating unit</i>].</p> <p><i>Operating profits</i></p> <p>Operating profits are forecast based on historical experience of operating margins, adjusted for the impact of [<i>describe reasons for adjusting the historical measures, for example, changes to product costs and cost saving initiatives</i>].</p> <p><i>Cash conversion</i></p> <p>Cash conversion is the ratio of operating cash flow to operating profit. Management forecasts cash conversion rates based on historical experience.</p> <p>Cash flows beyond that five-year period have been extrapolated using a steady __ per cent (2020: __ per cent) per annum growth rate. This growth rate exceeds by __ percentage points the long-term average growth rate for the international electronic equipment market. However, among other factors, the internet sales cash-generating unit benefits from the protection of a 20-year patent on the Series Z electronic equipment, granted in 2015, which is still acknowledged as one of the top models in the market.</p>																								

Source	International GAAP Holdings Limited
	<p>The steady growth rate of __ per cent is estimated by the directors of the Company based on past performance of the cash-generating unit and their expectations of market development. The directors estimate that a decrease in growth rate by __ per cent to __ per cent would reduce the headroom in the cash-generating unit to nil but would not result in an impairment charge.</p> <p><i>Leisure goods – retail outlets</i></p> <p>The recoverable amount of this cash-generating unit is determined based on a value in use calculation which uses cash flow projections based on financial budgets approved by the directors covering a five-year period, and a pre-tax discount rate of __ per cent per annum (2020: __ per cent per annum) calculated by [<i>describe method used to determine the discount rate</i>].</p> <p>The key assumptions used by management in setting the financial budgets for the initial five-year period were as follows:</p> <p><i>Forecast sales growth rates</i></p> <p>Forecast sales growth rates are based on past experience adjusted for [<i>discuss reasons for adjusting the historic measures, for example, sales/market trends and the strategic decisions made in respect of the cash-generating unit</i>].</p> <p><i>Operating profits</i></p> <p>Operating profits are forecast based on historical experience of operating margins, adjusted for the impact of [<i>describe reasons for adjusting the historical measures, for example, changes to product costs and cost saving initiatives</i>].</p> <p><i>Cash conversion</i></p> <p>Cash conversion is the ratio of operating cash flow to operating profit. Management forecasts cash conversion rates based on historical experience.</p> <p>Cash flow projections during the budget period are based on the same expected gross margins and inventory price inflation throughout the budget period. The cash flows beyond that five-year period have been extrapolated using a steady __ per cent (2020: __ per cent) per annum growth rate which is the projected long-term average growth rate for the international leisure goods market.</p> <p><i>Construction operations – Alpha Construction</i></p> <p>The goodwill associated with Alpha Construction arose when that business was acquired by the Group in 2013. The business has continued to operate on a satisfactory basis, but without achieving any significant increase in market share.</p> <p>During the year, the government of [<i>A Land</i>] introduced new regulations requiring registration and certification of builders for government contracts. In the light of the decision to focus the Group's construction activities through the other operating units in Subsidiary C Limited, the directors have decided not to register Alpha Construction for this purpose, which means that it has no prospects of obtaining future contracts. The directors have consequently determined to write off the goodwill directly related to Alpha Construction amounting to CU___. No other write-down of the assets of Alpha Construction is considered necessary. Contracts in progress at the end of the year will be completed without loss to the Group. The recoverable amount of the Alpha Construction cash-generating unit amounted to CU__ as at 31 December 2021.</p> <p>The impairment loss has been included in profit or loss in the [<i>other expenses/cost of sales</i>] line item.</p> <p><i>Construction operations – other</i></p> <p>The recoverable amount of the Group's remaining construction operations has been determined based on a value in use calculation which uses cash flow projections based on financial budgets approved by the directors covering a five-year period, and a pre-tax discount rate of __ per cent per annum (2020: __ per cent per annum) calculated by [<i>describe method used to determine the discount rate</i>].</p>

Source

International GAAP Holdings Limited

The key assumptions used by management in setting the financial budgets for the initial five-year period were as follows:

Forecast sales growth rates

Forecast sales growth rates are based on past experience adjusted for [discuss reasons for adjusting the historic measures, for example, sales/market trends and the strategic decisions made in respect of the cash-generating unit].

Operating profits

Operating profits are forecast based on historical experience of operating margins, adjusted for the impact of [describe reasons for adjusting the historical measures, for example, changes to product costs and cost saving initiatives].

Cash conversion

Cash conversion is the ratio of operating cash flows to operating profit. Management forecasts cash conversion rates based on historical experience.

Cash flows beyond that five-year period have been extrapolated using a steady ___ per cent (2020: ___ per cent) per annum growth rate. This growth rate does not exceed the long-term average growth rate for the construction market in [A Land].

Sensitivity analysis

The Group has conducted an analysis of the sensitivity of the impairment test to changes in the key assumptions used to determine the recoverable amount for each of the group of CGUs to which goodwill is allocated. The directors believe that any reasonably possible change in the key assumptions on which the recoverable amount of 'Electronic equipment – internet sales' and 'Construction operations – other' is based would not cause the aggregate carrying amount to exceed the aggregate recoverable amount of the related CGUs.



At the beginning of the financial year the recoverable amount of 'Leisure goods – retail outlets' was substantially in excess of its carrying amount. Due to current market conditions at the year-end, as discussed in note 4, the recoverable amount exceeds the carrying amount by CU__.

A ___ per cent underperformance against forecast sales growth rates for 'Leisure goods – retail outlets' is considered reasonably possible based on recent experience and would lead to an impairment charge of CU__.



A ___ per cent underperformance against forecast sales growth rates would reduce the headroom in 'Leisure goods – retail outlets' to nil but would not result in an impairment charge.



Source		International GAAP Holdings Limited		
		17. Other intangible assets		
		Capitalised development costs	Patents and trademarks	Total
		CU	CU	CU
IAS 38:118(c) IAS 38:118(e)		Cost		
		At 1 January 2020		
		Exchange differences		
		Additions from internal development		
		At 31 December 2020		
		Exchange differences		
		Additions from internal development		
		Additions from separate acquisitions		
		Acquired on acquisition of a subsidiary		
		At 31 December 2021		
IAS 38:118(c) IAS 38:118(e)		Amortisation		
		At 1 January 2020		
		Exchange differences		
		Charge for the year		
		At 31 December 2020		
		Exchange differences		
		Charge for the year		
		At 31 December 2021		
		Carrying amount		
		At 31 December 2021		
		At 31 December 2020		
		At 1 January 2020		
		The amortisation period for development costs incurred on the Group's [<i>specify</i>] development is [<i>number</i>] years.		
		Patents and trademarks are amortised over their estimated useful lives, which is on average [<i>number</i>] years.		
IAS 38:122(b)		The Group holds a patent for the manufacture of its Z Series Electronic Equipment. The carrying amount of the patent of CU__ million (2020: CU__ million) will be fully amortised in __ years (2020: __ years).		

Source	International GAAP Holdings Limited				
	18. Property, plant and equipment				
		Land and buildings	Plant and machinery	Fixtures and fittings	Total
		CU	CU	CU	CU
	Cost or valuation				
	At 1 January 2020				
	Additions				
	Acquisition of subsidiary				
	Exchange differences				
	Disposals				
	Revaluation increase				
IAS 16:73(d)-(e)	At 31 December 2020				
	Additions				
	Acquisition of subsidiary				
	Exchange differences				
	Reclassified as held for sale				
	Revaluation increase				
	Transferred to investment property				
IAS 16:73(d)-(e)	At 31 December 2021				
	Comprising:				
	At cost				
	At valuation 2021				

Source	International GAAP Holdings Limited
	<p>Accumulated depreciation and impairment</p> <p>At 1 January 2020</p> <p>Charge for the year</p> <p>Impairment loss</p> <p>Exchange differences</p> <p>Eliminated on disposals</p> <p>Eliminated on revaluation</p> <hr/>
IAS 16:73(d)-(e)	<p>At 31 December 2020</p> <p>Charge for the year</p>
IAS 36:126	<p>Impairment loss</p> <p>Exchange differences</p> <p>On assets reclassified as held for sale</p> <p>Eliminated on revaluation</p> <p>Transferred to investment property</p> <hr/>
IAS 16:73(d)-(e)	<p>At 31 December 2021</p> <hr/>
	<p>Carrying amount</p> <p>At 31 December 2021</p> <p>At 31 December 2020</p> <p>At 1 January 2020</p>
	<p>Commentary:</p> <p><i>Although not illustrated in these model financial statements, for items of property, plant and equipment which are subject to an operating lease, a lessor should apply the disclosure requirements of IAS 16.</i></p> <p><i>For this purpose, each class of property, plant and equipment should be segregated into assets subject to operating leases and assets not subject to operating leases (i.e. the disclosures required by IAS 16 should be provided separately for assets subject to an operating lease (by class of underlying asset) and owned assets held and used by the lessor.</i></p>
IFRS 16:95	
 	<p>Fair value measurement of the Group's freehold land and buildings</p> <p>The Group's freehold land and buildings are stated at their revalued amounts, being the fair value at the date of revaluation, less any subsequent accumulated depreciation and subsequent accumulated impairment losses. The fair value measurements of the Group's freehold land and buildings as at 31 December 2021 and 31 December 2020 were performed by [name of valuers], independent valuers not related to the Group. [Name of valuers] are members of the Institute of Valuers of _____, and they have appropriate qualifications and recent experience in the fair value measurement of properties in the relevant locations. The valuation conforms to International Valuation Standards and was based on recent market transactions on arm's length terms for similar properties.</p> <p>The fair value of the freehold land was determined based on the market comparable approach that reflects recent transaction prices for similar properties/other methods [describe].</p> <p>The fair value of the buildings was determined using the cost approach that reflects the cost to a market participant to construct assets of comparable utility and age, adjusted for obsolescence/other methods [describe]. [Describe the valuation techniques and the inputs used in determining the fair value.]</p> <p>There has been no change to the valuation technique during the year.</p>

Source	International GAAP Holdings Limited																																														
IFRS 13:93(a) - (b)	<p>Details of the Group's freehold land and buildings and information about the fair value hierarchy as at the end of the reporting period are as follows:</p> <table border="1" style="width: 100%; border-collapse: collapse;"> <thead> <tr> <th></th> <th style="text-align: center;">Level 2</th> <th style="text-align: center;">Level 3</th> <th style="text-align: center;">Fair value as at 31/12/2021</th> </tr> <tr> <th></th> <th style="text-align: center;">CU</th> <th style="text-align: center;">CU</th> <th style="text-align: center;">CU</th> </tr> </thead> <tbody> <tr> <td colspan="4">A manufacturing plant in X Land contains:</td> </tr> <tr> <td style="padding-left: 20px;">Freehold land</td> <td></td> <td></td> <td></td> </tr> <tr> <td style="padding-left: 20px;">Buildings</td> <td></td> <td></td> <td></td> </tr> <tr> <td colspan="4"> </td> </tr> <tr> <td></td> <th style="text-align: center;">Level 2</th> <th style="text-align: center;">Level 3</th> <th style="text-align: center;">Fair value as at 31/12/2020</th> </tr> <tr> <td></td> <th style="text-align: center;">CU</th> <th style="text-align: center;">CU</th> <th style="text-align: center;">CU</th> </tr> <tr> <td colspan="4">A manufacturing plant in X Land contains:</td> </tr> <tr> <td style="padding-left: 20px;">Freehold land</td> <td></td> <td></td> <td></td> </tr> <tr> <td style="padding-left: 20px;">Buildings</td> <td></td> <td></td> <td></td> </tr> </tbody> </table>				Level 2	Level 3	Fair value as at 31/12/2021		CU	CU	CU	A manufacturing plant in X Land contains:				Freehold land				Buildings									Level 2	Level 3	Fair value as at 31/12/2020		CU	CU	CU	A manufacturing plant in X Land contains:				Freehold land				Buildings			
	Level 2	Level 3	Fair value as at 31/12/2021																																												
	CU	CU	CU																																												
A manufacturing plant in X Land contains:																																															
Freehold land																																															
Buildings																																															
	Level 2	Level 3	Fair value as at 31/12/2020																																												
	CU	CU	CU																																												
A manufacturing plant in X Land contains:																																															
Freehold land																																															
Buildings																																															
<p>Commentary:</p> <p><i>The categorisation of fair value measurements into the different levels of the fair value hierarchy depends on the degree to which the inputs to the fair value measurements are observable and the significance of the inputs to the fair value measurement. The above categorisations are for illustrative purpose only. It is worth noting the following points:</i></p> <ul style="list-style-type: none"> • <i>The classification into the 3-level hierarchy is not an accounting policy choice. For land and buildings, given their unique nature, it is extremely rare that the fair value measurement would be identified as a Level 1 measurement. Whether the fair value measurement in its entirety should be classified into Level 2 or Level 3 would depend on the extent to which the inputs and assumptions used in arriving at the fair value are observable. In many situations where valuation techniques (with significant unobservable inputs) are used in estimating the fair value of the real estate properties, the fair value measurement as a whole would be classified as Level 3.</i> • <i>The level within which the fair value measurement is categorised bears no relation to the quality of the valuation. For example, the fact that a real estate property is classified as a Level 3 fair value measurement does not mean that the property valuation is not reliable – it merely indicates that significant unobservable inputs have been used and significant judgement was required in arriving at the fair value.</i> 																																															
<p>Commentary:</p> <p><i>Where there had been a transfer between different levels of the fair value hierarchy, the Group should disclose the reasons for the transfer and the Group's policy for determining when transfers between levels are deemed to have occurred (for example, at the beginning or end of the reporting period or at the date of the event that caused the transfer).</i></p>																																															
IFRS 13:95																																															

Source	International GAAP Holdings Limited												
IAS 16:77(e)	<p>Had the Group's freehold land and buildings (other than land and buildings classified as held for sale or included in a disposal group) been measured on a historical cost basis, their carrying amount would have been as follows:</p> <table style="width: 100%; border-collapse: collapse;"> <thead> <tr> <th style="width: 60%;"></th> <th style="width: 20%; text-align: center; border-bottom: 1px solid black;">As at 31/12/2021</th> <th style="width: 20%; text-align: center; border-bottom: 1px solid black;">As at 31/12/2020</th> </tr> <tr> <th></th> <th style="text-align: center;">CU</th> <th style="text-align: center;">CU</th> </tr> </thead> <tbody> <tr> <td>Freehold land</td> <td style="border-top: 1px solid black; border-bottom: 1px solid black;"></td> <td style="border-top: 1px solid black; border-bottom: 1px solid black;"></td> </tr> <tr> <td>Buildings</td> <td style="border-top: 1px solid black; border-bottom: 1px solid black;"></td> <td style="border-top: 1px solid black; border-bottom: 1px solid black;"></td> </tr> </tbody> </table> <p>The revaluation surplus is disclosed in note 43. The revaluation surplus arises in a subsidiary and cannot be distributed to the parent due to legal restrictions in the country of incorporation.</p> <p>At 31 December 2021, the Group had entered into contractual commitments for the acquisition of property, plant and equipment amounting to CU__ million (2020: CU__ million).</p>		As at 31/12/2021	As at 31/12/2020		CU	CU	Freehold land			Buildings		
	As at 31/12/2021	As at 31/12/2020											
	CU	CU											
Freehold land													
Buildings													
 	<p>Impairment losses recognised during the year</p> <p>During the year, as the result of the unexpected poor performance of a manufacturing plant, the Group carried out a review of the recoverable amount of that manufacturing plant and the related equipment. The poor performance of the plant can be attributed to <i>[insert description of reasons for poor performance, for example, this could include whether the impairment loss was prompted by external data or changes in the Company's own estimates]</i>.</p> <p>These assets are used in the Group's <i>[name segment]</i> reportable segment. The review led to the recognition of an impairment loss of CU__, which has been recognised in profit or loss. The Group also estimated the fair value less costs of disposal of the manufacturing plant and the related equipment, which is based on the recent market prices of assets with similar age and obsolescence. The fair value less costs of disposal is less than the value in use and hence the recoverable amount of the relevant assets has been determined on the basis of their value in use. The manufacturing plant and the related equipment were impaired to their recoverable amount based on value in use of CU__, which is their carrying value at year end.</p>												
IAS 36:130(a)-(g)	<p>The discount rate used in measuring value in use was __ per cent per annum. No impairment assessment was performed in 2020 as there was no indication of impairment.</p>												
IAS 36:131	<p>Additional impairment losses recognised in respect of plant and machinery in the year amounted to CU__ million. These losses are attributable to greater than anticipated wear and tear. Those assets have been impaired in full and they belong to the Group's <i>[name segment]</i> reportable segment.</p>												
IAS 36:126(a)	<p>The impairment losses have been included in the profit and loss in the <i>[other expenses/cost of sales]</i> line item.</p> <p>The impairment loss on fixtures and equipment arose in connection with the restructuring following the disposal of <i>[specify/provide cross-reference]</i>.</p>												
IAS 16:74(a)	<p>Assets pledged as security</p> <p>Freehold land and buildings with a carrying amount of CU__ million (2020: CU__ million) have been pledged to secure borrowings of the Group (see note 32). The Group is not allowed to pledge these assets as security for other borrowings or to sell them to another entity.</p>												

Source	International GAAP Holdings Limited																												
IFRS 16:96	<p>19. Investment property</p> <p style="text-align: right;">CU</p> <p>Fair value</p> <p>At 1 January 2020</p> <p>Additions</p> <p>Exchange differences</p> <p>Disposals</p> <p>Increase in fair value during the year</p> <hr/>																												
IAS 40:76	<p>At 31 December 2020</p> <p>Additions</p> <p>Exchange differences</p> <p>Disposals</p> <p>Increase in fair value during the year</p> <p>Transferred from property, plant and equipment</p> <hr/>																												
IAS 40:76	<p>At 31 December 2021</p> <hr/>																												
 	<p>The fair value of the Group's investment property at 31 December 2021 has been arrived at on the basis of a valuation carried out at that date by [<i>name of valuers</i>], independent valuers not connected with the Group. The valuation conforms to International Valuation Standards. The fair value was determined [<i>based on the market comparable approach that reflects recent transaction prices for similar properties/other methods [describe]</i>].</p>																												
IAS 40:75(e)																													
IFRS 13:91(a)	In estimating the fair value of the properties, the highest and best use of the properties is their current use.																												
IFRS 13:93(d)	[<i>Describe the valuation technique and inputs used in the fair value measurement</i>].																												
	There has been no change to the valuation technique during the year.																												
IFRS 13:93(b)	Details of the Group's investment properties and information about the fair value hierarchy as at the end of the reporting period are as follows:																												
	<table border="1" style="width: 100%; border-collapse: collapse;"> <thead> <tr> <th></th> <th style="text-align: center;">Level 2</th> <th style="text-align: center;">Level 3</th> <th style="text-align: center;">Fair value as at 31/12/2021</th> </tr> <tr> <th></th> <th style="text-align: center;">CU</th> <th style="text-align: center;">CU</th> <th style="text-align: center;">CU</th> </tr> </thead> <tbody> <tr> <td>Commercial units located in A Land – BB City</td> <td></td> <td></td> <td></td> </tr> <tr> <td>Office units located in A Land – CC City</td> <td></td> <td></td> <td></td> </tr> <tr> <td>Residential units located in A Land – DD City</td> <td></td> <td></td> <td></td> </tr> <tr> <td></td> <td style="border-top: 1px solid black;"></td> <td style="border-top: 1px solid black;"></td> <td style="border-top: 1px solid black;"></td> </tr> <tr> <td></td> <td style="border-top: 3px double black;"></td> <td style="border-top: 3px double black;"></td> <td style="border-top: 3px double black;"></td> </tr> </tbody> </table>		Level 2	Level 3	Fair value as at 31/12/2021		CU	CU	CU	Commercial units located in A Land – BB City				Office units located in A Land – CC City				Residential units located in A Land – DD City											
	Level 2	Level 3	Fair value as at 31/12/2021																										
	CU	CU	CU																										
Commercial units located in A Land – BB City																													
Office units located in A Land – CC City																													
Residential units located in A Land – DD City																													

Source	International GAAP Holdings Limited		
	Level 2	Level 3	Fair value as at 31/12/2020
	CU	CU	CU
	Commercial units located in A Land – BB City		
	Office units located in A Land – CC City		
	Residential units located in A Land – DD City		
IFRS 13:93(c)	<p>Commentary:</p> <p>Where there had been a transfer between the different levels of the fair value hierarchy, the Group should disclose the reasons for the transfer and the Group's policy for determining when transfers between levels are deemed to have occurred (for example, at the beginning or end of the reporting period or at the date of the event that caused the transfer).</p> <p>The Group shall transfer a property to, or from, investment property when, and only when, there is evidence of a change in use. A change in use occurs if property meets, or ceases to meet, the definition of investment property. A change in management's intentions for the use of a property by itself does not constitute evidence of a change in use.</p>		
	<p>Commentary:</p> <p>Fair value hierarchy</p> <p>The categorisation of fair value measurements into the different levels of the fair value hierarchy depends on the degree to which the inputs to the fair value measurements are observable and the significance of the inputs to the fair value measurement. The above categorisations are for illustrative purposes only. It is worth noting the following points:</p> <ul style="list-style-type: none"> • The classification into the 3-level hierarchy is not an accounting policy choice. For land and buildings, given their unique nature, it is extremely rare that the fair value measurement would be identified as a Level 1 measurement. Whether the fair value measurement in its entirety should be classified into Level 2 or Level 3 would depend on the extent to which the inputs and assumptions used in arriving at the fair value are observable. In many situations where valuation techniques (with significant unobservable inputs) are used in estimating the fair value of the real estate properties, the fair value measurement as a whole would be classified as Level 3 • The level within which the fair value measurement is categorised bears no relation to the quality of the valuation. For example, the fact that a real estate property is classified as a Level 3 fair value measurement does not mean that the property valuation is not reliable – it merely indicates that significant unobservable inputs have been used and significant judgement was required in arriving at the fair value <p>Fair value disclosures for investment properties measured using the cost model</p> <p>For investment properties that are measured using the cost model, IAS 40:79(e) requires the fair value of the properties to be disclosed in the notes to the financial statements. In that case, the fair value of the properties (for disclosure purpose) should be measured in accordance with IFRS 13. In addition, IFRS 13:97 requires the following disclosures:</p> <ul style="list-style-type: none"> • The level in which fair value measurement is categorised (i.e. Level 1, 2 or 3) • When the fair value measurement is categorised within level 2 or level 3, a description of the valuation technique(s) and the inputs used in the fair value measurement • The highest and best use of the properties (if different from their current use) and the reasons why the properties are being used in a manner that is different from their highest and best use 		

Source		International GAAP Holdings Limited		
		Valuation technique(s)	Significant unobservable input(s)	Sensitivity
IFRS 13:93(d)				
IFRS 13:93(d)				
IFRS 13:93(h)(i)	Commercial property units located in Land X – CC City	Income Capitalisation Approach	<p>Capitalisation rate, taking into account the capitalisation of rental income potential, nature of the property, and prevailing market condition, of __ per cent - __ per cent (2020: __ per cent - __ per cent).</p> <p>Monthly market rent, taking into account the differences in location, and individual factors, such as frontage and size, between the comparables and the property, at an average of CU__ (2020: CU__) per square metre (“sqm”) per month.</p>	<p>A slight increase in the capitalisation rate used would result in a significant decrease in fair value, and vice versa.</p> <p>A significant increase in the market rent used would result in a significant increase in fair value, and vice versa.</p>
<p>Commentary:</p> <p><i>In considering the level of disaggregation of the properties for the above disclosure, management of the entity should take into account the nature and characteristics of the properties in order to provide meaningful information to the users of the financial statements regarding the fair value measurement information of the different types of properties. The breakdown above is for illustrative purposes only.</i></p> <p><i>As illustrated above, for fair value measurements categorised within Level 3 of the fair value hierarchy, an entity provides quantitative information about the significant unobservable inputs used in the fair value measurement. An entity is not required to create quantitative information to comply with this disclosure requirement if quantitative unobservable inputs are not developed by the entity when measuring fair value (e.g. when an entity uses prices from prior transactions or third-party pricing information without adjustment). However, when providing this disclosure an entity cannot ignore quantitative unobservable inputs that are significant to the fair value measurement and are reasonably available to the entity.</i></p>				
IAS 40:75(f)			The Group has pledged all of its investment property to secure general banking facilities granted to the Group.	
IAS 40:75(h)			The property rental income earned by the Group from its investment property, all of which is leased out under operating leases, amounted to CU__ million (2020: CU__ million). Direct operating expenses arising on the investment property, all of which generated rental income in the year, amounted to CU__ million (2020: CU__ million).	
			The Group has entered into a contract for the maintenance of its investment property for the next five years, which will give rise to an annual charge of CU__ million.	

Source

International GAAP Holdings Limited



20. Subsidiaries

Commentary:

IFRS Standards do not explicitly require an entity to disclose a list of its subsidiaries in the consolidated financial statements. Nevertheless, local laws or regulations may require an entity to make such a disclosure. The disclosure below is for information only and may have to be modified to comply with the additional local requirements.

IFRS 12:10(a)(i)
IFRS 12:4
IFRS 12:B4(a)
IFRS 12:B5-B6



Information about the composition of the Group at the end of the reporting period is as follows:

Principal activity	Place of incorporation and operation	Number of wholly-owned subsidiaries	
		31/12/2021	31/12/2020
<i>[Insert Activity X]</i>	<i>[A Land]</i>		
<i>[Insert Activity Y]</i>	<i>[B Land]</i>		
Principal activity	Place of incorporation and operation	Number of non-wholly-owned subsidiaries	
		31/12/2021	31/12/2020
<i>[Insert Activity X]</i>	<i>[A Land]</i>		
<i>[Insert Activity Y]</i>	<i>[B Land]</i>		

IFRS 12:10(a)(ii)
IFRS 12:12(a)-(f)
IFRS 12:B11

The table below shows details of non-wholly owned subsidiaries of the Group that have material non-controlling interests.

Source		International GAAP Holdings Limited					
Commentary:							
<i>For illustrative purposes, the following non-wholly owned subsidiaries are assumed to have non-controlling interests that are material to the Group. The amounts disclosed should not reflect the elimination of intragroup transactions.</i>							
Name of subsidiary	Principal place of business and place of incorporation	Proportion of ownership interests and voting rights held by non-controlling interests		Profit (loss) allocated to non-controlling interests for the year		Non-controlling interests	
		31/12/2021	31/12/2020	31/12/2021	31/12/2020	31/12/2021	31/12/2020
		%	%	CU	CU	CU	CU
Subsidiary A Limited (i)	[A Land]						
Subsidiary B Limited (ii)	[B Land]						
Individually immaterial subsidiaries with non-controlling interests							
IFRS 12:9(b)	<p>(i) The Group owns __ per cent of the equity shares of Subsidiary A Limited. However, based on the contractual arrangements between the Group and other investors, the Group has the power to appoint and remove the majority of the board of directors of Subsidiary A Limited. The relevant activities of Subsidiary A Limited are determined by the board of directors of Subsidiary A Limited based on simple majority votes. Therefore, the directors of the Group concluded that the Group has control over Subsidiary A Limited and Subsidiary A Limited is consolidated in these financial statements.</p> <p>(ii) Subsidiary B Limited is listed on the stock exchange of [B Land]. Although the Group has only __ per cent ownership in Subsidiary B Limited, the directors concluded that the Group has a sufficiently dominant voting interest to direct the relevant activities of Subsidiary B Limited on the basis of the Group's absolute size of shareholding and the relative size of and dispersion of the shareholdings owned by other shareholders. The __ per cent ownership interests in Subsidiary B Limited are owned by thousands of shareholders that are unrelated to the Group, none individually holding more than __ per cent.</p>						
IFRS 12:13	The reconciliation of non-controlling interests in note 51 includes an analysis of the profit or loss allocated to non-controlling interests of each subsidiary where the non-controlling interest is material.						
IFRS 12:18	There are no significant restrictions on the ability of the Group to access or use assets and settle liabilities.						
	During the year, the Group disposed of a __ per cent of its interest in [name of subsidiary]. The proceeds on disposal of CU__ million were received in cash. An amount of CU__ million (being the proportion share of the carrying amount of net assets in [name of subsidiary] has been transferred to non-controlling interests (see note 51). The gain on disposal of [name of subsidiary] is disclosed in note 52. No investment was retained in the former subsidiary. The gain on disposal is included in the loss on discontinued operations, which is analysed in note 15.						
IFRS 12:14-17	Commentary:						
	<i>When the Group gives financial support to a consolidated structured entity, the nature and risks (including the type and amount of support provided) should be disclosed in the financial statements. Please see IFRS 12:15 for details.</i>						

Source	International GAAP Holdings Limited																	
  IFRS 12:21(a)	<h2>21. Associates</h2> <h3>Details of material associates</h3> <p>Details of each of the Group's material associates at the end of the reporting period are as follows:</p> <div style="background-color: #92d050; padding: 5px;">Commentary: <i>For illustrative purposes, the following associates are assumed to be material to the group.</i></div> <table border="1" style="width: 100%; border-collapse: collapse;"> <thead> <tr> <th rowspan="2">Name of associate</th> <th rowspan="2">Principal activity</th> <th rowspan="2">Place of incorporation and principal place of business</th> <th colspan="2">Proportion of ownership interest and voting rights held by the Group</th> </tr> <tr> <th style="border-bottom: 1px solid black;">31/12/2021</th> <th style="border-bottom: 1px solid black;">31/12/2020</th> </tr> </thead> <tbody> <tr> <td>Associate A Limited (i) & (ii)</td> <td><i>[insert Activity X]</i></td> <td><i>[A Land]</i></td> <td></td> <td></td> </tr> <tr> <td>Associate B Limited (iii)</td> <td><i>[insert Activity Y]</i></td> <td><i>[B Land]</i></td> <td></td> <td></td> </tr> </tbody> </table>	Name of associate	Principal activity	Place of incorporation and principal place of business	Proportion of ownership interest and voting rights held by the Group		31/12/2021	31/12/2020	Associate A Limited (i) & (ii)	<i>[insert Activity X]</i>	<i>[A Land]</i>			Associate B Limited (iii)	<i>[insert Activity Y]</i>	<i>[B Land]</i>		
Name of associate	Principal activity				Place of incorporation and principal place of business	Proportion of ownership interest and voting rights held by the Group												
		31/12/2021	31/12/2020															
Associate A Limited (i) & (ii)	<i>[insert Activity X]</i>	<i>[A Land]</i>																
Associate B Limited (iii)	<i>[insert Activity Y]</i>	<i>[B Land]</i>																
IFRS 12:21(b)(i)	All of the above associates are accounted for using the equity method in these consolidated financial statements as set out in the Group's accounting policies in note 3.																	
IFRS 12:21(a)(iv)	<p>(i) Pursuant to a shareholder agreement, the Company has the right to cast __ per cent of the votes at shareholder meetings of Associate A Limited.</p> <p>(ii) The financial year end date of Associate A Limited is 31 October. This was the reporting date established when that entity was incorporated, and a change of reporting date is not permitted in <i>[A Land]</i>. For the purposes of applying the equity method of accounting, the financial statements of Associate A Limited for the year ended 31 October 2021 have been used, and appropriate adjustments have been made for the effects of significant transactions between that date and 31 December 2021. As at 31 December 2021, the fair value of the Group's interest in Associate A Limited, which is listed on the stock exchange of <i>[A Land]</i>, was CU__ million (2020: CU__ million) based on the quoted market price available on the stock exchange of <i>[A Land]</i>, which is a Level 1 input in terms of IFRS 13.</p>																	
IFRS 12:22(b) IFRS 12:21(b)(III) IFRS 13:97																		
IFRS 12:9(e)	<p>(iii) Although the Group holds less than __ per cent of the equity shares of Associate B Limited, and it has less than __ per cent of the voting power at shareholder meetings, the Group exercises significant influence by virtue of its contractual right to appoint two out of seven directors to the board of directors of that entity.</p> <p>Dividends received from associates below represent the actual amounts attributable and hence received by the Group. The other summary information that precedes the reconciliation to the Group's carrying amount represents amounts included in the IFRS financial statements of the associate, not the entity's share of these amounts, although they are adjusted to reflect fair value adjustments upon acquisition or accounting policy alignments.</p>																	
IFRS 12:21(b)(ii) IFRS 12:B12 IFRS 12:B14(a)	Summarised financial information in respect of each of the Group's material associates is set out below. The summarised financial information below represents amounts in associates' financial statements prepared in accordance with IFRS Standards <i>[adjusted by the Group for equity accounting purposes]</i> .																	

Source	International GAAP Holdings Limited			
	Associate A Limited		Associate B Limited	
	31/12/2021	31/12/2020	31/12/2021	31/12/2020
	CU	CU	CU	CU
Current assets				
Non-current assets				
Current liabilities				
Non-current liabilities				
Equity attributable to owners of the Company				
Non-controlling interest				
Revenue				
Profit or loss from continuing operations				
Post-tax profit/(loss) from discontinued operations				
Profit/(loss) for the year				
Other comprehensive income attributable to the owners of the Company				
Total comprehensive income				
Dividends received from the associate during the year				

Source	International GAAP Holdings Limited				
IFRS 12:B14(b)	Reconciliation of the above summarised financial information to the carrying amount of the interest in Associate A Limited and Associate B Limited recognised in the consolidated financial statements:				
		Associate A Limited		Associate B Limited	
		31/12/2021	31/12/2020	31/12/2021	31/12/2020
		CU	CU	CU	CU
		Net assets of associate			
		Proportion of the Group's ownership interest in the associate			
		Goodwill			
		Other adjustments (please specify)			
		Carrying amount of the Group's interest in the associate			
IFRS 12:21(c)(ii) IFRS 12:B16	Aggregate information of associates that are not individually material				
		31/12/2021		31/12/2020	
		CU		CU	
		The Group's share of profit/(loss) from continuing operations			
		The Group's share of post-tax profit/(loss) from discontinued operations			
		The Group's share of other comprehensive income			
		The Group's share of total comprehensive income			
		Aggregate carrying amount of the Group's interests in these associates			
		Unrecognised share of losses of an associate			
		31/12/2021		31/12/2020	
	CU		CU		
IFRS 12:22(c)	The unrecognised share of loss of an associate for the year				
	Cumulative share of loss of an associate				

Source	International GAAP Holdings Limited
--------	-------------------------------------

IAS 28:22

Change in the Group's ownership interest in an associate

In the prior year, the Group held a __ per cent interest in E Plus Limited and accounted for the investment as an associate. In December 2021, the Group disposed of a __ per cent interest in E Plus Limited to a third party for proceeds of CU__ million (received in January 2022). The Group has accounted for the remaining __ per cent interest as a financial asset at FVTOCI whose fair value at the date of disposal was CU__, which was determined using a discounted cash flow model [*describe key factors and assumptions used in determining the fair value*]. This transaction has resulted in the recognition of a gain in profit or loss, calculated as follows:

	CU
Proceeds of disposal	
Plus: fair value of investment retained (__ per cent)	
Less: carrying amount of investment on the date of loss of significant influence	
Gain recognised	

The gain recognised in the current year comprises a realised profit of CU__ (being the proceeds of CU__ less CU__ carrying amount of the interest disposed of) and an unrealised profit of CU__ (being the fair value less the carrying amount of the __ per cent interest retained). A current tax expense of CU__ arose on the gain realised in the current year, and a deferred tax expense of CU__ has been recognised in respect of the portion of the profit recognised that is not taxable until the remaining interest is disposed of.

IFRS 12:22(a)

Significant restriction**Commentary:**

When there are significant restrictions on the ability of associates to transfer funds to the Group in form of cash dividends, or to repay loans or advances made by the Group, the Group should disclose the nature and extent of significant restrictions in the financial statements.

Source

International GAAP Holdings Limited

**22. Joint ventures****Commentary:**

In these model financial statements, the Group only has one joint venture, JVA Limited, and for illustrative purposes, JVA Limited is assumed to be material to the Group.

IFRS 12:21(a)

Details of material joint ventures

Details of each of the Group's material joint ventures at the end of the reporting period are as follows:

Name of joint venture	Principal activity	Place of incorporation and principal place of business	Proportion of ownership interest and voting rights held by the Group	
			31/12/2021	31/12/2020
JVA Limited	[insert Activity X]	[A Land]		

IFRS 12:21(b)(i)

All of the above joint ventures are accounted for using the equity method in these consolidated financial statements as set out in the Group's accounting policies in note 3.

IFRS 12:21(b)(ii)
IFRS 12:B12
IFRS 12:B14(a)

Summarised financial information in respect of each of the Group's material joint ventures is set out below. The summarised financial information below represents amounts in joint ventures financial statements prepared in accordance with IFRS Standards [adjusted by the Group for equity accounting purposes].

	JV A Limited	
	31/12/2021	31/12/2020
	CU	CU
Current assets		
Non-current assets		
Current liabilities		
Non-current liabilities		

IFRS 12:B13

The above amounts of assets and liabilities include the following:

Cash and cash equivalents

Current financial liabilities (excluding trade and other payables and provisions)

Non-current financial liabilities (excluding trade and other payables and provisions)

Source	International GAAP Holdings Limited	JV A Limited	
		31/12/2021	31/12/2020
		CU	CU
	Revenue		
	Profit or loss from continuing operations		
	Post-tax profit/(loss) from discontinued operations		
	Profit/(loss) for the year		
	Other comprehensive income attributable to the owners of the Company		
	Total comprehensive income		
	Dividends received from the joint ventures during the year		
IFRS 12:B12	The above profit (loss) for the year include the following:		
	Depreciation and amortisation		
	Interest income		
	Interest expense		
	Income tax expense (income)		
IFRS 12:B14(b)	Reconciliation of the above summarised financial information to the carrying amount of the interest in the joint venture recognised in the consolidated financial statements:		
		JV A Limited	
		31/12/2021	31/12/2020
		CU	CU
	Net assets of joint venture		
	Proportion of the Group's ownership interest in the joint venture		
	Goodwill		
	Other adjustments <i>[please specify]</i>		
	Carrying amount of the Group's interest in the joint venture		

Source	International GAAP Holdings Limited			
IFRS 12:21(c)(ii) IFRS 12:B16	Aggregate information of joint ventures that are not individually material		31/12/2021	31/12/2020
			CU	CU
		The Group's share of profit/(loss) from continuing operations		
		The Group's share of post-tax profit/(loss) from discontinued operations		
		The Group's share of other comprehensive income		
		The Group's share of total comprehensive income		
		Aggregate carrying amount of the Group's interests in these joint ventures		
			31/12/2021	31/12/2020
			CU	CU
		IFRS 12:22(c)	The unrecognised share of loss of a joint venture for the year	
Cumulative share of loss of a joint venture				
IFRS 12:22(a)	Significant restriction			
	Commentary:			
	<i>When there are significant restrictions on the ability of joint ventures to transfer funds to the Group in form of cash dividends, or to repay loans or advances made by the Group, the Group should disclose the nature and extent of significant restrictions in the financial statements.</i>			
IFRS 12:21(a)	23. Joint operations			
	The Group has a material joint operation, Project ABC. The Group has a __ per cent share in the ownership of a property located in Central District, City A. The property upon completion will be held for leasing purposes. The Group is entitled to a proportionate share of the rental income received and bears a proportionate share of the joint operation's expenses.			

Source		International GAAP Holdings Limited			
	24. Investments in financial assets	Current		Non-Current	
		31/12/2021	31/12/2020	31/12/2021	31/12/2020
		CU	CU	CU	CU
IFRS 7:8(h)	Investments in debt instruments classified as at FVTOCI (i)				
	Corporate bonds	_____	_____	_____	_____
IFRS 7:8(h)	Investments in equity instruments designated as at FVTOCI (ii)				
IFRS 7:11A(a)-(c)	Shares			_____	_____
IFRS 7:8(a)	Financial assets mandatorily measured at FVTPL (iii)				
	Shares	_____	_____		
IFRS 7:8(f)	Financial assets measured at amortised cost (iv)				
	Bills of exchange				
	Debentures				
	Redeemable notes				
	Loans to associates				
	Loan to joint venture				
	Loans to other entities				
	Loss allowance	()	()	()	()
	Total Investments	_____	_____	_____	_____

Source	International GAAP Holdings Limited
	<p>(i) The investments in listed corporate bond issued by <i>[name of entity]</i> are paying __ per cent of interest per annum and the bonds will mature on <i>[insert date]</i>. At maturity the Group will receive nominal amount of CU___. The corporate bonds are held by the Group within a business model whose objective is both to collect their contractual cash flows which are solely payments of principal and interest on the principal amount outstanding and to sell these financial assets. Hence the corporate bonds are classified as at FVTOCI. See below for impairment assessment.</p> <p>(ii) The Group holds __ per cent of the ordinary share capital of Rocket Corp Limited, an entity involved in the refining and distribution of fuel products. The directors of the Company do not consider that the Group is able to exercise significant influence over Rocket Corp Limited as the other __ per cent of the ordinary share capital is held by one shareholder, who also manages the day-to-day operations of that entity. The fair value of the investment was CU__ (2020: CU__).</p> <p>At 31 December 2021, the Group also continues to hold a __ per cent interest in E Plus Limited, a former associate. The fair value of the investment was CU__ (2020: CU__)</p> <p>The valuation methodology for these investments is disclosed in note 62(a)(i).</p> <p>The dividends received in respect of these investments are disclosed in note 9.</p>
IFRS 7:11A(a)-(c) IFRS 7:42J(a)	<p>These investments in equity instruments are not held for trading. Instead, they are held for medium to long-term strategic purposes. Accordingly, the directors of the Company have elected to designate these investments in equity instruments as at FVTOCI as they believe that recognising short-term fluctuations in these investments' fair value in profit or loss would not be consistent with the Group's strategy of holding these investments for long-term purposes and realising their performance potential in the long run.</p>
IFRS 7:11B	<p>Apart from the disposal of __ per cent of E Plus Limited as disclosed in note 21 which resulted in the Group's loss of significant influence there over, no other shares have been disposed of during the current reporting period.</p> <p>(iii) The Group has also invested in a portfolio of listed shares which are held for trading.</p> <p>(iv) The bills of exchange have maturity dates ranging between __ to __ months from the reporting date and return a variable rate of interest. The weighted average interest rate on these securities is __ per cent per annum (2020: __ per cent per annum). The counterparties have a minimum A credit rating. See below for impairment assessment.</p> <p>The debentures return interest of __ per cent per annum payable monthly, and mature on <i>[date]</i>. The counterparties have a minimum BBB- credit rating. See below for impairment assessment.</p> <p>The Group holds listed redeemable notes returning __ per cent per annum. The notes are redeemable at par value on <i>[date]</i>. The notes are held with a single counterparty with an AA credit rating. The Group holds no collateral over these notes. See below for impairment assessment.</p> <p>The Group has provided its associates with short-term loans at rates comparable to the average commercial rate of interest. Further information about these loans is contained in note 64. See below for impairment assessment.</p> <p>The Group has provided a joint venture, JV A Limited, with a long-term loan which forms part of the net investment in the joint venture. The loan is repayable in 2070 and interest of __ per cent is receivable annually. The Group does not apply the equity method of accounting to this instrument because it does not entitle the Group to the share of net assets of the joint venture. As the loan settlement is neither planned nor likely to occur in the foreseeable future, for the purpose of accounting for losses of JV A Limited, the loan would form part of the Group's net investment. Therefore, any losses recognised using the equity method in excess of the Group's investment in ordinary shares of JV A Limited will be applied to the long-term loan. The loan is held by the Group within a business model whose objective is to collect contractual cash flows which are solely payments of principal and interest on the principal amount outstanding. Hence the loan to the joint venture is classified at amortised cost. See below for impairment assessment.</p> <p>The bills of exchange, debentures, redeemable notes, and short-term loan to associates and loans to other parties are held by the Group within a business model whose objective is to collect their contractual cash flows which are solely payments of principal and interest on the principal amount outstanding. Hence all of those financial assets are classified as at amortised cost.</p> <p>The fair value of the investments carried at amortised cost is disclosed in note 62(a).</p>

Source

International GAAP Holdings Limited



IFRS 7:35F(a)(i)
IFRS 7:35G

Impairment of financial assets

For the purposes of impairment assessment, the corporate bonds, investments in redeemable notes, bills of exchange and debentures are considered to have low credit risk as the counterparties to these investments have a minimum BBB- credit rating. Accordingly, for the purpose of impairment assessment for these financial assets, the loss allowance is measured at an amount equal to 12-month ECL. As for the loans to related and other parties lifetime ECL was provided for them upon initial application of IFRS 9 until these financial assets are derecognised as it was determined on initial application of IFRS 9 that it would require undue cost and effort to determine whether their credit risk has increased significantly since initial recognition to the date of initial application of IFRS 9. For any new loans to related or third parties, which are not purchased or originated credit-impaired financial assets, the impairment loss is recognised as 12-month ECL on initial recognition of such instruments and subsequently the Group assesses whether there was a significant increase in credit risk.

In determining the expected credit losses for these assets, the directors of the Company have taken into account the historical default experience, the financial position of the counterparties, as well as the future prospects of the industries in which the issuers of the redeemable notes, bills of exchange and debentures operate obtained from economic expert reports, financial analyst reports and considering various external sources of actual and forecast economic information, as appropriate, in estimating the probability of default of each of these financial assets occurring within their respective loss assessment time horizon, as well as the loss upon default in each case.

IFRS 7:35F(a)
IFRS 7:35G(c)

There has been no change in the estimation techniques or significant assumptions made during the current reporting period in assessing the loss allowance for these financial assets.

IFRS 7:35M

Note 62(d)(ii) details the gross carrying amount, loss allowance as well as the measurement basis of expected credit losses for each of these financial assets by credit risk rating grades.

Source International GAAP Holdings Limited

IFRS 7:35H

The following table shows the movement in expected credit losses that has been recognised for the respective financial assets:

	12-month ECL		Lifetime ECL – not credit impaired		Total
	Bills of exchange	Loan to joint venture	Redeemable debentures	Loans to other entities	
	CU	CU	CU	CU	
Balance as at 1 January 2020					
Increase in loss allowance arising from new financial assets recognised in the year					
Decrease in loss allowance from derecognition of financial assets in the year					
Balance as at 31 December 2020					
Increase in loss allowance arising from new financial assets recognised in the year					
Decrease in loss allowance from derecognition of financial assets in the year					
Balance as at 31 December 2021					

IFRS 7:35B(b)
IFRS 7:35H

The changes in the loss allowance were caused predominantly by early repayment of the loan by Associate A Limited. The gross carrying amount of the loan was CU__ and associated loss allowance was CU__. There was no significant increase in the credit risk since inception in respect of new loans to associates, joint ventures and other entities.

The loss allowance for the corporate bonds measured at FVTOCI is recognised in other comprehensive income. The movement in loss allowance is disclosed in note 43.

Source	International GAAP Holdings Limited		
	25. Inventories		
		<u>31/12/2021</u>	<u>31/12/2020</u>
		CU	CU
IAS 2:36(b)	Raw materials		
	Work-in-progress		
	Finished goods		
		_____	_____
		_____	_____
IAS 2:36(d)	The cost of inventories recognised as an expense during the year in respect of continuing operations was CU__ million (2020: CU__ million).		
IAS 2:36(e)-(g)	The cost of inventories recognised as an expense includes CU__ million (2020: CU__ million) in respect of write-downs of inventory to net realisable value, and has been reduced by CU__ million (2020: CU__ million) in respect of the reversal of such write-downs. Previous write-downs have been reversed as a result of increased sales prices in certain markets.		
IAS 1:61	Inventories of CU__ million (2020: CU__ million) are expected to be recovered after more than 12 months.		
	Inventories with a carrying amount of CU__ million (2020: CU__ million) have been pledged as security for certain of the Group's bank overdrafts.		
	26. Right to returned goods asset		
		<u>31/12/2021</u>	<u>31/12/2020</u>
		CU	CU
IFRS 15:B21(c)	Right to returned goods asset		
IFRS 15:126(a)	The right to returned goods asset represents the Group's right to recover products from customers where customers exercise their right of return under the Group's 30-day returns policy. The Group uses its accumulated historical experience to estimate the number of returns on a portfolio level using the expected value method.		
IFRS 15:126(d)			
	27. Contract assets		
		<u>31/12/2021</u>	<u>31/12/2020</u>
		CU	CU
		<u>1/1/2020</u>	<u>1/1/2020</u>
		CU	CU
IFRS 15:116(a)	Construction contracts		
	Installation of software services		
		_____	_____
		_____	_____
	Current		
	Non-Current		
		_____	_____
		_____	_____

Source International GAAP Holdings Limited

IFRS 15:117

Amounts relating to contract assets are balances due from customers under construction contracts that arise when the Group receives payments from customers in line with a series of performance related milestones. The Group will previously have recognised a contract asset for any work performed. Any amount previously recognised as a contract asset is reclassified to trade receivables at the point at which it is invoiced to the customer.

Payment for installation of software services is not due from the customer until the installation services are complete and therefore a contract asset is recognised over the period in which the installation services are performed to represent the entity's right to consideration for the services transferred to date.



Commentary:

IFRS 15:118 contains a requirement to explain the significant changes in the contract asset (and contract liability) balance during the reporting period. This explanation should include qualitative and quantitative information. Examples of changes in the contract asset and liability balances may include any of the following:

- *Changes due to business combinations*
- *Cumulative catch-up adjustments to revenue that affect the corresponding contract asset or contract liability, including adjustments arising from a change in the measure of progress, a change in an estimate of the transaction price (including any changes in the assessment of whether an estimate of variable consideration is constrained) or a contract modification*
- *Impairment of a contract asset*
- *A change in the time frame for a right to consideration to become unconditional (i.e. for a contract asset to be reclassified to a receivable)*
- *A change in the time frame for a performance obligation to be satisfied (i.e. for the recognition of revenue arising from a contract liability)*

IFRS 7:34(a)

The directors of the Company always measure the loss allowance on amounts due from customers at an amount equal to lifetime ECL, taking into account the historical default experience, the nature of the customer and where relevant, the sector in which they operate.

IFRS 7:35G(c)

There has been no change in the estimation techniques or significant assumptions made during the current reporting period in assessing the loss allowance for the amounts due from customers under construction contracts.



IFRS 7:35M
IFRS 7:35N
IFRS 9:B5.5.35

The following table details the risk profile of amounts due from customers based on the Group's provision matrix. As the Group's historical credit loss experience does not show significantly different loss patterns for different customer segments, the provision for loss allowance based on past due status is not further distinguished between the Group's different customer base (see note 31).

	31/12/2021	31/12/2020
	CU	CU
Expected credit loss rate	__%	__%
Estimated total gross carrying amount at default		
Lifetime ECL		
Net carrying amount		

Source	International GAAP Holdings Limited																		
IFRS 7:35H IFRS 7:IG20B	<p>The following table shows the movement in lifetime ECL that has been recognised for contract assets in accordance with the simplified approach set out in IFRS 9.</p> <p style="text-align: right;">CU</p> <p>Balance as at 1 January 2020</p> <p>Net increase in loss allowance arising from new amounts recognised in current year, net of those derecognised upon billing</p> <hr/> <p>Balance as at 31 December 2020</p> <p>Net increase in loss allowance arising from new amounts recognised in current year, net of those derecognised upon billing</p> <hr/> <p>Balance as at 31 December 2021</p> <hr/>																		
IFRS 7:35B(b) IFRS 7:35I	<p>There has not been any significant change in the gross amounts of contract assets that has affected the estimation of the loss allowance.</p>																		
	<p>28. Contract costs</p>																		
IFRS 15:128(a)	<table border="1" style="width: 100%; border-collapse: collapse;"> <thead> <tr> <th style="width: 70%;"></th> <th style="width: 15%; text-align: center; border-bottom: 1px solid black;">31/12/2021</th> <th style="width: 15%; text-align: center; border-bottom: 1px solid black;">31/12/2020</th> </tr> <tr> <th></th> <th style="text-align: center;">CU</th> <th style="text-align: center;">CU</th> </tr> </thead> <tbody> <tr> <td>Costs to obtain contracts</td> <td style="border-top: 1px solid black; border-bottom: 1px solid black;"></td> <td style="border-top: 1px solid black; border-bottom: 1px solid black;"></td> </tr> <tr> <td>Current</td> <td style="border-bottom: 1px solid black;"></td> <td style="border-bottom: 1px solid black;"></td> </tr> <tr> <td>Non-Current</td> <td style="border-bottom: 1px solid black;"></td> <td style="border-bottom: 1px solid black;"></td> </tr> <tr> <td></td> <td style="border-top: 1px solid black; border-bottom: 1px solid black;"></td> <td style="border-top: 1px solid black; border-bottom: 1px solid black;"></td> </tr> </tbody> </table>		31/12/2021	31/12/2020		CU	CU	Costs to obtain contracts			Current			Non-Current					
	31/12/2021	31/12/2020																	
	CU	CU																	
Costs to obtain contracts																			
Current																			
Non-Current																			
IFRS 15:127 IFRS 15:128(b)	<p>Costs to obtain contracts relate to incremental commission fees of __ per cent paid to intermediaries as a result of obtaining residential property sales contracts. The commission fees are the only cost that the Group would not have incurred if the contract had not been obtained. Whilst the Group incurs other costs that are necessary to facilitate a sale, those costs would have been incurred even if the customer decided not to execute the contract and therefore have not been capitalised.</p>																		
IFRS 15:127 IFRS 15:128(b)	<p>These costs are amortised on a straight-line basis over the period of construction (in general, 2 years) as this reflects the period over which the residential property is transferred to the customer. In 2021, amortisation amounting to CU__ (2020: CU__) was recognised as part of cost of sales in the consolidated statement of profit or loss. There was no impairment loss (2020: impairment loss of CU__) in relation to the costs capitalised.</p>																		

Source	International GAAP Holdings Limited		
	29. Finance lease receivables		
		31/12/2021	31/12/2020
		CU	CU
IFRS 16:94	Amounts receivable under finance leases:		
	Year 1		
	Year 2		
	Year 3		
	Year 4		
	Year 5		
	Onwards		
	Undiscounted lease payments		
	Unguaranteed residual values	()	()
	Less: unearned finance income	()	()
	Present value of lease payments receivable		
	Impairment loss allowance	()	()
	Net investment in the lease		
	Undiscounted lease payments analysed as:		
	Recoverable after 12 months		
	Recoverable within 12 months		
	Net investment in the lease analysed as:		
	Recoverable after 12 months		
	Recoverable within 12 months		
IFRS 16:93	During the year, the finance lease receivables increased for the following reasons: <i>[qualitative and quantitative explanation of the significant changes in the carrying amount of the net investment in finance leases.]</i>		
IFRS 16:92	The Group entered into finance leasing arrangements as a lessor for certain store equipment to its retailers. The equipment is necessary for the presentation and testing of footwear and equipment manufactured by the Group. The average term of finance leases entered into is __ years. Generally, these lease contracts do not include extension or early termination options.		
IFRS 16:92 IFRS 7:7	The Group is not exposed to foreign currency risk as a result of the lease arrangements, as all leases are denominated in CU. Residual value risk on equipment under lease is not significant, because of the existence of a secondary market with respect to the equipment.		

Source	International GAAP Holdings Limited																																																																																					
IFRS 16:91	<p>The following table presents the amounts included in profit or loss:</p> <table border="1"> <thead> <tr> <th></th> <th style="text-align: right;">31/12/2021</th> <th style="text-align: right;">31/12/2020</th> </tr> <tr> <th></th> <th style="text-align: right;">CU</th> <th style="text-align: right;">CU</th> </tr> </thead> <tbody> <tr> <td></td> <td></td> <td style="text-align: right;">(Restated)</td> </tr> </tbody> </table>		31/12/2021	31/12/2020		CU	CU			(Restated)																																																																												
	31/12/2021	31/12/2020																																																																																				
	CU	CU																																																																																				
		(Restated)																																																																																				
IFRS 16:90(a)(i)	Selling profit/loss for finance leases																																																																																					
IFRS 16:90(a)(ii)	Finance income on the net investment in finance leases																																																																																					
IFRS 16:90(a)(iii)	Income relating to variable lease payments not included in the net investment in finance leases																																																																																					
	The Group's finance lease arrangements do not include variable payments.																																																																																					
IFRS 7:7	The average effective interest rate contracted approximates __ per cent (2020: __ per cent) per annum.																																																																																					
IFRS 7:34(a)	The directors of the Company estimate the loss allowance on finance lease receivables at the end of the reporting period at an amount equal to lifetime ECL. None of the finance lease receivables at the end of the reporting period is past due, and taking into account the historical default experience and the future prospects of the industries in which the lessees operate, together with the value of collateral held over these finance lease receivables (see note 62(d)(i)), the directors of the Company consider that no finance lease receivable is impaired.																																																																																					
	 																																																																																					
IFRS 7:35G(c)	There has been no change in the estimation techniques or significant assumptions made during the current reporting period in assessing the loss allowance for finance lease receivables.																																																																																					
IFRS 16:52	<p>30. Leases (Group as a lessee)</p> <p>Right-of-use assets</p> <table border="1"> <thead> <tr> <th></th> <th style="text-align: center;">Buildings</th> <th style="text-align: center;">Plant</th> <th style="text-align: center;">Equipment</th> <th style="text-align: center;">Total</th> </tr> <tr> <th></th> <th style="text-align: center;">CU</th> <th style="text-align: center;">CU</th> <th style="text-align: center;">CU</th> <th style="text-align: center;">CU</th> </tr> </thead> <tbody> <tr> <td>Cost</td> <td></td> <td></td> <td></td> <td></td> </tr> <tr> <td>At 1 January 2020</td> <td></td> <td></td> <td></td> <td></td> </tr> <tr> <td>Additions</td> <td></td> <td></td> <td></td> <td></td> </tr> <tr> <td>At 31 December 2020</td> <td></td> <td></td> <td></td> <td></td> </tr> <tr> <td>Additions</td> <td></td> <td></td> <td></td> <td></td> </tr> <tr> <td>At 31 December 2021</td> <td></td> <td></td> <td></td> <td></td> </tr> <tr> <td>Accumulated depreciation</td> <td></td> <td></td> <td></td> <td></td> </tr> <tr> <td>At 1 January 2020</td> <td></td> <td></td> <td></td> <td></td> </tr> <tr> <td>Charge for the year</td> <td></td> <td></td> <td></td> <td></td> </tr> <tr> <td>At 31 December 2020</td> <td></td> <td></td> <td></td> <td></td> </tr> <tr> <td>Charge for the year</td> <td></td> <td></td> <td></td> <td></td> </tr> <tr> <td>At 31 December 2021</td> <td></td> <td></td> <td></td> <td></td> </tr> <tr> <td>Carrying amount</td> <td></td> <td></td> <td></td> <td></td> </tr> <tr> <td>At 31 December 2021</td> <td></td> <td></td> <td></td> <td></td> </tr> <tr> <td>At 31 December 2020</td> <td></td> <td></td> <td></td> <td></td> </tr> </tbody> </table>		Buildings	Plant	Equipment	Total		CU	CU	CU	CU	Cost					At 1 January 2020					Additions					At 31 December 2020					Additions					At 31 December 2021					Accumulated depreciation					At 1 January 2020					Charge for the year					At 31 December 2020					Charge for the year					At 31 December 2021					Carrying amount					At 31 December 2021					At 31 December 2020				
	Buildings	Plant	Equipment	Total																																																																																		
	CU	CU	CU	CU																																																																																		
Cost																																																																																						
At 1 January 2020																																																																																						
Additions																																																																																						
At 31 December 2020																																																																																						
Additions																																																																																						
At 31 December 2021																																																																																						
Accumulated depreciation																																																																																						
At 1 January 2020																																																																																						
Charge for the year																																																																																						
At 31 December 2020																																																																																						
Charge for the year																																																																																						
At 31 December 2021																																																																																						
Carrying amount																																																																																						
At 31 December 2021																																																																																						
At 31 December 2020																																																																																						
IFRS 16:53(a)	Charge for the year																																																																																					
IFRS 16:53(a)	Charge for the year																																																																																					
IFRS 16:53(j)	At 31 December 2021																																																																																					
IFRS 16:53(j)	At 31 December 2020																																																																																					

Source	International GAAP Holdings Limited															
IFRS 16:59(a)	<p>The Group leases several assets including buildings, plant and IT equipment. The average lease term is __ years (2020: __ years)</p> <p>The Group has options to purchase certain manufacturing equipment for a nominal amount at the end of the lease term. The Group's obligations are secured by the lessors' title to the leased assets for such leases.</p>															
IFRS 16:53(h)	<p>Approximately one fifth of the leases for buildings and equipment expired in the current financial year. The expired contracts were replaced by new leases for identical underlying assets. This resulted in additions to right-of-use assets of CU__ million in 2021 (2020: CU__ million).</p> <p>The maturity analysis of lease liabilities is presented in note 36.</p>															
	<table style="width: 100%; border-collapse: collapse;"> <thead> <tr> <th style="width: 60%;"></th> <th style="width: 20%; border-bottom: 1px solid black;">31/12/2021</th> <th style="width: 20%; border-bottom: 1px solid black;">31/12/2020</th> </tr> </thead> <tbody> <tr> <td></td> <td style="text-align: center;">CU</td> <td style="text-align: center;">CU</td> </tr> </tbody> </table>		31/12/2021	31/12/2020		CU	CU									
	31/12/2021	31/12/2020														
	CU	CU														
IFRS 16:54	Amounts recognised in profit and loss															
IFRS 16:53(a)	Depreciation expense on right-of-use assets															
IFRS 16:53(b)	Interest expense on lease liabilities															
IFRS 16:53(c)	Expense relating to short-term leases															
IFRS 16:53(d)	Expense relating to leases of low value assets															
IFRS 16:53(e)	Expense relating to variable lease payments not included in the measurement of the lease liability															
IFRS 16:53(f)	Income from sub-leasing right-of-use assets															
IFRS 16:55	At 31 December 2021, the Group is committed to CU__ million (2020: CU__ million) for short-term leases.															
IFRS 16:59(b) IFRS 16:B49	<p>Some of the property leases in which the Group is the lessee contain variable lease payment terms that are linked to sales generated from the leased stores. Variable payment terms are used to link rental payments to store cash flows and reduce fixed cost. The breakdown of lease payments for these stores is as follows:</p>															
	<table style="width: 100%; border-collapse: collapse;"> <thead> <tr> <th style="width: 60%;"></th> <th style="width: 20%; border-bottom: 1px solid black;">31/12/2021</th> <th style="width: 20%; border-bottom: 1px solid black;">31/12/2020</th> </tr> </thead> <tbody> <tr> <td></td> <td style="text-align: center;">CU</td> <td style="text-align: center;">CU</td> </tr> <tr> <td>Fixed payments</td> <td></td> <td></td> </tr> <tr> <td>Variable payments</td> <td style="border-bottom: 1px solid black;"></td> <td style="border-bottom: 1px solid black;"></td> </tr> <tr> <td>Total payments</td> <td style="border-bottom: 3px double black;"></td> <td style="border-bottom: 3px double black;"></td> </tr> </tbody> </table>		31/12/2021	31/12/2020		CU	CU	Fixed payments			Variable payments			Total payments		
	31/12/2021	31/12/2020														
	CU	CU														
Fixed payments																
Variable payments																
Total payments																
IFRS 16:59(b)(i) IFRS 16:B49	<p>Overall, the variable payments constitute up to __ per cent of the Group's entire lease payments. The Group expects this ratio to remain constant in future years. The variable payments depend on sales and consequently on the overall economic development over the next few years. Taking into account the development of sales expected over the next __ years, variable rent expenses are expected to continue to present a similar proportion of store sales in future years.</p> <p>Additionally, as discussed in note 2, the Group has benefited from a __ month waiver of lease payments on buildings in [A Land] and a __ month lease payment holiday on buildings in [B Land]. The waivers of lease payments which total CU__ has been accounted for as a negative variable lease payment in profit or loss of CU__ for lease payments waived in 2021 and an adjustment to the opening balance of retained earnings at 1 January 2021 of CU__ for lease payments waived in 2020. The decrease in the lease liability of CU__ (2020: CU__), has been accounted for as a negative variable lease payment in profit or loss.</p>															
IFRS 16:53(g)	<p>The total cash outflow for leases amount to CU__ million (2020: CU__ million)</p> <p>On [date] 2021, [Subsidiary X Limited] entered into a 10-year lease to rent property, which had not commenced by the year-end and as a result, a lease liability and right-of-use asset has not been recognised at 31 December 2021. The aggregate future cash outflows to which the Group is exposed in respect of this contract is fixed payments of CU__ per year, for the next 10 years.</p> <p>There are no extension or termination options on the lease.</p>															

Source International GAAP Holdings Limited

Commentary:

In addition to the disclosures required in paragraphs 53–58, a lessee is required to disclose additional qualitative and quantitative information about its leasing activities necessary to meet the disclosure objective in paragraph 51. This additional information may include, but is not limited to, information that helps users of financial statements to assess:

- *The nature of the lessee's leasing activities*
- *Future cash outflows to which the lessee is potentially exposed that are not reflected in the measurement of lease liabilities. This includes exposure arising from:*
 - *Variable lease payments*
 - *Extension options and termination options*
 - *Residual value guarantees*
 - *Leases not yet commenced to which the lessee is committed*
- *Restrictions or covenants imposed by leases*
- *Sale and leaseback transactions*

31. Trade and other receivables

	31/12/2021	31/12/2020
	CU	CU
Trade receivables		
Loss allowance	()	()
Deferred consideration for the disposal of <i>[name of subsidiary]</i> (see note 52)		
Other receivables		
Prepayments		

IFRS 15:116(a)



As at 1 January 2020, trade receivables from contracts with customers amounted to CU__ (net of loss allowance of CU__).

Trade receivables

The average credit period on sales of goods is 60 days. No interest is charged on outstanding trade receivables.

IFRS 7:35G

The Group always measures the loss allowance for trade receivables at an amount equal to lifetime ECL. The expected credit losses on trade receivables are estimated using a provision matrix by reference to past default experience of the debtor and an analysis of the debtor's current financial position, adjusted for factors that are specific to the debtors, general economic conditions of the industry in which the debtors operate and an assessment of both the current as well as the forecast direction of conditions at the reporting date. The Group has recognised a loss allowance of 100 per cent against all receivables over 120 days past due because historical experience has indicated that these receivables are generally not recoverable.

IFRS 7:35G(c)

The Group has engaged a third-party supplier to provide relevant economic data for determining the factors that are specific to the debtors, the general economic conditions of the industry in which the debtors operate and the forecast direction of conditions at the reporting date. The Group has significantly increased the expected loss rates for trade receivables from the prior year based on its judgement of the impact of current economic conditions and the forecast direction of travel at the reporting date. There has been no change in the estimation techniques during the current reporting period.

Source	International GAAP Holdings Limited							
IFRS 7:35F(e) IFRS 7:35L	The Group writes off a trade receivable when there is information indicating that the debtor is in severe financial difficulty and there is no realistic prospect of recovery, e.g. when the debtor has been placed under liquidation or has entered into bankruptcy proceedings, or when the trade receivables are over two years past due, whichever occurs earlier. None of the trade receivables that have been written off is subject to enforcement activities.							
IFRS 7:35M IFRS 7:35N IFRS 9:B5.5.35	The following table details the risk profile of trade receivables based on the Group's provision matrix. As the Group's historical credit loss experience does not show significantly different loss patterns for different customer segments, the provision for loss allowance based on past due status is not further distinguished between the Group's different customer segments.							
	Trade receivables – days past due							
	31/12/2021	Not past due	<30	31 – 60	61 – 90	91 – 120	>120	Total
		CU	CU	CU	CU	CU	CU	CU
Expected credit loss rate		_%	_%	_%	_%	_%	_%	
Estimated total gross carrying amount at default								
Lifetime ECL								_____

	Trade receivables – days past due							
	31/12/2020	Not past due	<30	31 – 60	61 – 90	91 – 120	>120	Total
		CU	CU	CU	CU	CU	CU	CU
Expected credit loss rate		_%	_%	_%	_%	_%	_%	
Estimated total gross carrying amount at default								
Lifetime ECL								_____

IFRS 7:35H	The following table shows the movement in lifetime ECL that has been recognised for trade receivables in accordance with the simplified approach set out in IFRS 9.							

Source	International GAAP Holdings Limited		
	Collectively assessed	Individually assessed	Total
	CU	CU	CU
Balance as at 1 January 2020			
Net remeasurement of loss allowance			
Amounts written off			
Amounts recovered			
Change in loss allowance due to new trade and other receivables originated net of those derecognised due to settlement			
Foreign exchange gains and losses			
Changes in credit risk parameters			
Balance as at 31 December 2020			
Net remeasurement of loss allowance			
Amounts written off			
Amounts recovered			
Change in loss allowance due to new trade and other receivables originated net of those derecognised due to settlement			
Foreign exchange gains and losses			
Changes in credit risk parameters			
Balance as at 31 December 2021			

Source	International GAAP Holdings Limited																				
IFRS 7:35B(b) IFRS 7:35I IFRS 7:IG20B	<p>The following tables explain how significant changes in the gross carrying amount of the trade receivables contributed to changes in the loss allowance:</p> <table style="width: 100%; border-collapse: collapse;"> <tr> <td style="width: 80%;"></td> <td style="text-align: right; border-top: 1px solid black;">31/12/2021</td> </tr> <tr> <td></td> <td style="text-align: right; border-top: 1px solid black;">Increase/(decrease) in lifetime ECL</td> </tr> <tr> <td></td> <td style="text-align: right;">CU</td> </tr> <tr> <td style="padding-top: 10px;">Settlement in full by customers with a gross carrying amount of CU__ that were over 120 days past due</td> <td></td> </tr> <tr> <td style="padding-top: 10px;">Origination of new trade receivables net of those settled, as well as increase in days past due up to 90 days</td> <td></td> </tr> <tr> <td></td> <td style="text-align: right; border-top: 1px solid black;">31/12/2020</td> </tr> <tr> <td></td> <td style="text-align: right; border-top: 1px solid black;">Increase/(decrease) in lifetime ECL</td> </tr> <tr> <td></td> <td style="text-align: right;">CU</td> </tr> <tr> <td style="padding-top: 10px;">Customer with gross carrying amount of CU__ declared bankruptcy</td> <td></td> </tr> <tr> <td style="padding-top: 10px;">Origination of new trade receivables net of those settled, as well as decrease in days past due to 60 days</td> <td></td> </tr> </table>		31/12/2021		Increase/(decrease) in lifetime ECL		CU	Settlement in full by customers with a gross carrying amount of CU__ that were over 120 days past due		Origination of new trade receivables net of those settled, as well as increase in days past due up to 90 days			31/12/2020		Increase/(decrease) in lifetime ECL		CU	Customer with gross carrying amount of CU__ declared bankruptcy		Origination of new trade receivables net of those settled, as well as decrease in days past due to 60 days	
	31/12/2021																				
	Increase/(decrease) in lifetime ECL																				
	CU																				
Settlement in full by customers with a gross carrying amount of CU__ that were over 120 days past due																					
Origination of new trade receivables net of those settled, as well as increase in days past due up to 90 days																					
	31/12/2020																				
	Increase/(decrease) in lifetime ECL																				
	CU																				
Customer with gross carrying amount of CU__ declared bankruptcy																					
Origination of new trade receivables net of those settled, as well as decrease in days past due to 60 days																					
	<p>Commentary:</p> <p><i>IFRS 7:35H requires an entity to explain the reasons for the changes in the loss allowance during the period. In addition to the reconciliation from the opening balance to the closing balance of the loss allowance, it may be necessary to provide a narrative explanation of the changes. This narrative explanation may include an analysis of the reasons for changes in the loss allowance during the period, including:</i></p> <ul style="list-style-type: none"> • <i>The portfolio composition</i> • <i>The volume of financial instruments purchased or originated</i> • <i>The severity of the expected credit losses</i> 																				

Source	International GAAP Holdings Limited	
IFRS 7:8(g)	32. Borrowings	
		31/12/2021
		31/12/2020
		CU
		CU
	<i>Unsecured borrowing at FVTPL</i>	
	Redeemable cumulative preference shares	
	<i>Unsecured borrowing at amortised cost</i>	
	Bank overdrafts	
	Bank loans	
	Bills of exchange	
	Loans from related parties	
	Loans from government	
	Perpetual notes	
	<i>Secured borrowing at amortised cost</i>	
	Bank overdrafts	
	Bank loans	
	Total borrowings	
	Non-current	
	Current	

Source	International GAAP Holdings Limited			
	Analysis of borrowings by currency:			
	Currency Units	[Currency B]	[Currency C]	Total
	<u>CU</u>	<u>CU</u>	<u>CU</u>	<u>CU</u>
	31 December 2021			
Bank overdrafts				
Bills of exchange				
Loans from related parties				
Redeemable cumulative preference shares				
Perpetual notes				
Bank loans	_____	_____	_____	_____
	_____	_____	_____	_____
	31 December 2020			
Bank overdrafts				
Bills of exchange				
Loans from related parties				
Redeemable cumulative preference shares				
Perpetual notes				
Bank loans	_____	_____	_____	_____
	_____	_____	_____	_____
IFRS 7:7	The other principal features of the Group's borrowings are as follows:			
	(i) Bank overdrafts are repayable on demand. Overdrafts of CU__ million (2020: CU__ million) have been secured by a charge over certain debentures held by the Group dated [date]. In line with the minimum required security, the carrying value of these debentures is CU__ million (2020: CU__ million). The average effective interest rate on bank overdrafts is approximately __ per cent (2020: __ per cent) per annum and rates are determined based on __ per cent plus prime rate.			
	(ii) The Group has two principal bank loans:			
	(a) A loan of CU__ million (2020: CU__ million). The loan was taken out on [date]. Repayments commenced on [date] and will continue until [date]. The loan is secured by a floating charge over certain of the Group's trade receivables dated [date], whose carrying value is CU__ million (2020: CU__ million). The Group is required to maintain trade receivables that are not past due with carrying value of CU__ million as security for the loan (see note 31). The loan carried interest rate at __ per cent above 3-month LIBOR. However, in the first quarter of 2021, the Group transitioned its CU__ million bank borrowings to SONIA. The CU__ million bank borrowings that transitioned to SONIA had an additional fixed spread added of [x]bps. No other terms were amended as part of the transition. The Group accounted for the change to SONIA using the practical expedient introduced by the Phase 2 amendments, which allows the Group to change the basis for determining the contractual cash flows prospectively by revising the effective interest rate. See Notes 2 and 62.			

Source	International GAAP Holdings Limited
--------	-------------------------------------

IFRS 7:10(a)
IFRS 7:10(b)

- (b) An unsecured loan of CU__ million (2020: CU__ million). This loan was advanced on [date] and is due for repayment in full on [date]. The bank loan carries fixed interest rate at __ per cent (2020: __ per cent) per annum. The Group hedges a portion of the loan for interest rate risk using an interest rate swap exchanging fixed rate interest for variable rate interest. The outstanding balance is adjusted for fair value movements in the hedged risk, being movements in the 6-month LIBOR rate. The cumulative fair value adjustment to the loan was CU__ million (2020: CU__ million).
- (iii) Bills of exchange with a variable interest rate were issued on [date]. The current weighted average effective interest rate on the bills is __ per cent (2020: __ per cent) per annum.
- (iv) Amounts repayable to related parties of the Group carry interest of __ per cent to __ per cent (2020: __ per cent to __ per cent) per annum charged on the outstanding loan balances.
- (v) Redeemable cumulative preference shares of CU__ million were issued on [date] at an issue price of CU__ per share. The shares carry __ per cent non-discretionary dividends and are mandatorily redeemable on [date] at CU__ per share. The preference shares do not carry any equity component and are classified as financial liabilities in their entirety. At the same date when the preference shares were issued, the Group entered into a pay-floating, receive-fixed interest rate swap to reduce the fair value risk of changing interest rates. The swap's notional is CU__ million and matches the principal of the preference shares. The swap matures on [date]. To mitigate the accounting mismatch arising on measuring the liability at amortised cost and measuring the derivative at FVTPL, the Group designated the preference shares as at FVTPL. The changes in the fair value of the preference shares due to the changes in the credit risk do not create or enlarge the accounting mismatch and, therefore, they are recognised in other comprehensive income and accumulated in the financial liabilities at FVTPL credit risk reserve (see note 45). The cumulative amount change in fair value due to credit risk was CU__ (2020: CU__). The difference between the carrying amount (i.e. the fair value) of the preference shares and the contractual amount that will be required to pay at maturity is CU__ (2020: CU__). The valuation methodology and inputs used are disclosed in note 62(a)(i).
- (vi) Perpetual notes of CU__ million carrying interest of __ per cent were issued on [date] at principal value. Issue costs of CU__ million were incurred.
- (vii) On [date], the Group received an interest-free loan of CU__ million from the government of [country] to finance staff training costs. The loan is repayable in full at the end of a two-year period. Using prevailing market interest rates for an equivalent loan of __ per cent, the fair value of the loan is estimated at CU__ million. The difference of CU__ between the gross proceeds and the fair value of the loan is the benefit derived from the interest-free loan and is recognised as deferred income (see note 59). Interest charges will be recognised on this loan in 2021 (CU__) and 2022 (CU__).

The weighted average interest rates paid during the year were as follows:

	31/12/2021	31/12/2020
	%	%
Bank overdrafts		
Bills of exchange		
Loans from related parties		
Redeemable cumulative preference shares		
Perpetual notes		
Bank loans		

IFRS 7:18



Breach of a loan agreement

During the current year, the Group was late in paying interest for the first quarter on one of its loans with a carrying amount of CU__ million. The delay arose because of a temporary lack of funds on the date interest was payable due to a technical problem on settlement. The interest payment outstanding of CU__ million was paid in full on the following day, including the additional interest and penalty. The lender did not request accelerated repayment of the loan and the terms of the loan were not changed. Management has reviewed the Group's settlement procedures to ensure that such circumstances do not recur.

Source	International GAAP Holdings Limited																						
IFRS 7:7	<p>33. Convertible loan notes</p> <p>The convertible loan notes were issued on [date] at an issue price of CU__ per note. The notes are convertible into ordinary shares of the Company at any time between the date of issue of the notes and their settlement date. On issue, the loan notes were convertible at __ shares per CU__ loan note. The conversion price is at a __ per cent premium to the share price of the ordinary shares at the date the convertible loan notes were issued.</p> <p>If the notes have not been converted, they will be redeemed on [date] at par. Interest of __ per cent will be paid annually up until that settlement date.</p>																						
IAS 32:28	<p>The net proceeds received from the issue of the convertible loan notes have been split between the financial liability element and an equity component, representing the fair value of the embedded option to convert the financial liability into equity of the Company, as follows:</p> <table style="width: 100%; border-collapse: collapse;"> <tr> <td style="width: 80%;"></td> <td style="width: 20%; text-align: right;">CU</td> </tr> <tr> <td>Proceeds of issue of convertible loan notes</td> <td style="text-align: right;">_____</td> </tr> <tr> <td>Transaction costs</td> <td style="text-align: right;">_____</td> </tr> <tr> <td>Net proceeds from issue of convertible loan notes</td> <td style="text-align: right;">_____</td> </tr> <tr> <td>Equity component</td> <td style="text-align: right;">_____</td> </tr> <tr> <td>Transaction costs relating to equity component</td> <td style="text-align: right;">_____</td> </tr> <tr> <td>Amount classified as equity</td> <td style="text-align: right;">_____</td> </tr> <tr> <td>Liability component at date of issue (net of transaction costs)</td> <td style="text-align: right;">_____</td> </tr> <tr> <td>Interest charged (using effective interest rate)</td> <td style="text-align: right;">_____</td> </tr> <tr> <td>Interest paid</td> <td style="text-align: right;">_____ ()</td> </tr> <tr> <td>Carrying amount of liability component at 31 December 2021</td> <td style="text-align: right;">_____</td> </tr> </table> <p>The equity component of CU__ million has been credited to the option premium on convertible notes reserve (see note 44).</p> <p>The interest expensed for the year is calculated by applying an effective interest rate of __ per cent to the liability component for the __ months period since the loan notes were issued. The liability component is measured at amortised cost. The difference between the carrying amount of the liability component at the date of issue and the amount reported in the reporting at 31 December 2021 represents the effective interest rate less interest paid to that date.</p>		CU	Proceeds of issue of convertible loan notes	_____	Transaction costs	_____	Net proceeds from issue of convertible loan notes	_____	Equity component	_____	Transaction costs relating to equity component	_____	Amount classified as equity	_____	Liability component at date of issue (net of transaction costs)	_____	Interest charged (using effective interest rate)	_____	Interest paid	_____ ()	Carrying amount of liability component at 31 December 2021	_____
	CU																						
Proceeds of issue of convertible loan notes	_____																						
Transaction costs	_____																						
Net proceeds from issue of convertible loan notes	_____																						
Equity component	_____																						
Transaction costs relating to equity component	_____																						
Amount classified as equity	_____																						
Liability component at date of issue (net of transaction costs)	_____																						
Interest charged (using effective interest rate)	_____																						
Interest paid	_____ ()																						
Carrying amount of liability component at 31 December 2021	_____																						

Source	International GAAP Holdings Limited		
	34. Derivative financial instruments		
		31/12/2021	31/12/2020
		CU	CU
	Derivative financial assets		
IFRS 7:8(a)	Derivatives that are designated and effective as hedging instruments carried at fair value:		
	Foreign currency forward contracts		
	Interest rate swaps		
	Commodity options		
	Derivative financial liabilities		
IFRS 7:8(e)	Derivatives that are designated and effective as hedging instruments carried at fair value:		
	Foreign currency forward contracts		
	Interest rate swaps		
IFRS 7:8(e)	Held for trading derivatives that are not designated in hedge accounting relationships:		
	Interest rate swap		
IFRS 7:13B IFRS 7:13C	The Group has entered into master netting agreements with the following counterparties: <i>[state the name]</i> . Derivatives subject to offsetting, master netting agreements and any collateral pledged or received are presented below.		
		31/12/2021	31/12/2020
		CU	CU
	Counterparty A:		
	Derivative assets		
	Derivative liabilities		
	Net amount of financial assets/(liabilities) presented in the statement of financial position		
	Cash collateral (received)/paid		
	Net amount		
	Counterparty B:		
	Derivative assets		
	Derivative liabilities		
	Net amount		

Source	International GAAP Holdings Limited
	<p>The derivative asset and liability with Counterparty A meet the offsetting criteria in IAS 32. Consequently, the gross derivative liability is offset against the gross derivative asset, resulting in the presentation of a net derivative asset of CU__ million in the Group's statement of financial position.</p> <p>Cash collateral has also been received from Counterparty A for a portion of the net derivative asset (CU__ million). The cash collateral of CU__ million does not meet the offsetting criteria in IAS 32, but it can be offset against the net amount of the derivative asset and derivative liability in the case of default and insolvency or bankruptcy, in accordance with associated collateral arrangements.</p> <p>The derivative asset and liability with Counterparty B do not meet the offsetting criteria in IAS 32. Consequently, the gross amount of the derivative asset (CU__ million) and gross amount of derivative liability (CU__ million) are presented separately in the Group's statement of financial position.</p> <p>The Group did not enter into any other enforceable netting arrangements than discussed above.</p> <p>Further details of derivative financial instruments are provided in note 62(c).</p>

This page intentionally left blank

Source

International GAAP Holdings Limited


**35. Deferred tax**

The following are the major deferred tax liabilities and assets recognised by the Group and movements thereon during the current and prior reporting period.



	Accelerated tax depreciation	Deferred development costs	Revaluation of building
	CU	CU	CU
At 1 January 2020			
Charge to profit or loss			
Charge to other comprehensive income			
Charge direct to equity			
Exchange differences			
At 1 January 2021			
Charge/(credit) to profit or loss			
Charge to other comprehensive income			
Charge direct to equity			
Acquisition of subsidiary			
Disposal of subsidiary			
Exchange differences			
Effect of change in tax rate:			
profit or loss			
other comprehensive income			
direct to equity			
At 31 December 2021			

Revaluation of financial assets	Convertible loan note – equity component	Retirement benefit obligations	Share-based payments	Tax losses	Total
CU	CU	CU	CU	CU	CU
_____	_____	_____	_____	_____	_____
_____	_____	_____	_____	_____	_____
_____	_____	_____	_____	_____	_____

Source	International GAAP Holdings Limited												
IAS 12:74	<p>Deferred tax assets and liabilities are offset when there is a legally enforceable right to offset current tax assets against current tax liabilities and when they relate to income taxes levied by the same taxation authority and the Group intends to settle its current tax assets and liabilities on a net basis. The following is the analysis of the deferred tax balances (after offset) for financial reporting purposes:</p> <table style="width: 100%; border-collapse: collapse;"> <thead> <tr> <th style="width: 80%;"></th> <th style="text-align: right; border-bottom: 1px solid black;">31/12/2021</th> <th style="text-align: right; border-bottom: 1px solid black;">31/12/2020</th> </tr> <tr> <th></th> <th style="text-align: right;">CU</th> <th style="text-align: right;">CU</th> </tr> </thead> <tbody> <tr> <td>Deferred tax liabilities</td> <td></td> <td></td> </tr> <tr> <td>Deferred tax assets</td> <td style="border-top: 1px solid black; border-bottom: 3px double black;"></td> <td style="border-top: 1px solid black; border-bottom: 3px double black;"></td> </tr> </tbody> </table>		31/12/2021	31/12/2020		CU	CU	Deferred tax liabilities			Deferred tax assets		
	31/12/2021	31/12/2020											
	CU	CU											
Deferred tax liabilities													
Deferred tax assets													
IAS 12:81(e)	<p>At the reporting date, the Group has unused tax losses of CU__ million (2020: CU__ million) available for offset against future profits. A deferred tax asset has been recognised in respect of CU__ million (2020: CU__ million) of such losses. No deferred tax asset has been recognised in respect of the remaining CU__ million (2020: CU__ million) as it is not considered probable that there will be future taxable profits available. Included in unrecognised tax losses are losses of CU__ million (2020: CU__ million) that will expire in [year]. Other losses may be carried forward indefinitely.</p>												
IAS 12:81(f)	<p>No deferred tax liability is recognised on temporary differences of CU__ million (2020: CU__ million) relating to the unremitted earnings of overseas subsidiaries as the Group is able to control the timings of the reversal of these temporary differences and it is probable that they will not reverse in the foreseeable future. Temporary differences arising in connection with interests in associates are insignificant.</p>												

Source	International GAAP Holdings Limited		
	36. Lease liabilities		
		31/12/2021	31/12/2020
		CU	CU
	Maturity analysis:		
	Year 1		
	Year 2		
	Year 3		
	Year 4		
	Year 5		
	Onwards		
	Less: unearned interest	()	()
	Analysed as:		
	Non-current		
	Current		
IFRS 16:58 IFRS 7:39(a) IFRS 16:BC221			
IFRS 7:39(c)	The Group does not face a significant liquidity risk with regard to its lease liabilities. Lease liabilities are monitored within the Group's treasury function.		
	As discussed in note 2, the Group has derecognised CU__ of the lease liability that has been extinguished by the forgiveness of lease payments on buildings in [<i>A Land</i>].		
	Additionally, the Group has benefited from a __ month lease payment holiday on buildings in [<i>B Land</i>]. The payment holiday reduces payments in the period to [<i>date</i>] by CU__, and increases in payments in the period to [<i>date</i>] by CU__. The Group has remeasured the lease liability using the revised lease payments and the discount rate originally applied to the lease, resulting in a decrease in the lease liability of CU__, which has been recognised as a negative variable lease payment in profit or loss.		

Source	International GAAP Holdings Limited																					
	<p>37. Trade and other payables</p> <table style="width: 100%; border-collapse: collapse;"> <thead> <tr> <th style="width: 80%;"></th> <th style="text-align: right; border-bottom: 1px solid black;">31/12/2021</th> <th style="text-align: right; border-bottom: 1px solid black;">31/12/2020</th> </tr> <tr> <th></th> <th style="text-align: right;">CU</th> <th style="text-align: right;">CU</th> </tr> </thead> <tbody> <tr> <td>Trade payables</td> <td></td> <td></td> </tr> <tr> <td style="padding-left: 20px;">Of which reverse factoring</td> <td></td> <td></td> </tr> <tr> <td>Other taxation and social security</td> <td></td> <td></td> </tr> <tr> <td>Other payables</td> <td></td> <td></td> </tr> <tr> <td>Accruals</td> <td style="border-top: 1px solid black; border-bottom: 3px double black;"></td> <td style="border-top: 1px solid black; border-bottom: 3px double black;"></td> </tr> </tbody> </table>		31/12/2021	31/12/2020		CU	CU	Trade payables			Of which reverse factoring			Other taxation and social security			Other payables			Accruals		
	31/12/2021	31/12/2020																				
	CU	CU																				
Trade payables																						
Of which reverse factoring																						
Other taxation and social security																						
Other payables																						
Accruals																						
IFRS 7:7	<p>Trade payables and accruals principally comprise amounts outstanding for trade purchases and ongoing costs. The average credit period taken for trade purchases is __ days (excluding the reverse factoring arrangements) and __ days (including reverse factoring arrangements). For most suppliers no interest is charged on the trade payables for the first __ days from the date of the invoice. Thereafter, interest is charged on the outstanding balances at various interest rates. The Group has financial risk management policies in place to ensure that all payables are paid within the pre-agreed credit terms.</p> <p>Furthermore, in order to ensure easy access to credit for its suppliers and facilitate early settlement, the Group has entered into reverse factoring arrangements. The contractual arrangements in place permit the supplier to obtain the amounts billed less 0.5 per cent discount with the amounts paid by Bank A. The discount represents less than the trade discount for early repayment commonly used in the market. The Group will repay Bank A the full invoice amount on the scheduled payment date as required by the invoice. As the arrangements do not permit the Group to extend finance from Bank A by paying Bank A later than the Group would have paid its supplier, the Group considers amounts payable to Bank A should be classified as trade payables. The reverse factoring arrangements permit Bank A to early settle invoices equal to CU__ per month, the maximum amount used in a month during the year was CU__. At the year-end __ per cent of trade payables were amounts owed under these arrangements.</p>																					
IFRS 7:29 (a)	<p>The directors consider that the carrying amount of trade payables approximates to their fair value.</p>																					
	<p>38. Other financial liabilities</p> <table style="width: 100%; border-collapse: collapse;"> <thead> <tr> <th style="width: 80%;"></th> <th style="text-align: right; border-bottom: 1px solid black;">31/12/2021</th> <th style="text-align: right; border-bottom: 1px solid black;">31/12/2020</th> </tr> <tr> <th></th> <th style="text-align: right;">CU</th> <th style="text-align: right;">CU</th> </tr> </thead> <tbody> <tr> <td>Contingent consideration</td> <td></td> <td></td> </tr> <tr> <td>Financial guarantee contracts</td> <td style="border-top: 1px solid black; border-bottom: 3px double black;"></td> <td style="border-top: 1px solid black; border-bottom: 3px double black;"></td> </tr> </tbody> </table> <p>The Group's major supplier, Entity A, borrowed CU__ million from Bank Z on 30 June 2020. The bank loan has a maturity of 3 years. The Group guaranteed this bank loan and in the event of default of Entity A will have to pay Bank Z. The maximum Group exposure is CU__ million and the given guarantee covers the time until maturity of underlying bank loan. The Group received a premium of CU__. The carrying amount of the guarantee is established as the higher of:</p> <ul style="list-style-type: none"> • Amount of loss allowance calculated in accordance with IFRS 9 • Premium received less cumulative amortisation of the premium to date (according to Group's policy amortisation is calculated on straight-line basis until maturity of the contract) 		31/12/2021	31/12/2020		CU	CU	Contingent consideration			Financial guarantee contracts											
	31/12/2021	31/12/2020																				
	CU	CU																				
Contingent consideration																						
Financial guarantee contracts																						

Source	International GAAP Holdings Limited																																																																																							
IFRS 7:35G(a)-(b)	At the end of the reporting period, the directors of the Company have assessed the past due status of the debts under guarantee, the financial position of the debtors as well as the economic outlook of the industries in which the debtors operate, and concluded that there has not been a significant increase in the credit risk since initial recognition of the financial guarantee contract. Accordingly, the loss allowance for financial guarantee contract issued by the Group is measured at an amount equal to 12-month ECL. Note 62(d)(ii) contains the credit risk rating grades for this financial guarantee contract.																																																																																							
IFRS 7:35G(c)	There has been no change in the estimation techniques or significant assumptions made during the current reporting period in assessing the loss allowance for these financial assets. In both years the amount of loss allowance is lower than the premium less cumulative amortisation, therefore no loss allowance was recognised in profit or loss for the financial guarantee contract.																																																																																							
 	39. Provisions																																																																																							
	<table border="1"> <thead> <tr> <th></th> <th style="text-align: center;">31/12/2021</th> <th style="text-align: center;">31/12/2020</th> </tr> <tr> <th></th> <th style="text-align: center;">CU</th> <th style="text-align: center;">CU</th> </tr> </thead> <tbody> <tr> <td>Warranty provision</td> <td></td> <td></td> </tr> <tr> <td>Restructuring provision</td> <td></td> <td></td> </tr> <tr> <td>Restoration provision</td> <td></td> <td></td> </tr> <tr> <td>Other</td> <td></td> <td></td> </tr> <tr> <td></td> <td style="border-top: 1px solid black;"></td> <td style="border-top: 1px solid black;"></td> </tr> <tr> <td>Current</td> <td></td> <td></td> </tr> <tr> <td>Non-current</td> <td></td> <td></td> </tr> <tr> <td></td> <td></td> <td></td> </tr> <tr> <td></td> <td style="text-align: center;"> <table border="1"> <thead> <tr> <th style="text-align: center;">Warranty provision</th> <th style="text-align: center;">Restructuring provision</th> <th style="text-align: center;">Restoration provision</th> <th style="text-align: center;">Other</th> <th style="text-align: center;">Total</th> </tr> <tr> <th style="text-align: center;">CU</th> <th style="text-align: center;">CU</th> <th style="text-align: center;">CU</th> <th style="text-align: center;">CU</th> <th style="text-align: center;">CU</th> </tr> </thead> <tbody> <tr> <td colspan="5">At 1 January 2021</td> </tr> <tr> <td>IAS 37:84(a)</td> <td>Additional provision in the year</td> <td></td> <td></td> <td></td> </tr> <tr> <td>IAS 37:84(b)</td> <td>Utilisation of provision</td> <td></td> <td></td> <td></td> </tr> <tr> <td>IAS 37:84(c)</td> <td>On acquisition of subsidiary</td> <td></td> <td></td> <td></td> </tr> <tr> <td>IAS 37:84(e)</td> <td>Unwinding of discount</td> <td></td> <td></td> <td></td> </tr> <tr> <td>IAS 37:84(e)</td> <td>Adjustment for change in discount rate</td> <td></td> <td></td> <td></td> </tr> <tr> <td></td> <td>Exchange difference</td> <td></td> <td></td> <td></td> </tr> <tr> <td>IAS 37:84(a)</td> <td>At 31 December 2021</td> <td style="border-top: 1px solid black;"></td> <td style="border-top: 1px solid black;"></td> <td style="border-top: 1px solid black;"></td> </tr> <tr> <td></td> <td></td> <td style="border-top: 3px double black;"></td> <td style="border-top: 3px double black;"></td> <td style="border-top: 3px double black;"></td> </tr> </tbody> </table> </td> </tr> </tbody> </table>		31/12/2021	31/12/2020		CU	CU	Warranty provision			Restructuring provision			Restoration provision			Other						Current			Non-current							<table border="1"> <thead> <tr> <th style="text-align: center;">Warranty provision</th> <th style="text-align: center;">Restructuring provision</th> <th style="text-align: center;">Restoration provision</th> <th style="text-align: center;">Other</th> <th style="text-align: center;">Total</th> </tr> <tr> <th style="text-align: center;">CU</th> <th style="text-align: center;">CU</th> <th style="text-align: center;">CU</th> <th style="text-align: center;">CU</th> <th style="text-align: center;">CU</th> </tr> </thead> <tbody> <tr> <td colspan="5">At 1 January 2021</td> </tr> <tr> <td>IAS 37:84(a)</td> <td>Additional provision in the year</td> <td></td> <td></td> <td></td> </tr> <tr> <td>IAS 37:84(b)</td> <td>Utilisation of provision</td> <td></td> <td></td> <td></td> </tr> <tr> <td>IAS 37:84(c)</td> <td>On acquisition of subsidiary</td> <td></td> <td></td> <td></td> </tr> <tr> <td>IAS 37:84(e)</td> <td>Unwinding of discount</td> <td></td> <td></td> <td></td> </tr> <tr> <td>IAS 37:84(e)</td> <td>Adjustment for change in discount rate</td> <td></td> <td></td> <td></td> </tr> <tr> <td></td> <td>Exchange difference</td> <td></td> <td></td> <td></td> </tr> <tr> <td>IAS 37:84(a)</td> <td>At 31 December 2021</td> <td style="border-top: 1px solid black;"></td> <td style="border-top: 1px solid black;"></td> <td style="border-top: 1px solid black;"></td> </tr> <tr> <td></td> <td></td> <td style="border-top: 3px double black;"></td> <td style="border-top: 3px double black;"></td> <td style="border-top: 3px double black;"></td> </tr> </tbody> </table>	Warranty provision	Restructuring provision	Restoration provision	Other	Total	CU	CU	CU	CU	CU	At 1 January 2021					IAS 37:84(a)	Additional provision in the year				IAS 37:84(b)	Utilisation of provision				IAS 37:84(c)	On acquisition of subsidiary				IAS 37:84(e)	Unwinding of discount				IAS 37:84(e)	Adjustment for change in discount rate					Exchange difference				IAS 37:84(a)	At 31 December 2021								
	31/12/2021	31/12/2020																																																																																						
	CU	CU																																																																																						
Warranty provision																																																																																								
Restructuring provision																																																																																								
Restoration provision																																																																																								
Other																																																																																								
Current																																																																																								
Non-current																																																																																								
	<table border="1"> <thead> <tr> <th style="text-align: center;">Warranty provision</th> <th style="text-align: center;">Restructuring provision</th> <th style="text-align: center;">Restoration provision</th> <th style="text-align: center;">Other</th> <th style="text-align: center;">Total</th> </tr> <tr> <th style="text-align: center;">CU</th> <th style="text-align: center;">CU</th> <th style="text-align: center;">CU</th> <th style="text-align: center;">CU</th> <th style="text-align: center;">CU</th> </tr> </thead> <tbody> <tr> <td colspan="5">At 1 January 2021</td> </tr> <tr> <td>IAS 37:84(a)</td> <td>Additional provision in the year</td> <td></td> <td></td> <td></td> </tr> <tr> <td>IAS 37:84(b)</td> <td>Utilisation of provision</td> <td></td> <td></td> <td></td> </tr> <tr> <td>IAS 37:84(c)</td> <td>On acquisition of subsidiary</td> <td></td> <td></td> <td></td> </tr> <tr> <td>IAS 37:84(e)</td> <td>Unwinding of discount</td> <td></td> <td></td> <td></td> </tr> <tr> <td>IAS 37:84(e)</td> <td>Adjustment for change in discount rate</td> <td></td> <td></td> <td></td> </tr> <tr> <td></td> <td>Exchange difference</td> <td></td> <td></td> <td></td> </tr> <tr> <td>IAS 37:84(a)</td> <td>At 31 December 2021</td> <td style="border-top: 1px solid black;"></td> <td style="border-top: 1px solid black;"></td> <td style="border-top: 1px solid black;"></td> </tr> <tr> <td></td> <td></td> <td style="border-top: 3px double black;"></td> <td style="border-top: 3px double black;"></td> <td style="border-top: 3px double black;"></td> </tr> </tbody> </table>	Warranty provision	Restructuring provision	Restoration provision	Other	Total	CU	CU	CU	CU	CU	At 1 January 2021					IAS 37:84(a)	Additional provision in the year				IAS 37:84(b)	Utilisation of provision				IAS 37:84(c)	On acquisition of subsidiary				IAS 37:84(e)	Unwinding of discount				IAS 37:84(e)	Adjustment for change in discount rate					Exchange difference				IAS 37:84(a)	At 31 December 2021																																								
Warranty provision	Restructuring provision	Restoration provision	Other	Total																																																																																				
CU	CU	CU	CU	CU																																																																																				
At 1 January 2021																																																																																								
IAS 37:84(a)	Additional provision in the year																																																																																							
IAS 37:84(b)	Utilisation of provision																																																																																							
IAS 37:84(c)	On acquisition of subsidiary																																																																																							
IAS 37:84(e)	Unwinding of discount																																																																																							
IAS 37:84(e)	Adjustment for change in discount rate																																																																																							
	Exchange difference																																																																																							
IAS 37:84(a)	At 31 December 2021																																																																																							

Source	International GAAP Holdings Limited
IAS 37:85(a)-(b)	The warranty provision represents management's best estimate of the Group's liability under 12-month warranties granted on electrical products, based on past experience and industry averages for defective products.
IAS 37:85(a)-(b)	The restructuring provision relates to redundancy costs incurred on the disposal of [<i>name of subsidiary</i>] (see note 52). As at 31 December 2021, approximately 50 per cent of the affected employees had left the Group's employment, with the remainder departing in January 2021.
IAS 37:85(a)-(b)	<p>The restoration provision has been created upon the enactment of new environmental legislation in [<i>A Land</i>] on 15 December 2021 which requires companies in [<i>A Land</i>] to clean up contaminated land by 30 June 2022 and bear the associated costs thereof. Management is in the process of clarifying certain aspects of the legislation and therefore the final assessment of costs that the Company will need to incur may change materially based on the outcome of this process. Based on the current interpretation of the legislation, the directors have estimated a liability of CU__ million. In estimating the liability, the directors have made assumptions regarding the following: local site volume of contamination, proximity to approved landfill sites, technology available to decontaminate and costs required to dispose of specialised raw materials.</p> <p>[<i>Describe other provisions.</i>]</p>
<p>Commentary:</p> <p><i>Notes 41 to 52 below set out detailed descriptions and reconciliations for each class of share capital and each component of equity, as required by IAS 1:79, IAS 1:106 and IAS 1:106A. IAS 1 permits some flexibility regarding the level of detail presented in the statement of changes in equity and these supporting notes. IAS 1 allows an analysis of other comprehensive income by item for each component of equity to be presented either in the statement of changes in equity or in the notes. For the purposes of the preparation of these model financial statements, the Group has elected to present the analysis of other comprehensive income in the notes.</i></p> <p><i>IAS 1 also allows that some of the details regarding items of other comprehensive income (income tax and reclassification adjustments) may be disclosed in the notes rather than in the statement of profit or loss and other comprehensive income. Entities will determine the most appropriate presentation for their circumstances – electing to present much of the detail in the notes (as we have done in these model financial statements) ensures that the primary financial statements are not cluttered by unnecessary detail, but it does result in very detailed supporting notes.</i></p> <p><i>Whichever presentation is selected, entities will need to ensure that the following requirements are met:</i></p> <ul style="list-style-type: none"> • <i>Detailed reconciliations are required for each class of share capital (in the statement of changes in equity or in the notes)</i> • <i>Detailed reconciliations are required for each component of equity – separately disclosing the impact on each such component of (i) profit or loss, (ii) each item of other comprehensive income, and (iii) transactions with owners in their capacity as owners (in the statement of changes in equity or in the notes)</i> • <i>The amount of income tax relating to each item of other comprehensive income should be disclosed (in the statement of profit or loss and other comprehensive income or in the notes)</i> • <i>Reclassification adjustments should be presented separately from the related item of other comprehensive income (in the statement of profit or loss and other comprehensive income or in the notes)</i> 	

Source	International GAAP Holdings Limited		
	40. Share capital		
		31/12/2021	
		Number	
		31/12/2020	
		Number	
IAS 1:79(a)	Authorised: __ million ordinary shares of CU__ each	_____	_____
IAS 1:79(a)	Issued and fully paid: At 1 January __ million ordinary shares of CU__ each Issued during the year Own shares acquired in the year At 31 December __ million ordinary shares of CU__ each	_____	_____
IAS 1:79(a)	[Give details of changes in share capital during the year.] The Company has one class of ordinary shares which carry no right to fixed income. Additionally the Company has authorised, issued and fully paid __ million redeemable cumulative preference shares of CU__ each classified as liabilities. These shares do not carry voting rights. Further details are provided in note 32.		
IAS 1:79(b)	41. Share premium account	2021	2020
		CU	CU
	Balance at 1 January Premium arising on issue of equity shares Share issue costs Balance at 31 December	_____	_____
IAS 1:106(d)	42. Own shares	2021	2020
	Balance at 1 January Acquired in the year Disposed of on exercise of options [Other movement]	_____	_____
	Balance at 31 December	_____	_____
IAS 1:79(b)	The own shares reserve represents the cost of shares in International GAAP Holdings Limited purchased in the market and held by the International GAAP Holdings Limited Employee Benefit Trust to satisfy options under the Group's share options plans (see note 57). The number of ordinary shares held by the employee benefit trust at 31 December 2021 was __ (2020: __).		

Source	International GAAP Holdings Limited
	<p>43. Revaluation reserves</p> <p><i>Properties revaluation reserve</i></p> <p>The properties revaluation reserve arises on the revaluation of land and buildings. When revalued land or buildings are sold, the portion of the properties revaluation reserve that relates to that asset is transferred directly to retained earnings. Items of other comprehensive income included in the properties revaluation reserve will not be reclassified subsequently to profit or loss.</p> <p>Distributions from the properties revaluation reserve can be made where they are in accordance with the requirements of the Company's constitution and company law. Amounts may also be effectively distributed out of the properties revaluation reserve as part of a share buy-back. Generally, there is no restriction on the payment of 'bonus shares' out of the properties revaluation reserve. However, the payment of cash distributions out of the reserve is restricted by the terms of the Company's constitution. These restrictions do not apply to any amounts transferred to retained profits. The directors do not currently intend to make any distribution from the properties revaluation reserve.</p>
IAS 1:90	Properties
IAS 1:106(d)	revaluation
IAS 1:106A	reserve
IAS 1:79(b)	<hr/>
IAS 16:77(f)	CU
	<p>Balance at 1 January 2020</p> <p>Revaluation decrease on land and buildings</p> <p>Reversal of deferred tax liability on revaluation of land and buildings</p>
	<hr/>
	<p>Balance at 1 January 2021</p> <p>Revaluation increase on land and buildings</p> <p>Deferred tax liability arising on revaluation of land and buildings</p> <p>Effect of change in tax rate</p>
	<hr/>
	<hr/>
	<p>Balance at 31 December 2021</p>
	<hr/>
	<p><i>Investments revaluation reserve</i></p> <p>The investments revaluation reserve represents the cumulative gains and losses arising on the revaluation of:</p> <ul style="list-style-type: none"> • Investments in equity instruments designated as at FVTOCI, net of cumulative gain/loss transferred to retained earnings upon disposal • Investments in debt instruments classified as at FVTOCI, net of cumulative loss allowance recognised on these investments and cumulative gain/loss reclassified to profit or loss upon disposal or reclassification of these investments

Source	International GAAP Holdings Limited		
	The reconciliation of movements in the investment revaluation reserve for years 2021 and 2020 is presented below:		
IAS 1:90 IAS 1:106(d) IAS 1:106A IAS 1:79(b)		Investment in equity instruments designated as at FVTOCI	Investment in debt instruments classified as at FVTOCI
		CU	CU
	Balance at 1 January 2020		
IFRS 7:20(a)(vii)	Fair value gain/(loss) arising during the period		
IFRS 7:20(a)(viii)	Income tax relating to fair value gain/(loss) arising during the period		
IFRS 7:20(a)(viii) IFRS 9:B5.7.1	Cumulative (gain)/loss on investments in equity instruments designated as at FVTOCI transferred to retained earnings upon disposal		
IFRS 7:20(a)(viii)	Cumulative (gain)/loss on investments in debt instruments classified as at FVTOCI reclassified to profit or loss upon disposal		
IAS 1:82(cb)	Cumulative (gain)/loss on investments in debt instruments classified as at FVTOCI reclassified to profit or loss upon reclassification from FVTOCI to FVTPL		
		_____	_____
	Balance at 1 January 2021		
IFRS 7:20(a)(vii)	Fair value gain/(loss) arising during the period		
IFRS 7:20(a)(viii)	Income tax relating to fair value gain/(loss) arising during the period		
IFRS 7:20(a)(viii) IFRS 9:B5.7.1	Cumulative (gain)/loss on investments in equity instruments designated as at FVTOCI transferred to retained earnings upon disposal		
IFRS 7:20(a)(viii) IAS 1:106A	Cumulative (gain)/loss on investments in debt instruments classified as at FVTOCI reclassified to profit or loss upon disposal		
IAS 1:82(cb) IAS 1:106A	Cumulative (gain)/loss on investments in debt instruments classified as at FVTOCI reclassified to profit or loss upon reclassification from FVTOCI to FVTPL		
		_____	_____
	Balance at 31 December 2021		
		_____	_____
IFRS 7:35H	The following table shows the movement in 12-month ECL that has been recognised for corporate bonds classified as at FVTOCI:		
		2021	2020
		CU	CU
	Balance as at 1 January		
	Net movement for the year		
		_____	_____
	Balance as at 31 December		
		_____	_____
	Investments in equity instruments designated as at FVTOCI are not subject to impairment.		

Source	International GAAP Holdings Limited		
IAS 1:106(d)	44. Option premium on convertible notes reserve		
		2021	2020
		CU	CU
	Balance at 1 January		
	Recognition of equity component of convertible loan notes (see note 33)		
	Deferred tax liability arising on recognition of equity component of convertible loan notes		
	Balance at 31 December		
IAS 1:79(b)	This reserve represents the equity component of convertible debt instruments (see note 33).		
IAS 1:106(d)) IAS 1:106A	45. Financial liabilities at FVTPL credit risk reserve		
		2021	2020
		CU	CU
	Balance at 1 January		
IFRS 7:20(a)(i)	Fair value gain/(loss) on financial liabilities designated as at FVTPL attributable to changes in credit risk		
	Income tax relating to fair value gain/(loss) on financial liabilities designated as at FVTPL attributable to changes in credit risk		
	Transfer of credit risk reserve to retained earnings upon derecognition of related financial liabilities		
	Balance at 31 December		

Source		International GAAP Holdings Limited							
		46. Cash flow hedge reserve							
		Foreign exchange risk		Interest rate risk		Commodity risk		Total	
		2021	2020	2021	2020	2021	2020	2021	2020
		CU	CU	CU	CU	CU	CU	CU	CU
		Balance at 1 January							
IFRS 7:24C(b)(i) IFRS 7:24E(a)	Gain/(loss) arising on changes in fair value of hedging instruments during the period								
	Income tax related to gains/ (losses) recognised in other comprehensive income during the period								
IFRS 7:24C(b)(iv) IFRS 7:24E(a)	(Gain)/loss reclassified to profit or loss – hedged item has affected profit or loss								
IFRS 7:24C(b)(iv) IFRS 7:24E(a)	(Gain)/loss reclassified to profit or loss – forecast transaction no longer expected to occur								
	Income tax related to amounts reclassified to profit or loss								
IFRS 7:24E(a)	Cumulative (gain)/loss transferred to initial carrying amount of hedged items								
	Income tax related to amounts transferred to initial carrying amount of hedged item								
		Balance at 31 December							
		Of which:							
IFRS 7:24B(b)(ii)	Balance related to continuing cash flow hedges								
IFRS 7:24B(b)(ii)	Balance related to discontinued cash flow hedges								
IAS 1:79(b) IAS 1:82A	The cash flow hedge reserve represents the cumulative amount of gains and losses on hedging instruments deemed effective in cash flow hedges. The cumulative deferred gain or loss on the hedging instrument is recognised in profit or loss only when the hedged transaction affects the profit or loss, or is included directly in the initial cost or other carrying amount of the hedged non-financial items (basis adjustment).								
IAS 1:106(d)	47. Cost of hedging reserve								
IAS 1:79(b) IAS 1:82A	The cost of hedging reserve includes the effects of the following: <ul style="list-style-type: none"> • Changes in fair value of the time value of option when only the intrinsic value of the option is designated as the hedging instrument • Changes in fair value of the forward element of a forward contract when only the change in the value of the spot element of the forward contract is designated as the hedging instrument (consistent with the Group's accounting policy to recognise non-designated component of forward contracts in equity) • Changes in fair value of the foreign currency basis spread of a financial instrument when the foreign currency basis spread of a financial instrument is excluded from the designation of that financial instrument as the hedging instrument (consistent with the Group's accounting policy to recognise non-designated component of foreign currency derivative in equity) 								
	The changes in fair value of the time value of an option, forward element of a forward contract and foreign currency basis spread of a financial instrument, in relation to a transaction-related hedged item accumulated in the cost of hedging reserve, are reclassified to profit or loss only when the hedged transaction affects profit or loss, or included as a basis adjustment to the non-financial hedged item. The changes in fair value of the time value of an option, forward element of a forward contract and foreign currency basis spread of a financial instrument, in relation to a time-period related hedged item accumulated in the cash flow hedging reserve, are amortised to profit or loss on a rational basis over the term of the hedging relationship.								

Source International GAAP Holdings Limited

IFRS 7:24F

The changes in fair value of the [time value of an option/forward element of a forward contract/foreign currency basis spread of a financial instrument] and their related reclassification adjustments and amortisation per risk category is presented below:

	Foreign exchange risk		Interest rate risk		Commodity risk		Total	
	2021	2020	2021	2020	2021	2020	2021	2020
	CU	CU	CU	CU	CU	CU	CU	CU
Balance at 1 January								
Changes in fair value of the [time value of an option/forward element/foreign currency basis spread] in relation to transaction-related hedged items during the period								
Changes in fair value of the [time value of an option/forward element/foreign currency basis spread] in relation to time-period related hedged items during the period								
Income tax related to changes in fair value of [the time value of an option/forward element/foreign currency basis spread]								
(Gain)/loss arising on changes in fair value of [the time value of an option/forward element/foreign currency basis spread] in relation to transaction-related hedged items reclassified to profit or loss – hedged item has affected profit or loss								
(Gain)/loss arising on changes in fair value of [the time value of an option/forward element/foreign currency basis spread] in relation to transaction-related hedged items reclassified to profit or loss – forecast transaction no longer expected to occur								
Income tax related to amounts reclassified to profit or loss								
(Gain)/loss arising on changes in fair value of [the time value of an option/forward element/foreign currency basis spread] in relation to transaction-related hedged items transferred to initial carrying amount of hedged items								
Income tax related to amounts transferred to initial carrying amount of hedged item								
Amortisation to profit or loss of changes in fair value of [the time value of an option/forward element/foreign currency basis spread] in relation to time-period related hedged items								
(Gain)/loss arising on changes in fair value of [the time value of an option/forward element/foreign currency basis spread] in relation to reclassified to profit or loss – forecast transaction no longer expected to occur								
Income tax related to time-period related hedged items amortised/reclassified to profit or loss								
Balance at 31 December								

Source	International GAAP Holdings Limited		
IAS 1:106(d)) IAS 1:106A	48. Foreign exchange translation reserve		
		2021	2020
		CU	CU
	Balance at 1 January		
IFRS 7:24C(b)(i) IFRS 7:24E(a)	Gain/loss arising on changes in fair value of hedging instruments designated in net investment hedges		
	Income tax relating to gains/losses on hedges of net assets in foreign operations		
	Exchange differences on translating the net assets of foreign operations		
	Income tax relating to gains/losses arising on translating the net assets of foreign operations		
IFRS 7:24C(b)(iv) IFRS 7:24E(a)	Gain/loss on hedging instruments reclassified to profit or loss on disposal of foreign operations		
	Income tax related to gain/loss on hedging instruments reclassified to profit or loss on disposal of foreign operations		
	Gain/loss reclassified to profit or loss on disposal of foreign operations		
	Income tax related to gain/loss reclassified on disposal of foreign operations		
	Balance at 31 December		
	Of which:		
IFRS 7:24B(b)(ii)	Balance related to continuing net investment hedges		
IFRS 7:24B(b)(iii)	Balance related to discontinued net investment hedges		
	Balance related to retranslation of net assets in foreign operation		
IAS 1:106(d)	49. Share-based payments reserve		
			CU
	Balance at 1 January 2020		
	Credit to equity for equity-settled share-based payments		
	Deferred tax on share-based payments		
	Balance at 1 January 2021		
	Credit to equity for equity-settled share-based payments		
	Deferred tax on share-based payments		
	Balance at 31 December 2021		

Source	International GAAP Holdings Limited
IAS 1:106(d)	<p>50. Retained earnings</p> <p>Balance at 1 January 2020 – As restated CU</p> <p>Dividends paid</p> <p>Net profit for the year</p> <p>Other comprehensive income arising from measurement of defined benefit obligation net of income tax</p> <p>Adjustment arising from change in non-controlling interest (see note 51)</p> <hr/> <p>Balance at 1 January 2021</p> <p>Dividends paid</p> <hr/> <p>Net profit for the year</p> <p>Other comprehensive income arising from measurement of defined benefit obligation net of income tax</p> <p>Adjustment arising from change in non-controlling interest (see note 51)</p> <hr/> <p>Balance at 31 December 2021</p> <hr/> <p>Included within retained earnings is an amount of CU__ million (2020: CU__ million) that represents unrealised profits arising on remeasurement of the Group’s investment properties.</p>

Source	International GAAP Holdings Limited		
IFRS 12:12(g) IFRS 12:B10-B11	51. Non-controlling interests		
	Summarised financial information in respect of each of the Group's subsidiaries that has material non-controlling interests is set out below. The summarised financial information below represents amounts before intragroup eliminations.		
		31/12/2021	31/12/2020
		CU	CU
	Subsidiary A Limited		
	Current assets		
	Non-current assets		
	Current liabilities		
	Non-current liabilities		
	Equity attributable to owners of the Company		
	Non-controlling interests		
		31/12/2021	31/12/2020
		CU	CU
	Revenue		
	Expenses		
	Profit (loss) for the year		
	Profit (loss) attributable to owners of the Company		
	Profit (loss) attributable to the non-controlling interests		
	Profit (loss) for the year		
	Other comprehensive income attributable to owners of the Company		
	Other comprehensive income attributable to the non-controlling interests		
	Other comprehensive income for the year		
	Total comprehensive income attributable to owners of the Company		
	Total comprehensive income attributable to the non-controlling interests		
	Total comprehensive income for the year		
	Dividends paid to non-controlling interests		
	Net cash inflow (outflow) from operating activities		
	Net cash inflow (outflow) from investing activities		
	Net cash inflow (outflow) from financing activities		
	Net cash inflow (outflow)		
	<i>[Include a similar table for each subsidiary that has a material non-controlling interest.]</i>		
	Further information about non-controlling interests is given in note 20.		

Source	International GAAP Holdings Limited	CU
IAS 1:106(b)	Balance at 1 January 2020	
IAS 1:106(d)	Share of profit for the year	
IAS 1:106A	Payment of dividends	_____
	Balance at 1 January 2021	
	Share of profit for the year	
	Payment of dividends	
	Non-controlling interests arising on the acquisition of [<i>Acquisition B Limited</i>] (see note 53)	
	Additional non-controlling interests arising on disposal of interest in [<i>Name of Subsidiary</i>] (see note 20)	
	Non-controlling interest relating to outstanding vested share options held by the employees of [<i>Acquisition B Limited</i>] (i)	_____
	Balance at 31 December 2021	_____
	<p>(i) As at 31 December 2021, executives and senior employees of [<i>Acquisition B Limited</i>] held options over __ ordinary shares of [<i>Acquisition B Limited</i>], of which __ will expire on 12 March 2023 and __ will expire on 17 September 2023. These share options were issued by [<i>Acquisition B Limited</i>] before it was acquired by the Group in the current year. All of the outstanding share options had vested by the acquisition date of [<i>Acquisition B Limited</i>]. CU__ represents the market-based measure of these share options measured in accordance with IFRS 2 at the acquisition date. Further details of the employee share option plan are provided in note 57.</p>	

Source	International GAAP Holdings Limited
	<p>52. Disposal of subsidiary</p>
IFRS 5:41	As referred to in note 13, on [date] the Group disposed of its interest in [name of subsidiary].
IAS 7:40(d)	The net assets of [name of subsidiary] at the date of disposal were as follows:
	_____ [date]
	CU
	Property, plant and equipment
	Inventories
	Trade receivables
	Bank balances and cash
	Retirement benefit obligation
	Deferred tax liability
	Current tax liability
	Trade payables
	Bank overdraft
	Attributable goodwill
	Net assets disposed of


	Gain on disposal

	Total consideration

	Satisfied by:
	Cash and cash equivalents
	Deferred consideration
IFRS 3:B64(f)	_____
IAS 7:40(a)	Total consideration transferred


	Net cash inflow arising on disposal:
IAS 7:40(b)	Consideration received in cash and cash equivalents
IAS 7:40(c)	Less: cash and cash equivalents disposed of

	There were no disposals of subsidiaries made in 2020.
	The deferred consideration will be settled in cash by the purchaser on or before [date].
	The impact of [name of subsidiary] on the Group's results in the current and prior years is disclosed in note 13.
IFRS 12:19	The gain on disposal is included in the profit for the year from discontinued operations (see note 13).

Source	International GAAP Holdings Limited																																
 IFRS 3:B64(a)-(d)	<p>53. Acquisition of subsidiaries [Acquisition A Limited]</p> <p>On [date], the Group acquired 100 per cent of the issued share capital of [Acquisition A Limited], obtaining control of [Acquisition A Limited]. [Acquisition A Limited] is a [describe operations of entity acquired] and qualifies as a business as defined in IFRS 3. [Acquisition A Limited] was acquired [provide primary reasons for acquisition of the entity].</p> <div style="background-color: #92d050; padding: 5px;"> <p>Commentary: The disclosures illustrated are also required for business combinations after the end of the reporting period but before the financial statements are authorised for issue unless the initial accounting for the acquisition is incomplete at the time the financial statements are authorised for issue. In such circumstances, the entity is required to describe which disclosures could not be made and the reasons why they could not be made.</p> </div>																																
IFRS 3:B64(i) IAS 7:40(d)	<p>The amounts recognised in respect of the identifiable assets acquired and liabilities assumed are as set out in the table below.</p> <table style="width: 100%; border-collapse: collapse;"> <tr> <td style="width: 80%;"></td> <td style="text-align: right; vertical-align: bottom;">CU</td> </tr> <tr> <td>Financial assets</td> <td></td> </tr> <tr> <td>Inventory</td> <td></td> </tr> <tr> <td>Property, plant and equipment</td> <td></td> </tr> <tr> <td>Identifiable intangible assets</td> <td></td> </tr> <tr> <td>Financial liabilities</td> <td></td> </tr> <tr> <td>Deferred tax assets/(liabilities)</td> <td style="border-top: 1px solid black;"></td> </tr> <tr> <td>Contingent liability</td> <td style="border-top: 1px solid black;"></td> </tr> <tr> <td>Total identifiable assets acquired and liabilities assumed</td> <td style="border-top: 1px solid black;"></td> </tr> <tr> <td>Goodwill</td> <td style="border-top: 1px solid black;"></td> </tr> <tr> <td>Total consideration</td> <td style="border-top: 1px solid black; border-bottom: 3px double black;"></td> </tr> <tr> <td>Satisfied by:</td> <td></td> </tr> <tr> <td style="padding-left: 20px;">Cash</td> <td></td> </tr> <tr> <td style="padding-left: 20px;">Equity instruments (___ ordinary shares of the Company)</td> <td></td> </tr> <tr> <td style="padding-left: 20px;">Contingent consideration arrangement</td> <td style="border-top: 1px solid black;"></td> </tr> <tr> <td style="padding-left: 20px;">Total consideration transferred</td> <td style="border-top: 1px solid black; border-bottom: 3px double black;"></td> </tr> </table>		CU	Financial assets		Inventory		Property, plant and equipment		Identifiable intangible assets		Financial liabilities		Deferred tax assets/(liabilities)		Contingent liability		Total identifiable assets acquired and liabilities assumed		Goodwill		Total consideration		Satisfied by:		Cash		Equity instruments (___ ordinary shares of the Company)		Contingent consideration arrangement		Total consideration transferred	
	CU																																
Financial assets																																	
Inventory																																	
Property, plant and equipment																																	
Identifiable intangible assets																																	
Financial liabilities																																	
Deferred tax assets/(liabilities)																																	
Contingent liability																																	
Total identifiable assets acquired and liabilities assumed																																	
Goodwill																																	
Total consideration																																	
Satisfied by:																																	
Cash																																	
Equity instruments (___ ordinary shares of the Company)																																	
Contingent consideration arrangement																																	
Total consideration transferred																																	
IFRS 3:B64(f) IAS 7:40(a)	<p>Net cash outflow arising on acquisition:</p>																																
IAS 7:40(b)	Cash consideration																																
IAS 7:40(c)	Less: cash and cash equivalent balances acquired																																
IFRS 3:B64(h)	<p>The fair value of the financial assets includes receivables [describe type of receivables] with a fair value of CU__ million and a gross contractual value of CU__ million. The best estimate at acquisition date of the contractual cash flows not to be collected is CU__ million.</p>																																
IFRS 3:B64(j)	<p>A contingent liability of CU__ million has been recognised in respect of [provide description of nature of obligation]. We expect that the majority of this expenditure will be incurred in 2022 and that all will be incurred by the end of 2023. The potential undiscounted amount of all future payments that the Group could be required to make in respect of this contingent liability is estimated to be between CU__ million and CU__ million.</p>																																

Source	International GAAP Holdings Limited																						
IFRS 3:B64(e) & (k)	The goodwill of CU__ million arising from the acquisition consists of <i>[describe factors that make up goodwill recognised]</i> . None of the goodwill is expected to be deductible for income tax purposes.																						
	<p>Commentary:</p> <p><i>If the initial allocation of goodwill acquired in a business combination during the period cannot be completed before the end of the reporting period, the amount of the unallocated goodwill should be disclosed together with the reasons why that amount remains unallocated.</i></p>																						
	The fair value of the __ ordinary shares issued as part of the consideration paid for <i>[Acquisition A Limited]</i> (CU__ million) was determined on the basis of <i>[describe method for determining fair value]</i> .																						
IFRS 3:B64(g)	The contingent consideration arrangement requires <i>[describe conditions of the contingent consideration arrangement]</i> . The potential undiscounted amount of all future payments that International GAAP Holdings Limited could be required to make under the contingent consideration arrangement is between CU__ million and CU__ million.																						
IFRS 3:B64(g)	The fair value of the contingent consideration arrangement of CU__ million was estimated by applying <i>[describe method for estimating fair value]</i> .																						
IFRS 3:B64(m)	Acquisition-related costs (included in administrative expenses) amount to CU__ million.																						
IFRS 3:B64(q)	<i>[Name of entity acquired]</i> contributed CU__ million revenue and CU__ million to the Group's profit for the period between the date of acquisition and the reporting date.																						
IFRS 3:B64(q)	If the acquisition of <i>[name of entity acquired]</i> had been completed on the first day of the financial year, Group revenues for the year would have been CU__ million and Group profit would have been CU__ million.																						
IFRS 3:B64(a)-(d)	<p><i>[Acquisition B Limited]</i></p> <p>On <i>[date]</i>, the Group acquired 80 per cent of the issued share capital of <i>[Acquisition B Limited]</i>, thereby obtaining control of <i>[Acquisition B Limited]</i>. <i>[Acquisition B Limited]</i> is a <i>[describe operations of entity acquired]</i> and qualifies as a business as defined in IFRS 3. <i>[Acquisition B Limited]</i> was acquired <i>[provide primary reasons for acquisition of the entity]</i>.</p>																						
IFRS 3:B64(i) IAS 7:40(d)	The amounts recognised in respect of the identifiable assets acquired and liabilities assumed are as set out in the table below.																						
	<table style="width: 100%; border-collapse: collapse;"> <tr> <td style="width: 80%;"></td> <td style="text-align: right; vertical-align: bottom;">CU</td> </tr> <tr> <td>Financial assets</td> <td></td> </tr> <tr> <td>Inventory</td> <td></td> </tr> <tr> <td>Property, plant and equipment</td> <td></td> </tr> <tr> <td>Identifiable intangible assets</td> <td></td> </tr> <tr> <td>Financial liabilities</td> <td></td> </tr> <tr> <td>Total identifiable assets acquired and liabilities assumed</td> <td style="border-top: 1px solid black;"></td> </tr> <tr> <td>Goodwill</td> <td></td> </tr> <tr> <td>Non-controlling interest in 20 per cent of <i>[Acquisition B Limited]</i></td> <td></td> </tr> <tr> <td>Non-controlling interest – outstanding share options granted by <i>[Acquisition B Limited]</i></td> <td style="border-top: 1px solid black;"></td> </tr> <tr> <td>Total consideration</td> <td style="border-top: 1px solid black; border-bottom: 1px solid black;"></td> </tr> </table>		CU	Financial assets		Inventory		Property, plant and equipment		Identifiable intangible assets		Financial liabilities		Total identifiable assets acquired and liabilities assumed		Goodwill		Non-controlling interest in 20 per cent of <i>[Acquisition B Limited]</i>		Non-controlling interest – outstanding share options granted by <i>[Acquisition B Limited]</i>		Total consideration	
	CU																						
Financial assets																							
Inventory																							
Property, plant and equipment																							
Identifiable intangible assets																							
Financial liabilities																							
Total identifiable assets acquired and liabilities assumed																							
Goodwill																							
Non-controlling interest in 20 per cent of <i>[Acquisition B Limited]</i>																							
Non-controlling interest – outstanding share options granted by <i>[Acquisition B Limited]</i>																							
Total consideration																							
IFRS 3:B64(f) IAS 7:40(a)	<p>Satisfied by:</p> <p>Cash</p> <p>Equity instruments (__ ordinary shares of the Company)</p> <p>Total consideration transferred</p> <p style="border-top: 1px solid black; border-bottom: 1px solid black;"></p>																						
IAS 7:40(b) IAS 7:40(c)	<p>Net cash outflow arising on acquisition:</p> <p>Cash consideration</p> <p>Less: cash and cash equivalent balances acquired</p> <p style="border-top: 1px solid black; border-bottom: 1px solid black;"></p>																						

Source	International GAAP Holdings Limited
IFRS 3:B67(a)	The initial accounting for the acquisition of <i>[Acquisition B Limited]</i> has only been provisionally determined at the end of the reporting period. For tax purposes, the tax values of <i>[Acquisition B Limited]</i> 's assets are required to be reset based on market values of the assets. At the date of finalisation of these consolidated financial statements, the necessary market valuations and other calculations had not been finalised and they have therefore only been provisionally determined based on the directors' best estimate of the likely tax values.
IFRS 3:B64(h)	The fair value of the financial assets includes receivables <i>[describe type of receivables]</i> with a fair value of CU__ million and a gross contractual value of CU__ million. The best estimate at acquisition date of the contractual cash flows not to be collected are CU__ million.
IFRS 3:B64(e)&(k)	<p>The goodwill of CU__ million arising from the acquisition consists of <i>[describe factors that make up goodwill recognised]</i>. None of the goodwill is expected to be deductible for income tax purposes.</p> <p>The fair value of the __ ordinary shares issued as part of the consideration paid for <i>[Acquisition B Limited]</i> (CU__ million) was determined on the basis of <i>[describe method for determining fair value]</i>.</p>
IFRS 3:B64(o)	<p>The non-controlling interest (20 per cent ownership interest in <i>[Acquisition B Limited]</i>) recognised at the acquisition date was measured by reference to the fair value of the non-controlling interest and amounted to CU__. This fair value was estimated by applying an income approach. The following were the key model inputs used in determining the fair value:</p> <ul style="list-style-type: none"> • Assumed discount rate of __ per cent • Assumed long-term sustainable growth rates of __ per cent to __ per cent • Assumed adjustments because of the lack of control or lack of marketability that market participants would consider when estimating the fair value of the non-controlling interests in <i>[Acquisition B Limited]</i> <p>All outstanding share options granted by <i>[Acquisition B Limited]</i> to its employees had vested by the acquisition date. These share options were measured in accordance with IFRS 2 at their market-based measure of CU__ and were included in the non-controlling interest in <i>[Acquisition B Limited]</i>. Methods and significant assumptions used in determining the market-based measure at the acquisition date are set out in note 57.</p>
IFRS 3:B64(m)	Acquisition-related costs (included in administrative expenses) amount to CU__ million.
IFRS 3:B64(q)	<i>[Name of entity acquired]</i> contributed CU__ million revenue and CU__ million to the Group's profit for the period between the date of acquisition and the reporting date.
IFRS 3:B64(q)	If the acquisition of <i>[name of entity acquired]</i> had been completed on the first day of the financial year, Group revenues for the year would have been CU__ million and Group profit would have been CU__ million.
	Commentary:
IFRS 3:B65	<i>The disclosures illustrated should be given separately for each business combination except that certain disclosures may be disclosed in aggregate for business combinations that are individually immaterial.</i>
IFRS 3:B66	<i>The Standard also imposes identical disclosure requirements for business combinations that are effected after the reporting date but before the financial statements are authorised for issue.</i>

Source	International GAAP Holdings Limited					
IAS 7:45	54. Notes to the cash flow statement					
	Cash and cash equivalents					
		<table border="0"> <tr> <td style="text-align: right;">31/12/2021</td> <td style="text-align: right;">31/12/2020</td> </tr> <tr> <td style="text-align: right;">CU</td> <td style="text-align: right;">CU</td> </tr> </table>	31/12/2021	31/12/2020	CU	CU
31/12/2021	31/12/2020					
CU	CU					
	Cash and bank balances					
	Bank overdrafts (see note 32)					
	Cash and bank balances included in disposal group held for sale (see note 13)					
	<p>Cash and cash equivalents comprise cash and short-term bank deposits with an original maturity of three months or less, net of outstanding bank overdrafts. The carrying amount of these assets is approximately equal to their fair value. Cash and cash equivalents at the end of the reporting period as shown in the consolidated statement of cash flows can be reconciled to the related items in the consolidated reporting position as shown above.</p>					
IAS 7:43	Non-cash transactions					
	<p>Additions to buildings and equipment during the year amounting to CU__ million were financed by new leases. Additions of CU__ million in 2021 (2020: CU__ million) were acquired on deferred payment terms, the settlement of which are still outstanding at year end.</p>					
IAS 7:44A-44E	Changes in liabilities arising from financing activities					
	<p>The table below details changes in the Group's liabilities arising from financing activities, including both cash and non-cash changes. Liabilities arising from financing activities are those for which cash flows were, or future cash flows will be, classified in the Group's consolidated cash flow statement as cash flows from financing activities.</p>					

Source	International GAAP Holdings Limited								
	Non-cash changes								
	1 January 2021	Financing cash flows (i)	Equity component of convertible loan notes	Acquisition of subsidiary (note 53)	Disposal of subsidiary (note 52)	Fair value adjustments (notes 11, 12 and 62)	New leases	Other changes (ii)	31 December 2021
	CU	CU	CU	CU	CU	CU	CU	CU	CU
Convertible loan notes (note 33)									
Perpetual notes (note 32)									
Bank loans (note 32)									
Loans from related parties (note 32)									
Lease liabilities (note 36)									
Bills of exchange (note 32)									
Redeemable preference shares (note 33)									
Interest rate swaps fair value hedging, cash flow hedging or economically hedging financing liabilities (note 34)									
Contingent consideration (note 38) (iii)									
Total liabilities from financing activities									
(i) The cash flows from bank loans, loans from related parties and other borrowings make up the net amount of proceeds from borrowings and repayments of borrowings in the cash flow statement.									
(ii) Other changes include interest accruals and payments.									
(iii) The contingent consideration arises on the acquisition of Acquisition A Limited (see note 53). The payment of contingent consideration will be presented as a financing cash flow of the Group.									

Source	International GAAP Holdings Limited								
	Non-cash changes (restated)								
	1 January 2020	Financing cash flows (i)	Equity component of convertible loan notes	Acquisition of subsidiary (note 53)	Disposal of subsidiary (note 52)	Fair value adjustments (notes 11, 12 and 62)	New leases	Other changes (ii)	31 December 2020
	CU	CU	CU	CU	CU	CU	CU	CU	CU
Convertible loan notes (note 33)									
Perpetual notes (note 32)									
Bank loans (note 32)									
Loans from related parties (note 32)									
Lease liabilities (note 36)									
Bills of exchange (note 32)									
Redeemable preference shares (note 33)									
Interest rate swaps fair value hedging, cash flow hedging or economically hedging financing liabilities (note 34)									
Total liabilities from financing activities									

(i) The cash flows from bank loans, loans from related parties and other borrowings make up the net amount of proceeds from borrowings and repayments of borrowings in the cash flow statement.

(ii) Other changes include interest accruals and payments.

(iii) The contingent consideration arises on the acquisition of Acquisition A Limited (see note 53). The payment of contingent consideration will be presented as a financing cash flow of the Group.

Source	International GAAP Holdings Limited		
	55. Contingent liabilities		
IAS 37:86(a) IAS 37:86(b)	<p>During the reporting period, a customer of the Group instigated proceedings against it for alleged defects in an electronic product which, it is claimed, were the cause of a major fire in the customer's premises on [date]. Total losses to the customer have been estimated at CU__ million and this amount is being claimed from the Group.</p> <p>The Group's lawyers have advised that they do not consider that the claim has merit, and they have recommended that it be contested. No provision has been made in these financial statements as the Group's management does not consider that there is any probable loss.</p>		
		31/12/2021	31/12/2020
		CU	CU
IFRS 12:23(b)	<p>Contingent liabilities incurred by the Group arising from its interest in associates [disclose details]</p> <p>Group's share of associates' contingent liabilities</p>	_____	_____
		_____	_____
	<p>The amount disclosed represents the Group's share of contingent liabilities of associates. The extent to which an outflow of funds will be required is dependent on the future operations of the associates being more or less favourable than currently expected.</p>		
	56. Operating lease arrangements		
IFRS 16:89	<p>Operating leases, in which the Group is the lessor, relate to investment property owned by the Group with lease terms of between __ to __ years, with a __ year extension option. All operating lease contracts contain market review clauses in the event that the lessee exercises its option to renew. The lessee does not have an option to purchase the property at the expiry of the lease period.</p>		
IFRS 16:92(b)	<p>The unguaranteed residual values do not represent a significant risk for the Group, as they relate to property which is located in a location with a constant increase in value over the last __ years. The Group did not identify any indications that this situation will change.</p>		
IFRS 16:97	<p>Maturity analysis of operating lease payments:</p>		
		31/12/2021	31/12/2020
		CU	CU
	Year 1		
	Year 2		
	Year 3		
	Year 4		
	Year 5		
	Year 6 and onwards	_____	_____
	Total	_____	_____
IFRS 16:91	<p>The following table presents the amounts reported in profit or loss:</p>		
		31/12/2021	31/12/2020
		CU	CU
			(Restated)
IFRS 16:90(b)	Lease income on operating leases		
IFRS 16:90(b)	Therein lease income relating to variable lease payments that do not depend on an index or rate		

Source

International GAAP Holdings Limited

IFRS 2:44

IFRS 2:45(a)

**57. Share-based payments*****Equity-settled share option plan***

The Company has a share option plan for all employees of the Group. In accordance with the terms of the plan, as approved by shareholders at a previous annual general meeting, employees with more than __ years' service with the Group may be granted options to purchase ordinary shares.

Each employee share option converts into one ordinary share of the Company on exercise. No amounts are paid or payable by the recipient on receipt of the option. The options carry neither rights to dividends nor voting rights. Options may be exercised at any time from the date of vesting to the date of their expiry.

The number of options granted is calculated in accordance with the performance-based formula approved by shareholders at the previous annual general meeting and is subject to approval by the remuneration committee. The formula rewards employees to the extent of the Group's and the individual's achievement judged against both qualitative and quantitative criteria from the following financial and customer service measures:

- Improvement in share price
- Improvement in net profit
- Improvement in return to shareholders
- Reduction in warranty claims
- Results of client satisfaction surveys
- Reduction in rate of staff turnover

Options are exercisable at a price equal to the average quoted market price of the Company's shares on the date of grant. The vesting period is three years. If the options remain unexercised after a period of five years from the date of grant the options expire. Options are forfeited if the employee leaves the Group before the options vest.

IFRS 2:45(b)

Details of the share options outstanding during the year are as follows:

	31/12/2021	31/12/2020
	Number of share options	Number of share options
	Weighted average exercise price (in CU)	Weighted average exercise price (in CU)
Outstanding at beginning of year		
Granted during the year		
Forfeited during the year		
Exercised during the year		
Expired during the year		
Outstanding at the end of the year		
Exercisable at the end of the year		

IFRS 2:45(c)-(d)

IFRS 2:46

IFRS 2:47(a)

The weighted average share price at the date of exercise for share options exercised during the period was __. The options outstanding at 31 December 2021 had a weighted average exercise price of __, and a weighted average remaining contractual life of __ years. In 2021, options were granted on [dates]. The aggregate of the estimated fair values of the options granted on those dates is CU__ million. In 2020, options were granted on [dates]. The aggregate of the estimated fair values of the options granted on those dates is CU__ million. The inputs into the [specify model] model are as follows:

Source	International GAAP Holdings Limited			
		31/12/2021	31/12/2020	
	Weighted average share price	CU__	CU__	
	Weighted average exercise price	CU__	CU__	
	Expected volatility			
	Expected life	__ years	__ years	
	Risk-free rate	__ %	__ %	
	Expected dividend yields	__ %	__ %	
	Expected volatility was determined by calculating the historical volatility of the Group's share price over the previous __ years. The expected life used in the model has been adjusted, based on management's best estimate, for the effects of non-transferability, exercise restrictions, and behavioural considerations.			
IFRS 2:47(c)	During 2021, the Group re-priced certain of its outstanding options. The strike price was reduced from CU__ to the then current market price of CU__. The incremental fair value of CU__ will be expensed over the remaining vesting period (two years). The Group used the inputs noted above to measure the fair value of the old and new options.			
IFRS 2:51(a)	The Group recognised total expenses of CU__ and CU__ related to equity-settled share-based payment transactions in 2021 and 2020 respectively.			
	<i>[The disclosure requirements for an LTIP plan are the same as a share option plan and should be inserted here if relevant.]</i>			
IFRS 2:51(b)	Cash-settled share-based payments			
	The Group issues to certain employees share appreciation rights (SARs) that require the Group to pay the intrinsic value of the SAR to the employee at the date of exercise. The Group has recorded liabilities of CU__ and CU__ in 2021 and 2020. Fair value of the SARs is determined by using the <i>[specify model]</i> model using the assumptions noted in the above table. The Group recorded total expenses of CU__ and CU__ in 2021 and 2020, respectively. The total intrinsic value at 31 December 2021 and 2020 was CU__ and CU__, respectively.			
	Employee share option plan of a subsidiary acquired in the current year			
IFRS 2:45(a)	<i>[Acquisition B Limited]</i> has a share option plan for its executives and senior employees. The outstanding share options were not replaced and were still in existence at the date of acquisition of <i>[Acquisition B Limited]</i> .			
	Each employee share option of <i>[Acquisition B Limited]</i> converts into one ordinary share of <i>[Acquisition B Limited]</i> on exercise. No amounts are paid or payable by the recipient on receipt of the option. The options carry neither rights to dividends nor voting rights. Options may be exercised at any time from the date of vesting to the date of their expiry. All outstanding share options granted by <i>[Acquisition B Limited]</i> had been vested by the date when the Group acquired <i>[Acquisition B Limited]</i> .			
	The following share-based payment arrangements were in existence during the current year:			
	Options series	Number	Expiry date	Market-based measure at the acquisition date of <i>[Acquisition B Limited]</i>
			Exercise price	
			CU	CU
	(1) Granted on 13 March 2020			
	(2) Granted on 18 September 2020			

Source	International GAAP Holdings Limited																							
IFRS 2:46 IFRS 2:47(a)	<p>All outstanding vested share options were measured in accordance with IFRS 2 at their market-based measure at the acquisition date. The weighted average market-based measure of the share options determined at the acquisition date of [Acquisition B Limited] is CU___. Options were priced using a [Specify Model] option pricing model. Where relevant, the expected life used in the model has been adjusted based on management's best estimate for the effects of non-transferability, exercise restrictions (including the probability of meeting market conditions attached to the option), and behavioural considerations. Expected volatility is based on the historical share price volatility over the past 5 years. To allow for the effects of early exercise, it was assumed that executives and senior employees would exercise the options after vesting date when the share price reaches three and a half times the exercise price.</p> <table border="1" data-bbox="1090 544 1505 913"> <thead> <tr> <th rowspan="2"></th> <th colspan="2">Option series</th> </tr> <tr> <th>Series 1</th> <th>Series 2</th> </tr> </thead> <tbody> <tr> <td>Acquisition date share price</td> <td>CU__</td> <td>CU__</td> </tr> <tr> <td>Weighted average exercise price</td> <td>CU__</td> <td>CU__</td> </tr> <tr> <td>Expected volatility</td> <td></td> <td></td> </tr> <tr> <td>Expected life</td> <td>__ years</td> <td>__ years</td> </tr> <tr> <td>Risk-free rate</td> <td>__ %</td> <td>__ %</td> </tr> <tr> <td>Expected dividend yields</td> <td>__ %</td> <td>__ %</td> </tr> </tbody> </table>		Option series		Series 1	Series 2	Acquisition date share price	CU__	CU__	Weighted average exercise price	CU__	CU__	Expected volatility			Expected life	__ years	__ years	Risk-free rate	__ %	__ %	Expected dividend yields	__ %	__ %
	Option series																							
	Series 1	Series 2																						
Acquisition date share price	CU__	CU__																						
Weighted average exercise price	CU__	CU__																						
Expected volatility																								
Expected life	__ years	__ years																						
Risk-free rate	__ %	__ %																						
Expected dividend yields	__ %	__ %																						
IFRS 2:45(d)	<p>No share options were granted or exercised after the Group obtained control over [Acquisition B Limited]. The share options outstanding at 31 December 2021 had an exercise price of CU__ and a weighted average remaining contractual life of __ days.</p> <p>Other share-based payment plans</p> <p>The employee share purchase plans are open to almost all employees and provide for a purchase price equal to the daily average market price on the date of grant, less __ per cent. The shares can be purchased during a two-week period each year. The shares so purchased are generally placed in the employee share savings plan for a five-year period. Pursuant to these plans, the Group issued __ ordinary shares in 2021, at weighted average share prices of __. The discount of CU__ million will be expensed over the vesting period of __ years.</p>																							

Source International GAAP Holdings Limited



58. Retirement benefit plans

Defined contribution plans

The Group operates defined contribution retirement benefit plans for all qualifying employees of its construction and leasing divisions in [A Land]. The assets of the plans are held separately from those of the Group in funds under the control of trustees.

IAS 19:43 The employees of the Group's subsidiary in [B Land] are members of a state-managed retirement benefit plan operated by the government of [B Land]. The subsidiary is required to contribute a specified percentage of payroll costs to the retirement benefit plan to fund the benefits. The only obligation of the Group with respect to the retirement benefit plan is to make the specified contributions.

IAS 19:53 The total expense recognised in profit or loss of CU__ million (2020: CU__ million) represents contributions payable to these plans by the Group at rates specified in the rules of the plans. As at 31 December 2021, contributions of CU__ million (2020: CU__ million) due in respect of the current reporting period had not been paid over to the plans.

Defined benefit plans

IAS 19:139(a) The Group sponsors defined benefit plans for qualifying employees of its subsidiaries in [D Land] and previously for the employees of [name of entity]. The defined benefit plans are administered by a separate fund that is legally separated from the Company. The trustees of the pension fund are required by law to act in the interest of the fund and of all relevant stakeholders in the plan. The trustees of the pension fund are responsible for the investment policy with regard to the assets of the fund.

Under the plans, the employees are entitled to post-retirement yearly instalments amounting to __ per cent of final salary on attainment of a retirement age of __. The pensionable salary is limited to CU__. The pensionable salary is the difference between the current salary of the employee and the state retirement benefit. In addition, the service period is limited to __ years resulting in a maximum yearly entitlement (life-long annuity) of __ per cent of final salary.

The defined benefit plans require contributions from employees. Contributions are in the following two forms; one is based on the number of years of service and the other one is based on a fixed percentage of salary of the employees. Employees can also make discretionary contributions to the plans.

IAS 19:139(b) The plans in [D Land] typically expose the Company to actuarial risks such as: investment risk, interest rate risk, longevity risk and salary risk. The risk relating to benefits to be paid to the dependents of plan members is re-insured by an external insurance company.

Investment risk	The present value of the defined benefit plan liability is calculated using a discount rate determined by reference to high quality corporate bond yields; if the return on plan asset is below this rate, it will create a plan deficit. Currently the plan has a relatively balanced investment in equity securities, debt instruments and real estate. Due to the long-term nature of the plan liabilities, the trustees of the pension fund consider it appropriate that a reasonable portion of the plan assets should be invested in equity securities and in real estate to leverage the return generated by the fund.
Interest risk	A decrease in the bond interest rate will increase the plan liability but this will be partially offset by an increase in the return on the plan's debt investments.
Longevity risk	The present value of the defined benefit plan liability is calculated by reference to the best estimate of the mortality of plan participants both during and after their employment. An increase in the life expectancy of the plan participants will increase the plan's liability.
Salary risk	The present value of the defined benefit plan liability is calculated by reference to the future salaries of plan participants. As such, an increase in the salary of the plan participants will increase the plan's liability.


Source	International GAAP Holdings Limited																																	
IAS 19:144	<p>No other post-retirement benefits are provided to these employees.</p> <p>The most recent actuarial valuations of the plan assets and the present value of the defined benefit liability were carried out at 31 December 2021 by [name], Fellow of the Institute of Actuaries. The present value of the defined benefit liability, and the related current service cost and past service cost, were measured using the projected unit credit method.</p> <p>The principal assumptions used for the purposes of the actuarial valuations were as follows:</p> <table border="1" style="width: 100%; border-collapse: collapse;"> <thead> <tr> <th></th> <th style="text-align: center; border-bottom: 1px solid black;">31/12/2021</th> <th style="text-align: center; border-bottom: 1px solid black;">Valuation at 31/12/2020</th> </tr> </thead> <tbody> <tr> <td colspan="3">Key assumptions used:</td> </tr> <tr> <td>Discount rate(s)</td> <td style="text-align: center;">__ %</td> <td style="text-align: center;">__ %</td> </tr> <tr> <td>Expected rate(s) of salary increase</td> <td style="text-align: center;">__ %</td> <td style="text-align: center;">__ %</td> </tr> <tr> <td>Average longevity at retirement age for current pensioners*</td> <td></td> <td></td> </tr> <tr> <td> Male</td> <td style="text-align: center;">__ years</td> <td style="text-align: center;">__ years</td> </tr> <tr> <td> Female</td> <td style="text-align: center;">__ years</td> <td style="text-align: center;">__ years</td> </tr> <tr> <td>Average longevity at retirement age for current employees (future pensioners)*</td> <td></td> <td></td> </tr> <tr> <td> Male</td> <td style="text-align: center;">__ years</td> <td style="text-align: center;">__ years</td> </tr> <tr> <td> Female</td> <td style="text-align: center;">__ years</td> <td style="text-align: center;">__ years</td> </tr> <tr> <td>Others [describe]</td> <td></td> <td></td> </tr> </tbody> </table> <p>*Based on [D Land]'s standard mortality table with modifications to reflect expected changes in mortality/others [describe].</p>		31/12/2021	Valuation at 31/12/2020	Key assumptions used:			Discount rate(s)	__ %	__ %	Expected rate(s) of salary increase	__ %	__ %	Average longevity at retirement age for current pensioners*			Male	__ years	__ years	Female	__ years	__ years	Average longevity at retirement age for current employees (future pensioners)*			Male	__ years	__ years	Female	__ years	__ years	Others [describe]		
	31/12/2021	Valuation at 31/12/2020																																
Key assumptions used:																																		
Discount rate(s)	__ %	__ %																																
Expected rate(s) of salary increase	__ %	__ %																																
Average longevity at retirement age for current pensioners*																																		
Male	__ years	__ years																																
Female	__ years	__ years																																
Average longevity at retirement age for current employees (future pensioners)*																																		
Male	__ years	__ years																																
Female	__ years	__ years																																
Others [describe]																																		
IAS 19:135 IAS 19:120	<p>Amounts recognised in profit or loss in respect of these defined benefit plans are as follows:</p> <table border="1" style="width: 100%; border-collapse: collapse;"> <thead> <tr> <th></th> <th style="text-align: center; border-bottom: 1px solid black;">31/12/2021</th> <th style="text-align: center; border-bottom: 1px solid black;">31/12/2020</th> </tr> </thead> <tbody> <tr> <td></td> <td style="text-align: center;">CU</td> <td style="text-align: center;">CU</td> </tr> <tr> <td>Service cost:</td> <td></td> <td></td> </tr> <tr> <td> Current service cost</td> <td></td> <td></td> </tr> <tr> <td> Past service cost and (gain)/loss from settlements</td> <td></td> <td></td> </tr> <tr> <td>Net interest expense</td> <td style="border-top: 1px solid black;"></td> <td style="border-top: 1px solid black;"></td> </tr> <tr> <td>Components of defined benefit costs recognised in profit or loss</td> <td style="border-top: 1px solid black; border-bottom: 3px double black;"></td> <td style="border-top: 1px solid black; border-bottom: 3px double black;"></td> </tr> </tbody> </table> <p>Of the expense (service cost) for the year, CU__ million (2020: CU__ million) has been included in profit or loss as cost of sales and CU__ million (2020: CU__ million) has been included in administrative expenses. The net interest expense has been included within finance costs (see note 11). The remeasurement of the net defined benefit liability is included in other comprehensive income.</p>		31/12/2021	31/12/2020		CU	CU	Service cost:			Current service cost			Past service cost and (gain)/loss from settlements			Net interest expense			Components of defined benefit costs recognised in profit or loss														
	31/12/2021	31/12/2020																																
	CU	CU																																
Service cost:																																		
Current service cost																																		
Past service cost and (gain)/loss from settlements																																		
Net interest expense																																		
Components of defined benefit costs recognised in profit or loss																																		

Source	International GAAP Holdings Limited	
	Amounts recognised in other comprehensive income are as follows:	
	31/12/2021	31/12/2020
	CU	CU
	The return on plan assets (excluding amounts included in net interest expense)	
	Actuarial gains and losses arising from changes in demographic assumptions	
	Actuarial gains and losses arising from changes in financial assumptions	
	Actuarial gains and losses arising from experience adjustments	
	Others [<i>describe</i>]	
	Adjustments for restrictions on the defined benefit asset	
	Remeasurement of the net defined benefit liability (asset)	
IAS 19:141	The amount included in the statement of financial position arising from the Group's obligations in respect of its defined benefit retirement benefit plans is as follows:	
	31/12/2021	31/12/2020
	CU	CU
	Present value of defined benefit obligations	
	Fair value of plan assets	
	Funded status	
	Restrictions on asset recognised	
	Others [<i>describe</i>]	
	Net liability arising from defined benefit obligation	

Source	International GAAP Holdings Limited	
IAS 19:141	Movements in the present value of defined benefit obligations in the year were as follows:	
	31/12/2021	31/12/2020
	CU	CU
	Opening defined benefit obligation	
	Current service cost	
	Interest cost	
	Remeasurement (gains)/losses:	
	Actuarial gains and losses arising from changes in demographic assumptions	
	Actuarial gains and losses arising from changes in financial assumptions	
	Actuarial gains and losses arising from experience adjustments	
	Others [<i>describe</i>]	
	Contributions from plan participants	
	Past service cost	
	Losses/(gains) on curtailments	
	Liabilities extinguished on settlements	
	Liabilities assumed in a business combination	
	Exchange differences on foreign plans	
	Benefits paid	
	Others [<i>describe</i>]	
	Closing defined benefit obligation	
IAS 19:141	Movements in the fair value of plan assets in the year were as follows:	
	31/12/2021	31/12/2020
	CU	CU
	Opening fair value of plan assets	
	Interest income	
	Remeasurement gain/(loss):	
	The return on plan assets (excluding amounts included in net interest expense)	
	Others [<i>describe</i>]	
	Exchange differences on foreign plans	
	Contributions from the employer	
	Contributions from plan participants	
	Benefits paid	
	Assets acquired in a business combination	
	Assets distributed on settlements	
	Others [<i>describe</i>]	
	Closing fair value of plan assets	

Source	International GAAP Holdings Limited					
IAS 19:142	The major categories and fair values of plan assets at the end of the reporting period for each category are as follows:					
	31/12/2021	31/12/2020	31/12/2021	31/12/2020	31/12/2021	31/12/2020
	Quoted	Quoted	Unquoted	Unquoted	Total	Total
	CU	CU	CU	CU	CU	CU
	Cash and cash equivalents					
	Equity instruments					
	Consumer industry					
	Manufacturing industry					
	Energy and utilities					
	Financial institutions					
	Health and care					
	ICT and telecom					
	Equity instrument funds					
	_____	_____	_____	_____	_____	_____
	Subtotal equity					
	_____	_____	_____	_____	_____	_____
	Debt instruments					
	AAA					
	AA					
	A					
	BBB and lower					
	not rated					
	_____	_____	_____	_____	_____	_____
	Subtotal debt instruments					
	_____	_____	_____	_____	_____	_____
	Property					
	Retail					
	Offices					
	Residential					
	_____	_____	_____	_____	_____	_____
	Subtotal property					
	_____	_____	_____	_____	_____	_____
	Derivatives					
	Interest rate swaps					
	Forward foreign exchange contracts					
	_____	_____	_____	_____	_____	_____
	Subtotal derivatives					
	_____	_____	_____	_____	_____	_____
	Others <i>[describe]</i>					
	_____	_____	_____	_____	_____	_____
	_____	_____	_____	_____	_____	_____
	Derivatives are classified as Level 2 instruments and property as Level 3 instruments. It is the policy of the fund to use interest rate swaps to hedge its exposure to interest rate risk. It is the policy of the fund to cover __ per cent of the exposure to interest rate risk of the defined benefit obligation by the use of debt instruments in combination with interest rate swaps. This policy has been realised during the reporting and preceding period. Foreign currency exposures are fully hedged by the use of the forward foreign exchange contracts.					
IAS 19:143	The plan assets include ordinary shares of International GAAP Holdings Limited with a fair value of CU__ million (2020: CU__ million) and property occupied by a subsidiary of International GAAP Holdings Limited with a fair value of CU__ million (2020: CU__ million).					

Source	International GAAP Holdings Limited
IAS 19:145(a) – (b)	<p>Significant actuarial assumptions for the determination of the defined benefit obligation are discount rate, expected salary increase and mortality. The sensitivity analyses below have been determined based on reasonably possible changes of the respective assumptions occurring at the end of the reporting period, while holding all other assumptions constant.</p> <p>If the discount rate is 100 basis points higher (lower), the defined benefit obligation would decrease (increase) by CU__ million (2020: CU__ million).</p> <p>If the expected salary growth increases (decreases) by 1 per cent, the defined benefit obligation would increase (decrease) by CU__ million (2020: CU__ million).</p> <p>If the life expectancy increases (decreases) by one year for both men and women, the defined benefit obligation would increase (decrease) by CU__ million (2020: CU__ million).</p> <p>The sensitivity analysis presented above may not be representative of the actual change in the defined benefit obligation as it is unlikely that the changes in assumptions would occur in isolation of one another as some of the assumptions may be correlated.</p>
IAS 19:145(c)	<p>In presenting the above sensitivity analysis, the present value of the defined benefit obligation has been calculated using the projected unit credit method at the end of the reporting period, which is the same as that applied in calculating the defined benefit obligation liability recognised in the statement of financial position.</p> <p>There was no change in the methods and assumptions used in preparing the sensitivity analysis from prior years.</p>
IAS 19:146	<p>Each year an asset-liability matching (ALM) study is performed in which the consequences of the strategic investment policies are analysed in terms of risk-and-return profiles. Investment and contribution policies are integrated within this study.</p> <p>The main strategic choices that are formulated in the actuarial and technical policy document of the fund are:</p> <ul style="list-style-type: none"> • Asset mix based on __ per cent equity instruments, __ per cent debt instruments and __ per cent investment property • Interest rate sensitivity caused by the duration of the defined benefit obligation should be reduced by __ per cent using debt instruments in combination with interest rate swaps • Maintaining an equity buffer that gives a __ per cent assurance that assets are sufficient within the next 12 months <p>There has been no change in the processes used by the Group to manage its risks from prior periods.</p>
IAS 19:147	<p>The Group's subsidiaries should fund the cost of the entitlements expected to be earned on a yearly basis. Employees pay a fixed __ per cent of pensionable salary. The residual contribution (including back service payments) is paid by the entities of the Group. The funding requirements are based on a local actuarial measurement framework. In this framework the discount rate is set on a risk free rate. Furthermore, premiums are determined on a current salary base. Additional liabilities stemming from past service due to salary increases (back-service liabilities) should be paid immediately to the plan. Apart from paying the costs of the entitlements the Group's subsidiaries are not liable to pay additional contributions in case the plan does not hold sufficient assets. In that case the plan should take other measures to restore its solvency such as a reduction of the entitlements of the plan members.</p> <p>The average duration of the benefit obligation at the end of the reporting period is __ years (2020: __ years). This number can be subdivided into the duration related to:</p> <ul style="list-style-type: none"> • Active members: __ years (2020: __ years) • Deferred members: __ years (2020: __ years) • Retired members: __ years (2020: __ years) <p>The Group expects to make a contribution of CU__ million (2020: CU__ million) to the defined benefit plans during the next financial year. The Group is committed to paying into the plan for [X] future years, CU__ per annum in line with the agreed Schedule of Contributions.</p>

Source	International GAAP Holdings Limited				
IAS 20:39(b)	59. Deferred income – government grant		31/12/2021	31/12/2020	
			CU	CU	
		Staff training costs			
		Purchase of equipment			
		Current			
		Non-current			
	<p>The staff training costs deferred income arises as a result of the benefit received from an interest-free government loan received on [date] (see note 32). The income will be offset against training costs to be incurred in 2022 (CU__) and 2023 (CU__).</p> <p>The purchase of equipment deferred income arises as a result of a grant received on [date] to install energy efficient machinery for the production of [product X]. The income will be recognised in profit or loss on a straight line basis over the useful life of the related asset. There are no unfulfilled conditions or other contingencies attaching to this grant.</p>				
	60. Contract liabilities		31/12/2021	31/12/2020	1/1/2020
			CU	CU	CU
		Arising from customer loyalty programme (i)			
IFRS 15:116(a)		Amounts received in advance of delivery for internet sales (ii)			
		Maintenance services (iii)			
		Amounts related to construction contracts (iv)			
		Current			
		Non-current			
IFRS 15:117	(i) A contract liability arises in respect of the Group's Maxi-Points Scheme as these points provide a benefit to customers that they would not receive without entering into a purchase contract and the promise to provide loyalty points to the customer is therefore a separate performance obligation. A contract liability is recognised for revenue relating to the loyalty points at the time of the initial sales transaction.				
IFRS 15:117	(ii) For internet sales, revenue is recognised when control of the goods has transferred to the customer, being at the point the goods are delivered to the customer. When the customer initially purchases the goods online, the transaction price received at that point by the Group is recognised as contract liability until the goods have been delivered to the customer.				
IFRS 15:117	(iii) Revenue relating to maintenance services is recognised over time although the customer pays up-front in full for these services. A contract liability is recognised for revenue relating to the maintenance services at the time of the initial sales transaction and is released over the service period.				
IFRS 15:117	(iv) Contract liabilities relating to construction contracts are balances due to customers under construction contracts. These arise if a particular milestone payment exceeds the revenue recognised to date under the cost-to-cost method.				

Source	International GAAP Holdings Limited																											
IFRS 15:118	There were no significant changes in the contract liability balances during the reporting period.																											
IFRS 15:116(b) IFRS 15:116(c)	<p>The following table shows how much of the revenue recognised in the current reporting period relates to brought-forward contract liabilities. There was no revenue recognised in the current reporting period that related to performance obligations that were satisfied in a prior year.</p> <table border="1" style="width: 100%; border-collapse: collapse;"> <thead> <tr> <th style="width: 60%;"></th> <th style="text-align: center; border-bottom: 1px solid black;">31/12/2021</th> <th style="text-align: center; border-bottom: 1px solid black;">31/12/2020</th> </tr> <tr> <th></th> <th style="text-align: center;">CU</th> <th style="text-align: center;">CU</th> </tr> </thead> <tbody> <tr> <td>Arising from customer loyalty programme</td> <td></td> <td></td> </tr> <tr> <td>Amounts received in advance of delivery for internet sales</td> <td></td> <td></td> </tr> <tr> <td>Maintenance services</td> <td></td> <td></td> </tr> <tr> <td>Amounts related to construction contracts</td> <td style="border-top: 1px solid black; border-bottom: 3px double black;"></td> <td style="border-top: 1px solid black; border-bottom: 3px double black;"></td> </tr> </tbody> </table> <p>61. Refund liability</p> <table border="1" style="width: 100%; border-collapse: collapse;"> <thead> <tr> <th style="width: 60%;"></th> <th style="text-align: center; border-bottom: 1px solid black;">31/12/2021</th> <th style="text-align: center; border-bottom: 1px solid black;">31/12/2020</th> </tr> <tr> <th></th> <th style="text-align: center;">CU</th> <th style="text-align: center;">CU</th> </tr> </thead> <tbody> <tr> <td>Refund liability</td> <td style="border-top: 1px solid black; border-bottom: 3px double black;"></td> <td style="border-top: 1px solid black; border-bottom: 3px double black;"></td> </tr> </tbody> </table>		31/12/2021	31/12/2020		CU	CU	Arising from customer loyalty programme			Amounts received in advance of delivery for internet sales			Maintenance services			Amounts related to construction contracts				31/12/2021	31/12/2020		CU	CU	Refund liability		
	31/12/2021	31/12/2020																										
	CU	CU																										
Arising from customer loyalty programme																												
Amounts received in advance of delivery for internet sales																												
Maintenance services																												
Amounts related to construction contracts																												
	31/12/2021	31/12/2020																										
	CU	CU																										
Refund liability																												
IFRS 15:119(d) IFRS 15:126(a)	<p>The refund liability relates to customers' right to return products within 30 days of purchase. At the point of sale, a refund liability and a corresponding adjustment to revenue is recognised for those products expected to be returned. The Group uses its accumulated historical experience to estimate the number of returns on a portfolio level using the expected value method.</p> <p>62. Financial Instruments</p> <div style="background-color: #92d050; padding: 10px; margin-top: 10px;"> <p>Commentary:</p> <p><i>The following are examples of the types of disclosures that might be required in this area. The matters disclosed will be dictated by the circumstances of the individual entity, by the significance of judgements and estimates made to the results and financial position, and the information provided to key management personnel.</i></p> </div> <p>(a) Classes and categories of financial instruments and their fair values</p> <p>The following table combines information about:</p> <ul style="list-style-type: none"> • Classes of financial instruments based on their nature and characteristics • The carrying amounts of financial instruments • Fair values of financial instruments (except financial instruments when carrying amount approximates their fair value) • Fair value hierarchy levels of financial assets and financial liabilities for which fair value was disclosed <p>Fair value hierarchy levels 1 to 3 are based on the degree to which the fair value is observable:</p> <ul style="list-style-type: none"> • Level 1 fair value measurements are those derived from quoted prices (unadjusted) in active markets for identical assets or liabilities • Level 2 fair value measurements are those derived from inputs other than quoted prices included within Level 1 that are observable for the asset or liability, either directly (i.e. as prices) or indirectly (i.e. derived from prices) • Level 3 fair value measurements are those derived from valuation techniques that include inputs for the asset or liability that are not based on observable market data (unobservable inputs) 																											



IFRS 9:4.1.1
IFRS 9:4.2.1
IFRS 7:6
IFRS 7:7
IFRS 7:8
IFRS 7:25
IFRS 7:29(a)
IFRS 13:97
IFRS 13:93(c)
IFRS 13:97

Source	International GAAP Holdings Limited		
	31 December 2021		
	Financial assets		
	FVTPL – derivatives designated in hedge relationships	FVTPL – mandatorily measured	FVTOCI
	CU	CU	CU
Cash and bank balances (note 54)			
Investments (note 24)			
Finance lease receivables ¹ (note 29)			
Trade and other receivables (note 31)			
Borrowings (note 32)			
Convertible loan notes (note 33)			
Derivative financial instruments (note 34)			
Trade and other payables (note 37)			
Lease liabilities ² (note 29)			
Contingent consideration in business combination (note 38)			
	31 December 2020 (Restated)		
	Financial assets		
	FVTPL – derivatives designated in hedge relationships	FVTPL – mandatorily measured	FVTOCI
	CU	CU	CU
Cash and bank balances (note 54)			
Investments (note 24)			
Finance lease receivables ¹ (note 29)			
Trade and other receivables (note 31)			
Borrowings (note 32)			
Convertible loan notes (note 33)			
Derivative financial instruments (note 34)			
Trade and other payables (note 37)			
Lease liabilities ² (note 29)			
Contingent consideration in business combination (note 38)			
	1 The disclosure of the fair value hierarchy level is not required for finance lease receivables [IFRS 13:6]		
	2 The disclosure of the fair value, including the hierarchy level, is not required for lease liabilities [IFRS 7:29(d); IFRS 13:6]		

Carrying value						Fair value			
Financial assets		Financial liabilities				Level			
FVTOCI – designated	Amortised cost	FVTPL – designated	FVTPL – mandatorily measured	Amortised cost	Total	1	2	3	Total
CU	CU	CU	CU	CU	CU	CU	CU	CU	CU
						N/A	N/A	N/A	
						N/A	N/A	N/A	N/A

Carrying value						Fair value			
Financial assets		Financial liabilities				Level			
FVTOCI – designated	Amortised cost	FVTPL – designated	FVTPL – mandatorily measured	Amortised cost	Total	1	2	3	Total
CU	CU	CU	CU	CU	CU	CU	CU	CU	CU
						N/A	N/A	N/A	
						N/A	N/A	N/A	N/A

Source

International GAAP Holdings Limited

IFRS 13:91



IFRS 13:93(d),
(g)&(h)(i)
IFRS 13:IE65(e)

(a)(i) Fair value of the Group's financial assets and financial liabilities that are measured at fair value on a recurring basis

Some of the Group's financial assets and financial liabilities are measured at fair value at the end of each reporting period. The following table gives information about how the fair values of these financial assets and financial liabilities are determined (in particular, the valuation technique(s) and inputs used).

Financial assets/ financial liabilities	Valuation technique(s) and key input(s)	Significant unobservable input(s)	Relationship and sensitivity of unobservable inputs to fair value
1) Foreign currency forward contracts and interest rate swaps (note 34)	Discounted cash flow. Future cash flows are estimated based on forward exchange rates (from observable forward exchange rates at the end of the reporting period) and contract forward rates, discounted at a rate that reflects the credit risk of various counterparties.	N/A	N/A
2) Commodity options (note 34)	Black-Scholes model. The following variables were taken into consideration: current underlying price of the commodity, options strike price, time until expiration (expressed as a per cent of a year), implied volatility of the commodity and LIBOR.	N/A	N/A
3) Held-for-trading shares (note 24)	Quoted bid prices in an active market.	N/A	N/A
4) Investments in unlisted shares (note 24)	Income approach. In this approach, the discounted cash flow method was used to capture the present value of the expected future economic benefits to be derived from the ownership of these investees.	Long-term revenue growth rates, taking into account management's experience and knowledge of market conditions of the specific industries, ranging from __ to __ per cent (2020: __ to __ per cent).	The higher the revenue growth rate, the higher the fair value. If the revenue growth was __ per cent higher/lower while all other variables were held constant, the carrying amount would increase/decrease by CU__ million (2020: increase/decrease by CU__ million).
		Long-term pre-tax operating margin taking into account management's experience and knowledge of market conditions of the specific industries, ranging from __ to __ per cent (2020: __ to __ per cent).	The higher the pre-tax operating margin, the higher the fair value. If the pre-tax operating margin was __ per cent higher/lower while all other variables were held constant, the carrying amount would increase/decrease by CU__ million (2020: increase/decrease by CU__ million).
		Weighted average cost of capital, determined using a Capital Asset Pricing Model, ranging from __ to __ per cent (2020: __ to __ per cent).	The higher the weighted average cost of capital, the lower the fair value. If the weighted average cost of capital was __ per cent higher/lower while all other variables were held constant, the carrying amount would decrease/increase by CU__ million (2020: decrease/increase by CU__ million).
		Discount for lack of marketability, determined by reference to the share price of listed entities in similar industries, ranging from __ to __ per cent (2020: __ to __ per cent).	The higher the discount, the lower the fair value. If the discount was __ per cent higher/lower while all other variables were held constant, the carrying amount would decrease/increase by CU__ million (2020: decrease/increase by CU__ million).
5) Listed corporate bond (note 24)	Quoted bid prices in an active market.	N/A	N/A
6) Redeemable cumulative preference shares (note 32)	Discounted cash flow at a discount rate of __ per cent (2020: __ per cent) that reflects the Group's current borrowing rate at the end of the reporting period.	N/A	N/A

Source	International GAAP Holdings Limited		
	7) Contingent consideration in a business combination (note 38)	Discounted cash flow method was used to capture the present value of the Group arising from the contingent consideration.	<p>Discount rate of ___ per cent determined using a Capital Asset Pricing Model.</p> <p>The higher the discount rate, the lower the fair value. If the discount rate was ___ per cent higher/lower while all other variables were held constant, the carrying amount would decrease/increase by CU__ million (2020: decrease/increase by CU__ million).</p> <hr/> <p>Probability-adjusted revenues and profits, with a range from CU__ to CU__ and a range from CU__ to CU__ respectively.</p> <p>The higher the amounts of revenue and profit, the higher the fair value. If the revenue was ___ per cent higher/lower while all other variables were held constant, the carrying amount would increase/decrease by CU__ million (2020: increase/decrease by CU__ million).</p>
IFRS 13:93(c)	There were no transfers between Level 1 and 2 during the current or prior year.		
<p>Commentary:</p> <p><i>For financial assets and financial liabilities that are categorised within the Level 3 fair value hierarchy, if changing one or more of the unobservable inputs to reflect reasonably possible alternative assumptions would significantly change the fair value determined, an entity should state that fact and disclose the effect of those changes. The entity should also disclose how the effect of a change to reflect a reasonably possible alternative assumption was calculated.</i></p>			
IFRS 13:93(e)	<p>(a)(ii) Reconciliation of Level 3 fair value measurements of financial instruments</p>		
<p>The following table only includes financial assets. The only financial liabilities measured subsequently at fair value on Level 3 fair value measurement represent contingent consideration relating to a business combination. No gain or loss for the year relating to this contingent consideration has been recognised in profit or loss.</p>			
			<p>Equity investments – unlisted shares</p> <hr/> <p>CU</p>
<p>Balance at 1 January 2020</p>			
<p>Total gains or losses:</p>			
<p> in profit or loss</p>			
<p> in other comprehensive income</p>			
<p>Purchases</p>			
<p>Issues</p>			
<p>Settlements</p>			
<p>Transfers out of Level 3</p>			
<p>Transfers into Level 3</p>			
<p>Balance at 1 January 2021</p>			
<p>Total gains or losses:</p>			
<p> in profit or loss</p>			
<p> in other comprehensive income</p>			
<p>Purchases</p>			
<p>Issues</p>			
<p>Settlements</p>			
<p>Transfers out of Level 3</p>			
<p>Transfers into Level 3</p>			
<p>Balance at 31 December 2021</p>			
IFRS 13:93(e)(ii)	<p>All gains and losses for 2021 included in other comprehensive income relate to listed corporate bond and unquoted equities held at the reporting date and are reported as changes of 'Investment revaluation reserve' (see note 43).</p>		

Source	International GAAP Holdings Limited																																	
	<p>Commentary:</p> <p><i>For recurring level 3 fair value measurements, an entity should disclose the amount of total unrealised gains or losses for the period included in profit or loss relating to those assets and liabilities held at the end of the reporting period, and the line item(s) in profit or loss in which those unrealised gains or losses are recognised.</i></p>																																	
IFRS 13:97	<p>(a)(iii) Fair value of financial assets and financial liabilities that are not measured at fair value (but fair value disclosures are required)</p>																																	
IFRS 13:97 IFRS 13:93(d)	<p>The fair value of the instruments classified as Level 1 (see above) was derived from quoted prices for that financial instrument. The fair value of the instruments classified as Level 2 (see above) was calculated using the discounted cash flow method. 6-month LIBOR rate adjusted by credit risk was used for discounting future cash flows. There were no financial instruments that are measured at amortised cost but for which fair value was disclosed classified as Level 3 either in current year or in prior year.</p>																																	
	<p>(a)(iv) Financial liabilities designated as at FVTPL (with changes attributable to the change in credit risk being recognised in other comprehensive income)</p>																																	
	<table style="width: 100%; border-collapse: collapse;"> <thead> <tr> <th style="width: 60%;"></th> <th style="width: 20%; border-bottom: 1px solid black; text-align: center;">31/12/2021</th> <th style="width: 20%; border-bottom: 1px solid black; text-align: center;">31/12/2020</th> </tr> <tr> <th></th> <th style="text-align: center;">CU</th> <th style="text-align: center;">CU</th> </tr> </thead> <tbody> <tr> <td>Total cumulative gain/(loss) on changes in fair value:</td> <td></td> <td></td> </tr> <tr> <td style="padding-left: 20px;">– Cumulative gain/(loss) on changes in fair value attributable to changes in credit risk recognised in other comprehensive income (i)</td> <td style="border-top: 1px solid black;"></td> <td style="border-top: 1px solid black;"></td> </tr> <tr> <td>Cumulative gain/(loss) on changes in fair value recognised in profit or loss</td> <td></td> <td></td> </tr> <tr> <td>Cumulative gain/(loss) on changes in fair value attributable to changes in credit risk recognised in other comprehensive income:</td> <td></td> <td></td> </tr> <tr> <td style="padding-left: 20px;">– Relating to financial liabilities derecognised during the year</td> <td style="border-top: 1px solid black;"></td> <td style="border-top: 1px solid black;"></td> </tr> <tr> <td>Difference between carrying amount and contractual amount at maturity:</td> <td></td> <td></td> </tr> <tr> <td style="padding-left: 20px;">– Cumulative preference shares at fair value (note 32)</td> <td style="border-top: 1px solid black;"></td> <td style="border-top: 1px solid black;"></td> </tr> <tr> <td style="padding-left: 20px;">– Amount payable at maturity</td> <td style="border-top: 1px solid black;"></td> <td style="border-top: 1px solid black;"></td> </tr> <tr> <td></td> <td style="border-top: 1px solid black; border-bottom: 3px double black;"></td> <td style="border-top: 1px solid black; border-bottom: 3px double black;"></td> </tr> </tbody> </table>		31/12/2021	31/12/2020		CU	CU	Total cumulative gain/(loss) on changes in fair value:			– Cumulative gain/(loss) on changes in fair value attributable to changes in credit risk recognised in other comprehensive income (i)			Cumulative gain/(loss) on changes in fair value recognised in profit or loss			Cumulative gain/(loss) on changes in fair value attributable to changes in credit risk recognised in other comprehensive income:			– Relating to financial liabilities derecognised during the year			Difference between carrying amount and contractual amount at maturity:			– Cumulative preference shares at fair value (note 32)			– Amount payable at maturity					
	31/12/2021	31/12/2020																																
	CU	CU																																
Total cumulative gain/(loss) on changes in fair value:																																		
– Cumulative gain/(loss) on changes in fair value attributable to changes in credit risk recognised in other comprehensive income (i)																																		
Cumulative gain/(loss) on changes in fair value recognised in profit or loss																																		
Cumulative gain/(loss) on changes in fair value attributable to changes in credit risk recognised in other comprehensive income:																																		
– Relating to financial liabilities derecognised during the year																																		
Difference between carrying amount and contractual amount at maturity:																																		
– Cumulative preference shares at fair value (note 32)																																		
– Amount payable at maturity																																		
IFRS 7:10(a)																																		
IFRS 7:10(d)																																		
IFRS 7:10(b)																																		
	<p>(i) The change in fair value attributable to change in credit risk is calculated as the difference between the total change in fair value of cumulative preference shares (CU_) and the change in fair value of cumulative redeemable preference shares due to change in market risk factors alone (CU_). The change in fair value due to market risk factors was calculated using benchmark interest yield curves as at the end of the reporting period holding credit risk margin constant. The fair value of cumulative redeemable preference shares was estimated by discounting future cash flows using quoted benchmark interest yield curves as at the end of the reporting period and by obtaining lender quotes for borrowings of similar maturity to estimate credit risk margin.</p>																																	
IFRS 7:11(c)	<p>A qualitative assessment of the terms of the cumulative preference shares and the matching interest rate swap (see note 34) indicates that the effects of changes in the cumulative preference shares' credit risk are not expected to be offset by changes in the fair value of the interest rate swap. Accordingly, management determines that presenting the effects of changes in the cumulative preference shares' credit risk in other comprehensive income would not create or enlarge an accounting mismatch in profit or loss.</p>																																	

Source	International GAAP Holdings Limited
IFRS 7:10A IFRS 7:10(c)	<p>Commentary:</p> <p><i>If an entity has designated a financial liability as at FVTPL and is required to present all changes in the fair value of that liability (including the effects of changes in the credit risk of the liability) in profit or loss (because recognising changes in the credit risk of the liability in other comprehensive income would enlarge an accounting mismatch in profit or loss), it shall disclose:</i></p> <ul style="list-style-type: none"> • <i>The amount of change, during the period and cumulatively, in the fair value of the financial liability that is attributable to changes in the credit risk of that liability (see above)</i> • <i>The difference between the financial liability's carrying amount and the amount the entity would be contractually required to pay at maturity to the holder of the obligation (see above)</i> • <i>A detailed description of the methodology(ies) used to determine whether presenting the effects of changes in a liability's credit risk in other comprehensive income would create or enlarge an accounting mismatch in profit or loss, and a detailed description of the economic relationship between the characteristics of the liability and the characteristics of the other financial instrument, when the effects of changes in the liability's credit risk are recognised in profit or loss</i>
IFRS 7:31	<p>(b) Financial risk management objectives</p> <p>The Group's Corporate Treasury function provides services to the business, coordinates access to domestic and international financial markets, monitors and manages the financial risks relating to the operations of the Group through internal risk reports which analyses exposures by degree and magnitude of risks. These risks include market risk (including currency risk, interest rate risk and price risk), credit risk and liquidity risk.</p> <p>The Group seeks to minimise the effects of these risks by using derivative financial instruments to hedge these risk exposures. The use of financial derivatives is governed by the Group's policies approved by the board of directors, which provide written principles on foreign exchange risk, interest rate risk, credit risk, the use of financial derivatives and non-derivative financial instruments, and the investment of excess liquidity. Compliance with policies and exposure limits is reviewed by the internal auditors on a continuous basis. The Group does not enter into or trade financial instruments, including derivative financial instruments, for speculative purposes.</p> <p>The Corporate Treasury function reports quarterly to the Group's risk management committee, an independent body that monitors risks and policies implemented to mitigate risk exposures.</p>
IFRS 7:33	<p>(c) Market risk</p> <p>The Group's activities expose it primarily to the financial risks of changes in foreign currency exchange rates and interest rates (see below). The Group enters into a variety of derivative financial instruments to manage its exposure to interest rate and foreign currency risk, including:</p> <ul style="list-style-type: none"> • Forward foreign exchange contracts to hedge the exchange rate risk arising on the export of goods to [B Land] and [C Land] • Interest rate swaps to mitigate the risk of rising interest rates • Commodity option to mitigate the price risk of purchased inventory • Forward foreign exchange contracts to hedge the exchange rate risk arising on translation of the Group's investment in foreign operation [name], which has the [currency] as its functional currency <p>Market risk exposures are measured using value-at-risk (VaR) analysis supplemented by sensitivity analysis.</p>
IFRS 7:33(c)	<p>There has been no change to the Group's exposure to market risks or the manner in which these risks are managed and measured.</p>
IFRS 7:41	<p>Value-at-risk (VaR) analysis</p> <p>The VaR measure estimates the potential loss in pre-taxation profit over a given holding period for a specified confidence level. The VaR methodology is a statistically defined, probability-based approach that takes into account market volatilities as well as risk diversification by recognising offsetting positions and correlations between products and markets. Risks can be measured consistently across all markets and products, and risk measures can be aggregated to arrive at a single risk number. The one-day 95 per cent VaR number used by the Group reflects the 95 per cent probability that the daily loss will not exceed the reported VaR.</p>

Source International GAAP Holdings Limited

VaR methodologies employed to calculate daily risk numbers include the historical and variance-covariance approaches. In addition to these two methodologies, Monte Carlo simulations are applied to the various portfolios on a monthly basis to determine potential future exposure.

Historical VaR (95%, one-day)
by risk type

	Average		Minimum		Maximum		Year end	
	31/12/2021	31/12/2020	31/12/2021	31/12/2020	31/12/2021	31/12/2020	31/12/2021	31/12/2020
	CU	CU	CU	CU	CU	CU	CU	CU
Foreign exchange								
Interest rate								
Diversification								
Total VaR exposure								

The Group's VaR should be interpreted in light of the limitations of the methodologies used. These limitations include the following:

- Historical data may not provide the best estimate of the joint distribution of risk factor changes in the future and may fail to capture the risk of possible extreme adverse market movements which have not occurred in the historical window used in the calculations
- VaR using a one-day time horizon does not fully capture the market risk of positions that cannot be liquidated or hedged within one day
- VaR using a 95 per cent confidence level does not reflect the extent of potential losses beyond that percentile

These limitations and the nature of the VaR measure mean that the Group can neither guarantee that losses will not exceed the VaR amounts indicated nor that losses in excess of the VaR amounts will not occur more frequently than once in 20 business days.

While VaR captures the Group's daily exposure to currency and interest rate risk, sensitivity analysis evaluates the impact of a reasonably possible change in interest or foreign currency rates over a year. The longer time frame of sensitivity analysis complements VaR and helps the Group to assess its market risk exposures. Details of sensitivity analysis for foreign currency risk and for interest rate risk are set below.

IFRS 7:33-34

(c)(i) Foreign currency risk management

The Group undertakes transactions denominated in foreign currencies; consequently, exposures to exchange rate fluctuations arise. Exchange rate exposures are managed within approved policy parameters utilising forward foreign exchange contracts.

The carrying amounts of the Group's foreign currency denominated monetary assets and monetary liabilities at the reporting date are as follows:

	Liabilities		Assets	
	31/12/2021	31/12/2020	31/12/2021	31/12/2020
	CU	CU	CU	CU
[Currency B]				
[Currency C]				
Other				

[Currency B]

[Currency C]

Other

Foreign currency sensitivity analysis

The Group is mainly exposed to the currency of [B Land] ([Currency B]) and the currency of [C Land] ([Currency C]).

IFRS 7:34(a)
IFRS 7:40(b)

The following table details the Group's sensitivity to a __ per cent increase and decrease in currency units against the relevant foreign currencies. __ per cent is the sensitivity rate used when reporting foreign currency risk internally to key management personnel and represents management's assessment of the reasonably possible change in foreign exchange rates. The sensitivity analysis includes only outstanding foreign currency denominated monetary items and adjusts their translation at the year-end for a __ per cent change in foreign currency rates.

Source	International GAAP Holdings Limited																									
IFRS 7:40(c)	<p>The sensitivity analysis includes external loans as well as loans to foreign operations within the Group where the denomination of the loan is in a currency other than the currency of the lender or the borrower. A positive number below indicates an increase in profit and other equity where currency units strengthens __ per cent against the relevant currency. For a __ per cent weakening of currency units against the relevant currency, there would be a comparable impact on the profit and other equity, and the balances below would be negative.</p> <p>[Where the assumptions used have changed from previous years, include detail of and reasons for those changes.]</p> <table border="1" style="width: 100%; border-collapse: collapse;"> <thead> <tr> <th></th> <th colspan="2" style="text-align: center; border-bottom: 1px solid black;">[Currency B] impact</th> <th colspan="2" style="text-align: center; border-bottom: 1px solid black;">[Currency C] impact</th> </tr> <tr> <th></th> <th style="text-align: center; border-bottom: 1px solid black;">31/12/2021</th> <th style="text-align: center; border-bottom: 1px solid black;">31/12/2020</th> <th style="text-align: center; border-bottom: 1px solid black;">31/12/2021</th> <th style="text-align: center; border-bottom: 1px solid black;">31/12/2020</th> </tr> <tr> <th></th> <th style="text-align: center;">CU</th> <th style="text-align: center;">CU</th> <th style="text-align: center;">CU</th> <th style="text-align: center;">CU</th> </tr> </thead> <tbody> <tr> <td>IFRS 7:40(a)</td> <td colspan="2" style="text-align: center;">Profit or loss</td> <td style="text-align: center;">(i)</td> <td style="text-align: center;">(iii)</td> </tr> <tr> <td>IFRS 7:40(a)</td> <td colspan="2" style="text-align: center;">Other equity</td> <td style="text-align: center;">(ii)</td> <td style="text-align: center;">(iv)</td> </tr> </tbody> </table> <p>(i) This is mainly attributable to the exposure outstanding on [Currency B] receivables and payables in the Group at the reporting date.</p> <p>(ii) This is the result of the changes in fair value of derivative instruments designated as cash flow hedges and net investment hedges.</p> <p>(iii) This is mainly attributable to the exposure to outstanding [Currency C] payables at the reporting date.</p> <p>(iv) This is mainly as a result of the changes in fair value of derivative instruments designated as cash flow hedges.</p>		[Currency B] impact		[Currency C] impact			31/12/2021	31/12/2020	31/12/2021	31/12/2020		CU	CU	CU	CU	IFRS 7:40(a)	Profit or loss		(i)	(iii)	IFRS 7:40(a)	Other equity		(ii)	(iv)
	[Currency B] impact		[Currency C] impact																							
	31/12/2021	31/12/2020	31/12/2021	31/12/2020																						
	CU	CU	CU	CU																						
IFRS 7:40(a)	Profit or loss		(i)	(iii)																						
IFRS 7:40(a)	Other equity		(ii)	(iv)																						
IFRS 7:33(c)	<p>The Group's sensitivity to foreign currency has decreased during the current year mainly due to the disposal of [Currency B] denominated investments and the reduction in [Currency B] sales in the last quarter of the financial year which has resulted in lower [Currency B] denominated trade receivables.</p>																									
IFRS 7:42	<p>In management's opinion, the sensitivity analysis is unrepresentative of the inherent foreign exchange risk as the year end exposure does not reflect the exposure during the year.</p> <p>[Currency B] denominated sales are seasonal with lower sales volumes in the last quarter of the financial year, which results in a reduction in [Currency B] receivables at year end.</p> <p>In addition, the change in equity due to a __ per cent change in the currency units against all exchange rates for the translation of net investment hedging instruments would be a decrease of CU__ million (2020: CU__ million). However, there would be no net effect on equity because there would be an offset in the currency translation of the foreign operation.</p>																									
IFRS 7:22A IFRS 7:22B IFRS 7:33-34	<p>Foreign exchange forward contracts</p> <p>It is the policy of the Group to enter into foreign exchange forward contracts to manage the foreign currency risk associated with anticipated sales and purchase transactions out to 6 months within __ per cent to __ per cent of the exposure generated. Basis adjustments are made to the initial carrying amounts of inventories when the anticipated purchases take place.</p> <p>In the current year, the Group has designated certain forward contracts as a hedge of its net investment in [name of foreign operation], which has [Currency B] as its functional currency. The Group's policy has been reviewed and, due to the increased volatility in [Currency B], it was decided to hedge up to 50 per cent of the net assets of the [name of foreign operation] for foreign currency forward risk arising on translation of the foreign operation. The Group utilises a rollover hedging strategy, using contracts with terms of up to 6 months. Upon the maturity of a forward contract, the Group enters into a new contract designated as a separate hedging relationship.</p>																									
IFRS 7:22B	<p>For hedges of highly probable forecast sales and purchases, as the critical terms (i.e. the notional amount, life and underlying) of the foreign exchange forward contracts and their corresponding hedged items are the same, the Group performs a qualitative assessment of effectiveness and it is expected that the value of the forward contracts and the value of the corresponding hedged items will systematically change in opposite direction in response to movements in the underlying exchange rates. The Group uses the hypothetical derivative method for the hedge effectiveness assessment and measurement of hedge ineffectiveness. As for the hedge of the net investment in [name of foreign operation], the Group assesses effectiveness by comparing the nominal amount of the net assets designated in the hedge relationship with the nominal amount of the hedging instruments. This is a simplified approach because the currency of the exposure and hedging instruments perfectly match and the Group excludes from the designation the foreign currency basis spread.</p>																									

Source International GAAP Holdings Limited

IFRS 7:23C
IFRS 7:23E

The main source of hedge ineffectiveness in these hedging relationships is the effect of the counterparty and the Group's own credit risk on the fair value of the forward contracts, which is not reflected in the fair value of the hedged item attributable to changes in foreign exchange rates. No other sources of ineffectiveness emerged from these hedging relationships.

IFRS 7:24A(a)
IFRS 7:24A(c)-(d)

The following tables detail the foreign currency forward contracts outstanding at the end of the reporting period, as well as information regarding their related hedged items. Foreign currency forward contract assets and liabilities are presented in the line 'Derivative financial instruments' (either as assets or as liabilities) within the statement of financial position (see note 34 for further details):

Hedging instruments - Outstanding contracts	Average exchange rate		Notional value: Foreign currency		Notional value: Local currency		Change in fair value for recognising hedge ineffectiveness		Carrying amount of the hedging instruments assets/(liabilities)	
	31/12/2021	31/12/2020	31/12/2021	31/12/2020	31/12/2021	31/12/2020	31/12/2021	31/12/2020	31/12/2021	31/12/2020
	[rate]	[rate]	[FC]	[FC]	CU	CU	CU	CU	CU	CU

Cash flow hedges

Buy [Currency B]

Less than 3 months

3 to 6 months

Sell [Currency B]

Less than 3 months

Buy [Currency C]

Less than 3 months

**Net investment
hedges**

Sell [Currency B]

3 to 6 months

Source	International GAAP Holdings Limited						
IFRS 7:24B(b)	Hedged items	Change in value used for calculating hedge ineffectiveness		Balance in cash flow hedge reserve/foreign currency translation reserve for continuing hedges		Balance in cash flow hedge reserve/foreign currency translation reserve arising from hedging relationships for which hedge accounting is no longer applied	
		31/12/2021	31/12/2020	31/12/2021	31/12/2020	31/12/2021	31/12/2020
		CU	CU	CU	CU	CU	CU
	Cash flow hedges						
	Forecast sales (i)						
	Forecast purchases (ii)						
	Net investment hedges						
	Investment in [name of foreign operation] (iii)						
	Investment in [name of foreign operation] (iii)						
	<p>(i) The Group expects to supply goods to customers in [B Land]. The expected sales are highly probable. The Group has entered into foreign exchange forward contracts (for terms not exceeding three months) to hedge the exchange rate risk arising from these anticipated future transactions. It is anticipated that the sales will take place during the first three months of the next financial year, at which time the amount deferred in equity will be reclassified to profit or loss.</p> <p>(ii) The Group expects to purchase raw materials from suppliers in [B Land] and [C Land]. The expected purchases are highly probable. The Group has entered into foreign exchange forward contracts (for terms not exceeding six months) to hedge the exchange rate risk arising from these anticipated future purchases.</p> <p>As at 31 December 2021, the aggregate amount of gains under foreign exchange forward contracts deferred in the cash flow hedge reserve relating to these anticipated future purchase transactions is CU__ million (2020: gains of CU__ million). It is anticipated that the purchases will take place during the first six months of the next financial year at which time the amount deferred in equity will be removed from equity and included in the carrying amount of the raw materials. It is anticipated that the raw materials will be converted into inventory and sold within 12 months after purchase.</p> <p>(iii) The Group had, in previous years, hedged its investment in [name of foreign operation] against the foreign currency risk arising from the translation of [name of foreign operation]'s net assets from [Currency A] into the Group's functional currency. However, the Group ceased to hedge this investment in 2017 based on management's expectation of the continued strength of [Currency A]. The investment in [name of foreign operation] was fully disposed of in the current year and the cumulative amount arising from the previous hedging relationships which was deferred in equity was reclassified to profit or loss on disposal.</p>						

Source	International GAAP Holdings Limited																																																																								
IFRS 7:24C(b)	<p>The following table details the effectiveness of the hedging relationships and the amounts reclassified from hedging reserve to profit or loss.</p> <p>31/12/2021</p> <table border="1"> <thead> <tr> <th></th> <th style="text-align: center;">Change in the fair value of hedging instrument recognised in OCI</th> <th style="text-align: center;">Hedge ineffectiveness recognised in profit or loss</th> <th style="text-align: center;">Line item in profit or loss in which hedge ineffectiveness is included</th> </tr> <tr> <th></th> <th style="text-align: center;">CU</th> <th style="text-align: center;">CU</th> <th></th> </tr> </thead> <tbody> <tr> <td colspan="4">Cash flow hedges</td> </tr> <tr> <td>Forecast sales</td> <td></td> <td></td> <td>Other gains and losses</td> </tr> <tr> <td>Forecast purchases</td> <td></td> <td></td> <td>Other gains and losses</td> </tr> <tr> <td colspan="4"><hr/></td> </tr> <tr> <td colspan="4">Net investment hedges</td> </tr> <tr> <td>Investment in <i>[name of foreign operation]</i></td> <td></td> <td></td> <td>N/A</td> </tr> <tr> <td>Investment in <i>[name of foreign operation]</i></td> <td></td> <td></td> <td>N/A</td> </tr> </tbody> </table> <p>31/12/2020</p> <table border="1"> <thead> <tr> <th></th> <th style="text-align: center;">Change in the fair value of hedging instrument recognised in OCI</th> <th style="text-align: center;">Hedge ineffectiveness recognised in profit or loss</th> <th style="text-align: center;">Line item in profit or loss in which hedge ineffectiveness is included</th> </tr> <tr> <th></th> <th style="text-align: center;">CU</th> <th style="text-align: center;">CU</th> <th></th> </tr> </thead> <tbody> <tr> <td colspan="4">Cash flow hedges</td> </tr> <tr> <td>Forecast sales</td> <td></td> <td></td> <td>Other gains and losses</td> </tr> <tr> <td>Forecast purchases</td> <td></td> <td></td> <td>Other gains and losses</td> </tr> <tr> <td colspan="4"><hr/></td> </tr> <tr> <td colspan="4">Net investment hedges</td> </tr> <tr> <td>Investment in <i>[name of foreign operation]</i></td> <td></td> <td></td> <td>N/A</td> </tr> <tr> <td>Investment in <i>[name of foreign operation]</i></td> <td></td> <td></td> <td>N/A</td> </tr> </tbody> </table>		Change in the fair value of hedging instrument recognised in OCI	Hedge ineffectiveness recognised in profit or loss	Line item in profit or loss in which hedge ineffectiveness is included		CU	CU		Cash flow hedges				Forecast sales			Other gains and losses	Forecast purchases			Other gains and losses	<hr/>				Net investment hedges				Investment in <i>[name of foreign operation]</i>			N/A	Investment in <i>[name of foreign operation]</i>			N/A		Change in the fair value of hedging instrument recognised in OCI	Hedge ineffectiveness recognised in profit or loss	Line item in profit or loss in which hedge ineffectiveness is included		CU	CU		Cash flow hedges				Forecast sales			Other gains and losses	Forecast purchases			Other gains and losses	<hr/>				Net investment hedges				Investment in <i>[name of foreign operation]</i>			N/A	Investment in <i>[name of foreign operation]</i>			N/A
		Change in the fair value of hedging instrument recognised in OCI	Hedge ineffectiveness recognised in profit or loss	Line item in profit or loss in which hedge ineffectiveness is included																																																																					
		CU	CU																																																																						
	Cash flow hedges																																																																								
	Forecast sales			Other gains and losses																																																																					
	Forecast purchases			Other gains and losses																																																																					
	<hr/>																																																																								
	Net investment hedges																																																																								
	Investment in <i>[name of foreign operation]</i>			N/A																																																																					
	Investment in <i>[name of foreign operation]</i>			N/A																																																																					
	Change in the fair value of hedging instrument recognised in OCI	Hedge ineffectiveness recognised in profit or loss	Line item in profit or loss in which hedge ineffectiveness is included																																																																						
	CU	CU																																																																							
Cash flow hedges																																																																									
Forecast sales			Other gains and losses																																																																						
Forecast purchases			Other gains and losses																																																																						
<hr/>																																																																									
Net investment hedges																																																																									
Investment in <i>[name of foreign operation]</i>			N/A																																																																						
Investment in <i>[name of foreign operation]</i>			N/A																																																																						
IFRS 7:23F	<p>(i) At the start of the third quarter of 2021, the Group reduced its forecasts on sales of electronic equipment to <i>[B Land]</i> due to increased local competition and higher shipping costs. The Group had previously hedged CU__ million of future sales of which CU__ are no longer expected to occur, and CU__ remain highly probable. Accordingly, the Group has reclassified CU__ of gains on foreign currency forward contracts relating to forecast transactions that are no longer expected to occur from the cash flow hedging reserve to profit or loss.</p>																																																																								

Cost of hedging recognised in OCI	Amount from cash flow hedge reserve transferred to inventory	Amount from cost of hedging reserve transferred to inventory	Amount reclassified from cash flow hedge reserve due to hedged item affecting profit or loss	Amount reclassified from cash flow hedge reserve due to hedged future cash flows being no longer expected to occur (i)	Amount reclassified from cost of hedging reserve to profit or loss	Line item in profit or loss affected by the reclassification
CU	CU	CU	CU	CU	CU	
						Revenue
						N/A
						Profit for the year from discontinued operations

Cost of hedging recognised in OCI	Amount from cash flow hedge reserve transferred to inventory	Amount from cost of hedging reserve transferred to inventory	Amount reclassified from cash flow hedge reserve due to hedged item affecting profit or loss	Amount reclassified from cash flow hedge reserve due to hedged future cash flows being no longer expected to occur (i)	Amount reclassified from cost of hedging reserve to profit or loss	Line item in profit or loss affected by the reclassification
CU	CU	CU	CU	CU	CU	
						Revenue
						N/A
						Profit for the year from discontinued operations

Source International GAAP Holdings Limited

Commentary:

The tables above provide an example of summary quantitative data about exposure to foreign exchange risks at the end of the reporting period that an entity may provide internally to key management personnel. Other presentations may also be appropriate.

IFRS 7:33-34

(c)(ii) Interest rate risk management

The Group is exposed to interest rate risk because entities in the Group borrow funds at both fixed and floating interest rates. The risk is managed by the Group by maintaining an appropriate mix between fixed and floating rate borrowings, and by the use of interest rate swap contracts. Hedging activities are evaluated regularly to align with interest rate views and defined risk appetite; ensuring the most cost-effective hedging strategies are applied.

The Group's exposures to interest rates on financial assets and financial liabilities are detailed in the liquidity risk management section of this note.

The Group is exposed to CU LIBOR. The exposures arise on derivatives and non-derivative financial assets and liabilities (e.g. bills of exchange, debt and leases).

As listed in note 2, the Group has cash flow and fair value hedge relationships affected by the interest rate benchmark reform. Hedged items in these hedges include issued CU-denominated fixed rate debt. The debt that was originally issued as CU LIBOR floating rate debt was transitioned to SONIA (see note 32). Hedging instruments include LIBOR based interest rate swaps. The Group also has bills of exchange and lease liabilities linked to CU LIBOR, which are not designated in hedging relationships.

The Group has closely monitored the market and the output from the various industry working groups managing the transition to new benchmark interest rates. This includes announcements made by the IBOR regulators. The FCA has confirmed that all LIBOR settings will either cease to be provided by any administrator or no longer be representative:

- Immediately after 31 December 2021, in the case of all sterling, euro, Swiss franc and Japanese yen settings, and the 1-week and 2-month US dollar settings
- Immediately after 30 June 2023, in the case of the remaining US dollar settings

In response to the announcements, the Group has set up an IBOR transition programme comprised of the following work streams: risk management, tax, treasury, legal, accounting and systems. The programme is under the governance of the Chief Financial Officer who reports to the Board.

Risks arising from the interest rate benchmark reform

The following are the key risks for the Group arising from the transition.

1. Interest rate basis risk: There are two elements to this risk as outlined below.
 - If the bilateral negotiations with the Group's counterparties are not successfully concluded before the cessation of LIBORs, there are significant uncertainties with regard to the interest rate that would apply. This gives rise to additional interest rate risk that was not anticipated when the contracts were entered into and is not captured by our interest rate risk management strategy
 - Interest rate basis risk may arise if a non-derivative instrument and the derivative instrument held to manage the interest risk on the non-derivative instrument transition to alternative benchmark rates at different times. This risk may also arise where back-to-back derivatives transition at different times. The Group will monitor this risk against its risk management policy which has been updated to allow for temporary mismatches of up to 12 months and transact additional basis interest rate swaps if required
2. Liquidity risk: There are fundamental differences between LIBORs and the various alternative benchmark rates which the Group will be adopting. LIBORs are forward-looking term rates published for a period (e.g. 3 months) at the beginning of that period and include an inter-bank credit spread, whereas alternative benchmark rates are typically risk-free overnight rates published at the end of the overnight period with no embedded credit spread. These differences will result in additional uncertainty regarding floating rate interest payments which will require additional liquidity management. The Group's liquidity risk management policy has been updated to ensure sufficient liquid resources to accommodate unexpected increases in overnight rates

Source

International GAAP Holdings Limited

3. Accounting: If transition to alternative benchmark rates for certain contracts is finalised in a manner that does not permit the application of the reliefs introduced in the Phase 2 amendments, this could lead to discontinuation of hedge accounting relationships, increased volatility in profit or loss if re-designated hedges are not fully effective and volatility in the profit or loss if non-derivative financial instruments are modified or derecognised. The Group is aiming to agree changes to contracts that would allow IFRS 9 reliefs to apply. In particular, the Group is not seeking to novate derivatives or close out derivatives and enter into new on-market derivatives where derivatives have been designated in hedging relationships
4. Litigation risk: If no agreement is reached to implement the interest rate benchmark reform on existing contracts, (e.g. arising from differing interpretation of existing fallback terms), there is a risk of prolonged disputes with counterparties which could give rise to additional legal and other costs. The Group is working closely with all counterparties to avoid this from occurring
5. Operational risk: Our current treasury management system is undergoing upgrades to fully manage the transition to alternative benchmark rates and there is a risk that such upgrades are not fully functional in time, resulting in additional manual procedures which give rise to operational risks. The Group is working closely with its system provider to ensure the relevant updates are made in good time and the Group has plans in place for alternative manual procedures with relevant controls to address any potential delay

Progress towards implementation of alternative benchmark interest rates

All newly transacted floating rate financial assets and liabilities are linked to an alternative benchmark rate, such as SONIA or SOFR or if, linked to LIBOR, include detailed fallback clauses clearly referencing the alternative benchmark rate and the trigger event on which the clause is activated.

The Group has a risk management policy of maintaining an appropriate mix between fixed and floating rate borrowings. However, due to the lack of liquidity in the SONIA and SOFR markets, the Group is temporarily increasing the amount of fixed rate debt it carries by either issuing fixed rate debt or entering into interest rate swap contracts.

The Group is planning to transition the majority of its LIBOR-linked contracts to risk-free rates through introduction of, or amendments to, fallback clauses into the contracts which will change the basis for determining the interest cash flows from LIBOR to RFR at an agreed point in time. Some of these fallback provisions have been incorporated into contracts in the first quarter of 2020 but the majority are expected to be implemented before 2021.

Interest rate benchmark transition for non-derivative financial instruments

As discussed in note 32, the Group transitioned CU__ million of the 3-months CU LIBOR bank borrowings to SONIA.

For the Group's CU__ million bills of exchange linked to CU LIBOR, the fallback clauses were incorporated in H1 2021.

The Group has not yet agreed changes with the landlords to its leases but these are expected in H1 2022.

Source International GAAP Holdings Limited

Non-derivative financial instrument prior to transition	Maturing in	Nominal currency (FCm)	Total nominal (CUm)	Hedge accounting	Transition progress for non-derivative financial instruments
Bank borrowings linked to CU LIBOR	2024/2025			Designated in cash flow hedge (see below)	Transitioned to SONIA
Bills of exchange linked to CU LIBOR	2026			N/A	Fallback clauses were incorporated
Lease liabilities linked to CU LIBOR	2025			N/A	Expected to transition in H1 2022

Total floating rate non-derivative liabilities	
Amounts subject to the interest rate benchmark reform	

The Group has not yet agreed changes to its CU__ million of CU LIBOR investments in bills of exchange maturing between ____ and ____ but these are expected in H1 2022.


Interest rate benchmark transition for derivatives and hedge relationships

The Group has in issue CU__ million of CU-denominated fixed rate bank borrowings maturing in 2026 which were in a fair value hedge of CU LIBOR using a fixed to CU LIBOR interest rate swap contract. The Group have not yet transitioned the interest rate swaps to alternative risk-free rate; however, the Phase 1 amendments permit continuation of hedge accounting even if in the future the hedged benchmark interest rate is no longer considered to be separately identifiable. The Group has also determined that the hedged LIBOR interest rate risk component of the designated fixed rate bank loans continue to be reliably measurable.

As it was discussed earlier, the Group has transitioned CU__ million of its bank borrowings to SONIA. These bank borrowings are hedged in a cash flow hedge using a 3-month LIBOR to fixed interest rate swap contract. During the first quarter of 2021 the Group entered into an equal but offsetting derivative against the original derivative and a new off-market derivative based on SONIA plus fixed spread on the same terms as the original derivative (i.e. the fair value on day one of the new SONIA derivative was the same as the original LIBOR derivative). This change was done as a direct consequence of the reform and on an economically equivalent basis. The Group changed the hedge documentation to include the new derivatives and amended the designated hedged risk to "variability in the cash flows of the bank borrowings resulting from changes in SONIA". The hedge relationship was not discontinued and the accumulated gain in the cash flow hedge reserve is deemed to be based on SONIA.

For Group's derivatives with nominal amount CU__ million that reference to 6-month LIBOR maturing in 2024 but were not designated in hedge relationships, the International Swaps and Derivatives Association's (ISDA) fallback clauses were made available in the first quarter of 2021 and the Group has signed up to the protocol, along with each of the Group's counterparties. This ensures all legacy trades will, on cessation of IBOR, follow the fallback clause provided in the protocol.

The Group will continue to apply the amendments to IFRS 9 until the uncertainty arising from the interest rate benchmark reforms with respect to the timing and the amount of the underlying cash flows that the Group is exposed ends. The Group expects this uncertainty will continue until the Group's contracts that reference LIBORs are amended to specify the date on which the interest rate benchmark will be replaced, the basis for the cash flows of the alternative benchmark rate are determined including any fixed spread.

Source	International GAAP Holdings Limited
IFRS 7:34(a) IFRS 7:40(b)	<p>Interest rate sensitivity analysis</p> <p>The sensitivity analyses below have been determined based on the exposure to interest rates for both derivatives and non-derivative instruments at the reporting date. For floating rate liabilities, the analysis is prepared assuming the amount of liability outstanding at the reporting date was outstanding for the whole year. A __ per cent increase or decrease is used when reporting interest rate risk internally to key management personnel and represents management's assessment of the reasonably possible change in interest rates.</p>
IFRS 7:40(c)	<p><i>[Where the assumptions used have changed from previous years, include detail of and reasons for those changes.]</i></p>
IFRS 7:40(a)	<p>If interest rates had been __ per cent higher/lower and all other variables were held constant, the Group's:</p> <ul style="list-style-type: none"> • Profit for the year ended 31 December 2021 would decrease/increase by CU__ million (2020: decrease/increase by CU__ million). This is mainly attributable to the Group's exposure to interest rates on its variable rate borrowings • Other comprehensive income would decrease/increase by CU__ million (2020: decrease/increase by CU__ million) mainly as a result of the changes in the fair value of investment in corporate bonds classified as at FVTOCI
IFRS 7:33(c)	<p>The Group's sensitivity to interest rates has decreased during the current year mainly due to the reduction in variable rate debt instruments and the increase in interest rate swaps to swap floating rate debt to fixed rate debt.</p>
IFRS 7:22A IFRS 7:22B IFRS 7:33-34 	<p>Interest rate swap contracts</p> <p>Under interest rate swap contracts, the Group agrees to exchange the difference between fixed and floating rate interest amounts calculated on agreed notional principal amounts. Such contracts enable the Group to mitigate the risk of changing interest rates on the fair value of issued fixed rate debt held and the cash flow exposures on the issued variable rate debt held. The fair value of interest rate swaps at the reporting date is determined by discounting the future cash flows using the curves at the reporting date and the credit risk inherent in the contract, and is disclosed below. The average interest rate is based on the outstanding balances at the end of the financial year.</p>
IFRS 7:22B IFRS 7:23D IFRS 7:23E	<p>As the critical terms of the interest rate swap contracts and their corresponding hedged items are the same, the Group performs a qualitative assessment of effectiveness and it is expected that the value of the interest rate swap contracts and the value of the corresponding hedged items will systematically change in opposite direction in response to movements in the underlying interest rates. The main source of hedge ineffectiveness in these hedge relationships is the effect of the counterparty and the Group's own credit risk on the fair value of the interest rate swap contracts, which is not reflected in the fair value of the hedged item attributable to the change in interest rates. No other sources of ineffectiveness emerged from these hedging relationships.</p>
IFRS 7:23B IFRS 7:24A(b)	<p>The following tables detail various information regarding interest rate swap contracts outstanding at the end of the reporting period and their related hedged items. Interest rate swap contract assets and liabilities are included in note 34.</p>

Source International GAAP Holdings Limited

IFRS 7:24A(a)
IFRS 7:24A(c)-(d)

Cash flow hedges

Hedging instruments

– outstanding receive floating, pay fixed contracts	Average contracted fixed interest rate		Notional principal value		Carrying amount of the hedging instrument assets/(liabilities)		Change in fair value used for calculating hedge ineffectiveness	
	31/12/2021	31/12/2020	31/12/2021	31/12/2020	31/12/2021	31/12/2020	31/12/2021	31/12/2020
	%	%	CU	CU	CU	CU	CU	CU
Less than 1 year								
1 to 2 years								
2 to 5 years								
5 years +								

IFRS 7:24B(b)

Hedged items

Variable rate borrowings	Nominal amount of the hedged item assets/(liabilities)		Change in value used for calculating hedge ineffectiveness		Balance in cash flow hedge reserve for continuing hedges		Balance in cash flow hedge reserve arising from hedging relationships for which hedge accounting is no longer applied	
	31/12/2021	31/12/2020	31/12/2021	31/12/2020	31/12/2021	31/12/2020	31/12/2021	31/12/2020
	CU	CU	CU	CU	CU	CU	CU	CU

Commentary:

The tables above provide an example of summary quantitative data about exposure to foreign exchange risks at the end of the reporting period that an entity may provide internally to key management personnel. Other presentations may also be appropriate.

IFRS 7:23C
IFRS 7:23E

The following table details the effectiveness of the hedging relationship and the amounts reclassified from hedging reserve to profit or loss:

Hedged items	Current period hedging gains (losses) recognised in OCI		Amount of hedge ineffectiveness recognised in profit or loss (P/L)		Line item in P/L in which hedge ineffectiveness is included	Amount reclassified to P/L			
	Due to hedged future cash flows being no longer expected to occur		Due to hedged item affecting P/L			Line item in P/L in which reclassification adjustment is included			
	31/12/2021	31/12/2020	31/12/2021	31/12/2020		31/12/2021	31/12/2020	31/12/2021	31/12/2020
	CU	CU	CU	CU		CU	CU	CU	CU
Variable rate borrowings					Other gains and losses				Finance costs

The interest rate swaps settle on a quarterly basis. The floating rate on the interest rate swaps is 3-month LIBOR. The Group will settle the difference between the fixed and floating interest rate on a net basis.

IFRS 7:22A
IFRS 7:23A

All interest rate swap contracts exchanging floating rate interest amounts for fixed rate interest amounts are designated as cash flow hedges to reduce the Group's cash flow exposure resulting from variable interest rates on borrowings. The interest rate swaps and the interest payments on the loan occur simultaneously and the amount accumulated in equity is reclassified to profit or loss over the period that the floating rate interest payments on debt affect profit or loss.

Source	International GAAP Holdings Limited
--------	-------------------------------------

IFRS 7:24A(a)
IFRS 7:24A(c)-(d)



Fair value hedges

Hedging instruments
– outstanding receive
fixed pay floating
contracts

	Notional principal amount		Carrying amount of the hedging instrument assets/(liabilities)		Change in fair value used for recognising hedge ineffectiveness	
	31/12/2021	31/12/2020	31/12/2021	31/12/2020	31/12/2021	31/12/2020
	CU	CU	CU	CU	CU	CU

Less than 1 year

[describe]

IFRS 7:24B(a)

Hedged item	Carrying amount of the hedged item assets/(liabilities)		Accumulated amount of fair value hedge adjustments on the hedged item included in the carrying amount of the hedged item: debit/(credit)		Change in fair value used for recognising hedge ineffectiveness		Accumulated amount of fair value hedge adjustments in SOPF for hedged items that have ceased to be adjusted for hedging gains and losses	
	31/12/2021	31/12/2020	31/12/2021	31/12/2020	31/12/2021	31/12/2020	31/12/2021	31/12/2020
	CU	CU	CU	CU	CU	CU	CU	CU

Fixed rate
borrowings

IFRS 7:24C(a)

The following table details the hedge ineffectiveness arising from the hedging relationship and the line item in profit or loss in which the hedge ineffectiveness is included:

Hedged item	Amount of hedge ineffectiveness recognised in profit or loss (P/L)		Line item in P/L in which hedge ineffectiveness is included
	31/12/2021	31/12/2020	
	CU	CU	

Fixed rate borrowings

Other gains and losses

Commentary:

The tables above provide an example of summary quantitative data about exposure to foreign exchange risks at the end of the reporting period that an entity may provide internally to key management personnel. Other presentations may also be appropriate.

Source	International GAAP Holdings Limited																																																													
IFRS 7:33-34	<p>(c)(iii) Commodity price risk</p> <p>Commodity price risk in the Group primarily arises from price fluctuations and the availability of [<i>type of commodity</i>]. The Group may enter into derivative transactions to limit these risks. Hedging activities are evaluated regularly to align with Group expectations about the price changes and defined risk appetite; ensuring the most cost-effective hedging strategies are applied.</p>																																																													
IFRS 7:40	<p>Commodity price sensitivity analysis</p> <p>If the commodity prices of the hedged commodity had been __ per cent higher (lower) as of December 2021, profit after tax would have been CU__ million (2020: CU__ million) higher (lower).</p> <p>If the commodity prices of the hedging transactions accounted for using cash flow hedge accounting had been __ per cent higher (lower) as of December 2021, equity would have been CU__ million (2020: CU__ million) higher (lower).</p> <p>Commodity options</p> <p>It is the policy of the Group to enter into commodity options to manage the commodity price risk associated with anticipated purchase transactions out to 24 months. The Group policy is to hedge up to 80 per cent of exposure generated within 3 months, about 60 per cent of exposure with maturity between 3 months and 12 months and no more than 40 per cent of exposure generated in 2 years. Basis adjustments are made to the initial carrying amounts of inventories when the anticipated purchases take place. The Group always designates the intrinsic value of the options.</p> <p>In the current year, the Group has designated certain commodity options as a cash flow hedge of highly probable purchases. Because the critical terms (i.e. the quantity, maturity and underlying) of the commodity option and their corresponding hedged items are the same, the Group performs a qualitative assessment of effectiveness and it is expected that the intrinsic value of the commodity option and the value of the corresponding hedged items will systematically change in opposite direction in response to movements in the price of underlying commodity if the price of the commodity increases above the strike price of the derivative.</p> <p>The main source of hedge ineffectiveness in these hedge relationships is the effect of the counterparty and the Group's own credit risk on the fair value of the option contracts, which is not reflected in the fair value of the hedged item and if the forecast transaction will happen earlier or later than originally expected.</p>																																																													
IFRS 7:23C	<p>The following tables detail the commodity options outstanding at the end of the reporting period, as well as information regarding their related hedged items. Commodity options are presented in the line 'Derivative financial instruments' within the statement of financial position (see note 34 for further details):</p>																																																													
IFRS 7:23E																																																														
IFRS 7:24A(a)	<p>Cash flow hedges</p> <table border="1"> <thead> <tr> <th rowspan="3">Hedging instruments—outstanding contracts</th> <th colspan="2">Average strike price</th> <th colspan="2">Quantity</th> <th colspan="2">Carrying amount of the hedging instruments</th> <th colspan="2">Change in fair value for recognising hedge ineffectiveness</th> </tr> <tr> <th>31/12/2021</th> <th>31/12/2020</th> <th>31/12/2021</th> <th>31/12/2020</th> <th>31/12/2021</th> <th>31/12/2020</th> <th>31/12/2021</th> <th>31/12/2020</th> </tr> <tr> <th>[rate]</th> <th>[rate]</th> <th>[..]</th> <th>[..]</th> <th>CU</th> <th>CU</th> <th>CU</th> <th>CU</th> </tr> </thead> <tbody> <tr> <td>Less than 3 months</td> <td></td> <td></td> <td></td> <td></td> <td></td> <td></td> <td></td> <td></td> </tr> <tr> <td>3 – 6 months</td> <td></td> <td></td> <td></td> <td></td> <td></td> <td></td> <td></td> <td></td> </tr> <tr> <td>6 – 12 months</td> <td></td> <td></td> <td></td> <td></td> <td></td> <td></td> <td></td> <td></td> </tr> <tr> <td>1 – 2 years</td> <td></td> <td></td> <td></td> <td></td> <td></td> <td></td> <td></td> <td></td> </tr> </tbody> </table>	Hedging instruments—outstanding contracts	Average strike price		Quantity		Carrying amount of the hedging instruments		Change in fair value for recognising hedge ineffectiveness		31/12/2021	31/12/2020	31/12/2021	31/12/2020	31/12/2021	31/12/2020	31/12/2021	31/12/2020	[rate]	[rate]	[..]	[..]	CU	CU	CU	CU	Less than 3 months									3 – 6 months									6 – 12 months									1 – 2 years								
Hedging instruments—outstanding contracts			Average strike price		Quantity		Carrying amount of the hedging instruments		Change in fair value for recognising hedge ineffectiveness																																																					
	31/12/2021		31/12/2020	31/12/2021	31/12/2020	31/12/2021	31/12/2020	31/12/2021	31/12/2020																																																					
	[rate]	[rate]	[..]	[..]	CU	CU	CU	CU																																																						
Less than 3 months																																																														
3 – 6 months																																																														
6 – 12 months																																																														
1 – 2 years																																																														
IFRS 7:24A(c)-(d)																																																														


Source		International GAAP Holdings Limited						
IFRS 7:24B(b)	Hedged items	Change in value used for calculating hedge ineffectiveness		Balance in cash flow hedge reserve for continuing hedges		Balance in cash flow hedge reserve arising from hedging relationships for which hedge accounting is no longer applied		
		31/12/2021	31/12/2020	31/12/2021	31/12/2020	31/12/2021	31/12/2020	
		CU	CU	CU	CU	CU	CU	
	Forecast purchases	_____	_____	_____	_____	_____	_____	
		_____	_____	_____	_____	_____	_____	
		_____	_____	_____	_____	_____	_____	
	31/12/2021							
	Hedging instrument	Change in the fair value of hedging instrument recognised in OCI	Hedge ineffectiveness recognised in profit or loss	Line item in profit or loss in which hedge ineffectiveness is included	Cost of hedging recognised in OCI	Amount from cash flow hedge reserve transferred to inventory	Amount from cost of hedging reserve transferred to inventory	
		CU	CU	CU	CU	CU	CU	
					Other gains and losses			
Commodity options			Other gains and losses					
31/12/2020								
Hedging instrument	Change in the fair value of hedging instrument recognised in OCI	Hedge ineffectiveness recognised in profit or loss	Line item in profit or loss in which hedge ineffectiveness is included	Cost of hedging recognised in OCI	Amount from cash flow hedge reserve transferred to inventory	Amount from cost of hedging reserve transferred to inventory		
	CU	CU	CU	CU	CU	CU		
				Other gains and losses				
Commodity options			Other gains and losses					
IFRS 7:33-34	(c)(iv) Other price risks							
	The Group is exposed to equity price risks arising from equity investments.							
	Equity investments in unlisted entities (see note 24) are held for strategic rather than trading purposes. The Group does not actively trade these investments.							
	The Group invested in a portfolio of listed shares which are held for trading (see note 24). This type of investment is approved by the Board [<i>or insert name of the relevant committee</i>] as the alternative to investment in money market funds in order to generate higher investment return on the spare funds. In accordance with the policy, the Group may invest only in the entities that form part of the following indexes: FTSE 100, DJIA, S&P 500, NASDAQ 100 etc.							
	Equity price sensitivity analysis							
IFRS 7:40(b)	The sensitivity analyses below have been determined based on the exposure to equity price risks at the reporting date.							
IFRS 7:40(a)	If equity prices had been __ per cent higher/lower:							
	<ul style="list-style-type: none"> • Net profit for the year ended 31 December 2021 and 2020 would increase/decrease by CU__ million (2020: increase/decrease by CU__ million) as a result of the changes in fair value of the investments in listed shares • Other comprehensive income would increase/decrease by CU__ million (2020: increase/decrease by CU__ million) as a result of the changes in fair value of the investments in equity instruments 							
	The methods and assumptions used in preparing the sensitivity analysis above have not changed significantly from the prior year.							
IFRS 7:40(c)	<i>[Where the assumptions used have changed from previous years, include detail of and reasons for those changes.]</i>							

Source	International GAAP Holdings Limited
IFRS 7:33 – 34 IFRS 7:35B  IFRS 7:35F(a)(i)	<p>(d) Credit risk management</p> <p>Note 62(d)(ii) details the Group's maximum exposure to credit risk and the measurement bases used to determine expected credit losses.</p> <p>In order to minimise credit risk, the Group has adopted a policy of only dealing with creditworthy counterparties and obtaining sufficient collateral, where appropriate, as a means of mitigating the risk of financial loss from defaults. The Group only transacts with entities that are rated the equivalent of investment grade. Investments in instruments, including bills of exchange, debentures and redeemable notes as detailed in note 24, where the counterparties have a minimum BBB- credit rating, are considered to have low credit risk for the purpose of impairment assessment. The credit rating information is supplied by independent rating agencies where available and, if not available, the Group uses other publicly available financial information and its own trading records to rate its major customers. The Group's exposure and the credit ratings of its counterparties are continuously monitored and the aggregate value of transactions concluded is spread amongst approved counterparties.</p>
IFRS 7:34(c)	<p>Before accepting any new customer, a dedicated team responsible for the determination of credit limits uses an external credit scoring system to assess the potential customer's credit quality and defines credit limits by customer. Limits and scoring attributed to customers are reviewed and approved twice a year by the risk management committee. 80 per cent of the trade receivables have the best credit scoring attributable under the external credit scoring system used by the Group.</p> <p>Credit approvals and other monitoring procedures are also in place to ensure that follow-up action is taken to recover overdue debts. Furthermore, the Group reviews the recoverable amount of each trade debt and debt investment on an individual basis at the end of the reporting period to ensure that adequate loss allowance is made for irrecoverable amounts. In this regard, the directors of the Company consider that the Group's credit risk is significantly reduced. Trade receivables consist of a large number of customers, spread across diverse industries and geographical areas. Ongoing credit evaluation is performed on the financial condition of accounts receivable and, where appropriate, credit guarantee insurance cover is purchased.</p>
IFRS 7:B8 IFRS 7:34(c) IFRS 7:35B(c)	<p>Of the trade receivables balance at the end of the year, CU__ million (2020: CU__ million) is due from Company A, the Group's largest customer. Apart from this, the Group does not have significant credit risk exposure to any single counterparty or any group of counterparties having similar characteristics. The Group defines counterparties as having similar characteristics if they are related entities. Concentration of credit risk related to Company A did not exceed 20 per cent of gross monetary assets at any time during the year. Concentration of credit risk to any other counterparty did not exceed 5 per cent of gross monetary assets at any time during the year. The concentration of credit risk is limited due to the fact that the customer base is large and unrelated.</p>
IFRS 7:B10(b)	<p>The credit risk on liquid funds and derivative financial instruments is limited because the counterparties are banks with high credit-ratings assigned by international credit-rating agencies.</p>
IFRS 7:B10(c)	<p>In addition, the Group is exposed to credit risk in relation to financial guarantees given to banks. The Group's maximum exposure in this respect is the maximum amount the Group could have to pay if the guarantee is called on (see below). As at 31 December 2021, an amount of CU__ (2020: CU__) has been estimated as a loss allowance in accordance with IFRS 9, however, no loss allowance was recognised in profit or loss because the premium received less cumulative amount recognised in profit or loss was higher than the expected amount of loss allowance (see note 37).</p>

Source	International GAAP Holdings Limited															
IFRS 7:35K(b)	<p>(d)(i) Collateral held as security and other credit enhancements</p> <p>The Group does not hold any collateral or other credit enhancements to cover its credit risks associated with its financial assets, except that the credit risk associated with finance lease receivables is mitigated because they are secured over the leased store equipment. The carrying amount of finance lease receivables amounts to CU__ million (2020: CU__ million) and the fair value of the leased assets is estimated to be approximately CU__ million (2020: CU__ million). The Group is not permitted to sell or repledge the collateral in the absence of default by the lessee. There have not been any significant changes in the quality of the collateral held for finance lease receivables. The Group has not recognised a loss allowance for the finance lease receivables as a result of these collaterals.</p> <p>Commentary:</p> <p><i>For all financial instruments to which the impairment requirements in IFRS 9 are applied, IFRS 7:35K(b) and (c) specify that entities should disclose the following:</i></p> <ul style="list-style-type: none"> • <i>A narrative description of collateral held as security and other credit enhancements, including:</i> <ul style="list-style-type: none"> – <i>A description of the nature and quality of the collateral held</i> – <i>An explanation of any significant changes in the quality of that collateral or credit enhancements as a result of deterioration or changes in the collateral policies of the entity during the reporting period</i> – <i>Information about financial instruments for which an entity has not recognised a loss allowance because of the collateral</i> • <i>Quantitative information about the collateral held as security and other credit enhancements (for example, quantification of the extent to which collateral and other credit enhancements mitigate credit risk) for financial assets that are credit-impaired at the reporting date. For all financial instruments within the scope of IFRS 7, but to which the impairment requirements in IFRS 9 are not applied, IFRS 7:36(b) specifies that entities should give a description of collateral held as security and of other credit enhancements, and their financial effect (e.g. a quantification of the extent to which collateral and other credit enhancements mitigate credit risk) in respect of the amount that best represents the maximum exposure to credit risk</i> 															
IFRS 7:7 IFRS 7:31 IFRS 7:35K(a)	<p>(d)(ii) Overview of the Group's exposure to credit risk</p> <p>Credit risk refers to the risk that a counterparty will default on its contractual obligations resulting in financial loss to the Group. As at 31 December 2021, the Group's maximum exposure to credit risk without taking into account any collateral held or other credit enhancements, which will cause a financial loss to the Group due to failure to discharge an obligation by the counterparties and financial guarantees provided by the Group arises from:</p> <ul style="list-style-type: none"> • The carrying amount of the respective recognised financial assets as stated in the consolidated statement of financial position • The maximum amount the entity would have to pay if the financial guarantee is called upon, irrespective of the likelihood of the guarantee being exercised as disclosed in note 62(e)(i). The related loss allowance is disclosed in note 38 															
IFRS 7:35M IFRS 7:B10(c)	<p>The Group's current credit risk grading framework comprises the following categories:</p> <table border="1" data-bbox="308 1621 1493 2051"> <thead> <tr> <th>Category</th> <th>Description</th> <th>Basis for recognising expected credit losses</th> </tr> </thead> <tbody> <tr> <td>Performing</td> <td>The counterparty has a low risk of default and does not have any past-due amounts</td> <td>12-month ECL</td> </tr> <tr> <td>Doubtful</td> <td>Amount is >30 days past due or there has been a significant increase in credit risk since initial recognition</td> <td>Lifetime ECL – not credit-impaired</td> </tr> <tr> <td>In default</td> <td>Amount is >90 days past due or there is evidence indicating the asset is credit-impaired</td> <td>Lifetime ECL – credit-impaired</td> </tr> <tr> <td>Write-off</td> <td>There is evidence indicating that the debtor is in severe financial difficulty and the Group has no realistic prospect of recovery</td> <td>Amount is written off</td> </tr> </tbody> </table>	Category	Description	Basis for recognising expected credit losses	Performing	The counterparty has a low risk of default and does not have any past-due amounts	12-month ECL	Doubtful	Amount is >30 days past due or there has been a significant increase in credit risk since initial recognition	Lifetime ECL – not credit-impaired	In default	Amount is >90 days past due or there is evidence indicating the asset is credit-impaired	Lifetime ECL – credit-impaired	Write-off	There is evidence indicating that the debtor is in severe financial difficulty and the Group has no realistic prospect of recovery	Amount is written off
Category	Description	Basis for recognising expected credit losses														
Performing	The counterparty has a low risk of default and does not have any past-due amounts	12-month ECL														
Doubtful	Amount is >30 days past due or there has been a significant increase in credit risk since initial recognition	Lifetime ECL – not credit-impaired														
In default	Amount is >90 days past due or there is evidence indicating the asset is credit-impaired	Lifetime ECL – credit-impaired														
Write-off	There is evidence indicating that the debtor is in severe financial difficulty and the Group has no realistic prospect of recovery	Amount is written off														

Source	International GAAP Holdings Limited								
IFRS 7:35M IFRS 7:35N IFRS 7:36(a)	Commentary:								
	<i>IFRS 7:35M requires the disclosure of information about an entity's credit risk exposure and significant concentrations of credit risk by credit risk grading at the reporting date. The number of credit risk rating grades used to disclose such information should be consistent with the number that the entity reports to key management personnel for credit risk management purposes. However, in some cases, delinquency and past due information may be the only borrower-specific information available without undue cost or effort, which is used to assess whether credit risk has increased significantly since initial recognition. In such cases, an entity should provide an analysis of those financial assets by past due status.</i>								
	The tables below detail the credit quality of the Group's financial assets, contract assets and financial guarantee contracts, as well as the Group's maximum exposure to credit risk by credit risk rating grades:								
	31/12/2021	Note	External credit rating	Internal credit rating	12-month or lifetime ECL?	Gross carrying amount (i)	Loss allowance	Net carrying amount (i)	
						CU	CU	CU	
	Loans to associates	24	N/A	Doubtful	Lifetime ECL (not credit impaired)				
	Loan to joint venture	24	N/A	Performing	12-month ECL (low credit risk asset)				
	Loans to other parties	24	N/A	Doubtful	Lifetime ECL (not credit impaired)				
	Bills of exchange	24	A	Performing	12-month ECL (low credit risk assets)				
	Corporate bonds	24	BBB	Performing	12-month ECL (low credit risk assets)				
	Redeemable notes	24	AA	Performing	12-month ECL (low credit risk assets)				
	Debentures	24	BBB-	Performing	12-month ECL (low credit risk assets)				
	Trade and other receivables	31	N/A	(ii)	Lifetime ECL (simplified approach)				
Finance lease receivables	29	N/A	(ii)	Lifetime ECL (simplified approach)					
Contract assets	27	N/A	(ii)	Lifetime ECL (simplified approach)					
Financial guarantee contracts	38	N/A	Performing	12-month ECL					

Source		International GAAP Holdings Limited						
31/12/2020	Note	External credit rating	Internal credit rating	12-month or lifetime ECL?	Gross carrying amount (i)	Loss allowance	Net carrying amount (i)	
					CU	CU	CU (Restated)	
Loans to related parties	24	N/A	Doubtful	Lifetime ECL (not credit impaired)				
Loan to joint venture	24	N/A	Performing	12-month ECL (low credit risk assets)				
Loans to other parties	24	N/A	Doubtful	Lifetime ECL (not credit impaired)				
Bills of exchange	24	A	Performing	12-month ECL (low credit risk assets)				
Corporate bonds	24	BBB	Performing	12-month ECL (low credit risk assets)				
Redeemable notes	24	AA	Performing	12-month ECL (low credit risk assets)				
Debentures	24	BBB-	Performing	12-month ECL (low credit risk assets)				
Trade and other receivables	31	N/A	(ii)	Lifetime ECL (simplified approach)				
Finance lease receivables	29	N/A	(ii)	Lifetime ECL (simplified approach)				
Contract assets	27	N/A	(ii)	Lifetime ECL (simplified approach)				
Financial guarantee contracts	38	N/A	Performing	12-month ECL				
<p>(i) For financial guarantee contracts, the gross carrying amount represents the maximum amount the Group has guaranteed under the respective contracts, and the net carrying amount represents the loss allowance recognised for the contracts.</p> <p>(ii) For trade receivables, finance lease receivables and contract assets, the Group has applied the simplified approach in IFRS 9 to measure the loss allowance at lifetime ECL. The Group determines the expected credit losses on these items by using a provision matrix, estimated based on historical credit loss experience based on the past due status of the debtors, adjusted as appropriate to reflect current conditions and estimates of future economic conditions. Accordingly, the credit risk profile of these assets is presented based on their past due status in terms of the provision matrix. Notes 27, 29 and 31 include further details on the loss allowance for these assets respectively.</p>								

Source	International GAAP Holdings Limited
IFRS 7:36(a)-(b) IFRS 7:B10(b)	<p>The loss allowance on corporate bonds measured at FVTOCI is recognised against other comprehensive income and accumulated in the investment revaluation reserve. See note 43.</p> <p>The carrying amount of the Group's financial assets at FVTPL as disclosed in note 24 best represents their respective maximum exposure to credit risk. The Group holds no collateral over any of these balances.</p> <p>Commentary:</p> <p><i>For all financial instruments within the scope of IFRS 7, but to which the impairment requirements in IFRS 9 are not applied, IFRS 7:36(a) requires an entity to disclose by class of financial instrument the amount that best represents the entity's maximum credit risk exposure at the end of the reporting period, excluding the effect of any collateral and other amounts that do not qualify for offset in accordance with IAS 32. Examples of financial instruments that are within the scope of IFRS 7 but that are not subject to the IFRS 9 impairment requirements include:</i></p> <ul style="list-style-type: none"> • <i>Financial assets and derivatives measured at FVTPL</i> • <i>Financial guarantee contracts issued measured at FVTPL</i> • <i>Loan commitments issued measured at FVTPL</i> <p><i>Equity investments, regardless of whether they are measured at FVTPL or FVTOCI, are also in the scope of IFRS 7 but not subject to the IFRS 9 impairment requirements; however, they do not give rise to an exposure to credit risk and therefore are not subject to the IFRS 7 credit risk disclosures.</i></p>
IFRS 7:33-34 	<p>(e) Liquidity risk management</p> <p>Ultimate responsibility for liquidity risk management rests with the board of directors, which has established an appropriate liquidity risk management framework for management of the Group's short, medium and long-term funding and liquidity management requirements. The Group manages liquidity risk by maintaining adequate reserves, banking facilities and reserve borrowing facilities, by continuously monitoring forecast and actual cash flows, and by matching the maturity profiles of financial assets and liabilities. Details of additional undrawn facilities that the Group has at its disposal to further reduce liquidity risk are set out below.</p>
IFRS 7:34-35 IFRS 7:39(c)	<p>(e)(i) Liquidity and interest risk tables</p> <p>The following tables detail the Group's remaining contractual maturity for its non-derivative financial liabilities with agreed repayment periods. The tables have been drawn up based on the undiscounted cash flows of financial liabilities based on the earliest date on which the Group can be required to pay. The table includes both interest and principal cash flows. To the extent that interest cash flows are floating rate, the undiscounted amount is derived from interest rate curves at the reporting date.</p>
IFRS 7:B10(c)	<p>The amounts included in the following table for financial guarantee contracts are the maximum amount the Group could be forced to settle under the arrangement for the full guaranteed amount if that amount is claimed by the counterparty to the guarantee (see note 38). Based on expectations at the end of the reporting period, the Group considers that it is more likely than not that no amount will be payable under the arrangement. However, this estimate is subject to change depending on the probability of the counterparty claiming under the guarantee which is a function of the likelihood that the financial receivables held by the counterparty which are guaranteed suffer credit losses.</p> <p>The contractual maturity is based on the earliest date on which the Group may be required to pay.</p> <p>Commentary:</p> <p><i>The tables below include the weighted average effective interest rate and the carrying amount of the respective financial liabilities as reflected in the consolidated statement of financial position as an example of summary quantitative data about exposure to interest rates at the end of the reporting period that an entity may provide internally to key management personnel.</i></p>

This page intentionally left blank

Source	International GAAP Holdings Limited	Weighted average effective interest rate	Less than 1 month	1-3 months
		%	CU	CU
	31 December 2021			
	Trade and other payables			
	Accruals			
	Variable interest rate instruments (nominal)			
	Fixed interest rate instruments (nominal)			
	Interest on the interest bearing instruments			
	Financial guarantee contracts			
	Contingent consideration			
	31 December 2020			
	Trade and other payables			
	Accruals			
	Variable interest rate instruments (nominal)			
	Fixed interest rate instruments (nominal)			
	Interest on the interest bearing instruments			
	Financial guarantee contracts			
	Contingent consideration			
IFRS 7:39(b)	The following table details the Group's liquidity analysis for its derivative financial instruments based on contractual maturities. The table has been drawn up based on the undiscounted net cash inflows and outflows on derivative instruments that settle on a net basis, and the undiscounted gross inflows and outflows on those derivatives that require gross settlement. When the amount payable or receivable is not fixed, the amount disclosed has been determined by reference to the projected interest rates as illustrated by the yield curves existing at the reporting date.			
		Less than 1 month	1-3 months	3 months to 1 year
		CU	CU	CU
	31 December 2021			
	Net settled (derivative liabilities):			
	Interest rate swaps			
	Foreign exchange forward contracts			
	Commodity options			
	Gross settled:			
	Foreign exchange forward contracts – gross outflows			
	Currency swaps – gross outflows			
	31 December 2020			
	Net settled (derivative liabilities):			
	Interest rate swaps			
	Foreign exchange forward contracts			
	Commodity options			
	Gross settled:			
	Foreign exchange forward contracts – gross outflows			
	Currency swaps – gross outflows			

<u>3 months to 1 year</u>	<u>1-2 years</u>	<u>2-5 years</u>	<u>5+ years</u>	<u>Total</u>	<u>Carrying amount</u>
CU	CU	CU	CU	CU	CU

<u>1-2 years</u>	<u>2-5 years</u>	<u>5+ years</u>
CU	CU	CU

Source	International GAAP Holdings Limited
--------	-------------------------------------

(e)(ii) Financing facilities

The Group is using combination of the cash inflows from the financial assets and the available bank facilities to manage the liquidity.

The table below presents the cash inflows from financial assets:

	Less than 1 month	1-3 months	3 months to 1 year	1-2 years	2-5 years	5+ years	Total
	CU	CU	CU	CU	CU	CU	CU

31 December 2021

Trade and other receivables

Contract assets

Lease receivables

Investments in debt and equity
instruments

Derivative assets settled net

Gross inflow on derivatives
settled gross**31 December 2020**

Trade and other receivables

Contract assets

Lease receivables

Investments in debt and equity
instruments

Derivative assets settled net

Gross inflow on derivatives
settled gross

The Group has access to financing facilities as described below, of which CU__ million were unused at the reporting date (2020: CU__ million). The Group expects to meet its other obligations from operating cash flows and proceeds of maturing financial assets.

Source	International GAAP Holdings Limited		
		31/12/2021	31/12/2020
		CU	CU
IAS 7:50(a)	Unsecured bank overdraft facility, reviewed annually and payable at call:		
	amount used		
	amount unused		
	Unsecured bill acceptance facility, reviewed annually:		
	amount used		
	amount unused		
	Secured bank overdraft facility:		
	amount used		
	amount unused		
	Secured bank loan facilities with various maturity dates through to 2021 and which may be extended by mutual agreement:		
	amount used		
	amount unused		
IAS 1:134-135	(f) Capital risk management		
	The Group manages its capital to ensure that entities in the Group will be able to continue as going concerns while maximising the return to shareholders through the optimisation of the debt and equity balance. The Group's overall strategy remains unchanged from 2020.		
	The capital structure of the Group consists of net debt (borrowings disclosed in notes 32 and 33 after deducting cash and bank balances) and equity of the Group (comprising issued capital, reserves, retained earnings and non-controlling interests as disclosed in notes 40 to 51).		
	The Group is not subject to any externally imposed capital requirements.		
	The Group's risk management committee reviews the capital structure on a semi-annual basis. As part of this review, the committee considers the cost of capital and the risks associated with each class of capital. The Group has a target gearing ratio of __ per cent to __ per cent determined as the proportion of net debt to equity. The gearing ratio at 31 December 2021 of __ per cent (see below) was at below the target range, and has returned to a more typical level of __ per cent since the reporting date.		

Source	International GAAP Holdings Limited																																																										
	<p>Gearing ratio</p> <p>The gearing ratio at the year-end is as follows:</p> <table border="1" style="width: 100%; border-collapse: collapse;"> <thead> <tr> <th></th> <th style="text-align: center; border-bottom: 1px solid black;">31/12/2021</th> <th style="text-align: center; border-bottom: 1px solid black;">31/12/2020</th> </tr> <tr> <th></th> <th style="text-align: center;">CU</th> <th style="text-align: center;">CU</th> </tr> </thead> <tbody> <tr> <td>Debt</td> <td style="border-top: 1px solid black;"></td> <td style="border-top: 1px solid black;"></td> </tr> <tr> <td>Cash and cash equivalents (including cash and bank balances in a disposal group held for sale)</td> <td style="border-top: 1px solid black;"></td> <td style="border-top: 1px solid black;"></td> </tr> <tr> <td>Net debt</td> <td style="border-top: 1px solid black; border-bottom: 1px solid black;"></td> <td style="border-top: 1px solid black; border-bottom: 1px solid black;"></td> </tr> <tr> <td>Equity</td> <td style="border-top: 1px solid black; border-bottom: 1px solid black;"></td> <td style="border-top: 1px solid black; border-bottom: 1px solid black;"></td> </tr> <tr> <td>Net debt to equity ratio</td> <td style="text-align: center; border-bottom: 1px solid black;">%</td> <td style="text-align: center; border-bottom: 1px solid black;">%</td> </tr> </tbody> </table> <p>Debt is defined as long- and short-term borrowings and lease liabilities (excluding derivatives and financial guarantee contracts) as detailed in notes 32, 33 and 36.</p> <p>Equity includes all capital and reserves of the Group that are managed as capital.</p>		31/12/2021	31/12/2020		CU	CU	Debt			Cash and cash equivalents (including cash and bank balances in a disposal group held for sale)			Net debt			Equity			Net debt to equity ratio	%	%																																					
	31/12/2021	31/12/2020																																																									
	CU	CU																																																									
Debt																																																											
Cash and cash equivalents (including cash and bank balances in a disposal group held for sale)																																																											
Net debt																																																											
Equity																																																											
Net debt to equity ratio	%	%																																																									
IAS 10:21	<p>63. Events after the reporting period</p> <p>On [date] the premises of [name of subsidiary] were seriously damaged by fire. Insurance claims have been put in hand but the cost of refurbishment is currently expected to exceed these by CU_.</p>																																																										
IAS 24:13	<p>64. Related party transactions</p> <p>Balances and transactions between the Company and its subsidiaries, which are related parties, have been eliminated on consolidation and are not disclosed in this note. Transactions between the Group and its associates/ joint ventures are disclosed below.</p>																																																										
IAS 24:18-19	<p>Trading transactions</p> <p>During the year, group entities entered into the following transactions with related parties who are not members of the Group:</p> <table border="1" style="width: 100%; border-collapse: collapse;"> <thead> <tr> <th rowspan="2"></th> <th colspan="2" style="text-align: center; border-bottom: 1px solid black;">Sale of goods</th> <th colspan="2" style="text-align: center; border-bottom: 1px solid black;">Purchase of goods</th> </tr> <tr> <th style="text-align: center; border-bottom: 1px solid black;">31/12/2021</th> <th style="text-align: center; border-bottom: 1px solid black;">31/12/2020</th> <th style="text-align: center; border-bottom: 1px solid black;">31/12/2021</th> <th style="text-align: center; border-bottom: 1px solid black;">31/12/2020</th> </tr> <tr> <th></th> <th style="text-align: center;">CU</th> <th style="text-align: center;">CU</th> <th style="text-align: center;">CU</th> <th style="text-align: center;">CU</th> </tr> </thead> <tbody> <tr> <td>X Holdings</td> <td style="border-top: 1px solid black;"></td> <td style="border-top: 1px solid black;"></td> <td style="border-top: 1px solid black;"></td> <td style="border-top: 1px solid black;"></td> </tr> <tr> <td>Associates</td> <td style="border-top: 1px solid black;"></td> <td style="border-top: 1px solid black;"></td> <td style="border-top: 1px solid black;"></td> <td style="border-top: 1px solid black;"></td> </tr> <tr> <td>Joint ventures</td> <td style="border-top: 1px solid black;"></td> <td style="border-top: 1px solid black;"></td> <td style="border-top: 1px solid black;"></td> <td style="border-top: 1px solid black;"></td> </tr> </tbody> </table> <p>The following amounts were outstanding at the reporting date:</p> <table border="1" style="width: 100%; border-collapse: collapse;"> <thead> <tr> <th rowspan="2"></th> <th colspan="2" style="text-align: center; border-bottom: 1px solid black;">Amounts owed by related parties</th> <th colspan="2" style="text-align: center; border-bottom: 1px solid black;">Amounts owed to related parties</th> </tr> <tr> <th style="text-align: center; border-bottom: 1px solid black;">31/12/2021</th> <th style="text-align: center; border-bottom: 1px solid black;">31/12/2020</th> <th style="text-align: center; border-bottom: 1px solid black;">31/12/2021</th> <th style="text-align: center; border-bottom: 1px solid black;">31/12/2020</th> </tr> <tr> <th></th> <th style="text-align: center;">CU</th> <th style="text-align: center;">CU</th> <th style="text-align: center;">CU</th> <th style="text-align: center;">CU</th> </tr> </thead> <tbody> <tr> <td>X Holdings</td> <td style="border-top: 1px solid black;"></td> <td style="border-top: 1px solid black;"></td> <td style="border-top: 1px solid black;"></td> <td style="border-top: 1px solid black;"></td> </tr> <tr> <td>Associates</td> <td style="border-top: 1px solid black;"></td> <td style="border-top: 1px solid black;"></td> <td style="border-top: 1px solid black;"></td> <td style="border-top: 1px solid black;"></td> </tr> <tr> <td>Joint ventures</td> <td style="border-top: 1px solid black;"></td> <td style="border-top: 1px solid black;"></td> <td style="border-top: 1px solid black;"></td> <td style="border-top: 1px solid black;"></td> </tr> </tbody> </table>		Sale of goods		Purchase of goods		31/12/2021	31/12/2020	31/12/2021	31/12/2020		CU	CU	CU	CU	X Holdings					Associates					Joint ventures						Amounts owed by related parties		Amounts owed to related parties		31/12/2021	31/12/2020	31/12/2021	31/12/2020		CU	CU	CU	CU	X Holdings					Associates					Joint ventures				
	Sale of goods		Purchase of goods																																																								
	31/12/2021	31/12/2020	31/12/2021	31/12/2020																																																							
	CU	CU	CU	CU																																																							
X Holdings																																																											
Associates																																																											
Joint ventures																																																											
	Amounts owed by related parties		Amounts owed to related parties																																																								
	31/12/2021	31/12/2020	31/12/2021	31/12/2020																																																							
	CU	CU	CU	CU																																																							
X Holdings																																																											
Associates																																																											
Joint ventures																																																											

Source	International GAAP Holdings Limited																											
IAS 24:23	<p>X Holdings is a related party of the Group because <i>[give reasons]</i>.</p> <p>Sales of goods to related parties were made at the Group's usual list prices, less average discounts of __ per cent. Purchases were made at market price discounted to reflect the quantity of goods purchased and the relationships between the parties.</p> <p>The amounts outstanding are unsecured and will be settled in cash. No guarantees have been given or received. No provisions have been made for doubtful debts in respect of the amounts owed by related parties.</p> <p>Amounts repayable to X Holdings carry interest of __ per cent to __ per cent (2020: __ per cent to __ per cent) per annum charged on the outstanding loan balances (see note 32).</p>																											
IAS 24:17	<p>Remuneration of key management personnel</p> <p>The remuneration of the directors, who are the key management personnel of the Group, is set out below in aggregate for each of the categories specified in IAS 24.</p> <table border="1" data-bbox="1082 678 1505 1070"> <thead> <tr> <th></th> <th style="text-align: right;">31/12/2021</th> <th style="text-align: right;">31/12/2020</th> </tr> <tr> <th></th> <th style="text-align: right;">CU</th> <th style="text-align: right;">CU</th> </tr> </thead> <tbody> <tr> <td>Short-term employee benefits</td> <td></td> <td></td> </tr> <tr> <td>Post-employment benefits</td> <td></td> <td></td> </tr> <tr> <td>Other long-term benefits</td> <td></td> <td></td> </tr> <tr> <td>Termination benefits</td> <td></td> <td></td> </tr> <tr> <td>Share-based payments</td> <td></td> <td></td> </tr> </tbody> </table>		31/12/2021	31/12/2020		CU	CU	Short-term employee benefits			Post-employment benefits			Other long-term benefits			Termination benefits			Share-based payments								
	31/12/2021	31/12/2020																										
	CU	CU																										
Short-term employee benefits																												
Post-employment benefits																												
Other long-term benefits																												
Termination benefits																												
Share-based payments																												
IAS 24:18	<p>Loans to related parties</p> <table border="1" data-bbox="1082 1160 1505 1675"> <thead> <tr> <th></th> <th style="text-align: right;">31/12/2021</th> <th style="text-align: right;">31/12/2020</th> </tr> <tr> <th></th> <th style="text-align: right;">CU</th> <th style="text-align: right;">CU</th> </tr> </thead> <tbody> <tr> <td>Loans to associates:</td> <td></td> <td></td> </tr> <tr> <td> Associate A Limited</td> <td></td> <td></td> </tr> <tr> <td> Associate B Limited</td> <td></td> <td></td> </tr> <tr> <td>Loan to joint venture</td> <td></td> <td></td> </tr> <tr> <td>JV A Limited</td> <td></td> <td></td> </tr> <tr> <td>Loans to other related parties:</td> <td></td> <td></td> </tr> <tr> <td><i>[Name of related party]</i></td> <td></td> <td></td> </tr> </tbody> </table> <p>The Group has provided its associates with short-term loans at rates comparable to the average commercial rate of interest (see note 65).</p>		31/12/2021	31/12/2020		CU	CU	Loans to associates:			Associate A Limited			Associate B Limited			Loan to joint venture			JV A Limited			Loans to other related parties:			<i>[Name of related party]</i>		
	31/12/2021	31/12/2020																										
	CU	CU																										
Loans to associates:																												
Associate A Limited																												
Associate B Limited																												
Loan to joint venture																												
JV A Limited																												
Loans to other related parties:																												
<i>[Name of related party]</i>																												
IAS 10:17	<p>65. Approval of the financial statements</p> <p>The financial statements were approved by the board of directors and authorised for issue on <i>[date]</i>.</p>																											

Source	International GAAP Holdings Limited
	<p data-bbox="309 232 654 264">Independent Auditor's Report</p> <p data-bbox="309 309 459 340">Commentary:</p> <p data-bbox="309 353 1465 421"><i>Following the changes to audit reports under ISAs applicable to periods commencing on or after 15 December 2016, audit reports are likely to contain more entity-specific material. Accordingly, no example audit report is provided.</i></p>



Appendix 1—Areas of the model financial statements affected by climate change and COVID-19

Climate change

Risks and uncertainties arising from climate change could affect the following areas of the financial statements.

Section	Area	Commentary
3. Significant accounting policies	Going concern assessment	All entities are required to make an assessment of whether an entity is a going concern when preparing financial statements, considering all information available about the future. IAS 1 requires that the information should cover at least 12 months from the end of the reporting period but not be limited to that period. Management would consider information about the impacts of climate change as part of this assessment.
4. Critical accounting judgements and key sources of estimation uncertainty 16. Goodwill 17. Other intangible assets 18. Property, plant and equipment 21. Associates 22. Joint ventures	Impairment of non-financial assets	The uncertainties in relation to climate change may result in changes to management's cash flow projections or to the level of risk associated with achieving those cash flows, in which case they form part of a value-in-use or fair value assessment. An entity should consider the long-term impacts of climate change and consider disclosing climate-related assumptions as key assumptions.
3. Significant accounting policies 18. Property, plant and equipment	Useful lives of assets	Climate change-related factors may indicate that an asset could become physically unavailable or commercially obsolete earlier than previously expected. Furthermore, the expected timing of the replacement of existing assets may be accelerated. Such factors should be incorporated into a review of an asset's useful economic life or its residual value.
39. Provisions 55. Contingent liabilities	Provisions, contingencies and onerous contracts	The pace and severity of climate change, as well as accompanying government policy and regulatory measures, may affect the recognition, measurement and disclosure of provisions, contingencies and onerous contracts.
4. Critical accounting judgements and key sources of estimation uncertainty	Key judgements and estimates disclosures	If assumptions related to the impact of climate change have a significant risk of resulting in a material adjustment to the carrying amounts of assets and liabilities within the next financial year, then disclosures about the nature of the assumptions should be provided.
4. Critical accounting judgements and key sources of estimation uncertainty	Information that is relevant to understanding the financial statements	If users of the financial statements could reasonably expect that climate change-related risks will have significant impact on the Company and this would qualitatively influence their decisions, then management should clearly disclose information about the climate change assumptions that they have made (if not disclosed elsewhere), including disclosures around the sensitivity of those assumptions. This is to enable users to understand the basis of forecasts on which the financial statements are prepared. This may mean that disclosure is provided even if the effects of climate change on the Company may only be experienced in the medium to longer term.

Source		International GAAP Holdings Limited	
Section	Area	Commentary	
4. Critical accounting judgements and key sources of estimation uncertainty 24. Investments 27. Contract assets 29. Finance lease receivables 31. Trade and other receivables	Impairment of financial assets	Climate-related events, such as floods and hurricanes, can affect the creditworthiness of borrowers due to business interruption, impacts on economic strength, asset values and unemployment. In addition, borrowers' ability to pay debts might be diminished if they are in industries that have fallen out of favour and are therefore depressed. The impact on receivables in entities operating in non-financial industries is likely to be less severe because the economic conditions are less likely to change during the collection period of the debtors. However, where a significant climate-related event has occurred, the effect of this event on trade receivables at balance sheet date should be assessed.	
18. Property, plant and equipment 19. Investment property 62. Financial Instruments	Assets measured on a fair value basis	Climate change risk may affect the measurement of fair value in respect of assets measured at fair value or tested for impairment on a fair value less costs of disposal basis.	
58. Retirement benefit plans	Impact on pension risks from climate	Pension trustees are required to consider all material financial risks, including the exposure of pension assets to climate change risk. Demographic assumptions and investment performance can vary significantly under different climate change scenarios, affecting the measurement of pension asset and liability balances at the balance sheet date.	
35. Deferred tax	Recoverability of deferred tax assets	Assumptions underlying the forecast of future taxable profits that supports the recoverability of deferred tax assets should be consistent with assumptions underlying other profit forecasts used in the preparation of the financial statements or disclosed in the narrative reports.	
4. Critical accounting judgements and key sources of estimation uncertainty 12. Income Tax 39. Provisions 55. Contingent liabilities	New levies or taxes	New levies or taxes may be introduced to encourage decarbonisation. Any levy liabilities should be recognised as the obligation is triggered under law (per IFRIC 21) and any income tax effects should be incorporated into normal IAS 12 accounting. Care should be taken when distinguishing between a levy and income tax and the application of IFRIC 21 or IAS 12 as this has proven to be a challenging area as new taxes/levies have been introduced in the past.	
17. Other intangible assets	Carbon trading schemes	There are currently different acceptable approaches to account for carbon trading schemes. The accounting policy applied by the entity should be disclosed if this is relevant for users to understand the financial statements.	
57. Share-based payments	Incentive schemes	Entities may introduce incentive schemes to incentivise management to decarbonise. Such schemes may either fall in the scope of IAS 19 or IFRS 2 depending on the nature of the awards. Decarbonisation targets should be treated as any other uncertainties or actuarial assumptions for IAS 19 benefits and should be treated as performance conditions for share-based payments under IFRS 2.	

**COVID-19**

Financial statement disclosures will need to convey the material effects of the COVID-19 pandemic. Entities must carefully consider their unique circumstances and risk exposures when analysing how the ongoing effect of the COVID-19 pandemic may affect their financial statements. The significance of the individual issues discussed will vary by geography, by industry and, by entity. The areas mentioned below are discussed further in our [IFRS in Focus 'Accounting considerations related to the Coronavirus 2019 Disease'](#).

Section	Area	Commentary
<ul style="list-style-type: none"> Consolidated statement of profit or loss Consolidated statement of profit or loss and other comprehensive income 	Statement of profit or loss	Caution should be used when excluding COVID-19-related items from operating profit. Many impacts of COVID-19 are part of the entity's normal activities and therefore part of the underlying business performance. They should therefore not be excluded from 'underlying' results in the statement of profit or loss and other comprehensive income.
<ul style="list-style-type: none"> Consolidated statement of profit or loss Consolidated statement of profit or loss and other comprehensive income 	Alternative performance measures (APMs)	<ul style="list-style-type: none"> The introduction of new APMs or the adjustment of existing APMs should be carefully evaluated Caution should be used when excluding COVID-19-related items from operating profit. Many impacts of COVID-19 are part of the entity's normal activities and therefore part of the underlying business performance. They should therefore not be excluded from 'underlying' results in the statement of profit or loss and other comprehensive income It is also important to consider local regulators' guidance on APMs as it might contain explicit restrictions on COVID-19-related items
3. Significant accounting policies	Going concern	Material uncertainties that cast a significant doubt on the entity's ability to continue as a going concern may arise from COVID-19-related events. IAS 1 requires that an entity discloses those material uncertainties in the financial statements.
4. Critical accounting judgements and key sources of estimation uncertainty	Material judgements and estimates	Entities should provide as much context as possible as to how COVID-19 affects the assumptions and predictions they have used when estimating amounts recognised in the financial statements.
4. Critical accounting judgements and key sources of estimation uncertainty 16. Goodwill 17. Other intangible assets 18. Property, plant and equipment 21. Associates 22. Joint ventures 25. Inventories 27. Contract assets 28. Contract costs	Impairment of non-financial assets <ul style="list-style-type: none"> Assets subject to the requirements of IAS 36 Valuation of inventories Costs to obtain or fulfil a revenue contract and up-front payments to customers 	<ul style="list-style-type: none"> Entities will need to assess whether any impairment triggers have arisen from the ongoing impact of COVID-19 for assets that are covered by IAS 36. For assets other than goodwill which have been impaired in a prior period, entities will need to assess whether there has been a change in the estimates used to determine the recoverable amount of the assets since the last impairment loss was recognised which could lead to a reversal of impairment. The recoverable amount of assets will also likely be affected given the estimation uncertainty associated with COVID-19 Entities will need to consider the ongoing impact of the COVID-19 pandemic on the recoverability of inventory balances

Source International GAAP Holdings Limited		
Section	Area	Commentary
3. Significant accounting policies 4. Critical accounting judgements and key sources of estimation uncertainty 18. Property, plant and equipment 19. Investment property	Non-financial assets measured on a fair value basis	The COVID-19 pandemic may continue to affect fair value measurements. The fair value should reflect market participant views and market data at the measurement date under current market conditions.
3. Significant accounting policies 4. Critical accounting judgements and key sources of estimation uncertainty 24. Investments 27. Contract assets 29. Finance lease receivables 31. Trade and other receivables 32. Borrowings 62. Financial Instruments	Financial Instruments <ul style="list-style-type: none"> • Allowance for expected credit losses (ECL) • Fair value measurements • Liquidity risk management • Classification of financial assets • Debt modifications • Changes in estimated cash flows • Hedge accounting • Financial vs non-financial assets and liabilities 	<ul style="list-style-type: none"> • The COVID-19 pandemic may continue to affect fair value measurements. The fair value should reflect market participant views and market data at the measurement date under current market conditions • COVID-19 can continue to affect the ability of debtors to meet their obligations under trade receivables and loan relationships • Disruptions in production and reduced sales can have ongoing implications on an entity's working capital and could lead to a breach of a debt covenant resulting in a liability becoming current • For classification of financial assets, an increase in frequency and value of sales of financial assets may result in the need to consider whether there has been a change in the entity's business model or whether a new business model has been initiated • Modifications of financial assets and liabilities may be more common due to the COVID-19 pandemic and can have an accounting impact. When a transaction has been designated as the hedged item in a cash flow hedge relationship the entity will need to consider whether the transaction is still a "highly probable forecasted transaction" • The significant disruption to supply and demand may result in net cash settlement of contracts to buy or sell commodities or other non-financial assets, which will bring those contracts in scope of IFRS 9 and may result in classification of the contracts as financial assets or liabilities • With regard to contract assets, COVID-19 may require an entity to update its amortisation approach to reflect any significant changes in the expected timing of the transfer of the related goods or services. It could also give rise to impairment loss on those items

Source International GAAP Holdings Limited		
Section	Area	Commentary
3. Significant accounting policies 4. Critical accounting judgements and key sources of estimation uncertainty 5. Revenue 27. Contract assets 28. Contract costs 60. Contract liabilities	Revenue from contracts with customers <ul style="list-style-type: none"> • Contract enforceability • Collectability • Contract modification • Variable consideration • Material right • Significant financing component • Implied performance obligations • Recognition of revenue 	Entities should carefully assess whether their revenue recognition policies are affected by situations that are associated with the COVID-19 pandemic.
13. Discontinued operations 39. Provisions	Restructuring plans	<ul style="list-style-type: none"> • In a difficult economic environment and facing difficulties in obtaining financing, an entity may be considering or implementing restructuring plans such as the sale or closure of part of its businesses or the downsizing (temporarily or permanently) of operations • If an entity disposes of or classifies as held for sale a component that meets the definition of a discontinued operation, the presentation and disclosure requirements of IFRS 5 apply • Entities may reduce their workforce through temporary employee layoffs or may be forced to consider subsequent restructuring actions as information becomes available on the long-term effects of the pandemic on an entity's operations
39. Provisions	Onerous contracts provisions	Because of the continuing impacts of COVID-19, unavoidable costs of meeting the obligations under a contract may exceed the benefits expected to be received, resulting in an onerous contract.
4. Critical accounting judgements and key sources of estimation uncertainty	Insurance recoveries	Entities that incur losses stemming from the COVID-19 pandemic may be entitled to insurance recoveries.
3. Significant accounting policies 4. Critical accounting judgements and key sources of estimation uncertainty 30. Leases (Group as a lessee) 36. Lease liabilities	<ul style="list-style-type: none"> • Lease contracts • Impairments 	Impairments to right-of use (ROU) assets could occur as a result of business closures, supply chain disruption, or other consequences of the pandemic that negatively affect the future cash flows expected to be derived from the use of the underlying asset.

Source International GAAP Holdings Limited		
Section	Area	Commentary
2. Adoption of new and revised Standards 3. Significant accounting policies 4. Critical accounting judgements and key sources of estimation uncertainty 30. Leases (Group as a lessee) 36. Lease liabilities	Amendment to IFRS 16 Covid-19-Related Rent Concessions and Covid-19-Related Rent Concessions beyond 30 June 2021	With regard to rent concessions, the Board published amendments to IFRS 16 adding a practical expedient which allows a lessee to elect not to assess whether a COVID-19-related rent concession is a lease modification. Entities applying the amendments are required to state that fact and whether or not they have used the expedient.
3. Significant accounting policies 4. Critical accounting judgements and key sources of estimation uncertainty 20. Subsidiaries 21. Associates 22. Joint ventures	Consolidation	The continuing impacts of the COVID-19 pandemic may give rise to specific transactions or events that could change a reporting entity's governance rights over other legal entities and thereby affect accounting conclusions for consolidation.
13. Discontinued operations 52. Disposal of subsidiary 53. Acquisition of subsidiaries	Acquisitions and disposals <ul style="list-style-type: none"> • Business combinations • Disposals 	In the current circumstances, entities may seek to dispose of certain assets or group of assets as a means to raise funds. In those cases IFRS 5 may apply.
58. Retirement benefit plans	Defined benefit plans	The significant economic uncertainty associated with the COVID-19 pandemic may continue to affect specific assumptions in the measurement of defined benefit obligations and plan assets.
57. Share-based payments	Share-based payments	<ul style="list-style-type: none"> • Some businesses may cease operations or operate at reduced capacity as a result of the impacts of COVID-19, which could affect the probability that vesting conditions for share-based payments with performance conditions will be met • In addition, entities may decide to modify the terms or conditions of an equity-settled award, for example a change in the fair value-based measure, vesting conditions, or classification of the award
3. Significant accounting policies 7. Profit for the year 59. Deferred income - government grant	Government assistance	In response to the COVID-19 pandemic, governments in many jurisdictions implemented legislation to help entities that are experiencing financial difficulty stemming from the pandemic. An entity should carefully assess whether the benefit received is a government grant or government assistance as this affects the accounting for or disclosure for the benefit.

Source	International GAAP Holdings Limited	
--------	-------------------------------------	--

Section	Area	Commentary
4. Critical accounting judgements and key sources of estimation uncertainty 12. Income Tax	Income tax	<ul style="list-style-type: none"> • Entities should consider how profitability, liquidity and impairment concerns that could result from the on-going impact of COVID-19 might affect their income tax accounting under IAS 12 • For deferred tax assets, when assessing whether sufficient probable future taxable profits will be available against which a deductible temporary difference can be utilised, entities should ensure the reasonableness of their business plan and its impact on future taxable profits and the consistency of assumptions compared to projections used in other financial statements estimates for elements that should be comparable (e.g. goodwill impairment)
3. Significant accounting policies 32. Borrowings 62. Financial Instruments	Breach of covenants	Economic downturn may increase the risk that entities breach financial covenants. This can affect the classification of a liability as current or non-current. In addition, the impending liquidity shortfall might affect an entity's ability to continue as a going concern.
3. Significant accounting policies 54. Notes to the cash flow statement	Cash and cash equivalents	Entities may need to consider whether investments classified as cash equivalents continue to meet the requirement for such a classification as previously highly liquid investments might no longer meet that condition. Also, for an investment to qualify as a cash equivalent its value must not change significantly, which might no longer be the case given the uncertainties associated with the pandemic.
3. Significant accounting policies 32. Borrowings	Capitalisation of borrowing costs	If the entity suspends activities related to the construction or production of a qualifying asset for an extended period, capitalisation of borrowing costs should also cease until such time as activities are resumed.
3. Significant accounting policies	Exchange rates	For practical reasons, it is common for entities that engage in a large number of foreign currency transactions to use a monthly or quarterly rate of exchange to measure those transactions in their accounting records and to disregard day-to-day fluctuations in exchange rates. Entities will need to evaluate if foreign currency transactions should be analysed into shorter periods (e.g. quarterly periods, months or weeks) with an average rate determined for each, or even a date-specific exchange rate.
63. Events after the reporting period	Events after the end of the reporting period	It may be challenging for an entity to determine if an event after the end of the reporting period is adjusting or non-adjusting in a global marketplace that is extremely volatile and in which major developments occur daily.



Deloitte refers to one or more of Deloitte Touche Tohmatsu Limited (“DTTL”), its global network of member firms, and their related entities (collectively, the “Deloitte organisation”). DTTL (also referred to as “Deloitte Global”) and each of its member firms and related entities are legally separate and independent entities, which cannot obligate or bind each other in respect of third parties. DTTL and each DTTL member firm and related entity is liable only for its own acts and omissions, and not those of each other. DTTL does not provide services to clients. Please see www.deloitte.com/about to learn more.

Deloitte provides industry-leading audit and assurance, tax and legal, consulting, financial advisory, and risk advisory services to nearly 90% of the Fortune Global 500® and thousands of private companies. Our professionals deliver measurable and lasting results that help reinforce public trust in capital markets, enable clients to transform and thrive, and lead the way toward a stronger economy, a more equitable society and a sustainable world. Building on its 175-plus year history, Deloitte spans more than 150 countries and territories. Learn how Deloitte’s more than 345,000 people worldwide make an impact that matters at www.deloitte.com.

This communication contains general information only, and none of Deloitte Touche Tohmatsu Limited (“DTTL”), its global network of member firms or their related entities (collectively, the “Deloitte organisation”) is, by means of this communication, rendering professional advice or services. Before making any decision or taking any action that may affect your finances or your business, you should consult a qualified professional adviser.

No representations, warranties or undertakings (express or implied) are given as to the accuracy or completeness of the information in this communication, and none of DTTL, its member firms, related entities, employees or agents shall be liable or responsible for any loss or damage whatsoever arising directly or indirectly in connection with any person relying on this communication. DTTL and each of its member firms, and their related entities, are legally separate and independent entities.

© 2021. For information, contact Deloitte Global.

Designed and produced by Deloitte CoRe Creative Services. RITM0762120