
Jeep_Model_Identification_Guide

Sunday, 18 November 2007

Use the following Jeep identification chart to properly identify your type of Jeep.



JEEP TJ- WRANGLER

Production: (1997-2006)

Identifying

Characteristics: Round headlights, tailgate opens to side, with spare tire.

Windshield Width: 55".

Suspension: Coil spring suspension front and rear.

Wheel Bolt Pattern: 5x4.5"

Wheelbase: 93.4 inch



JEEP WK- GRAND CHEROKEE

Production: (2005-2006)

Identifying

Characteristics: Curved headlights, V styled grill, unibody style construction.



Windshield: Curved Glass.

Suspension: Coil spring front and rear.

Wheel Bolt Pattern: 5x4.5"

JEEP WJ- GRAND CHEROKEE

Production: (1999-2004)

Identifying

Characteristics: Curved headlights, slotted tail lamps, V styled grill, unibody style construction.

Windshield: Curved Glass.

Suspension: Coil spring front and rear.

Wheel Bolt Pattern: 5x4.5"

Wheelbase: 105.9 inch



JEEP KJ- LIBERTY

Production: (2002-2006)

Identifying

Characteristics: Round headlights, rounded flared fenders, Classic Jeep style grill.

Windshield: Curved Glass.

Suspension: Coil spring front and rear.

Wheel Bolt Pattern:

5x4.5"

Wheelbase: 104.3 inch



JEEP ZJ-GRAND CHEROKEE

Production: (1993-
1998)

Identifying

Characteristics:

Rectangular headlights,
rounded fenders,
unibody style
construction.

Windshield: Curved
Glass.

Suspension: Coil spring
front rear.

Wheel Bolt Pattern:
5x4.5"

Wheelbase: 105.9 inch.



JEEP YJ- WRANGLER

Production: (1987-
1991)

Identifying

Characteristics:

Rectangular headlights,
tailgate opens to side,
diagonal rear sport bar
support.

Windshield Width:
55".

Suspension: Leaf spring
suspension, front and
rear.

Wheel Bolt Pattern:
5x4.5"

Wheelbase: 93.4 inch



**JEEP XJ-
CHEROKEE &
JEEP WAGONEER
(DOWNSIZE)**

Production: (1984-
2001)

Identifying

Characteristics:

Rectangular headlights,
squareish classic Jeep
lines, available in 2 and
4 door models, unibody
style construction.

Windshield: Curved
Glass.

Suspension: Coil spring
front and Leaf spring
rear.

Wheel Bolt Pattern:
5x4.5"

Wheelbase: 101 inch



**JEEP MJ-
COMMANCHE
(DOWNSIZE
PICK-UP)**

Production:
(1986-1993)

Identifying

Characteristics:

Based on the XJ
Available in long
and short bed
versions, squareish
classic Jeep lines,

unibody style construction.

Windshield: Curved Glass.

Suspension: Coil spring front and Leaf spring rear.

Wheel Bolt

Pattern: 5x4.5"

Wheelbase: 113" w/6ft bed, and 120" w/7ft bed



JEEP SJ- FULL SIZE CHEROKEE, JEEP WAGONEER, & JEEP PICK-UPS

Production: (1962-1991)

Identifying

Characteristics: Full size wagons available in both 2 door and four door versions and pickups in both long and short wheelbases.

Windshield: Curved glass.

Suspension: Leaf spring suspension, front and rear.

Wheel Bolt Pattern: 5x5.5" thru 1973 on Jeep Cherokee, Jeep Wagoneer and ½ ton trucks (J10), 1974 and later 6x5.5", J20 8x6.5

Wheelbase: J Trucks 116-131 inch, Wagons 109"



JEEP CJ7

Production: (1976-1986)

Identifying Characteristics: Round headlights, tailgate opens down, bottom mount windshield wipers, and factory sport bar.

Windshield Width: 55".

Suspension: Leaf spring suspension, front and rear.

Wheel Bolt Pattern: 5x5.5"

Wheelbase: 93.5 inch



JEEP CJ8-SCRAMBLER

Production: (1982-1986)

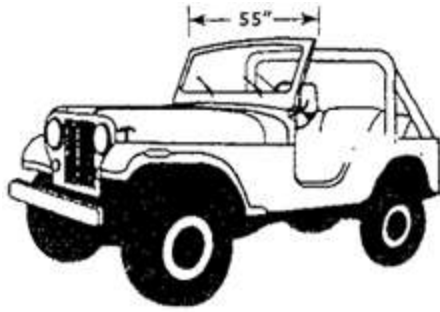
Identifying Characteristics: Extended version of the Jeep CJ7, available as mini pick-up half cab, or full cab.

Windshield Width: 55".

Suspension: Leaf spring suspension, front and rear.

Wheel Bolt Pattern: 5x5.5"

Wheelbase: 103.5 inch



JEEP CJ5 (2nd generation)

Production: (1976-1983)

Identifying


Characteristics: Round headlights, bottom mount windshield wipers, and factory sport bar.

Windshield Width: 55".

Suspension: Leaf spring suspension, front and rear.

Wheel Bolt Pattern: 5x5.5"

Wheelbase: 83.5 inch.



JEEP CJ5/CJ6 (1st generation)

Production: (1955-1975)

Identifying

Characteristics: Round headlights, bottom mount windshield wipers, and windshield near straight up.

Windshield Width: 59".

Suspension: Leaf spring suspension, front and rear.

Wheel Bolt Pattern: 5x5.5"

Wheelbase: 80.5 inch thru 1971, 1972 and later 83.5 inch



JEEP CJ6

Production: (1955-1975)

Identifying

Characteristics:

Extended version of the Jeep CJ5. Round headlights, bottom mount windshield wipers, and windshield near straight up.

Windshield Width: 59”.

Suspension: Leaf spring suspension, front and rear.

Wheel Bolt Pattern: 5x5.5”

Wheelbase: 100.5 inch thru 1971, 1972 and later 103.5 inch.



JEEP C101/C104- JEEPSTER- COMMANDO

Production: (1966-1973)

Identifying

Characteristics:


Round headlights, Jeep CJ style grille with wide hood thru 1971, 72/73 non-typical, full width grille design Available as full or half cab in either steel or fabric, and as convertible.

Windshield: Flat Glass fixed 59”.

Suspension: Leaf spring suspension, front and rear.

Wheel Bolt Pattern: 5x5.5"

Wheelbase: 101 inch thru 1971, 1972 and 1973 104 inch.



JEEP CJ3B

Production: (1953-1964)

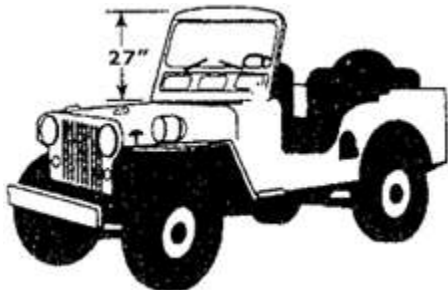
Identifying Characteristics: Flat fenders, with a tall hood 10.5 inches one piece windshield. Bottom mount windshield wipers. Side mounted spare tire.

Windshield Height: 22.5 inches

Suspension: Leaf spring suspension, front and rear.

Wheel Bolt Pattern: 5x5.5"

Wheelbase: 80 inch.



JEEP CJ3A

Production: (1948-1953)

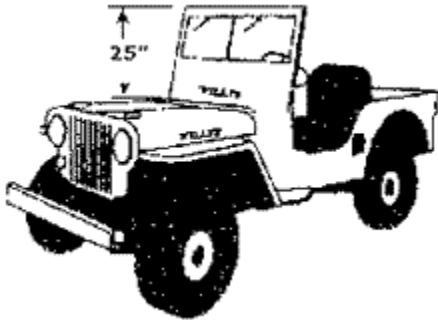
Identifying Characteristics: Flat fenders, one-piece windshield with vent. Bottom mount windshield wipers. Side mounted spare tire.

Windshield Height: 27 inches.

Suspension: Leaf spring suspension, front and rear.

Wheel Bolt Pattern: 5x5.5"

Wheelbase: 80 inch.



JEEP CJ2A

Production: (1946-1948)

Identifying Characteristics: Flat fenders, two-piece swing out windshield. Top mount windshield wipers. Side mounted spare tire.

Windshield Height: 25 inches.

Suspension: Leaf spring suspension, front and rear.

Wheel Bolt

Pattern: 5x5.5"

Wheelbase: 80 inch.