



JOINT FLEET MAINTENANCE MANUAL (JFMM)

COMUSFLTFORCOMINST 4790.3

**VOLUME II
INTEGRATED FLEET MAINTENANCE**

DEPARTMENT OF THE NAVY
COMMANDING OFFICER SUBMEPP
PO BOX 2500
PORTSMOUTH NAVAL SHIPYARD
PORTSMOUTH, NH 03804-2500

JOINT FLEET MAINTENANCE MANUAL
VOLUME II
INTEGRATED FLEET MAINTENANCE
LIST OF EFFECTIVE CHAPTERS

<u>Chapter Number</u>	<u>Change in Effect</u>
Part 1	
1	Change -
2	Change -
3	Change -
4	Change -
Part II	
1	Change -
2	Change -
3	Change -
Part III	
FWD	Change -
1	Change -
2	Change -
3	Change -
4	Change -
5	Change -

JOINT FLEET MAINTENANCE MANUAL
VOLUME II
INTEGRATED FLEET MAINTENANCE
TABLE OF CONTENTS

PART I**CHAPTER 1 - INTRODUCTION**

1.1	Purpose	II-I-1-1
1.2	Scope	II-I-1-1
1.3	Changes and Corrections	II-I-1-2
Appendices		
A	List of Acronyms	II-I-1A-1
B	Glossary of Terms	II-I-1B-1

CHAPTER 2 - MAINTENANCE AND MODERNIZATION PROGRAM

2.1	Purpose	II-I-2-2
2.1.1	Naval Supervisory Authority	II-I-2-2
2.1.2	Lead Maintenance Activity	II-I-2-6
2.1.3	Ship's Responsibility	II-I-2-8
2.2	Maintenance Accomplishment Levels	II-I-2-8
2.2.1	Fleet Maintenance	II-I-2-8
2.2.2	Industrial Maintenance	II-I-2-9
2.3	Reliability Centered Maintenance	II-I-2-9
2.4	Condition Based Maintenance	II-I-2-10
2.4.1	Unrestricted Operations (Submarines Only)	II-I-2-10
2.4.2	Periodic Maintenance Requirements Program (Submarines Only)	II-I-2-10
2.4.3	Material Condition Assessment Feedback Program (Submarines Only)	II-I-2-10
2.4.4	Machinery Condition Analysis (Surface Force Ships and Aircraft Carriers)	II-I-2-11
2.4.5	Ship Assessment, Groom and Evaluation	II-I-2-12
2.4.6	Performance Monitoring Team	II-I-2-12
2.4.7	Command, Control, Communications, Computers and Combat Systems Readiness Assessment Program (Aircraft Carriers Only)	II-I-2-12
2.4.8	Electronic Systems Review (SSBN and SSGN 726 Class Submarines Only)	II-I-2-12
2.5	System or Component Maintenance Programs (Submarines and Aircraft Carriers Only)	II-I-2-13
2.5.1	Advanced Equipment Repair Program (Submarines Only)	II-I-2-13
2.5.2	TRIDENT Planned Equipment Replacement Program (SSBN and SSGN 726 Class Submarines Only)	II-I-2-13

2.5.3	Aircraft Carrier Planned Equipment Replacement Program (Aircraft Carriers Only).....	II-I-2-14
2.5.4	<i>Seawolf</i> Class Rotatable Pool Program	II-I-2-14
2.6	Modernization	II-I-2-14
2.6.1	Navy Modernization Program	II-I-2-14
2.6.2	Types of Ship Changes	II-I-2-15
2.6.3	Navy Data Environment System.	II-I-2-15
2.6.4	Submarine Force Navy Modernization Process	II-I-2-16
2.7	Integrated Fleet Maintenance Management	II-I-2-16
2.7.1	Integrated Fleet Maintenance Management	II-I-2-16
2.7.2	Continuous Maintenance	II-I-2-16
2.8	Technical Assistance	II-I-2-17
2.8.1	Regional Maintenance Center	II-I-2-17
2.8.2	Ship Assessment, Groom and Evaluation	II-I-2-17
2.8.3	Carrier and Field Service Unit.....	II-I-2-17
2.8.4	Elevator Support Unit.....	II-I-2-18
2.8.5	Propulsion Plant Engineering Activity (Aircraft Carriers Only).....	II-I-2-18
2.8.6	Waterfront Corrective Action Program	II-I-2-18
2.8.7	Fleet Maintenance Support Branch (Nuclear Powered Vessels Only).....	II-I-2-18
2.9	Propulsion Plant Material Condition (Aircraft Carriers Only).....	II-I-2-18
2.9.1	Purpose	II-I-2-18
2.9.2	Applicability	II-I-2-19
2.9.3	Ship's Force Requirements.....	II-I-2-19
2.9.4	Type Commander Responsibilities.....	II-I-2-26
2.9.5	Assessing Deficiency Impact and Scheduling Corrective Action	II-I-2-28
2.10	100 Hour Transition Periods (Surface Force Ships Only)	II-I-2-28
2.10.1	Critical Time Period	II-I-2-28
2.10.2	First 100 Hour Plan	II-I-2-28
2.10.3	Final 100 Hour Plan.....	II-I-2-29
Appendices		
A	Material Condition Assessment Process Timeline	II-I-2A-1
B	CVN Propulsion Plant Material Condition Assessments	II-I-2B-1
C	System Certification Checklist for CNO Availability Key Events (Aircraft Carriers Only).....	II-I-2C-1
D	Scope of Visual Inspections of Reactor Plant Fluid Systems.....	II-I-2D-1
E	First 100 Hours for Surface Force Scheduled Availability	II-I-2E-1
F	Final 100 Hours for Surface Force Scheduled Availability	II-I-2F-1

CHAPTER 3 - CHIEF OF NAVAL OPERATIONS SCHEDULED MAINTENANCE AVAILABILITIES

3.1	Purpose	II-I-3-5
3.2	Chief of Naval Operations Scheduled Maintenance Availabilities.....	II-I-3-6
3.2.1	Early Start.....	II-I-3-7

3.2.2	Early Start Concurrence	II-I-3-7
3.2.3	Readiness to Start Availability (Aircraft Carriers and Surface Force Ships Only).....	II-I-3-7
3.3	Maintenance Policies and Procedures	II-I-3-8
3.3.1	Critical Path Jobs.....	II-I-3-8
3.3.2	Work Sequence Schedule.....	II-I-3-8
3.3.3	Milestones.....	II-I-3-8
3.3.4	Production Completion Date	II-I-3-9
3.3.5	Delayed Production Completion Date.....	II-I-3-10
3.3.6	(Surface Force Ships Only) Command, Control, Communications, Computer, Combat Systems, Intelligence Light Off (AEGIS Light Off for AEGIS ships)	II-I-3-10
3.3.7	Memorandum of Agreement	II-I-3-11
3.3.8	Responsibilities.....	II-I-3-12
3.4	Availability Work Package Planning	II-I-3-18
3.4.1	Forces Afloat Planning Sources	II-I-3-18
3.4.2	Forces Afloat Planning Actions.....	II-I-3-20
3.4.3	Availability Work Packages	II-I-3-20
3.5	Availability Planning.....	II-I-3-22
3.5.1	Ship's Force Pre-Planning.....	II-I-3-22
3.5.2	Docking Conference.....	II-I-3-27
3.5.3	Ship's Force Administrative Preparations.....	II-I-3-27
3.5.4	TYCOM AWP Schedule and Documentation Requirements (Surface Force Ships Only).....	II-I-3-28
3.5.5	BAWP or AWP Change Management Process (Surface Force Ships Only).....	II-I-3-29
3.5.6	Modernization (Surface Force Ships Only).....	II-I-3-31
3.6	Availability Execution.....	II-I-3-32
3.6.1	Responsibilities.....	II-I-3-32
3.6.2	Arrival Conference	II-I-3-36
3.6.3	Routine Meetings and Conferences.....	II-I-3-37
3.6.4	Assist Ship's Force Funds	II-I-3-39
3.6.5	Integrated Logistics Overhaul	II-I-3-39
3.6.6	Ship's Selected Records	II-I-3-41
3.6.7	New Work	II-I-3-42
3.6.8	Trials, Inspections and Crew Certification.....	II-I-3-43
3.7	Completion of Availability.....	II-I-3-92
3.8	Availability Completion Departure Conference	II-I-3-92
3.9	Post Availability	II-I-3-93
3.9.1	Completed Availability Work Package	II-I-3-93
3.9.2	End-of-Cycle Analysis (Surface Force Ships Only)	II-I-3-93
3.9.3	Post-Availability Analysis (Surface Force Ships Only).....	II-I-3-93
3.10	Baseline Availability Work Package Close-Out (Surface Force Ships Only)	II-I-3-93

3.10.1	Fleet Readiness Plan Maintenance Cycle BAWP Close-Out.....	II-I-3-93
3.10.2	BAWP Close-Out Verification and Assessment Meeting.....	II-I-3-93

Appendices

A	Typical CNO Availability Planning Milestones (Submarines Only).....	II-I-3A-1
B	Typical CNO Availability Planning Milestones (Surface Force Ships Only).....	II-I-3B-1
C	Typical CNO Availability Planning Milestones (Aircraft Carriers Only).....	II-I-3C-1
D	Suggested Guidelines for Forces Afloat Review of Availability Work Packages	II-I-3D-1
E	Monitoring Procedures (Surface Force Ships and Aircraft Carriers).....	II-I-3E-1
F1	SITREP/Progress Report (Aircraft Carriers Only).....	II-I-3F-1
F2	SITREP/Progress Report (Surface Force Ships Only)	II-I-3F-3
G	Sample New Work Forwarding Letter and Index	II-I-3G-1
H	Suggested Message Format for a New Work Candidate.....	II-I-3H-1
I	Minimum Dock Trials Requirements (Surface Force Ships and Aircraft Carriers)	II-I-3I-1
J	Minimum Fast Cruise Requirements (Surface Force Ships and Aircraft Carriers).....	II-I-3J-1
K	Minimum Tests to be Performed During Sea Trials (Surface Force Ships and Aircraft Carriers).....	II-I-3K-1
L	Minimum Dock Trials Requirements (Submarines Only)	II-I-3L-1
M	Minimum Fast Cruise Requirements (Submarines Only)	II-I-3M-1
N	Minimum Sea Trials Requirements for Chief of Naval Operations Availabilities Less Than Six Months Duration (Submarines Only).....	II-I-3N-1
O	Minimum Sea Trials Requirements for Chief of Naval Operations Availabilities Greater Than Six Months Duration (Submarines Only)....	II-I-3O-1
P	Summary of Significant Post Repair Sea Trial Requirements (Submarines Only).....	II-I-3P-1
Q	Applicable RMC Availability Completion Certification Sheet (Surface Force Ships Only).....	II-I-3Q-1
R	Availability Quality Management Plan (QMP) (Surface Force Ships Only).....	II-I-3R-1

SAMPLE MESSAGES FOR CNO SCHEDULED AVAILABILITIES (SURFACE FORCE SHIPS ONLY)

AA	Sample Ship's Request for Permission to Commence Fast Cruise (Surface Force Ships and Aircraft Carriers)	II-I-3AA-1
AB	Sample Ship's Report of Fast Cruise Completion (Surface Force Ships and Aircraft Carriers)	II-I-3AB-1
AC	Sample Supervising Authority Readiness for Sea Trial Message (Surface Force Ships and Aircraft Carriers)	II-I-3AC-1
AD	Sample Prime Contractor Availability Key Event Readiness Certification Memorandum (Surface Force Ships Only).....	II-I-3AD-1
AE	Sample Fleet Maintenance Activity Availability Key Event Readiness Certification Memorandum (Surface Force Ships Only)	II-I-3AE-1

AF	Sample Naval Shipyard Availability Key Event Readiness Certification Memorandum (Surface Force Ships Only).....	II-I-3AF-1
AG	Sample Alteration Installation Team Availability Key Event Readiness Certification Memorandum (Surface Force Ships Only)	II-I-3AG-1
AH	Sample Ship's Force Availability Key Event Readiness Certification Memorandum (Surface Force Ships Only).....	II-I-3AH-1
AI	Sample Quality Assurance Availability Key Event Readiness Certification Memorandum (Surface Force Ships Only)	II-I-3AI-1
AJ	Sample Final Availability Key Event Readiness Certification Memorandum (Surface Force Ships Only).....	II-I-3AJ-1
AK	Branding Category (CAT) A Change Deferral Process (Surface Force Ships Only).....	II-I-3AK-1
AL	BAWP Change Deferral Request (SAMPLE).....	II-I-3AL-1
AM	Availability Planning Conference Agenda Sample (Surface Force Ships Only).....	II-I-3AM-1
AN	BAWP Work Item Branding Categories (Surface Force Ships Only) ..	II-I-3AN-1
AO	BAWP to AWP Process (Surface Force Ships Only)	II-I-3AO-1
SAMPLE MESSAGES FOR CNO SCHEDULED AVAILABILITIES OF LESS THAN SIX MONTHS IN DURATION (SUBMARINES ONLY)		
BA	Sample TYCOM Message Concerning Escort Services	II-I-3BA-1
BB	Sample ISIC Message to TYCOM Concerning Crew Certification and Material Condition for Fast Cruise and Sea Trials.....	II-I-3BB-1
BC	Major Trial and Inspection Milestones.....	II-I-3BC-1
BD	Sample TYCOM Message to Ship Concerning Sea Trials Depth Authorization.....	II-I-3BD-1
BE	Sample Ship Message to TYCOM Concerning Readiness for Follow-On Sea Trials	II-I-3BE-1
BF	Sample ISIC Message to TYCOM Concerning Material Certification for Follow On Sea Trials.....	II-I-3BF-1
BG	Sample TYCOM Message to Ship Concerning Follow-On Sea Trials Depth Authorization	II-I-3BG-1
BH	Sample Ship Message to ISIC Concerning Readiness for Fast Cruise ..	II-I-3BH-1
BI	Sample ISIC Message to Ship Authorizing Commencement of Fast Cruise.....	II-I-3BI-1
BJ	Sample Ship Message to ISIC and TYCOM Concerning Readiness for Sea Trials	II-I-3BJ-1
BK	Sample ISIC Message to TYCOM Concerning Final Material Certification Prior to Sea Trials.....	II-I-3BK-1
BL	Sample Ship Message to ISIC and TYCOM Concerning Material Certification Upon Completion of Sea Trials.....	II-I-3BL-1
BM	Submarine Sea Trial Situation Report (SITREP).....	II-I-3BM-1
BN	Sample Message Concerning Mod Alert Notification	II-I-3BN-1
BO	Sample TYCOM Message to Ship Concerning URO	II-I-3BO-1
BP	Message Scenario for CNO Availabilities of Less than Six Months in Duration.....	II-I-3BP-1

BQ	Sample ISIC Message to TYCOM Concerning Fly-By-Wire Crew Certification and Fly-By-Wire Material Condition for At-Sea Testing or Fast Cruise and Sea Trials.....	II-I-3BQ-1
BR	Sample TYCOM Message to Ship Concerning Authorization to Use Fly-By-Wire Ship Control Systems.....	II-I-3BR-1
BS	Sample ISIC Message to TYCOM Concerning Fly-By-Wire Material Certification Upon Completion of At-Sea Testing or Sea Trials	II-I-3BS-1
BT	Sample TYCOM Message to Ship Concerning URO for Fly-By-Wire Ship Control Systems	II-I-3BT-1
SAMPLE MESSAGES FOR CNO SCHEDULED AVAILABILITIES OF GREATER THAN SIX MONTHS DURATION (SUBMARINES ONLY)		
CA	Sample SRDRS Support Services Message	II-I-3CA-1
CB	Sample ISIC Message to TYCOM Concerning Crew Certification	II-I-3CB-1
CC	Major Trial and Inspection Milestones.....	II-I-3CC-1
CD	Sample TYCOM Message to Ship Concerning Completion Prerequisites	II-I-3CD-1
CE	Sample TYCOM Message to NAVSEA Concerning Fast Cruise and Critical Reactor Operations	II-I-3CE-1
CF	Sample TYCOM Message to Ship Concerning Sea Trials Depth Authorization.....	II-I-3CF-1
CG	Sample TYCOM Message to Ship Concerning URO	II-I-3CG-1
CH	Sample ISIC Message to TYCOM Concerning Material Certification Prior to Sea Trials.....	II-I-3CH-1
CI	Sample ISIC Message to TYCOM Concerning Material Certification upon Completion of Sea Trials	II-I-3CI-1
CJ	Sample Ship Message to TYCOM Concerning Readiness for Fast Cruise	II-I-3CJ-1
CK	Sample Ship Message to TYCOM Concerning Readiness for Sea Trials	II-I-3CK-1
CL	Sample TYCOM Message Concerning Resumption of Sea Trials Completion Prerequisites.....	II-I-3CL-1
CM	Sample ISIC Message to TYCOM Concerning Material Certification for Follow-On Sea Trials	II-I-3CM-1
CN	Sample Ship Message to TYCOM Concerning Readiness for Follow-On Sea Trials	II-I-3CN-1
CO	Sample TYCOM Message to Ship Concerning Follow-On Sea Trials Depth Authorization	II-I-3CO-1
CP	Reserved for Future Use	II-I-3CP-1
CQ	Sample Message Concerning Mod Alert Notification	II-I-3CQ-1
CR	Message Scenario for CNO Availabilities of Greater than Six Months in Duration	II-I-3CR-1
CS	Sample NAVSEA Message to TYCOM Concerning Fly-By-Wire Ship Control Systems Material Condition Readiness for Sea Trials.....	II-I-3CS-1
CT	Sample TYCOM Message to Ship Concerning Authorization to Use Fly-By-Wire Ship Control Systems.....	II-I-3CT-1

CU	Sample ISIC Message to TYCOM Concerning Fly-By-Wire Material Certification Upon Completion of At-Sea Testing or Sea Trials	II-I-3CU-1
CV	Sample TYCOM Message to Ship Concerning URO for Fly-By-Wire Ship Control Systems	II-I-3CV-1

CHAPTER 4 - FLEET MAINTENANCE AVAILABILITIES

4.1	Purpose	II-I-4-2
4.2	Definitions	II-I-4-3
4.2.1	Fleet Maintenance Activity	II-I-4-3
4.2.2	Lead Maintenance Activity	II-I-4-3
4.2.3	Executing Activity	II-I-4-3
4.2.4	Business Case Analysis	II-I-4-3
4.2.5	Planning Board for Maintenance	II-I-4-3
4.2.6	Maintenance and Modernization Business Plan	II-I-4-3
4.2.7	Immediate Superior In Command	II-I-4-4
4.3	Fleet Maintenance Availabilities	II-I-4-4
4.3.1	Ship's Force Upkeep	II-I-4-4
4.3.2	Scheduled Continuous Maintenance Availability	II-I-4-4
4.3.3	Major Maintenance Period	II-I-4-5
4.3.4	Unscheduled Continuous Maintenance Availability	II-I-4-5
4.3.5	Emergent Availability	II-I-4-5
4.4	Common Elements	II-I-4-5
4.4.1	Responsibilities	II-I-4-5
4.4.2	Submission of Work Candidates	II-I-4-8
4.4.3	Critical Jobs	II-I-4-8
4.4.4	Integrated Work Schedule	II-I-4-9
4.4.5	Technical Assistance and Assessment	II-I-4-9
4.4.6	Late Work and Scope Control	II-I-4-9
4.4.7	Memorandum of Agreement	II-I-4-10
4.4.8	Radiological Controls	II-I-4-10
4.4.9	Ship to Shop Material Control	II-I-4-10
4.4.10	Shipchecks	II-I-4-10
4.4.11	Lead Maintenance Activity Daily Production Meeting	II-I-4-10
4.4.12	Lead Maintenance Activity Progress Review	II-I-4-11
4.4.13	100 Hour Transition Periods (Submarines Only)	II-I-4-12
4.5	Ship's Force Upkeep	II-I-4-13
4.5.1	Upkeep Work Planning	II-I-4-13
4.5.2	Ship's Force Upkeep Work Execution	II-I-4-14
4.5.3	Ship's Force Upkeep Work Completion	II-I-4-14
4.6	Scheduled Continuous Maintenance Availability	II-I-4-14
4.6.1	Scheduled Continuous Maintenance Availability Planning	II-I-4-14
4.6.2	Continuous Maintenance Availability Execution	II-I-4-20
4.6.3	Continuous Maintenance Availability Completion Procedures	II-I-4-20
4.6.4	Hot Wash and Lessons Learned	II-I-4-23

4.6.5	Maintenance Management Performance Goals (Submarine Tenders only)	II-I-4-23
4.7	Major Maintenance Period	II-I-4-26
4.7.1	Major Maintenance Period Planning	II-I-4-27
4.7.2	Major Maintenance Period Execution	II-I-4-33
4.7.3	Major Maintenance Period Completion Procedures.....	II-I-4-34
4.7.4	Hot Wash and Lessons Learned	II-I-4-36
4.7.5	Activity Performance Summary	II-I-4-37
4.8	Year Long Continuous Maintenance.....	II-I-4-37
4.8.1	Year Long Continuous Maintenance Planning.....	II-I-4-37
4.8.2	Year Long Continuous Maintenance Work Execution	II-I-4-37
4.8.3	Continuous Maintenance Completion	II-I-4-37
4.9	Emergent Availability	II-I-4-37
4.9.1	Emergent Availability Planning	II-I-4-38
4.9.2	Work Execution.....	II-I-4-38
4.9.3	Availability Completion	II-I-4-38
4.10	Interim Drydocking or Pre-Inactivation Restricted Availabilities	II-I-4-38
4.10.1	Type Commander or Immediate Superior In Command (Group or Squadron) Responsibilities	II-I-4-38
4.10.2	Certification Availabilities (Less Than Six Months) (Submarines Only)	II-I-4-39
4.10.3	Operating Depth Policy	II-I-4-42
4.10.4	Propulsion Plant Tests (If Required)	II-I-4-42
4.10.5	Phase II Crew and Material Condition Inspection	II-I-4-42
4.10.6	Pre-Critical Inspections	II-I-4-42
4.10.7	Dock Trials	II-I-4-43
4.10.8	Fast Cruise	II-I-4-43
4.10.9	Sea Trials	II-I-4-44
4.10.10	Interrupted Sea Trials	II-I-4-46

Appendices

A	Sample Message to TYCOM from ISIC Requesting Concurrence to Defer, Delete or Shorten a Scheduled CMAV	II-I-4A-1
B	Sample TYCOM Message Concerning Escort Services for IDD or PIRA Availabilities.....	II-I-4B-1
C	Suggested Format for a Message Work Candidate	II-I-4C-1
D	Business Case Analysis Tool.....	II-I-4D-1
E1	Availability Key Event List.....	II-I-4E-1
E2	CMAV Key Event Codes	II-I-4E-3
F	Availability Planning Message (Submarines Only)	II-I-4F-1
G	Final 100 Hours for Scheduled CMAV	II-I-4G-1
H1	Availability Milestone Schedule (SSNs and SSGNs Only)	II-I-4H-1
H2	Availability Milestone Schedule (SSBNs Only)	II-I-4H-7
H3	Availability Milestone Schedule (SSGNs Only).....	II-I-4H-9
I	Availability Planning Response Message (Submarines Only).....	II-I-4I-1

J	Major Trial and Inspection Milestones for IDD and PIRA Availabilities.....	II-I-4J-1
K	Sample ISIC Message to TYCOM Concerning Crew Certification and Material Condition for Fast Cruise and Sea Trials for IDD or PIRA Availabilities.....	II-I-4K-1
L	Sample Ship Message to ISIC and TYCOM Concerning Material Certification Upon Completion of Sea Trials for IDD or PIRA Availabilities.....	II-I-4L-1
M	Dock Trials Guidelines for IDD or PIRA Availabilities	II-I-4M-1
N	Fast Cruise Requirements for IDD or PIRA Availabilities	II-I-4N-1
O	Sample ISIC Message to TYCOM Concerning Final Material Certification Prior to Sea Trials for IDD or PIRA Availabilities.....	II-I-4O-1
P	Sample TYCOM Message to Ship Concerning Sea Trials Depth Authorization for IDD or PIRA Availabilities	II-I-4P-1
Q	Minimum Sea Trials Requirements for IDD or PIRA Availabilities.....	II-I-4Q-1
R	Submarine Sea Trial Situation Report (SITREP).....	II-I-4R-1
S	Sample TYCOM Message to Ship Concerning URO for IDD or PIRA Availabilities.....	II-I-4S-1
T	Sample Ship Message to TYCOM Concerning Readiness for Follow-On Sea Trials for IDD or PIRA Availabilities.....	II-I-4T-1
U	Sample ISIC Message to TYCOM Concerning Material Certification for Follow-On Sea Trials in Cases Where a Previous Sea Trial was Aborted or Corrective Actions for Sea Trial Deficiencies Require an Additional Deep Dive for IDD or PIRA Availabilities	II-I-4U-1
V	Sample TYCOM Message to Ship Concerning Follow-On Sea Trials Depth Authorization for IDD or PIRA Availabilities	II-I-4V-1
W	Sample Ship Message to ISIC Concerning Readiness for Fast Cruise for IDD or PIRA Availabilities	II-I-4W-1
X	Sample ISIC Message to Ship Authorizing Commencement of Fast Cruise for IDD or PIRA Availabilities.....	II-I-4X-1
Y	Sample Ship Message to ISIC and TYCOM Concerning Readiness for Sea Trials for IDD or PIRA Availabilities	II-I-4Y-1

PART II

CHAPTER 1 - SHIP MAINTENANCE VALIDATION, SCREENING AND BROKERING

1.1	Purpose.....	II-II-1-1
1.2	Maintenance	II-II-1-1
1.2.1	Regional Maintenance Centers.....	II-II-1-1
1.2.2	Maintenance Team	II-II-1-1
1.2.3	Class Maintenance Plan.....	II-II-1-1
1.3	Work Candidates	II-II-1-2
1.3.1	Current Ship's Maintenance Project Composition	II-II-1-2
1.3.2	Requirements	II-II-1-2
1.3.3	Elements	II-II-1-3

1.3.4	Guidelines.....	II-II-1-4
1.3.5	Validation.....	II-II-1-5
1.3.6	Verification.....	II-II-1-5
1.4	Screening and Brokering.....	II-II-1-5
1.4.1	Screening and Brokering Work Candidates.....	II-II-1-5
1.4.2	Screening and Brokering.....	II-II-1-6
1.4.3	Key Data.....	II-II-1-6
1.4.4	Guidelines.....	II-II-1-7
1.4.5	Additional Requirements for Scheduled Mandatory Tasks Pushed by CMP.....	II-II-1-8
1.5	Assessments.....	II-II-1-11
1.5.1	Maintenance Team.....	II-II-1-11
1.5.2	Type Commander.....	II-II-1-11
Appendices		
A	Availability Creation and Numbering.....	II-II-1A-1

CHAPTER 2 - SURFACE SHIP AND AIRCRAFT CARRIER WORK PACKAGE PREPARATION

2.1	Purpose.....	II-II-2-1
2.1.1	Prorated Business Rules.....	II-II-2-1
2.1.2	Responsibilities.....	II-II-2-1
2.2	Scope.....	II-II-2-2
2.3	Executing Activity Planning.....	II-II-2-2
2.4	Master Specification Catalog.....	II-II-2-2
2.4.1	Work Package Preparation.....	II-II-2-2
2.4.2	Use of the Master Specification Catalog.....	II-II-2-3
2.4.3	Central Planning Activities.....	II-II-2-3
2.4.4	General Process.....	II-II-2-4
2.4.5	Common Business Rules.....	II-II-2-5
2.4.6	Prorate Information.....	II-II-2-5
2.5	Milestones.....	II-II-2-7
2.5.1	Milestone Compliance.....	II-II-2-9
2.5.2	Committed Work at 80% Lock.....	II-II-2-9
2.5.3	Committed Work at 100% Lock.....	II-II-2-9
2.5.4	Automate Work Request Screening.....	II-II-2-9
2.5.4	Flow Metric.....	II-II-2-10
2.6	Continuous Maintenance Availabilities.....	II-II-2-10
2.6.1	Continuous Maintenance Availability Types.....	II-II-2-11
2.6.2	Continuous Maintenance Availability Business Rules.....	II-II-2-11
2.6.3	Continuous Maintenance Availability Applicability.....	II-II-2-15
2.6.4	Work Included in Continuous Maintenance Availabilities.....	II-II-2-15
2.6.5	Concurrent Continuous Maintenance Availabilities.....	II-II-2-15

2.6.6	Ship Movement During a Continuous Maintenance Availability	II-II-2-16
2.6.7	Continuous Maintenance Availability Metrics.....	II-II-2-16
2.6.8	Continuous Maintenance Availability Late Work Premium (XAZ only)	II-II-2-16
2.6.9	Continuous Maintenance Planning.....	II-II-2-17
2.7	Advance Planning Status Messages	II-II-2-17
2.7.1	Work Package Execution Review	II-II-2-17
2.7.2	Monthly Execution Planning Status Reporting	II-II-2-17
2.8	Maintenance Teams Executing Maintenance with Firm Fixed Price Contracts	II-II-2-17

Appendices

A	Prorate Items with Explanations.....	II-II-2A-1
B	Master Specification Catalog Maintenance Office Guidelines	II-II-2B-1
C	Surface Ship Prorate Process.....	II-II-2C-1
D1	Cost Surface Ship Availability Milestones.....	II-II-2D-1
D2	Fixed Price Surface Ship Availability Milestones.....	II-II-2D-27
E	Aircraft Carrier Navy Modernization Process Milestones	II-II-2E-1
F	Planning Priority Matrix.....	II-II-2F-1
G	Depot Planning Priority Schedule (PSIA).....	II-II-2G-1
H1	Process Flowchart Firm Fixed Price CNO Availability	II-II-2H-1
H2	Process Flowchart Firm Fixed Price CMAV or Emergency Availability	II-II-2H-2
H3	Process Flowchart Firm Fixed Price PSIA CNO Availability	II-II-2H-3
H4	Process Flowchart Firm Fixed Price PSIA CMAV Availability.....	II-II-2H-4

CHAPTER 3 - MAINTENANCE WORK CLOSEOUT

3.1	Purpose	II-II-3-1
3.2	Scope	II-II-3-1
3.3	Background	II-II-3-1
3.4	Work Closeout Procedures.....	II-II-3-1
3.4.1	Depot Maintenance Activity Responsibilities	II-II-3-1
3.4.2	Fleet Maintenance Activity Responsibilities.....	II-II-3-2
3.4.3	Maintenance Team Responsibilities.....	II-II-3-3

PART III

FOREWORD - MISSION FUNDED FLEET MAINTENANCE ACTIVITIES

1.1	Purpose	II-III-FWD-1
1.2	Scope	II-III-FWD-1
1.2.1	Applicability	II-III-FWD-1
1.2.2	Authority.....	II-III-FWD-1
1.3	Organization	II-III-FWD-1
1.3.1	Basic Principles for Costing Maintenance	II-III-FWD-1

1.3.2	Special Requirements Associated with Maintenance Costing	II-III-FWD-2
1.4	Benefits of Capturing Costs	II-III-FWD-2

CHAPTER 1 - UNIFORM COSTING POLICIES AND PROCEDURES FOR FLEET MAINTENANCE ACTIVITIES

1.1	Purpose	II-III-1-1
1.2	Uniform Costing Policies and Procedures	II-III-1-1
1.2.1	Function	II-III-1-1
1.2.2	Classification	II-III-1-1
1.2.3	Uniformity	II-III-1-1
1.2.4	Control	II-III-1-1
1.2.5	Proration	II-III-1-1
1.2.6	Unique or New Requirements	II-III-1-1
1.2.7	Performance	II-III-1-2
1.2.8	Direct Cost Basic Definition	II-III-1-2
1.2.9	Mission Overhead Costs Basic Definition	II-III-1-2

CHAPTER 2 - DETAILED COSTING GUIDANCE FOR FLEET MAINTENANCE ACTIVITIES

2.1	Purpose	II-III-2-1
2.2	Types of Costs	II-III-2-1
2.2.1	Accommodation Storage and Handling	II-III-2-1
2.2.2	Administrative Assistance to Managers and Supervisors	II-III-2-2
2.2.3	Administrative Services for Tenants	II-III-2-2
2.2.4	Allowance List Outfit Material Items - Outfit Supply Activity Furnished Material	II-III-2-2
2.2.5	Issue and Return of Anti-Contamination Clothing	II-III-2-2
2.2.6	Funding Support of Board of Inspection and Survey	II-III-2-2
2.2.7	Calibration of Instruments	II-III-2-3
2.2.8	Clerical and Office Automation Staff	II-III-2-3
2.2.9	Administration and Review of Contractor Work	II-III-2-3
2.2.10	Crane Operators	II-III-2-3
2.2.11	Special Test and Certification of Cranes	II-III-2-4
2.2.12	Continuous Process Improvement	II-III-2-4
2.2.13	Data Processing Resources	II-III-2-4
2.2.14	Decontamination of Equipment and Tools	II-III-2-5
2.2.15	Delay Time	II-III-2-5
2.2.16	Dive Lockers	II-III-2-5
2.2.17	Dosimetry Issuing and Processing	II-III-2-6
2.2.18	Drills - Conducting and Participation	II-III-2-7
2.2.19	Dry Dock Blocks and Dock Caps	II-III-2-7
2.2.20	Dry Dock Operation	II-III-2-7
2.2.21	Preparation of Engineering Procedures for Specific Authorized Work ...	II-III-2-7
2.2.22	Equipment Maintenance	II-III-2-7

2.2.23	Equipment Rental	II-III-2-8
2.2.24	Disposal of Excess Plant Property	II-III-2-8
2.2.25	Fuel	II-III-2-9
2.2.26	Guarantee Work.....	II-III-2-9
2.2.27	Incentive Awards Program for Civilian and Military Personnel Assigned to the Activity	II-III-2-9
2.2.28	Inspection, Including Non-Destructive Testing	II-III-2-9
2.2.29	Inspection Services	II-III-2-10
2.2.30	Installation of Equipment	II-III-2-10
2.2.31	Janitorial Services and Work Area Clean-Up	II-III-2-11
2.2.32	Laundry Service.....	II-III-2-11
2.2.33	Lean	II-III-2-11
2.2.34	Lost and Damaged Tools	II-III-2-12
2.2.35	Lost Time.....	II-III-2-12
2.2.36	Upkeep of Maintenance Equipment	II-III-2-12
2.2.37	Maintenance of Nuclear Equipment	II-III-2-12
2.2.38	Management and Industrial Engineering Studies	II-III-2-12
2.2.39	Material Handling and Expediting	II-III-2-13
2.2.40	Fitness for Duty Medical Examination.....	II-III-2-13
2.2.41	Metal Stock Cutting (Bar, Pipe, Plate, Cable, etc.)	II-III-2-14
2.2.42	Acquisition of Minor Property	II-III-2-14
2.2.43	Miscellaneous Expenses of the Production Resources Department Shops	II-III-2-14
2.2.44	Mock-Up Work	II-III-2-14
2.2.45	Pilot and Tug Service	II-III-2-15
2.2.46	Planning and Estimating Services	II-III-2-15
2.2.47	Acquisition of Plant Property Equipment.....	II-III-2-16
2.2.48	Pollutant Clean-Up	II-III-2-16
2.2.49	Pre-Expended Bins	II-III-2-17
2.2.50	Printing, Reproduction and Duplication.....	II-III-2-17
2.2.51	Programming Effort for Numerically-Controlled Machines	II-III-2-17
2.2.52	Purchase of Gas, Liquid or Solid.....	II-III-2-17
2.2.53	Radiological Control Engineering.....	II-III-2-17
2.2.54	Radiological Waste Processing	II-III-2-18
2.2.55	Refueling Equipment.....	II-III-2-18
2.2.56	Ripout Material.....	II-III-2-19
2.2.57	Satellite Steam Boiler	II-III-2-19
2.2.58	Security Furnished by the Fleet Maintenance Activity	II-III-2-19
2.2.59	Service Craft and Floating Equipment (Other than Nuclear)	II-III-2-19
2.2.60	Services in Support of Centralized Tools and Equipment.....	II-III-2-19
2.2.61	Temporary Service	II-III-2-20
2.2.62	Severance Pay.....	II-III-2-21
2.2.63	Special Programs (External/Claimant Authorized)	II-III-2-21
2.2.64	Supervision	II-III-2-21
2.2.65	Consumable Supplies	II-III-2-21
2.2.66	Operation and Maintenance of Tank Cleaning System.....	II-III-2-22

2.2.67	Telephone Services.....	II-III-2-22
2.2.68	Issue of Uncontaminated and Contaminated On Return Tools	II-III-2-22
2.2.69	Training of Personnel	II-III-2-23
2.2.70	Traumatic Injuries - Continuation of Pay	II-III-2-24
2.2.71	Utilities for Ships.....	II-III-2-24

CHAPTER 3 - UNIFORM COSTING POLICIES AND PROCEDURES RESPONSIBILITIES

3.1	Direct and Indirect Cost Identification Functions and Tasks Overview	II-III-3-1
3.2	Organizational Relationships for Financial Management of Maintenance Activities.....	II-III-3-1
3.2.1	General	II-III-3-1
3.2.2	Chief of Naval Operations.....	II-III-3-1
3.2.3	Systems Commands.....	II-III-3-2
3.2.4	Naval Sea Systems Command.....	II-III-3-2
3.2.5	The Atlantic and Pacific Fleets.....	II-III-3-2
3.2.6	Type Commanders.....	II-III-3-3
3.2.7	Regional Maintenance Centers and Fleet Maintenance Activities.....	II-III-3-3
3.2.8	User Commands or Activities (Users).....	II-III-3-4
3.2.9	Naval Inactive Ship Maintenance Facilities	II-III-3-4
3.2.10	Naval Reserve Force Vessels	II-III-3-4
3.2.11	Foreign Governments	II-III-3-4
3.2.12	Private Companies - Demilitarizing and Stripping	II-III-3-5
3.3	Standards of Conduct	II-III-3-5

Appendices

A	Foreign Ship Repair Request.....	II-III-3A-1
B	Foreign Ship Repair Reply	II-III-3B-1

CHAPTER 4 - RETENTION OF FINANCIAL RECORDS

4.1	Purpose	II-III-4-1
4.2	General	II-III-4-1
4.2.1	Maintenance Cost Record Requirements	II-III-4-1
4.2.2	Record Retention in General	II-III-4-2
4.3	Immediate Superior In Command Record Retention.....	II-III-4-2
4.3.1	Financial Record Retention	II-III-4-2
4.3.2	Inspection Record Retention	II-III-4-2
4.3.3	Command Evaluation and Independent Audit Record Retention	II-III-4-2
4.3.4	Assessments, Evaluations and Audits	II-III-4-2
4.3.5	Training	II-III-4-3
4.4	Fleet Maintenance Activity Financial Management Record Retention	II-III-4-3
4.5	Lost Records.....	II-III-4-3

CHAPTER 5 - FINANCIAL AUDITS, EVALUATIONS AND ASSESSMENTS

5.1	Purpose	II-III-5-1
5.2	General	II-III-5-1
5.2.1	Audits	II-III-5-1
5.2.2	Evaluation.....	II-III-5-2
5.2.3	Assessments.....	II-III-5-2
5.2.4	Key Elements of an Effective Command Evaluation Review.....	II-III-5-2
5.2.5	Record Retention	II-III-5-2
5.3	Responsibilities and Procedures.....	II-III-5-3
5.3.1	Fleet Maintenance Activity Audit and Evaluation Program	II-III-5-3
5.3.2	Management Metrics for Direct Versus Indirect Costing	II-III-5-4
5.3.3	Immediate Superior In Command Financial Management Assessments and Audits.....	II-III-5-5
5.4	Reporting Audit Results and Corrective Action	II-III-5-6
5.4.1	Reporting Requirements for External Audits and Assessments.....	II-III-5-6
5.4.2	Correcting Deficiencies in Job Order Numbers or Financial Records	II-III-5-7
5.4.3	Assessments, Evaluations and Audits	II-III-5-7
Appendices		
A	Vertical Audits.....	II-III-5A-1
B	Horizontal Audits	II-III-5B-1
C	Checklist for Evaluating Direct Versus Indirect Costing.....	II-III-5C-1
D	Financial Management Audit Discrepancy Form.....	II-III-5D-1
E	Financial Management Discrepancy Form.....	II-III-5E-1

VOLUME II
PART I
CHAPTER 1
INTRODUCTION

REFERENCES.

- (a) OPNAVLTR 4700 - Representative Intervals, Durations, Maintenance Cycles, and Repair Mandays for Depot Level Maintenance Availabilities of U.S. Navy Ships
- (b) OPNAVINST 4780.6 - Policy for Administering Service Craft and Boats in the U.S. Navy
- (c) OPNAVINST 4700.7 - Maintenance Policy for U.S. Naval Ships
- (d) OPNAVINST 3120.32 - Standard Organization and Regulations of the U.S. Navy
- (e) NAVSEAINST C9094.2 - Submarine Valve Operation Requirements for Builders and Post-Overhaul Sea Trial Test Dives
- (f) COMLANTFLTINST 5400.2 - U.S. Atlantic Fleet Regulations
- (g) COMPACFLTINST 5400.3 - U.S. Pacific Fleet Regulations
- (h) NAVSEAINST 4790.8/OPNAVINST 4790.4 - Ships' Maintenance and Material Management (3-M) Manual
- (i) SSPINST 4720.1 - Policies and Procedures for Alteration of Strategic Weapon System Equipment

LISTING OF APPENDICES.

- A List of Acronyms
- B Glossary of Terms

1.1 PURPOSE. The purpose of this volume is:

- a. To provide guidance for implementing and executing the management of an integrated fleet maintenance process for all Navy ships throughout their life cycle. This includes establishing policies and responsibilities for determining, authorizing, planning, scheduling, performing and evaluating maintenance of ships, to ensure quality, safety and maximum operational and material readiness. References (a) through (i) **must** be used in conjunction with this volume in establishing an effective maintenance program.
- b. To outline current maintenance process policies and responsibilities for all maintenance availabilities and delineate programs and associated data management systems required for accomplishing this maintenance.

1.2 SCOPE.

- a. This volume applies to all ships of the Navy (active and reserve); it does not apply to civilian operated ships assigned to the Military Sealift Command. Throughout this manual, the term "ship" refers to all surface ships, aircraft carriers, submarines and those patrol and service craft specified in reference (a). Reference (b) provides policy and guidance for maintenance of service craft and boats not addressed in reference (c).

- b. The Foreword of this manual contains a master list of references. These references are arranged in alphanumeric order to facilitate the ordering of documents. References used in specific chapters are listed at the beginning of that chapter. Appendices A and B of this chapter contain a list of acronyms and glossary of terms used in this specific volume.
- c. Equipment under the cognizance of Naval Sea Systems Command Nuclear Propulsion Directorate (NAVSEA 08) is maintained **following** NAVSEA 08 directives.
- d. Nuclear-Powered Ballistic Missile Submarine (SSBN) Strategic Weapon System (SWS) and Nuclear-Powered Guided Missile Submarine (SSGN) Attack Weapons Systems (AWS) equipment under the cognizance of Strategic Systems Programs (SSP) is operated, maintained, modified or modernized **following** approved SSP directives, instructions, **or both**.
 - (1) Reference (i) defines policies, controls, processes and procedures for the accomplishment of all SSP Alterations (SPALT) issued by the Director, Strategic Systems Programs for all SSP cognizant equipment on both SSBNs and SSGNs. Reference (i) further defines the methodology and processes to plan, document, coordinate, install, and test SWS **hardware**, AWS hardware, software and modernization SPALTs.
 - (2) Adherence to reference (i) ensures that all related or affected Equipment, Fleet Documentation, Training, Logistic and Maintenance functions under the cognizance of SSP are fully integrated as part of the SPALT. Only SSP authorized SWS **or** AWS SPALTs are installed on SSBNs and SSGNs.
 - (3) Applicable and required local support services such as Crane, Riggers, Power Isolation, Tag-Out, Hazardous Material, Quality Assurance, Critical Skill requirements, etc., for the conduct of a SPALT **must** be identified within the Director, Strategic Systems Programs SPALT document, related Ordnance Document, or SPALT installation pre-briefings (as appropriate). This information **must** be communicated **and** provided to all involved and affected local activities **following** the SPALT process no later than forty-five (45) days prior to the conduct of a SPALT, as outlined and defined within reference (i).
 - (4) An SSP Contractor **or** Government Team **will** provide the required operational and engineering support for all SPALT, Maintenance and Repair Activities to SWS **or** AWS equipment under the cognizance of SSP. The respective responsibilities of SSP Contractor **or** Government Teams, the Fleet Maintenance Activity and other local Commands for the execution of the SSP SPALT program **will** be documented in an overarching Memorandum of Agreement in order to define areas of responsibility for all activities involved in the accomplishment of authorized alterations in a timely, efficient, and coordinated manner.

1.3 CHANGES AND CORRECTIONS. Changes and corrections will be issued as required. Comments and suggestions for improving or changing this volume are invited. Address comments, recommendations, and requested changes to Submarine Maintenance Engineering, Planning and Procurement (SUBMEPP) Activity utilizing the change request form located in the

front of this manual. If changes are submitted in electronic format, facsimile or E-mail, each change request **must** contain the information required on the change request form.

APPENDIX A

LIST OF ACRONYMS

2-Kilo (2K)	3-M Maintenance Action Form
3-M	Maintenance and Material Management
A&I	Alteration and Improvement
ACRN	Accounting Classification Reference Number
AERP	Advanced Equipment Repair Program
AIM	Advanced Industrial Management
AIM4RMC	Advanced Industrial Management for Regional Maintenance Centers
AIMXP	Advanced Industrial Management Express
AIPS	Alteration Installation Planning System
AIT	Alteration Installation Team
AMCA	Automated Machinery Condition Analysis
AMPS	Afloat Master Planning System
ARRS	Analysis, Record and Report Section
ASF	Assist Ship's Force
AWP	Availability Work Package
AWPM	Availability Work Package Manager
AWR	Automated Work Request
AWS	Attack Weapons Systems
BAWP	Baseline Availability Work Package
BCP	Ballast Control Panel
BQC	Emergency Underwater Telephone
C5ILO	Command, Control, Communications, Computer, Combat Systems, Intelligence Light Off
C5RA	Command, Control, Communications, Computers and Combat Systems Readiness Assessment
CAR	Corrective Action Request
CARPER	Aircraft Carrier Planned Equipment Replacement
CASREP	Casualty Report
CBM	Condition Based Maintenance
CDMD-OA	Configuration Data Managers Database-Open Architecture
CDNS	Cancellation Deferral Notification System
CFR	Contractor Furnished Report
CHENG	Chief Engineer
CJ	Critical Job
CM	Continuous Maintenance
CMAV	Continuous Maintenance Availability
CMP	Class Maintenance Plan
CNO	Chief of Naval Operations
CNRMC	Commander, Navy Regional Maintenance Center
CNSL	Commander, Naval Surface Atlantic
CNSP	Commander, Naval Surface Pacific
CO	Commanding Officer
COMNAVSEASYSKOM	Commander Naval Sea Systems Command
COMSUBDEVRON	Commander Submarine Development Squadron
COMSUBLANT	Commander Submarine Force, United States Atlantic Fleet
COMSUBPAC	Commander Submarine Force, United States Pacific Fleet
COMSUBRON	Commander, Submarine Squadron
COSAL	Coordinated Shipboard Allowance List

CPA	Carrier Planning Activity
CPJ	Critical Path Job
CS or CCS	Command and Control Systems
CSMP	Current Ship's Maintenance Project
CVN	Nuclear Powered Aircraft Carrier
CWP	Controlled Work Package
DFS	Departure From Specification
DISSUB	Disabled Submarine
DSRA	Docking Selected Restricted Availability
DSS	Deep Submergence System
DTG	Date Time Group
EA	Executing Activity
EAB	Emergency Air Breathing
ECM	Electronic Counter Measure
EDL or ESL	Equipment Deficiency or Status Log
EDSRA	Extended Docking Selected Restricted Availability
EM	Emergent Availability
EMBT	Emergency Main Ballast Tank
EOC	Engineered Operating Cycle
EOG	Electrolytic Oxygen Generator
ESM	Electronic Warfare Support Measures
ESR	Engineering Service Request
FAC	Funding Activity Code
FBW SCS	Fly-By-Wire Ship Control Systems
FDNF	Forward Deployed Naval Forces
FFP	Firm Fixed Price
FMA	Fleet Maintenance Activity
FMPMIS	Fleet Modernization Program Management Information System
FRP	Fleet Readiness Plan
FWP	Formal Work Package
FY	Fiscal Year
HM&E	Hull, Mechanical and Electrical
IDD	Interim Drydocking
IDIQ	Indefinite Delivery, Indefinite Quantity
IEM	Inactive Equipment Maintenance
IFF	Identification Friend or Foe
ILO	Integrated Logistics Overhaul
ILS	Integrated Logistics Support
IMA	Intermediate Maintenance Activity
IMPAC	Integrated Modernization Planning for Aircraft Carriers
INSURV	Board of Inspection and Survey
IPC	Integrated Planning Conference
IPTD	Integrated Project Team Development
ISE	Individual Ships Exercises
ISEA	In-Service Engineering Activity
ISIC	Immediate Superior In Command (Group or Squadron)
IT	Information Technology
IWS	Integrated Work Schedule
JCN	Job Control Number
JFMM	Joint Fleet Maintenance Manual

LAR	Liaison Action Request
LCPC	Life Cycle Planning Conference
LDS	Logistics Data System
LLTM	Long Lead Time Material
LMA	Lead Maintenance Activity
LOA	Light-Off Assessment
MA	Maintenance Activity
MACHALT	Machinery Alteration
MARMC	Mid-Atlantic Regional Maintenance Center
MBT	Main Ballast Tank
MCA (Submarines)	Material Condition Assessment
MCA (Surface Ships)	Machinery Condition Analysis
MCAI	Material Condition Assessment Inspection
MCAP	Material Condition Assessment Process
MDCO	Maintenance Document Control Office
MDS	Maintenance Data System
MIP	Maintenance Index Page
MJC	Master Job Catalog
MLOC	Master Light-Off Checklist
MM	Maintenance Manager
MMBP	Maintenance and Modernization Business Plan
MOA	Memorandum or Memoranda of Agreement
MRC	Maintenance Requirement Card
MSC	Master Specification Catalog
MSCMO	Master Specification Catalog Maintenance Office
MSR	Master Ship Repair Contractor
MST	Maintenance Support Team
MT	Maintenance Team
MTT	Mobile Training Team
MWO	Maintenance Work Order
NAVAIR	Naval Air Systems Command
NAVIMFAC	Naval Intermediate Maintenance Facility
NAVSEA	Naval Sea Systems Command
NAVSEA 08	Naval Sea Systems Command Nuclear Propulsion Directorate
NDE	Navy Data Environment
NDE-SIDE	NDE-SPAWAR Integrated Data Environment
NEC	Navy Enlisted Classification
NMD	Navy Maintenance Database
NMP	Navy Modernization Program
NNSY	Norfolk Naval Shipyard
NPEB	Nuclear Propulsion Examining Board
NRL	Naval Research Laboratory
NRMC	Navy Regional Maintenance Center
NRMD	Nuclear Regional Maintenance Department
NRRO	Naval Reactor Representative Office
NSA	Naval Supervisory Authority
NSSFNL	Naval Submarine Support Facility New London
NSWC	Naval Surface Warfare Center
NSWCCD	Naval Surface Warfare Center, Carderock Division
NSY	Naval Shipyard
NWRMC	Northwest Regional Maintenance Center

OIC	Officer In Charge
OMMS-NG	Organizational Maintenance Management System - Next Generation
OPNAV	Naval Operations
OPORD	Operational Order
OPTAR	Operating Target
OQE	Objective Quality Evidence
ORDALT	Ordinance Alteration
PAC	Pre-Arrival Conference
PARM	Participating Acquisition Resource Managers
PB4M	Planning Board for Maintenance
PCD	Production Completion Date
PCO	Primary Contracting Officer
PE	Port Engineer
PEO	Program Executive Officer
PHNS	Pearl Harbor Naval Shipyard
PIRA	Pre-Inactivation Restricted Availability
PLAD	Plain Language Address Directory
PMA	Phased Maintenance Availability
PMR	Periodic Maintenance Requirement
PMS	Planned Maintenance System
PMT	Performance Monitoring Team
POET	Point of Entry Testing
PORSE	Post Overhaul Reactor Safeguards Examination
PPEA	Propulsion Plant Engineering Activity
PR	Planning Review
PRC	Project Review Conference
PSIA	Private Sector Industrial Activity
PTD	Provisioning Technical Documentation
PVI	Product Verification Inspection
QA	Quality Assurance
QAS	Quality Assurance Supervisor
QMP	Quality Management Plan
QMS	Quality Management System
RCC	Request for Contract Change
RCD	Required Completion Date
REC	Re-Entry Control
RLAR	Reverse Liaison Action Request
RMAIS	Regional Maintenance Automated Information System
RMC	Regional Maintenance Center
RMO	Reactor Maintenance Officer
RMT	Regional Maintenance Team
ROV	Repair of Other Vessels
RPCCR	Reactor Plant Configuration Change Report
RPM	Revolutions Per Minute
RRC	Regional Repair Center
RSE	Reactor Safeguards Examination
RSG	Regional Support Group
SBAT	SUPSHIP Bath
SC	Ship Change
SCA	System Certification Authority

SDI	Ship's Drawing Index
SDM	Ship Design Manager
SEIE	Submarine Escape Immersion Ensemble
SERMC	Southeast Regional Maintenance Center
SF	Ship's Force
SFCC	Submarine Flight Critical Component
SHIPALT	Ship Alteration
SID	Ship Installation Drawing
SITREP	Situation Report
SJM	Selected Job Management
SNAP	Ship's Non-Tactical Automated Data Processing System
SNPMTT	Surface Nuclear Propulsion Mobile Training Team
SOE	Submerged Operating Envelope
SOSMIL	Safety of Ship Maintenance Item List
SPALT	Strategic Systems Programs Alteration
SPAWAR	Space and Naval Warfare Systems Command
SPM	Secondary Propulsion Motor
SPM	Ship Program Manager
SRA	Selected Restricted Availability
SRDRS	Submarine Rescue Diving Recompression System
SRF-JRMC	Ship Repair Facility - Japan Regional Maintenance Center
SSBN	Nuclear-Powered Ballistic Missile Submarine
SSCA	SUBSAFE Certification Audit
SSEOC	Surface Ship Engineered Operating Cycle
SSES	Ship System Engineering Station
SSGC	SUPSHIP Gulf Coast
SSGN	Nuclear-Powered Guided Missile Submarine
SSP	Ship Specification Package
SSP	Strategic Systems Programs
SSPINST	Strategic Systems Programs Instruction
SSR	Ship Selected Records
SSRAC	NAVSEA Standard Specification for Ship Repair and Alteration Committee
SUBLANT	Submarine Atlantic
SUBMEPP	Submarine Maintenance Engineering, Planning and Procurement Activity
SUBPAC	Submarine Pacific
SUBSAFE	Submarine Safety
SUPSHIP	Supervisor of Shipbuilding
SUPSHIP NN	Supervisor of Shipbuilding Newport News
SURFMEPP	Surface Maintenance Engineering Planning Program
SWLIN	Ships Work List Item Number
SWRMC	Southwest Regional Maintenance Center
SWS	Strategic Weapon System
SYSCOM	Systems Command
TA	Type Availability
TAAS-INFO	Tech Assist, Assessments and Scheduling Information Software
TAMS	TYCOM Alteration Management System
TAR	Technical Analysis Report
TDA	Type Desk Assistant
TDO	Type Desk Officer
TEMPALT	Temporary Alteration
TEMPEST	National Policy on the Control of Compromising Emanations
TEMPMOD	Temporary Modification
TRFKB	TRIDENT Refit Facility Kings Bay
TRIPER	TRIDENT Planned Equipment Replacement

TSO	Temporary Standing Order
TSRA	Total Ship Readiness Assessment
TWD	Technical Work Document
TYCOM	Type Commander
UIC	Unit Identification Code
UNF	Unfunded
UNSEARESCOM	Undersea Rescue Command
UQC	Underwater Telephone
URO	Unrestricted Operation
WAF	Work Authorization Form
WDC	Work Definition Conference
WOO	Window of Opportunity
WPER	Work Package Execution Review
WQC	Underwater Telephone
WSS	Work Sequence Schedule
XAZ	Scheduled Continuous Maintenance Availability
XCM	Unscheduled Continuous Maintenance Availability
XCZ	CNO Scheduled Availability
XEM	Year-long Emergent Work Availability
YLCM	Year Long Continuous Maintenance

APPENDIX B

GLOSSARY OF TERMS

<u>TERM</u>	<u>DEFINITION</u>
Charging to a Unit Identification Code (UIC)	The action describing a person, who is normally categorized as direct support labor, charging his time to a ship's UIC and while not working on a specific work item or Maintenance and Material Management Maintenance Action Form (2K). When recording charges in this manner, he will charge to a Maintenance Work Order (MWO) that was created for that specific purpose. The nature of that MWO will be directly related to production but not to one specific job or 2K.
Deep Dive	The first dive to maximum operating depth. This depth will not necessarily coincide with the design test depth of the hull. See definition of Maximum Operating Depth.
Direct Labor Category	Assigned to those production personnel who charge their time to a MWO that originated from a specific 2K.
Direct Support Labor Category	Assigned to those personnel who are first line supervisors of direct personnel or who directly support production and charge to a UIC use Direct Support Labor. Also includes administrative personnel assigned to production; however, they will normally charge to overhead. Some examples of personnel likely to charge as Direct Support Labor: Port Engineer, Ship Supervisors, Production Quality Assurance, Engineers, Technical Assist Personnel, Planners.
Dock Trials	Dock Trials are those ship trials conducted at the industrial activity to determine the ability of the ship, from a material standpoint, to conduct Sea Trials safely.
Fast Cruise	A period immediately prior to underway trials during which Ship's Force operates the ship for dockside training. Fast Cruise must , as far as is practical, simulate at-sea operating conditions.
Fleet Maintenance Activity (FMA)	FMA's include tenders, shore based maintenance activities (Regional Maintenance Centers, Naval Ship Repair Facilities, Naval Submarine Support Facilities, Naval Intermediate Maintenance Facilities (NAVIMFAC), TRIDENT Refit Facilities, Weapons Repair Facilities and other activities of that type) and supporting activities (port services, etc. that perform maintenance on Fleet assets).
Indirect Labor Category	Assigned to those personnel who charge their time to a cost center as overhead and do not charge to a UIC or MWO. Some examples of personnel that are considered Indirect: Master At Arms, Training, Career Councilor.
Industrial Activity	The activity responsible for accomplishing construction or repair of ships whether private or public. This includes Naval shipyards, private shipyards, shipbuilders, vendors, Naval Aviation Depots, Naval Ship Repair Facilities and other Naval Repair or Technical Activities (Naval Underwater Weapons Center, Naval Ships Weapons Center, etc.).
Initial Dive	For purposes of seawater valve and system testing, as defined in reference (e), the first dive to a depth not previously reached during the trials.

Lead Maintenance Activity	The single activity responsible for integrating all maintenance and modernization on U.S. Naval ships during any type of availability.
Long Lead Time Material	Material which is not normally available in local stock and may not be received prior to the start of the availability if not ordered prior to the Work Definition Conference (WDC).
Maintenance Manager	Those persons, such as Port Engineers, Ship Superintendents, Ship's Coordinator and Maintenance Planning Managers, assigned to assist Ship's Force in the tracking of work candidates, development of work packages and tracking of FMA or Industrial Activities assigned jobs.
Maintenance Support Team (MST)	Military team that performs the function of Ship's Force, and reports to the supported ship's Immediate Superior In Command (ISIC) and the Operational Commander.
Maintenance Work Order (MWO)	The Automated Information System object that personnel use in order to charge time to a work item or 4790/2K.
Major Chief of Naval Operations (CNO) Maintenance Availability	An availability of six months or greater duration performed by industrial activities under NAVSEA management or contract administration or as designated by the TYCOM or NAVSEA.
Master Specification Catalog (MSC)	Database of templates for all Naval Ship Classes. It is a module located within NMD.
Maximum Operating Depth (Also Maximum Authorized Operating Depth)	The depth to the keel for a particular submarine which is authorized by Commander Submarine Force, United States Atlantic Fleet, Commander Submarine Force, United States Pacific Fleet (COMSUBLANT or COMSUBPAC) upon the recommendation of NAVSEA, as the depth not to be exceeded in operations. This depth is normally the Test Depth but may be reduced in specific cases. The depth authorized by COMSUBLANT or COMSUBPAC may be less than, but in no case exceed, the depth recommended by NAVSEA.
Minor CNO Maintenance Availability	An availability of less than six months in duration scheduled by and under Type Commander management.
Moderate Speed	The range of speed that allows the submarine optimum recovery (as shown on applicable submerged operating envelope curves) if loss of stern plane control or flooding occurs. Normally 8-15 knots.
Naval Supervisory Authority or Supervisory Authority	The officer designated to represent the Navy Department at an industrial activity, normally a Supervisor of Shipbuilding (new construction), Regional Maintenance Center (Conversion and Repair) or the Commander of a Naval Shipyard.
Navy Maintenance Database (NMD)	Worldwide database used for all repairs across Naval Ship Classes. Used to develop work items for repair or modernization.
Refurbishment Level Maintenance	The actions taken to return a component to "A" condition (like-new condition). Normally done under rotatable pool (Advanced Equipment Repair Program, TRIDENT Planned Equipment Replacement, etc.) programs by Designated Overhaul Points. Designated Overhaul Points must be certified to have the industrial capability to meet the program requirements for performing quality work and have the capacity to meet established Refurbishment Turnaround Times.

Regional Maintenance Team	A site specific, multi-disciplined group of people normally accomplishing “outside shop” or on-platform work. An RMT may be platform or technology specific (e.g., submarines or nuclear) to facilitate necessary worker training and competency. An RMT is generally comprised of both military and civilian workers.
Regional Repair Center	An “inside shop” focusing on a particular product line (e.g., motors) or technology (e.g., machinery). An RRC is generally comprised of both military and civilian workers.
Restoration Level Maintenance	The minimum planned inspection, maintenance and testing criteria to be applied to ensure a component will function satisfactorily until the next planned accomplishment of the maintenance requirement.
Ship’s Force	Members assigned as a ship’s permanent or rotational crew.
Technical Data	Recorded information (regardless of the form or method of recording) of a scientific or technical nature (including computer databases and computer software documentation). This term does not include computer software or financial, administrative, cost or pricing, or management data or other information incidental to contract administration. The term includes recorded information of a scientific or technical nature that is included in computer databases. For these purposes, technical data includes the characteristic of a particular science, trade or profession.
Test Depth (TD)	For the purpose of the proper method of measuring and specifying Test Depth, the following applies: Test Depth must be measured to the bottom of the keel for all types of submarine operations. Builders’ trials and trials following major industrial activity availabilities greater than six months must be at a tolerance of plus zero (0), minus twenty (20) feet of Test Depth when specified. All other trials can be conducted at 95% to 100% of Test Depth to satisfy all the requirements specified for 100% Test Depth.
Waterline	The term “waterline” in this manual refers to where the hull of a ship meets the surface of water when afloat.
Work	<ol style="list-style-type: none"> a. Any action that actually or potentially changes (including disassembly for the purposes of inspection or repair) the approved configuration of any part, component or ship’s system. b. Any action that removes or affects the ship’s ability to operate ship’s systems or components following ship’s systems, operating manuals or reactor plant manuals. c. Any testing or inspections required to establish, maintain or reestablish certification. d. Any design, engineering, planning or configuration management functions that involve the final review or approval of technical information. <p>Examples of work include the following:</p> <ol style="list-style-type: none"> 1. Action which disassembles or removes any part, component or ship’s system. 2. Action specified in a Technical Work Document.

Work (Cont'd)

3. Any action that removes or affects the ship's ability to operate ship's systems or components **following** ship's systems manuals, operating manuals or reactor plant manuals, excluding tagout **per** the Tagout Users Manual, including but not limited to:
 - (a) Component or system tests.
 - (b) Intrusive inspections (such as breaking the plane of electrical panels requiring electrical safety).
 - (c) Valve line-ups that alter the normal system line up not governed by operating procedures.
 - (d) Removing valve hand wheels, disconnecting of reach rods.

VOLUME II**PART I****CHAPTER 2****MAINTENANCE AND MODERNIZATION PROGRAM**REFERENCES.

- (a) NAVSEAINST 5400.95 - Waterfront Engineering and Technical Authority Policy
- (b) NAVSEA SL720-AA-MAN-030 - Navy Modernization Process Management and Operations Manual (NMP-MOM)
- (c) OPNAVINST 4700.7 - Maintenance Policy for U.S. Naval Ships
- (d) NAVSEA S9002-AK-CCM-010/6010 - Industrial Ship Safety Manual for Submarines
- (e) SSPINST 4720.1 - Policies and Procedures for Alteration of Strategic Weapon System Equipment
- (f) NAVSEA 4350.2 - Contract Work Onboard Nuclear-Powered Ships
- (g) NAVSEA S9AA0-AB-GOS-010 - General Specifications for Overhaul of Surface Ships
- (h) NAVSEA T0300-AA-MMI-010 - Commercial Industrial Services (CIS) Manual
- (i) NAVSEAINST 4710.6 - Submarine Advanced Equipment Repair Program (AERP); Assignment of Responsibilities for and Administration of
- (j) SSN21-081-PMS350L-035 - Rotatable Pool Management Plan for the SEAWOLF Class SSN
- (k) NAVSEAINST C9210.4 - Changes, Repairs and Maintenance to Nuclear Powered Ships
- (l) NAVSEAINST 4720.23 - Deep Submergence Systems Temporary Modifications
- (m) NAVSEAINST 4130.9 - Configuration Control Procedures for Preparation of Ordnance Alterations (ORDALTS) to Expendable and Non-Expendable Items
- (n) NAVSEAINST 4720.15 - Machinery Alterations on HM&E Equipment and Systems
- (o) MIL-STD-2039 - Field Changes and Field Change Kit Preparation
- (p) COMLANTFLTINST 4700.10 - Policies and Procedures for Fleet Technical Support (FTS) (Cancelled)
- (q) COMPACFLTINST 4341.1 - Fleet Technical Assistance (FTA) Program (Cancelled)
- (r) NAVSEA 0989-LP-043-0000 - Commissioned Surface Ship General Reactor Plant Overhaul and Repair Specification
- (s) NAVSEAINST 4730.2 - Shipyard Inspection and Required Conditions of Propulsion Plant Systems (Non-Nuclear) for Nuclear-Powered Surface Ships
- (t) NAVSEA STD DWG 605-5529700 - CVN 68 Class Commissioned Ships Reactor Plant Paint Schedule
- (u) NAVSEA S9086-VD-STM-010-NSTM Chapter 631 - Preservation of Ships in Service - General
- (v) TMIN SL700-AB-GYD-010 - Pictorial Guide for Painting Ships Interiors
- (w) NAVSEA STD DWG 213-4362626 - Lagging and Insulation Schedule for Reactor Plant Systems
- (x) CNAP/CNALINST 9210.4 - Nuclear Propulsion Note 9200-2

- (y) NAVSEAINST 9304.1 - Shipboard Electric Cable and Cableway Inspection and Reporting Procedures
- (z) DOD-STD-2003 - Military, Standard, Electric Plant Installation Standard Methods for Surface Ships and Submarines
- (aa) NAVSEA 0989-LP-062-4000 - Naval Nuclear Quality Control Manual for Shipyards
- (ab) NAVSEA 0989-031-4000 - Reactor Plant Instrumentation and Control Equipment Maintenance
- (ac) NAVSEA 0989-LP-026-1000 - A4W/A1G Reactor Plant Manual
- (ad) OPNAVINST 3120.32 - Standard Organization and Regulations of the U.S. Navy
- (ae) COMLANTFLTINST 5400.2 - U.S. Atlantic Fleet Regulations
- (af) COMPACFLTINST 5400.3 - U.S. Pacific Fleet Regulations
- (ag) OPNAVLTR 4700 - Representative Intervals, Durations, Maintenance Cycles, and Repair Mandays for Depot Level Maintenance Availabilities of U.S. Navy Ships
- (ah) OPNAVINST 4780.6 - Policy for Administering Service Craft and Boats in the U.S. Navy
- (ai) MIL-STD-3034 - Reliability-Centered Maintenance (RCM) Process
- (aj) MIL-STD-1388 - Logistic Support Analysis
- (ak) OPNAVINST 3120.33 - Submarine Extended Operating Cycle (SEOC) Program
- (al) NAVSEA TL710-AB-MAN-010 - Depot Modernization Period (DMP) Procedures Manual
- (am) OPNAVNOTE 4710 - Fleet Depot Maintenance Schedule
- (an) SSPINST 5600.11 - Preventive Maintenance Management Program for Strategic Weapon Systems Equipment and Associated Material

LISTING OF APPENDICES.

- A Material Condition Assessment Process Timeline
- B CVN Propulsion Plant Material Condition Assessments
- C System Certification Checklist for CNO Availability Key Events (Aircraft Carriers Only)
- D Scope of Visual Inspections of Reactor Plant Fluid Systems
- E First 100 Hours for Surface Force Scheduled Availability
- F Final 100 Hours for Surface Force Scheduled Availability

2.1 PURPOSE. The purpose of this chapter is to provide Fleet Commanders' guidance for the maintenance of ships throughout their operating cycle **per** references (a) through (an). This includes maintenance levels, strategies, programs and modernization which define and support all maintenance accomplished **per** technical specifications and standards during a ship's operating cycle.

2.1.1 Naval Supervisory Authority.

- a. Naval Supervisory Authority Definition. The Naval Supervisory Authority (NSA) is the single Naval activity, as indicated in Table 2-1 of this chapter, responsible for the integration, oversight and verification of all work accomplished by all activities (i.e., Naval Shipyards (NSY), Regional Maintenance Centers (RMC), Supervisors of Shipbuilding (SUPSHIP) contractors, Type Commander (TYCOM) sponsored contractors, Intermediate Maintenance Activities (IMA), Alteration Installation Teams

(AIT) and Ship's Force) working within the assigned availability, and acts as the single point of contact for this work. The NSA will provide the oversight required to ensure that all work in the assigned availability (e.g., Chief of Naval Operations (CNO) availabilities, Continuous Maintenance Availability, Emergent Availability) is authorized and completed in compliance with applicable technical requirements and maintenance **and** modernization policy, and that all work meets schedule, quality, environmental, **and** safety requirements. The NSA must possess a Naval Sea Systems Command (NAVSEA) technical warrant.

- b. NSA Assignment. In most cases, the NSA is assigned by the Fleet Maintenance Officer and TYCOM **per** Table 2.1. An NSA must be assigned to all CNO availabilities and to all contracted work where the majority of the work is performed onboard the ship. However, for repair, maintenance **and** modernization work packages where TRIDENT Refit Facility Kings Bay (TRFKB), Naval Submarine Support Facility New London (NSSFNL) or the Tender is assigned as the Lead Maintenance Activity (LMA), no NSA Assignment is required (whether or not the work package includes contracted work). Local Technical Authority for the LMA is delegated by their assigned Chief Engineer **per** reference (a) as defined in a Memorandum of Agreement (MOA) between the responsible organizations. When such an MOA exists, the LMA (TRFKB, NSSFNL, Tenders) executes the specific NSA responsibilities of paragraphs 2.1.1.d.(1) through 2.1.1.d.(4) of this chapter when no NSA is assigned.
- (1) Alterations installed by Alteration Installation Teams (AIT) **per** reference (b) can only be executed in availabilities that have a designated NSA, with the exception of availabilities where TRFKB, NSSFNL, or Tenders are the assigned LMA. If the AIT install is being performed outside a CNO availability, the AIT Sponsor may propose NSA responsibility be assigned to any organization that is qualified as an NSA for the type of work being performed.
 - (2) An NSA is not required if the work is being performed by a U.S. Navy LMA outside a CNO availability.
 - (3) The NSA will normally be the activity assigned based on the geographic area covered by the assigned RMC, NSY or SUPSHIP, as indicated in Volume VI, Chapter 2, Table 2-1 of this manual. If this is not practical, the NSA assignment will be made based on the area of responsibility of the cognizant Chief Engineer as delineated in reference (a).
 - (4) The NSA designation does not apply to alterations to ships accomplished by AITs where the NSA may be responsible:
 - (a) Alterations to nuclear components and systems under the cognizance of the Deputy Commander for Nuclear Propulsion (NAVSEA 08).
 - (b) Strategic Systems Program Alterations (SPALT) issued by the Director, Strategic Systems Programs and alterations under the TRIDENT SYSTEM Change Management Program.

- (c) Temporary modifications performed as part of a shipyard availability to support industrial work or associated testing.
 - (d) Temporary Alterations (TEMPALT) to be accomplished on Submarines.
 - (e) Technical support personnel and certification teams who only provide technical guidance, equipment checkout and grooming or certification of systems or on-site training for Ship's Force not associated with the accomplishment of an alteration **or** Ship Change.
 - (f) Boats, small craft, service craft, equipage and other exceptions including items that are not permanently installed and are portable.
- c. NSA Qualification. In order to be qualified to perform the functions of an NSA, the organization must have a Chief Engineer holding a NAVSEA Technical Warrant. For this reason, the only organizations qualified to perform the functions of NSA are the NSYs, the RMCs and the SUPSHIPS. Facilities such as the Tenders, NSSFNL, TRFKB and Ship's Force cannot be considered NSAs.

NOTE: DELEGATION OF NSA RESPONSIBILITIES CAN BE ACCOMPLISHED THROUGH A MOA THAT IDENTIFIES DUTIES, RESPONSIBILITIES AND OVERSIGHT FUNCTIONS. THE NSA IS RESPONSIBLE FOR ALL WORK ACCOMPLISHED BY ALL ACTIVITIES AND ACTS AS THE SINGLE POINT OF CONTACT.

- d. NSA Responsibilities. These responsibilities include but are not limited to:
- (1) Coordination with other Maintenance Activities (e.g., NSY, RMC, SUPSHIP, AIT, Ordnance Alteration (ORDALT) **or** TEMPALT Installation Teams) through an authorized MOA. NSA representative **must** sign MOA(s) as assurance that any civilian contractor requirements detailed in the MOA are contained within applicable contracts.
 - (2) Single point of contact for the LMA and shipboard personnel.
 - (3) Verify completion of work for milestones, key events, end of availability, availability departure report based on documentation provided by all maintenance activities.
 - (4) Based on the amount of work accomplished, the NSA may also assume the role of the LMA per paragraph 2.1.2 of this chapter.
 - (5) For CNO availabilities, the NSA **must**:
 - (a) (For NSY only) Also serve as the LMA.
 - (b) Participate in all work definition, planning and completion conferences.
 - (c) Facilitate planning efforts. Ensure detailed planning and integration of the work package is accomplished to provide a schedule that incorporates the work and testing of all organizations involved in the availability. The schedule **must** address work definition, key events, ship-checks, job summary, material preparations and strategy

- preparations. Identify milestones with sufficient detail to measure intermediate progress toward each key event. Ensure orientation briefings and training are conducted as necessary so that personnel understand applicable project processes and requirements. Identify their appropriate points of contact.
- (d) Prior to Fast Cruise, Sea Trials and availability completion, verify all authorized work has been completed unless waived. For work performed by contractors, ensure all provisions of the contract have been fully executed.
 - (e) During work execution, review all changes to specifications and work items impacting propulsion plant or designated areas of nuclear powered ships to ensure requirements are met.
 - (f) Participate in critiques and problem investigations (e.g., Trouble Reports) as necessary.
- (6) For alterations installed by AITs, the NSA, as provided in Table 2-1, as required by reference (b) **must**:
- (a) Monitor the effectiveness and the quality of AIT managers' execution of Quality Assurance oversight responsibilities by assessing their execution of Quality Assurance oversight responsibilities and by Quality Sampling. Request Qualification Records as needed in support of spot checks.
 - (b) Perform inspections of installations, on a sampling basis, and use the sampling evidence to indicate conformance or nonconformance with NAVSEA requirements.
 - (c) Conduct AIT In **and** Out briefs and coordinate with the AIT Manager and Ship's Force to ensure satisfactory completion of alterations.
 - (d) Receive copies of Integrated Logistics System products from the AIT and verify they were properly distributed.
 - (e) Ensure completion reports are issued and for any work not accomplished, assure a Current Ship's Maintenance Project (CSMP) Job Control Number is issued.

Table 2-1

Maintenance Availability	NSA	LMA
CNO Public (1)	NSY	NSY
CNO Private (1)	RMC or SUPSHIP (2)	Contractor
Non-CNO Public (3) (4)	RMC or NSY	RMC, NSY or Fleet Maintenance Activity (FMA)
Non-CNO Private (3)	RMC or SUPSHIP (2)	Contractor

Emergent/Voyage repair (4)	RMC or SUPSHIP/NSY	FMA, RMC, NSY or Contractor
Maintenance Availability	NSA	LMA
New Construction	SUPSHIP	Contractor
AIT availabilities	RMC, SUPSHIP or NSY	FMA, RMC, NSY, AIT or Contractor
Other (4)	N/A	FMA or Ship's Force

NOTES:

1. Per reference (c).
2. Pearl Harbor NSY and Intermediate Maintenance Facility and Puget Sound NSY and Intermediate Maintenance Facility are also considered RMCs.
3. Examples of Non-CNO availabilities are located in Part I, Chapter 4 of this volume.
4. The Tenders, NSSFNL, TRFKB and Ship's Force are not NSAs. If the FMA is executing work, the FMA will be the LMA. The Fleet Maintenance Officer may designate a NSA if necessary.

NOTE: THE LMA IS RESPONSIBLE TO THE NSA WHEN AN NSA IS ASSIGNED OR THE IMMEDIATE SUPERIOR IN COMMAND (ISIC) IF NO NSA IS ASSIGNED.

2.1.2 Lead Maintenance Activity. The single activity responsible for work being accomplished on U.S. Naval ships during any type of availability. For work conducted during periods in which the NSYs or RMCs do not have oversight, an LMA will be designated. LMAs are responsible for:

- a. Conduct or attend routine progress review meetings with all assigned repair activities. Identify and resolve coordination problems and work conflicts. Advise the appropriate maintenance sponsors (e.g., NSA, NAVSEA, TYCOM, AIT Sponsor, Ship's Program Manager, etc.) of significant quality, cost and schedule impacts and problems.
- b. (CNO Availabilities only) Coordinate work and testing controls to include Work Authorization Forms, tagouts and test sequencing per Volume IV, Chapter 10, paragraphs 10.3 and 10.4 of this manual.
- c. Integrate the work of all repair activities. For CNO availabilities, this includes an integrated schedule. For non-CNO availabilities, an integrated schedule may be used, based on the complexity of the work as determined by the LMA. The schedule **must** ensure adequate time is provided for crew training.
- d. Report work status to Maintenance Brokers.
- e. Request assistance via Maintenance Broker as needed for outside activity performance.

- f. (CNO Availabilities only) Coordinate preparations by assigned repair activities for all key events (e.g., docking, undocking, hot ops, dock trials, fast cruise, sea trials, etc.) to include verification signature checklists of readiness to start.
- g. Track progress of all maintenance activities.
- h. (Submarines only) Provide management oversight of a ship safety council per reference (d).
- i. (Submarines and CNO Availabilities only) Coordinate sail safety and sail closeout efforts among the assigned repair activities conducting work.
- j. (CNO Availabilities only) Coordinate crane operations, pier laydown areas, dry dock work areas and resolve other real estate conflicts which may impede efficient execution of the availability.
- k. (CNO Availabilities only) Provide sea trials agenda, with all repair activity input, for ship Commanding Officer's concurrence and Type Commander approval.
- l. Maintain a list of activities authorized to work on the ship the LMA is responsible for and ensure the list is updated weekly or on an as-needed basis. Ensure activities working on ship have the proper credentials, work schedule and pedigree (authorized maintenance activity) prior to being added on the work authorization list (e.g., Submarine Safety, Scope of Certification, Fly-By-Wire, Radiological).
- m. Ensure maintenance activities performing maintenance on assigned ships have proper MOA, Standard Work Practices, NAVSEA standard items or Strategic Systems Programs Alteration authorization per reference (e) in place and that the MOA, Standard Work Practices, NAVSEA standard items or Strategic Systems Programs Alteration authorization address required support for work authorizations and work control. For SUBSAFE, Deep Submergence Systems (DSS), Scope of Certification and Fly-By-Wire work, ensure that the MOA identifies the certifying activity. NSA representative **must** sign MOA(s) as assurance that any civilian contractor requirements detailed in the MOA are contained within applicable contracts.
- n. Direct maintenance providers to their proper points of contact.
- o. Attend all production **and** maintenance management meetings to communicate **and** resolve priorities, problems, job interferences and issues.
- p. Define, identify and provide resolution to coordination problems and work conflicts between the Maintenance Managers, Maintenance Activities, Maintenance Brokers and the ship.
- q. Provide a copy of all Departures From Specifications to Ship's Force Quality Assurance Officer and the Type Commander (TYCOM) N43 and COMNAVSPECWARCOM N84 (for DSS assets) organization.
- r. Participate in critiques and problem investigations (e.g., Trouble Reports) as necessary.
- s. Conduct Ship's Force and contractor orientation briefings and training per references (b) or (f), as applicable prior to commencement of shipboard work.

- t. (CNO Availabilities only) Appoint a Ship Safety Officer to chair the Ship Safety Council and coordinate work and testing that affects ship's conditions (i.e., buoyancy, list, trim, stability and watertight integrity) and prevention and protection from fire and flooding.
- u. (Carrier Incremental Availabilities only) A Ship Safety Council is not required, but a Ship Safety Officer will be appointed and on site to oversee any high risk evolutions **per** Section 046 of reference (g).

2.1.3 Ship's Responsibility. The ship is responsible to:

- a. Monitor all maintenance activities to ensure they are on the master authorization list.
- b. Ensure a current master authorization list is maintained by the Ship's Duty Officer.
- c. Provide the LMA with information on ship-brokered work so all activities are placed on the master authorization list.

2.2 MAINTENANCE ACCOMPLISHMENT LEVELS.

2.2.1 Fleet Maintenance. Fleet maintenance encompasses Organizational and Intermediate level maintenance as defined in reference (b). It includes, but is not limited to:

- a. Ship's Force maintenance that is planned and corrective maintenance which is within the capability and the responsibility of the ship's crew or Maintenance Support Team (if assigned). The work is a blend of equipment operation, condition monitoring, planned maintenance and repairs ranging from simple equipment lubrication to component change-out, and in some cases complete disassembly and repair in-place. The thrust of Ship's Force maintenance is to take advantage of operator experience and onboard rating skills and to ensure the ship is as maintenance self-sufficient as possible.
- b. FMA maintenance is that requiring specialized ratings, skill training in special maintenance processes and technical proficiency or equipment **or** instrumentation not available to Ship's Force. FMA maintenance normally consists of calibration, repair, refurbishment or replacement of damaged or unserviceable parts, components or assemblies, the emergency manufacture of unavailable parts within the FMA capability, and providing technical assistance.
 - (1) FMAs will accomplish refurbishment level maintenance beyond Ship's Force capability to the maximum extent possible within the policies of this chapter and other directives consistent with the availability of funds, material and skilled manpower.
 - (2) TRIDENT Refit Facilities are additionally tasked and resourced to accomplish industrial restoration level maintenance to SSBN **or** SSGN 726 Class submarine components as part of the integrated overhaul maintenance strategy for these ships.
 - (3) FMAs include Regional Repair Centers and Regional Maintenance Teams which are capable of conducting in-depth maintenance on their assigned components using the latest available technology.

- c. Strike Force Intermediate Maintenance Activity is composed of the collective Strike Force elements capable of performing maintenance beyond the organizational level. A Strike Force Intermediate Maintenance Activity maximizes the Strike Force's ability to operate and sustain itself at sea during extended periods in forward areas through improved repair capabilities and material self-sufficiency.
- d. The Commercial Industrial Services program accomplishes Fleet maintenance for essential Fleet repairs that the FMAs have the capability to accomplish but not the shop capacity. The Commercial Industrial Services concept provides a means of using commercial industrial activities to provide maintenance services on a rapid response basis while observing approved commercial contracting procedures. Reference (h) fully describes policies and procedures for Commercial Industrial Services.

2.2.2 Industrial Maintenance. Industrial maintenance is that restoration level maintenance which encompasses Depot level maintenance as defined in reference (c). It includes but is not limited to:

- a. Industrial maintenance that is restoration level work requiring complex industrial processes, journeyman level technician skills, facilities, capabilities or manpower capacity not available at FMAs or to Ship's Force. This capability is provided within the Navy by naval industrial activities, ship repair facilities, Naval Aviation Depots, and commercial industrial activities and repair facilities under contract.
- b. Ship maintenance work scheduled for accomplishment by industrial facilities that in the judgment of the TYCOM, Commander NAVSEA or Commander Space and Naval Warfare Systems Command in their specific areas of responsibility, is not feasible to be accomplished by FMAs or Ship's Force, due to:
 - (1) Having insufficient time or manpower.
 - (2) Being beyond the capabilities of the FMAs.
 - (3) Being of such a nature that split responsibility between Fleet and industrial maintenance activities may occur.

2.3 RELIABILITY CENTERED MAINTENANCE.

- a. Reliability Centered Maintenance is a systematic analysis approach where the system design is evaluated for possible failures, the consequences of these failures, and the recommended maintenance procedures that should be implemented. The objective is to design a planned maintenance program to address possible failure consequences. The emphasis here is on the establishment of planned maintenance requirements (versus corrective maintenance requirements).
- b. Maintenance plans for in-service ships, systems and equipment should be reviewed and modified to incorporate Reliability Centered Maintenance principles in areas where it can be determined that the expected results will be commensurate with associated costs.

2.4 CONDITION BASED MAINTENANCE. Condition Based Maintenance (CBM) is maintenance based on objective evidence of actual or predictable failure of ship's installed

systems or components. This includes condition-directed maintenance and periodicity adjustments to time-directed planned maintenance.

- a. A thorough knowledge and assessment of actual equipment condition in relation to its designed condition is the basis for most maintenance decisions. Equipment condition is a broad term which includes static parameters, such as size and shape, and dynamic parameters, such as speed, temperature, pressure, voltage, etc. While each Ship's Force is in the best position to know the condition of its ship and equipment, the complexities of modern design and engineering dictate that specialized assistance be utilized to determine the condition of much of the equipment. Diagnostics, inspections, non-intrusive monitoring for trending, analyses and tests **must** be utilized to the maximum extent possible to determine performance and material condition of, and to predict and schedule required corrective maintenance action on, ships systems and equipment.
- b. Further information on CBM is provided by reference (c).
- c. Programs and organizations that are available to assess equipment conditions are described in paragraphs 2.4.1 through 2.4.8 of this chapter. Deficiencies identified by these and other programs and organizations **must** be documented in the CSMP.

2.4.1 Unrestricted Operations (Submarines Only).

- a. The Unrestricted Operation (URO) program is designed to ensure continued safe submerged operations to design test depth. URO requirements **must** be accomplished as scheduled and as described in Volume VI, Chapter 25, and Volume V, Part I, Chapter 5 of this manual.
- b. The Hull Integrity Procedures (HIP) program is designed to identify degradation of the material condition of the hull integrity boundary and of those systems affecting occupant safety. HIP requirements **must** be accomplished as scheduled and as described in Volume V, Part III, Chapter 5 and Volume VI, Chapter 38, of this manual.

2.4.2 Periodic Maintenance Requirements Program (Submarines Only). The Periodic Maintenance Requirement program has been established to integrate test, inspection, and maintenance directives from various Systems Commands and to control their input into each ship's CSMP for the required accomplishment by means of the Master Job Catalog. The phrase, "Periodic Maintenance Requirement" encompasses the URO program and the Submarine Engineering Management, Monitoring and Fleet Support Program Office Performance Monitoring Program. All requirements due for accomplishment **must** be included in the CSMP at least six months prior to the due date to allow sufficient time for material procurement and maintenance planning. Specific requirements of the Periodic Maintenance Requirement program are described in Volume VI, Chapter 24, of this manual.

2.4.3 Material Condition Assessment Feedback Program (Submarines Only).

- a. The submarine Material Condition Assessment (MCA) program is coordinated by NAVSEA and Submarine Maintenance Engineering, Planning and Procurement (SUBMEPP) Activity and is used to improve the maintenance efficiency of critical, non-nuclear Hull, Mechanical and Electrical (HM&E) components by optimizing

component refurbishment periodicities. This assessment of a component's condition at refurbishment, along with other pertinent component data such as performance monitoring and corrective maintenance data, provides the foundation for extension or reduction of component refurbishment periodicity. Further, it allows for consideration of modification of component design configuration or the revision or elimination of component maintenance requirements with confidence that component reliability will not be diminished.

- b. The MCA data collection program consists of MCA data sheets and pre-availability test and inspection information. Other feedback programs and sources of material condition data include, but are not limited to, UROs, Maintenance and Material Management (3-M) System, Casualty Reports, Advanced Equipment Repair Program (AERP), Performance Monitoring Program, etc.
- c. The Integrated Maintenance Analysis Profile database displays planned and corrective maintenance feedback, historical configuration, job completion and alteration installation data in support of the MCA program.

2.4.4 Machinery Condition Analysis (Surface Force Ships and Aircraft Carriers).

2.4.4.1 General. The TYCOM Machinery Condition Analysis (MCA) and Ship's Force Machinery Vibration Analysis programs provide an objective assessment of the mechanical condition of propulsion plant and auxiliary rotating machinery. MCA surveys and Ship's Force Machinery Vibration Analysis and testing directly support the CBM strategy by determining specific maintenance requirements and priorities.

2.4.4.2 Automated Machinery Condition Analysis. The advent of real-time machinery digital sensors, analysis tools, data recording and data transfer has brought Automated Machinery Condition Analysis (AMCA) to the forefront of CBM. AMCA systems are being employed and installed on new ships-of-the-line and back-fitted where practicable on existing ships. The AMCA tools and systems support the MCA programs and MCA surveys. The systems are implementing prognostic, diagnostic and maintenance capabilities for both shipboard and off-ship personnel to utilize to enhance understanding of the mechanical condition of propulsion plant and auxiliary rotating machinery.

2.4.4.3 Machinery Condition Analysis Surveys. MCA surveys combine vibration analysis, visual inspections and a review of operating and maintenance records to objectively determine each machine's condition.

- a. Surveys are conducted before and after each scheduled CNO maintenance availability period. The survey preceding the availability provides a comprehensive list of machines which require repair. The MCA survey after the availability allows time for corrective maintenance actions prior to the ship's deployment and, if applicable, repairs while machinery is still under the availability warranty period. The post-availability survey also establishes a baseline to which future surveys can be compared.
- b. The key to the MCA program is onboard analysis of vibration data. MCA surveys identify machinery problems. A written report details prioritized repair recommendations with appropriate diagnostic and visual inspection data for all machines tested. The report also summarizes machinery repair history.

- c. Reports of failure trends and recurring or continuing mechanical problems are available along with MCA history reports. These reports can be generated based on machine type, ship, ship class, and Fleet.

2.4.4.4 Ship's Force Machinery Vibration Analysis Program. The Ship's Force Machinery Vibration Analysis program uses a fully capable automated diagnostics system to provide many ships with the ability to perform vibration testing. A set of computer programs in the diagnostics system provides the equivalent of a full time vibration engineer so that Ship's Force can test and analyze machinery at any time. Periodic training is provided to Ship's Force.

2.4.5 Ship Assessment, Groom and Evaluation. Ship Assessment, Groom and Evaluation is an existing TYCOM program which provides assessment of the material condition of selected shipboard systems and equipment. Ship Assessment, Groom and Evaluation includes identification of discrepancies to support development of a comprehensive conditioned based industrial availability work package. This program is fully described in Volume VI, Chapter 42 of this manual.

2.4.6 Performance Monitoring Team. The Performance Monitoring Team provides technical support to the Fleet by obtaining data using CBM methodology to monitor mission and safety critical systems and material conditions of selected HM&E systems. Performance Monitoring Team functions include, but are not limited to, the following:

- a. Collecting and analyzing equipment data.
- b. Establishing and maintaining a master database to track equipment performance.
- c. Providing feedback and technical guidance using trend analysis.
- d. Making equipment repair and deferral recommendations.

2.4.7 Command, Control, Communications, Computers and Combat Systems Readiness Assessment Program (Aircraft Carriers Only). The Command, Control, Communications, Computers and Combat Systems Readiness Assessment (C5RA) program is a TYCOM program which provides maintenance training and a comprehensive review and assessment of a ship's Combat Systems prior to deployment. It includes identification of discrepancies to support development of a comprehensive condition based availability work package for a ship's Combat Systems. For a complete description of the C5RA and Total Ship's Readiness Assessment (TSRA) program, refer to applicable TYCOM instructions.

2.4.8 Electronic Systems Review (SSBN and SSGN 726 Class Submarines Only). Fleet Training Support Center Detachments perform periodic Electronic Systems Reviews on SSBN and SSGN 726 Class submarines. The major emphasis of the Electronic Systems Review is on the job training of Ship's Force personnel in the performance of the Planned Maintenance System and maintenance of selected electronic equipment. Areas of review include monitoring for safety related issues, monitoring of the Planned Maintenance System and verifying equipment operability for the following systems: Radar, Electronic Warfare Support Measures, Periscopes, Fire Control, Central Atmosphere Monitoring System, Gyrocompass, Radio, Sonar, Launchers, Torpedo tubes and handling equipment. Additionally, the Electronic Systems Review team will assist division 3-M Coordinators in administrative reviews, perform National Policy on the Control of Compromising Emanations (TEMPEST) inspections or small arms inspections if requested.

2.5 SYSTEM OR COMPONENT MAINTENANCE PROGRAMS (SUBMARINES AND AIRCRAFT CARRIERS ONLY).

2.5.1 Advanced Equipment Repair Program (Submarines Only).

- a. AERP is a system for providing new or refurbished non-nuclear components to support specific programmed industrial activity availability and Engineered Operating Cycle (EOC) maintenance requirements. A programmed requirement is one that is identified, budgeted and funded for ultimate end use on a specific submarine hull. Industrial activity availability and EOC requirements are defined as those assets necessary to support the accomplishment of a planned availability work package during scheduled CNO maintenance availabilities. Although similar in concept to the usual rotatable pool or repairable items, the AERP differs in that pool requirements are not determined by usage data. By its nature, the AERP is limited to items of significant value for which it would not be economical to stock on the basis of 'normal' usage. Instead, requirements are specific and are determined by the overall schedule of submarine industrial activity availability and EOC requirements. Only so much material is provided as will meet the programmed needs of the specific ships involved. Range and depth of AERP assets will normally not exceed projected requirements for a two-year period.
- b. Components are furnished as Government Furnished Material to maintenance activities performing industrial activity availabilities and maintenance of submarines. The AERP provides the flexibility and speed-of-response required to ensure timely logistic support and engineering direction of complex maintenance planning.
- c. Components selected for management under the AERP are those complex, high value items required to effect the accomplishment of programmed submarine industrial activity availability or EOC requirements in the shortest possible time. However, other factors may also affect the decision to manage certain items under the AERP. Reference (i) provides specific guidance for selection of components.
- d. Various activities may initiate action to include additional components into the AERP. Such action may stem from independent study or the recognition of some Fleet requirement. In identifying potential AERP components, close coordination must be maintained with the Fleet and with the activity assigned responsibility for producing the availability work package for each submarine's availability. The final decision regarding inclusion of an item in the AERP rests with NAVSEA 07.

2.5.2 TRIDENT Planned Equipment Replacement Program (SSBN and SSGN 726 Class Submarines Only). Shipboard equipment which requires significant maintenance during the planned operating cycle, industrial level maintenance, which is beyond the capability of Ship's Force, and which cannot be accomplished during the refit period (without unacceptable impact on other refit requirements), will be supported by *Trident* Planned Equipment Repair (TRIPER) program. TRIPER equipment will be removed from the ship for refurbishment ashore, replaced with pre-tested, Ready for Issue units and the affected system restored to full operational condition prior to completion of the refit period. Replacement will be accomplished on a planned basis at intervals designed to preclude the failure of the equipment or significant degradation of its associated system. Deviations of greater or less than one refit from established

TRIPER change-out periodicities require ISIC concurrence. A planned change to shelf stock TRIPER equipment will be accomplished only when sufficient change kits are available to effect the change in all units of a given model of the equipment held in shelf stock. Shelf stock TRIPER equipment is represented in configuration status accounting databases maintained by SUBMEPP.

2.5.3 Aircraft Carrier Planned Equipment Replacement Program (Aircraft Carriers Only). The Aircraft Carrier Planned Equipment Replacement (CARPER) program is designed to ensure that the planned incremental availabilities of the USS *Nimitz* (CVN-68) class aircraft carriers are completed on time and within cost by having a pool of historically critical, hard-to-get equipment and components available both for planned replacement and for emergent issue if needed.

2.5.4 Seawolf Class Rotatable Pool Program.

- a. The *Seawolf* Rotatable Pool is part of the class maintenance and availability planning process. The purpose of the program is to provide replacement components as scheduled by the Planned Maintenance Cycle Schedule, prior to failure or unacceptable degradation of installed components. Components which have been replaced are refurbished at a Designated Overhaul Point and returned in Ready for Issue status to repeat a similar cycle.
- b. Reactor plant system and equipment under the cognizance of the NAVSEA Nuclear Propulsion Directorate (08) are excluded from the *Seawolf* Rotatable Pool Program.
- c. SUBMEPP has been designated as the *Seawolf* Class Rotatable Pool Program Manager. Reference (j) provides specific guidance for managing the *Seawolf* Rotatable Pool program.

2.6 MODERNIZATION.

2.6.1 Navy Modernization Program. The Navy Modernization Program (NMP) is a CNO managed program to develop, plan, fund and accomplish Ship Changes and alterations following policies mandated in reference (b). It is executed per Volume VI, Chapter 3 (Submarines) and Chapter 36 (Surface Ships and Aircraft Carriers) of this manual and applies to all alterations to commissioned ships and craft of the Navy except:

- a. Alterations to those portions of naval nuclear propulsion plants and facilities under the cognizance of the NAVSEA 08 identified in reference (k).
- b. Strategic Systems Program Alterations affecting the configuration or capabilities of systems and equipment under the cognizance of the Strategic Systems Programs (SSP). Reference (e) defines the policies, controls, processes and procedures for the accomplishment of all SSP Alterations issued by the Director, SSP for all SSP cognizant equipment on both SSBNs and SSGNs.
- c. TEMPALTs required for mission support or installed for test and evaluation or research and development programs.
- d. Alterations affecting configuration of hardware, software and support equipment of a TRIDENT system is under the cognizance of NAVSEA PMS 392.

- e. Temporary Modifications (TEMPMOD) are required for mission support or installed for test and evaluation or research and development programs associated with DSS and craft **per** reference (1). DSS systems on submarines and various craft such as Dry Deck Shelters are managed by NAVSEA PMS 399. DSS systems on various craft for Deep Submergence Rescue Systems are managed by NAVSEA PMS 394. TEMPMODs are managed in the same manner as a TEMPALT.

NOTE: TEMPORARY MODIFICATIONS TO DSS SYSTEMS PERMANENTLY INSTALLED ON SUBMARINES ARE MANAGED AS TEMPALTS.

2.6.2 Types of Ship Changes. There are only two types of Ship Changes in the NMP: Program Changes and Fleet Changes. The Submarine Force breaks these two types of Ship Changes into further sub-categories. See Volume VI, Chapter 3 of this manual for further details and definitions.

- a. Program Changes are programmed for installation by System Commands or Program Executive Offices, as well as funded for accomplishment by the System Commands, Program Executive Offices or other organizations as agreed upon.
- b. Fleet Changes are programmed and budgeted as part of TYCOM Ship Maintenance funding. Fleet Changes typically address safety of personnel or equipment, provide increased efficiency, reliability or maintainability and generally do not increase or add new capability.
- c. Non-Navy Ship Change Documents are programmed for installation on Naval vessels by Non-Navy organizations and they are funded for implementation by these organizations per previous agreement.
- d. Combination Ship Change Documents are programmed for installation on Naval vessels by a combination of the above organizations and their implementations are funded by those organizations per previous agreement. Under normal conditions, these Ship Change Documents are funded by their Programs. Otherwise, they are funded by the Fleet.

2.6.3 Navy Data Environment System.

- a. Navy Data Environment (NDE) was designed as an enterprise data model to integrate and merge existing modernization, maintenance and logistics legacy data structures into a single design. The objective of NDE is to consolidate Fleet Modernization Business Processes and legacy Data Systems. The following applications have been merged into the NDE common model:
 - (1) Fleet Modernization Program Management Information System (FMPMIS) (Logistics Module) and Alteration Installation Planning System (AIPS) became (NDE-NM).
 - (2) FMPMIS Program Module and FMPMIS Execution Modules (became NDE Program and Execution Modules respectively).
 - (3) Afloat Master Planning System (NDE AMPS Module).
 - (4) Integrated Logistics Support (ILS) Cert **or** Master List Module.

- b. The following systems replicate data and interface with NDE to share alteration, scheduling, material and financial data:
 - (1) NDE-SPAWAR Integrated Data Environment (NDE-SIDE).
 - (2) Configuration Data Managers Database-Open Architecture (CDMD-OA).
- c. The following systems will replicate data and interface with NDE to share alteration, scheduling, material and financial data:
 - (1) TYCOM Alteration Management System (TAMS).
 - (2) Integrated Modernization Planning for Aircraft Carriers (IMPAC).

2.6.4 Submarine Force Navy Modernization Process. Submarine Force Navy Modernization Process phased implementation details are covered further in reference (b), Section 9 and Volume VI, Chapter 3 of this manual.

2.7 INTEGRATED FLEET MAINTENANCE MANAGEMENT.

2.7.1 Integrated Fleet Maintenance Management. **Integrated Fleet Maintenance Management** is the business management model that allows for continuous maintenance by providing a seamless interface between all associated processes. It provides for processing work candidates including storage and retrieval of historical data and feedback to improve the process. The intent is to have a standard management model applicable to all platforms at all maintenance levels encompassing the following:

- a. Discover and document work.
- b. Validate and diagnose work.
- c. Integrate and screen work.
- d. Estimate and task work.
- e. Plan work.
- f. Execute work.
- g. Collect feedback and analyze data.

2.7.2 Continuous Maintenance. Continuous Maintenance is a process that involves the near continuous flow of maintenance candidates to the most appropriate level and maintenance activity for accomplishment. Timed to best support operations, it migrates from a centralized timed based batch process to a decentralized condition based nearly continuous process.

2.7.2.1 Continuous Screening Process. Continuous Screening is a process of screening work as it is discovered. Continuous Screening:

- a. Begins with identification and documentation of work candidates.
- b. Includes validation, estimation and integration of work candidates and the screening of work candidates to availabilities.
- c. Ends with the assignment and release of an availability or individual work candidate to a specific maintenance activity for execution during a specific maintenance period.

2.7.2.2 Continuous Planning Process. Continuous Planning is a process in which work is planned when tasked. Continuous Planning:

- a. Begins with tasking of a work candidate to a planning activity for preparation of a work specification and cost estimate.
- b. Ends when the specification is approved for execution. There is overlap between Continuous Screening and Continuous Planning.

2.7.2.3 Continuous Execution Process. Continuous Execution is a process in which selected emergent and non-emergent work candidates are executed outside of scheduled availabilities. Continuous Execution will not replace the current availability system. Availabilities will still be necessary to accomplish major repairs and extensive configuration changes, as well as provide the ship with a specific period of time to concentrate on maintenance and training. Continuous Execution will assist planning activities and repair activities in leveling their workload while providing the ships with a means of accomplishing repairs when needed with a minimum level of interruption to the ships' in port routine that is acceptable to the ship. The process is used when:

- a. The work candidate is ready for execution.
- b. Capacity exists in the selected repair activity.
- c. Ship's in-port schedule supports the required level of repair effort.

2.8 TECHNICAL ASSISTANCE.

2.8.1 Regional Maintenance Center.

- a. The RMCs provide direct support to Fleet and TYCOMs in matters of waterfront technical assistance, maintenance training and logistics services associated with the installation, operation, maintenance, and readiness of shipboard equipment and systems. The RMCs promote Fleet readiness and maintenance self-sufficiency in shipboard systems and equipment through direct technical help in troubleshooting, maintenance and repair, on-the-job maintenance training, logistics reviews, and technical documentation support. These services help correct operational and maintenance problems which are beyond the technical capability or capacity of fleet units or FMAs.
- b. References (p) and (q) have been cancelled. Volume VI, Chapter 2 of this manual fully describes policies and procedures for the RMCs.

2.8.2 Ship Assessment, Groom and Evaluation.

- a. This program is managed and funded by the TYCOM and provides technical assistance to Ship's Force personnel in maintaining a select list of shipboard equipment and systems.
- b. Volume VI, Chapter 42 of this manual provides further explanation of this program.

2.8.3 Carrier and Field Service Unit.

- a. Carrier and Field Service Unit is a branch of the Naval Air Warfare Center designed to provide technical assistance to Fleet personnel for all launch, recovery, and visual landing aids systems.

- b. Volume IV, Chapter 16 of this manual provides further explanation of this program.

2.8.4 Elevator Support Unit.

- a. Elevator Support Unit is an element of NAVSEA's Weapons and Cargo Elevator Improvement Program funded and scheduled by the TYCOM to provide technical assistance for the maintenance, modernization and repair of weapons and cargo handling elevators.
- b. Volume IV, Chapter 8 of this manual provides further explanation of this program.

2.8.5 Propulsion Plant Engineering Activity (Aircraft Carriers Only). CVN 68 Class aircraft carrier technical assistance is available from the Propulsion Plant Engineering Activity (PPEA) for non-nuclear propulsion plant systems. The PPEA provides an additional technical resource for assisting operating aircraft carriers with technical or operational issues, **or both**, not associated with SHIPALT installation and configuration control. PPEA Liaison services are requested using the Steam Plant Action Request per reference (r). The Steam Plant Action Request is not intended to replace the Liaison Action Request or Departure from Specifications processes described in Volume V, Part I, Chapter 8 of this manual. The PPEA, using the Steam Plant Liaison Inquiry described in reference (r), will request information, disseminate technical information and direct work that does not require a drawing change or affect system configuration control.

2.8.6 Waterfront Corrective Action Program.

- a. Waterfront Corrective Action Program is a subprogram of the Shipboard Electromagnetic Compatibility Improvement Program, and is part of the RMCs, designed to provide training and technical assistance to Ship's Force in Electromagnetic Interference recognition and reduction.
- b. Volume VI, Chapter 4 of this manual provides further explanation of this program.

2.8.7 Fleet Maintenance Support Branch (Nuclear Powered Vessels Only).

- a. Fleet Maintenance Support Branches' charter is to improve the Fleets ability to perform nuclear maintenance. This is accomplished by the following:
 - (1) Training.
 - (2) Providing on-site technical support.
 - (3) Acting as corporate memory.
- b. Fleet Maintenance Support Branch support should be coordinated through the respective Surface Nuclear Maintenance Training Group and, for submarines, coordinated through the parent ISIC.

2.9 PROPULSION PLANT MATERIAL CONDITION (AIRCRAFT CARRIERS ONLY).

2.9.1 Purpose. This section presents a comprehensive approach to assessing and maintaining propulsion plant material condition on Nuclear Powered Aircraft Carriers (CVN). The cornerstone of this program is the Material Condition Assessment Process (MCAP) which employs incremental maintenance concepts to apply inspections, maintenance, training and both depot and afloat assets toward the consistent identification, evaluation, tracking and correction of propulsion plant material condition deficiencies. The program assigns specific duties to both

Ship's Force and the TYCOM staff to ensure the ship has the assets, processes and support in place to effectively manage propulsion plant material condition over the life of the ship. The effectiveness of this process is measured by the material condition of the propulsion plants.

2.9.2 Applicability. The guidance provided in this section focuses on CVNs.

2.9.3 Ship's Force Requirements.

2.9.3.1 Reactor Maintenance Officer. The Reactor Maintenance Officer (RMO) is responsible for the long range planning and management of propulsion plant maintenance throughout the ship's cycle. Specific responsibilities include:

- a. Coordinate with other Reactor Department Principal Assistants to ensure divisions are continuously identifying, evaluating and correcting material deficiencies in the propulsion plants. The RMO will periodically review the MCAP Database (Equipment Deficiency Log (EDL)) and the Equipment Status Logs (ESL) to ensure deficiencies are being identified and documented.
- b. Coordinate with other Reactor Department Principal Assistants to ensure divisions are submitting work requests for inclusion into future availabilities and up-keeps, as necessary to correct significant or overly burdensome material deficiencies.
- c. Function as the ship's liaison for all outside maintenance activities. The RMO **will** be the primary point of contact for all matters pertaining to maintenance of the propulsion plants to include coordinating with the TYCOM in the planning, prioritizing and execution of scheduled repairs.
- d. Request assistance as necessary, via the TYCOM, to accomplish nuclear and non-nuclear planned maintenance inspections.
- e. Coordinate (with Reactor Training Assistant **or** Training Officer) all required shipyard and TYCOM training for the Reactor Department prior to the start of availabilities.
- f. Request training, via the TYCOM, on the execution of material inspections. The training, conducted by a small (a notional five person team consisting of shipyard nuclear and non-nuclear engineers and a MCAP Zone Manager **or** Coordinator) group of shipyard MCAP experts, is normally conducted in conjunction with the pre-deployment Material Condition Assessment Inspection (Pre-Deployment MCAI). The primary goal of the training is to provide focused information and training to Ship's Force personnel on MCAP inspection attributes and techniques. The RMO **will** be the single point of contact for scheduling TYCOM provided or funded maintenance and inspection training.
- g. Coordinate, via the TYCOM, the use of groom teams, as needed. Groom teams may be shipyard or contractor personnel who can be scheduled to find and fix discrepancies associated with specific systems or components. Groom teams employ standard tests to evaluate system performance and may assist in the correction of deficiencies as well as their identification and documentation.
- h. Coordinate, with other Reactor Department Principal Assistants, to ensure that deficiency lists generated by groom and inspection teams are incorporated into the MCAP Database (EDL).

- i. During CNO availabilities, perform actions necessary for certification of Reactor Plant Support Systems required to support principal propulsion plant evolutions **per** reference (s). Prior to performing work on these components **or** systems, the RMO **must** consult with the shipyard project team to ensure that a clear path to re-certification (or interim certification) is identified.
- j. Assist the Reactor Officer and the other Principal Assistants in the planning and management of SHIPALTS and modifications to reactor plant systems and support systems.
- k. Ensure that non-propulsion plant deficiencies identified as part of the MCAP are passed to the Ship's Maintenance Manager for action. The Ship's Maintenance Manager is responsible for coordinating and reporting the correction of these deficiencies in a timely manner. Increased emphasis on deficiency correction and reporting may be required by the Ship's Maintenance Manager during key event readiness periods.

2.9.3.2 Material Condition Assessment Process. Appendix A presents a notional, 27 to 36-month, MCAP Timeline. This timeline provides visibility of the many areas requiring consideration and action by both the ship and associated Project Team, both inside and outside of CNO availabilities. The timeline provides a template capturing the minimum efforts that should be undertaken throughout the ship's operational cycle to support improvement of propulsion plant material condition. It was developed by a detailed review of associated source documents and experience in MCAP implementation across the fleet and should be tailored by the RMO to suit the ship's individual schedule and circumstances. The following are events from the MCAP Timeline that are of particular significance to Ship's Force that are not specifically addressed in other source documents:

- a. Pre-Deployment Material Condition Assessment Inspection. The Pre-Deployment MCAI is a non-intrusive walk through inspection of propulsion plant spaces conducted by Ship's Force (with shipyard support) prior to deployment. This inspection is conducted as a joint effort in conjunction with pre-inspection training provided by shipyard engineers and inspectors. The scope of the pre-deployment MCAI exceeds that of the ship's periodic zone inspections and is intended to be a mid-cycle assessment of propulsion plant material condition.
 - (1) The objectives of the inspection are:
 - (a) To validate the standards used in the material condition assessment process. This is accomplished through the pre-inspection training provided by shipyard engineers and inspectors. This training is intended to be the most significant opportunity to train and educate Ship's Force personnel with regard to inspection attributes and material standards.
 - (b) To identify deficiencies prior to deployment in time to order and receive material before departure. This ensures that Ship's Force has the material on hand to correct deficiencies while on deployment.
 - (c) To provide a mid-cycle review and validation of the health of the MCAP.

- (d) To set the tone for continuing inspections during the ship's deployment. Aggressive identification and correction of deficiencies during deployment will result in an overall improved propulsion plant material condition and reduce work package churn in the subsequent CNO availability.
 - (2) Scheduling of the Pre-Deployment MCAI must balance the benefits of early identification of material issues against operational requirements. However, whenever possible, the inspection should be completed no later than three months prior to deployment. The TYCOM Maintenance Program Manager will fund a shipyard MCAP training team (notionally five to ten people in size), when requested by the RMO, to assist in the performance of the MCAI. The training team provides (1) targeted training and deck-plate feedback to Ship's Force in support of the inspection, and (2) acts as an independent check for both the ship and the TYCOM that the ship's MCAP program is being administered in a manner that supports the intent of the program. The ship's Commanding Officer retains responsibility for determining the impact and required actions for deficiencies identified during this inspection.
- b. Production Completion Date. Production Completion Date (PCD) is a CNO availability key event that is scheduled two weeks prior to the respective plant hot-operations key event and marks the Project Team's transition from production work to preparations for test events and plant operations. It is intended that all propulsion plant work, deficiency correction and associated testing required for hot-operations (Light Off Assessment) be completed by PCD. However, PCD requires a subjective evaluation by the ship's Commanding Officer, Reactor Officer and Project Superintendent that production work, testing and deficiency correction has been reduced to a level or area of the plant such that required key event preparations can proceed satisfactorily, to completion, in the ensuing two- week period. Upon reaching PCD, the Reactor Officer and the rest of the Project Team must be able to shift their focus away from production work and testing to preparations for plant operations. These preparations include but are not limited to:
 - (1) Pre-event certifications and resulting discrepancy correction
 - (2) Danger Tag removal and system restoration
 - (3) Ship's Force Startup Maintenance
 - (4) System Valve lineups
 - (5) Continued deep cleaning and small valve maintenance
 - (6) Use of Groom Teams in areas requiring special emphasis
 - (7) Temporary Service Removal
 - (8) Training on Hot Operations **or** Non-Critical Steaming
- c. Transition to an operational environment and focus
 - (1) Previous availabilities have shown that if excessive production work and testing is still ongoing at the time PCD is evaluated as complete, key event

preparations will be adversely affected and the hot operations key event date will usually be negatively impacted.

- (2) If it is necessary to delay PCD, strong consideration should be given to moving the hot operations key event accordingly, in order to protect the integrity of the two-week preparation period. Otherwise, it must be recognized that the transition from a maintenance intensive environment to an operationally focused environment may be negatively impacted.
- (3) In the event that some production work and testing will be ongoing, the Project Team will generate an exceptions list detailing all work and associated testing that is intended to continue after PCD. The Project Team must **formally** agree that the intensity or volume of the items on the exceptions list will not adversely impact the Project's ability to complete preparations for the upcoming event, in an orderly and timely manner.
- (4) Some specific questions that should be considered when determining whether a project has reached PCD include:
 - (a) Are major system piping and valves intact?
 - (b) Are propulsion plant damage control and fire-fighting systems and the associated repair lockers stocked and operational?
 - (c) Are ladders installed? Are space accesses and at least one of the two escape trunks in each space clear for passage?
 - (d) Are doors, hatches and scuttles installed and operational?
 - (e) Are temporary services removed with the exception of essential support systems and systems installed to support remaining work?
 - (f) Are all deck plates and associated supports installed?
 - (g) Has loose industrial material and debris been removed?
 - (h) Have major lagging repairs been completed? Is the extent of any remaining lagging work minimal (not including temporary lagging installed to support later testing)?
 - (i) Are pre-test inspections and correction of associated deficiencies complete?
 - (j) Has major preservation and painting been completed? Is the extent of remaining touch-up painting acceptable?
 - (k) Have deficiencies identified by the MCAI, weekly walk-throughs, associated cold plant testing, and any rework or retest associated with the testing, been completed or resolved? If not, are the remaining deficiencies at a low enough level that they can be corrected without impacting event preparations?
 - (l) If applicable, has System Turnover been completed? Have all discrepancies identified during the turnover process been corrected?

d. Deficiency Identification and Correction. The basic organization of a CVN Reactor Department has long established programs in place to support the day-to-day identification and tracking of material deficiencies (3M system, Zone Inspection Programs, MCAP Database, EDL, CSMP, etc.). However, experience has shown that successful programs are those that support **continuous** identification and correction of propulsion plant deficiencies that have incorporated the timelines of Appendix A and have placed increased emphasis on known problem areas. Some of the propulsion plant maintenance areas that have historically required special attention are listed in **sub-paragraphs (1) and (2) here**. Each CVN may identify additional areas as they progress through the maintenance cycle.

- (1) Valve Maintenance and Inspection. All valves in the propulsion plant are required to be inspected and maintained **per** the applicable chapters of the component technical manual. Special emphasis should be placed on the early identification and correction of stem packing leakage in conjunction with the MCAP inspection program. All valves having less than two valve isolation from high-energy systems should be inspected annually at a minimum. Prior to availabilities that will include a plant cool down, particular attention should be given to steam generator isolation valves, safety valves, blowdown and sampling system valves and all 500 series main feed and main steam system valves. Any valve that shows signs of packing leakage or has minimal packing gland adjustment remaining should be entered into the MCAP Database (EDL) for further evaluation.
- (2) Structural Preservation. Areas of the propulsion plant are to be inspected for structural corrosion on a rotating basis in conjunction with the ship's MCAP inspection plan. Particular emphasis should be placed on areas exposed to salt spray (ventilation spaces, weather deck fittings), equipment foundations, low traffic areas, and all out of plant spaces owned by Reactor Department or that contain reactor support equipment. References (t), (u) and (v) provide additional guidance on applying and resurfacing plant structural components and coating color schemes.

NOTE: REFERENCE (v) WAS DISTRIBUTED TO ALL CVNs BY NAVSEA LTR 92T124/0418 DATED 5 NOV 01 AND PROVIDES AN EXCELLENT STANDARDIZED GUIDE OF THE VISUAL CONDITION OF PAINTED COMPONENTS AND SURFACES IN THE INTERIOR OF SHIPS DURING MAINTENANCE AVAILABILITIES OR CONTRACTED PRESERVATION TEAM WORK. ADDITIONAL COPIES ARE AVAILABLE IN SPIRAL BOUND BOOK FORM AND ON CD-ROM FROM THE NAVAL LOGISTICS LIBRARY (<http://nll.navsup.navy.mil/>). ACCESS THE P2003 SHOPPING CART AND INPUT EITHER TECH MANUAL NUMBER SL700-AB-GYD-010 OR NSN 0910-LP-100-4420.

- (3) Lagging and Insulation. Damaged or worn lagging **or** insulation should be inspected and upgraded using the guidance of references (c), (h), and the CVN 68 Class Incremental Maintenance Plan, Sequencing Plan in conjunction with the ship's MCAP inspection program. Ships should consider maintaining a

separate list of lagging removed by Ship's Force as a result of maintenance, wetting or becoming oil soaked. Guidance for installing and maintaining insulation can be found in reference (w). Painting of insulation is covered by the aforementioned Reactor Plant Paint Schedule.

- (4) **Paint and Preservation.** In conjunction with the structural preservation and bilge preservation inspections discussed in this section, the ship must ensure that the paint and preservation status of general propulsion plant spaces is maintained over time with emphasis placed on the work that will be done during availabilities. The CVN 68 Class Incremental Maintenance Plan, Sequencing Plan provides guidance on rotation plans for propulsion plant spaces. Ships should consider maintaining a list of spaces annotating the dates when spaces were last painted **or** preserved to assist in long term planning. References (t), (u) and (v) (see NOTE in paragraph 2.9.3.2.c.(2) of this chapter) provide additional guidance on applying and resurfacing plant structural components and coating color schemes.

- (5) **Bilge Preservation.** Invasive, below the deck level, inspections are the key to maintaining the integrity of bilges and bilge structural members. Ships should ensure that regular bilge inspections are scheduled in conjunction with the ship's MCAP inspection program with increased emphasis during the Pre-Availability and Pre-Deployment MCAI inspections.

Progressive maintenance techniques are required for coatings in the propulsion plant bilges to wear as projected and must be resurfaced at the appropriate intervals. Guidance on inspection criteria and establishment of inspection zones can be found in CVN 68 Class Depot Maintenance Requirement Card MRC 631-01. References (t), (u), (v) and (x) (see NOTE in paragraph 2.9.3.2.c.(2) of this chapter) provide additional guidance on applying and resurfacing plant structural components and coating color schemes.

- (6) **Oil Leak Identification and Correction.** Ships should aggressively identify and correct oil leaks, with particular attention to areas underneath the main engines, turbine generators, lube oil purifiers and in the vicinity of lube oil pumps. Inspection plans should divide the propulsion plant spaces into zones to ensure all areas are inspected annually at a minimum. The list of identified oil leaks can then be prioritized in the MCAP Database (EDL) for correction.
- (7) **Electrical Cableway Inspection.** Shipboard electrical cableways for the most part are taken for granted. Improperly installed cables in the propulsion plant can not only damage existing cables but may also impact watertight **or** airtight integrity. Cableways must be properly installed and maintained **per** the requirements of references (y) and (z). Additional guidance for conducting cableway assessments in conjunction with the ship's MCAP inspection program is available in Volume VI, Chapter 28 of this manual.
- (8) **Typical Recurring Deficiencies.** The ship should actively pursue the identification, documentation and correction of typical recurring deficiencies through the periodic MCAP inspections. Listed **in sub-paragraphs (a) through**

(k) are examples of the types of items that should be continuously identified and corrected. TYCOM will provide funding during availabilities, Planned Incremental Availabilities and Docking Planned Incremental Availabilities for the shipyard or other activity to provide assistance in resolution, as required.

- (a) defective or missing spray shields
- (b) missing deck plate screws
- (c) lockwire or locking cable deficiencies
- (d) mixed, missing or corroded fasteners
- (e) small valve maintenance deficiencies
- (f) loose or damaged stuffing tubes
- (g) missing or damaged pipe hangers
- (h) missing, misaligned or leaking funnels
- (i) missing gage fasteners and gage line supports
- (j) electrical cable and lighting deficiencies
- (k) missing or damaged label plates

- e. Acceptable-As-Is items. The MCAP database has the ability to provide the ship with information concerning material conditions that have been previously classified as “Acceptable As-Is”. Each entry should identify the equipment and its location, provide a description of the acceptable condition and a reference to the technical documentation that accepted the condition. Shipyards can use this data during depot availabilities to preclude repetitive research for acceptable, existing conditions that would otherwise be considered deficiencies. The shipyard will provide the ship with electronic copies of all waiver letters, Liaison Action Request responses, Departures from Specifications and any other acceptance documentation generated during an availability. The RMO with the assistance of the Reactor Plant Planning Yard should ensure the data is kept up to date between depot availability periods.

2.9.3.3 Methods for Assessment of Material Condition. There are several methods used to periodically assess and improve the material condition of the propulsion plants for CVN outside of depot availabilities. The existing programs provided by the fleet commanders to improve material condition are addressed in Volume VI, Chapter 42, of this manual. Other methods include:

- a. Material inspections conducted by the Surface Nuclear Propulsion Mobile Training Teams (MTT).
- b. Material inspections conducted by the Board of Inspection and Survey.
- c. Material inspections conducted by the Nuclear Propulsion Examining Board (NPEB).
- d. Periodic inspections conducted by shipyard engineering and inspection groups, usually in conjunction with availability planning. These inspections include Carrier Availability Planning System, Point of Entry Testing (POET), MCAIs and zone inspections of the propulsion plant spaces.

- e. Carrier Engineering Material Assessment Team coordinators groom systems to include Leslie valves, high pressure air compressors, low pressure air systems, governor control systems, distilling plants, etc.
- f. Periodic Ship's Force Zone Inspections.
- g. Pre-Deployment Material Condition Assessment Inspection.

The table shown in Appendix B is a compilation of propulsion plant inspections and references.

2.9.3.3.1 Attributes and Acceptance Standards for Material Condition Inspections. The inspection criteria used for material inspections throughout the ship's operational cycle **must** be uniform and consistent to provide an accurate assessment of the material condition of the propulsion plant.

- a. Reference (s) **must** be used to inspect non-nuclear propulsion systems and components. The checklist provided in Appendix C is to be used as a guide during CNO Availabilities when reference (r) is invoked for determination of system readiness to support execution of a Key Event. This checklist may also be used outside of availabilities to determine system readiness to support ship operations.
- b. References (aa), (ab) and (r) **must** be used to inspect nuclear propulsion systems and components. Inspection criteria for nuclear mechanical systems is listed in Appendix D. Inspection criteria for nuclear electrical systems is listed in reference (ab).

2.9.3.4 Propulsion Plant Planned Maintenance. Reference (ac) lists the planned maintenance pertinent to reactor systems and includes numerous inspections and checks to review material condition. It can be advantageous for the ship to request shipyard quality control inspector or production shop assistance when conducting the annual inspections of the Reactor Compartment and Pressurizer Shed. In addition, the ship should consider requesting assistance when performing periodic inspections of piping hangars, piping and supports in bilges, load centers and reactor vessel shielding.

2.9.3.5 Training for Ship's Force. The TYCOM, in conjunction with other activities (e.g., NSY, Fleet Maintenance Support Branch, Shore Intermediate Maintenance Activity (SIMA), Trident Training Facility), has developed specific training courses to enhance technical maintenance capabilities and inspection techniques. In addition, shipyard personnel can provide training on subjects such as lagging replacement, lockwire **or** locking cable installation and inspection techniques. Ship's Force requests for specific training topics (e.g., shipyard inspection training prior to conducting the pre-deployment MCAI) **must** be processed through the TYCOM. Ship's Force should schedule this training early and ensure sufficient personnel are trained.

2.9.4 Type Commander Responsibilities.

- a. Budget and plan for correction of both typical recurring deficiencies and other material deficiencies during all upkeeps, availabilities, Planned Incremental Availabilities and Docking Planned Incremental Availabilities.
- b. Assign groom teams as necessary, to assist Ship's Force in maintaining the material condition of the propulsion plant.
- c. Provide the maintenance and inspection training requested by Ship's Force. This provisioning of training will include funding a shipyard MCAP team requested by the

RMO in support of the pre-deployment MCAI. This small team (five to ten-person notional size) provides (1) targeted training and deck-plate feedback to Ship's Force in support of the inspection, and (2) acts as an independent check for both the ship and the TYCOM that the ship's MCAP program is being administered in a manner that supports the intent of the program.

- d. Provide training for RMOs through the TYCOM N9 and N43 organizations to ensure they understand common maintenance problems among carriers, the requirements of this chapter and how to better plan for availabilities.
- e. For CNO Availabilities, maintain, with Ship's Force and shipyard input, an Availability Parts Support List containing special parts and routinely required support equipment necessary to support Ship's Force work (e.g., breaker locking clips, valve locking devices, Tygon tubing, flexes, thread protectors, foreign material exclusion plugs, valve stems). These material items can then be ordered and procured early so that production work will not be disrupted.
- f. Meet periodically with the Reactor Officer or RMO to review the ship's material condition. The need for TYCOM support in identifying and correcting material deficiencies should be addressed at this time.
- g. Provide timely review and scheduling of deficiency correction for items identified during the inspections and grooms of paragraph 2.9.3.3 of this chapter.

2.9.4.1 Type Commander Mobile Training Team Visits. The MTT should periodically evaluate the ship's material condition including a review of the ship's MCAP Database (EDL) to ensure the ship has an effective program for identifying and correcting material condition deficiencies. It is important that the MTT does not critique lists that are too large, since this chapter specifically encourages ship's to document deficiencies that are beyond the capability of the ship or are too numerous to fix considering the ship's operational commitments. Attributes that should be checked include:

- a. Ensure that the MCAP Database (EDL) is current and accurate based on MTT material condition inspections (i.e., is the ship's MCAP Database (EDL) an accurate representation of propulsion plant material condition based on the number, type and severity of items identified by the MTT? Are the plans for corrections realistic?)
- b. Ensure that deficiencies have not remained in the MCAP Database (EDL) for an excessive amount of time (i.e., the turnover rate of the deficiencies). Large backlogs indicate the need for increased Ship's Force attention or TYCOM assistance to correct deficiencies.

2.9.5 Assessing Deficiency Impact and Scheduling Corrective Action. During scheduled CNO availabilities, shipyard personnel must review applicable plans and specifications in order to determine whether correction of a deficiency is required to support propulsion plant testing key events. Factors that must be considered in making this determination are type and severity of the defect, service of the component involved, accessibility of the defect for repair during shipyard availability versus upkeep period, effect on personnel or equipment safety, impact on system operation and cleanliness or preservation (i.e., required to restore cosmetic appearance versus resistance to corrosion). Every attempt should be made to correct all deficiencies during scheduled CNO availabilities. However, propulsion plant testing key events **must** not be delayed

in order to correct deficiencies that are not required to support that event. Such deficiencies can be deferred and may be scheduled for correction outside of the availability. Deficiencies that are primarily cosmetic are ideal candidates for deferral consideration. When material condition deficiencies are identified outside of CNO scheduled availabilities, the Reactor Officer determines whether corrective action is necessary and when it should be accomplished. Appendix A provides guidance regarding deficiency disposition in either case.

2.10 100 HOUR TRANSITION PERIODS (SURFACE FORCE SHIPS ONLY).

2.10.1 Critical Time Period. The 100 hours at the beginning and at the end of an availability are critical times for availability execution. The ISIC, TYCOM, NSA, LMA and ship are responsible for coordinating the 100-hour plan. Any job or event that is viewed as hindering the start of the availability **must** be included in the 100-hour plan. Communication is vital to ensuring a full understanding of all work and associated requirements. **Details for the first and final 100 hours will be:**

- a. **First 100 Hour Plan should be discussed at:**
 - (1) **Work Package Execution Review (WPER)**
 - (2) **Planning Board for Maintenance (PB4M) meetings within six months of a scheduled availability**
 - (3) **Arrival Conference**
- b. **Final 100 Hour Plan should be discussed at:**
 - (1) **50% and 75% Completion Conferences**
 - (2) **Planning Board for Maintenance (PB4M) meetings conducted during Availabilities**

2.10.2 First 100 Hour Plan. The First 100 Hour Plan will notionally start the first full work day of the availability. The items listed **here** are the focus of the first 100 hours, as indicated in Appendix E.

- a. Conduct Tag-out audit.
- b. Establishing plant conditions.
- c. Establishing working hours and implement work controls (i.e., Tag-outs and Work Authorization Forms (WAF) throughout the availability.
- d. NSA, LMA and Ship's Force will have a plan ready to execute at the start of the availability to place required equipment **and** systems into Inactive Equipment Maintenance status.
- e. Jobs still requiring ship checks will be listed in the Availability Planning Message.
- f. Test forms required for Ship's Force retest of FMA work will be delivered to the ship within the first 100 hours for Ship's Force to review, plan and write procedures as necessary.
- g. Brief all critical path jobs (i.e., work that requires most of the availability to complete) that will start during the first 100 hours.

- h. Establish who from Ship's Force is authorized to sign off equipment testing (i.e., E-7 and above).
- i. Confirm weekly progress meetings and times with Ship's Force and contractor management.
- j. Submit Availability Start Message to cognizant Fleet Commander.
- k. Provide Ship's Force with an Executive Level Integrated Maintenance Availability schedule (i.e., critical path jobs, long lead-time jobs, Maintenance Control Team jobs, high visibility jobs).
- l. Conduct maintenance availability training **and** stand down for Ship's Force on critical safety systems (i.e., Tag-out, electrical safety, hearing conservation, sight protection, respiratory safety, etc.).

2.10.3 Final 100 Hour Plan. The Final 100 Hour Plan will notionally begin four days prior to the beginning of sea trials; or if no sea trials, last day of the ships' scheduled availability. Items listed **here** must be completed **per** Appendix F of **this chapter**, which provides an outline of the final 100 hours.

- a. Production work complete. It is vital all production work is completed by the 100-hour point to allow for the remaining events to occur without delay.
- b. Production related temporary services removed.
- c. Conduct departure conference.
- d. Commence dock trials; complete dock trials.
- e. Conduct Tag-out audit.
- f. WAFs require close out no later than 72 hours prior to the beginning of sea trials; or if no sea trials, end of the availability. Conduct final WAF audit after closeout.
- g. Testing associated with production work is completed and reviewed. (Testing should be ongoing as production work is completed throughout the ship's availability.)
- h. Operationally test systems **and** equipment repaired or modernized during the availability.
- i. Conduct Pre-Underway checks and Master Light-Off Checklists (MLOC).
- j. Crew watchbills and berthing bills complete.
- k. Conduct Fast Cruise.
- l. Complete Fast Cruise.
- m. Crew rest and final administration.

APPENDIX A

MATERIAL CONDITION ASSESSMENT PROCESS TIMELINE

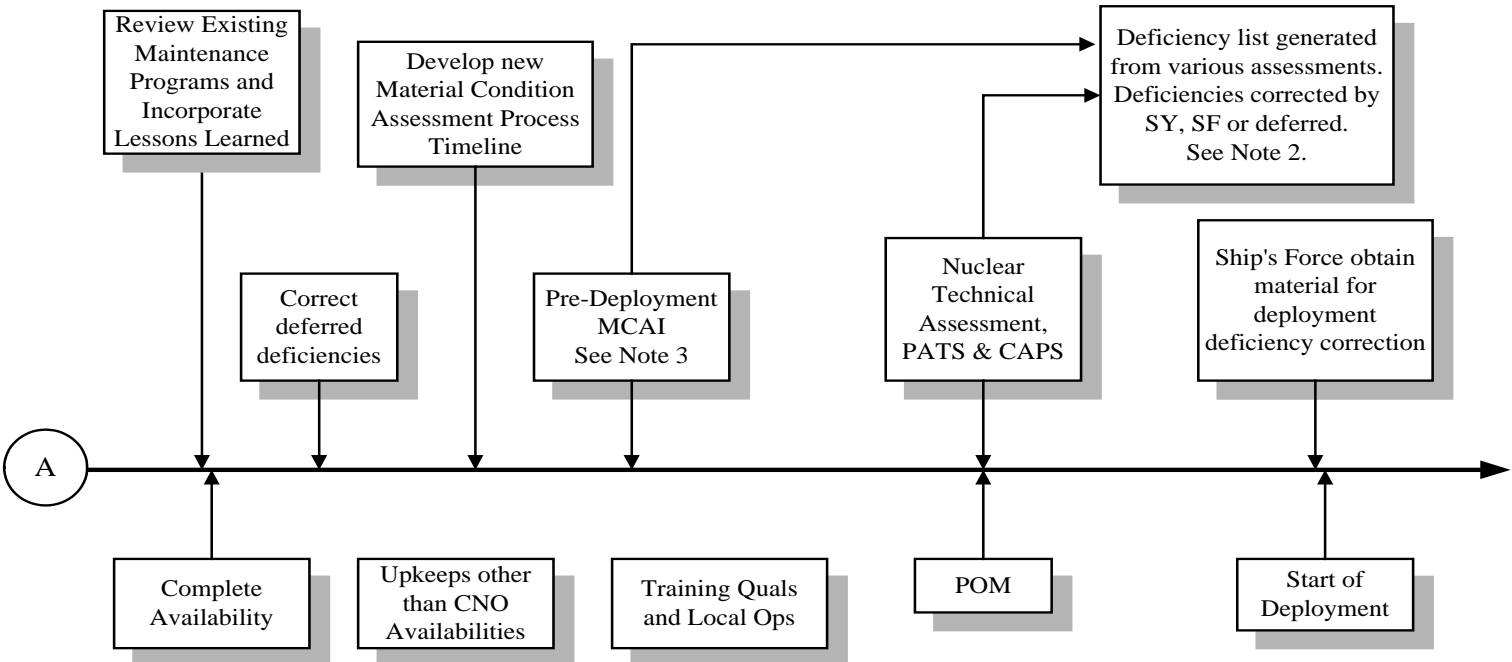
PURPOSE: The timeline of this Appendix lays out the material condition assessment process throughout the ships' Fleet Readiness Training Plan. The plan also includes descriptions of the various events that occur and who is responsible for the actions outlined. With this information, the various stakeholders in the project team can develop a clear understanding of the process. This will encourage better communication, planning and completion of all required actions.

This timeline is provided as a guide to be used for development of a CVN 68 class ship specific timeline for a Planned Incremental Availability or Docking Planned Incremental Availability. The timeline is not applicable to a Refueling Complex Overhaul availability.

Notes:

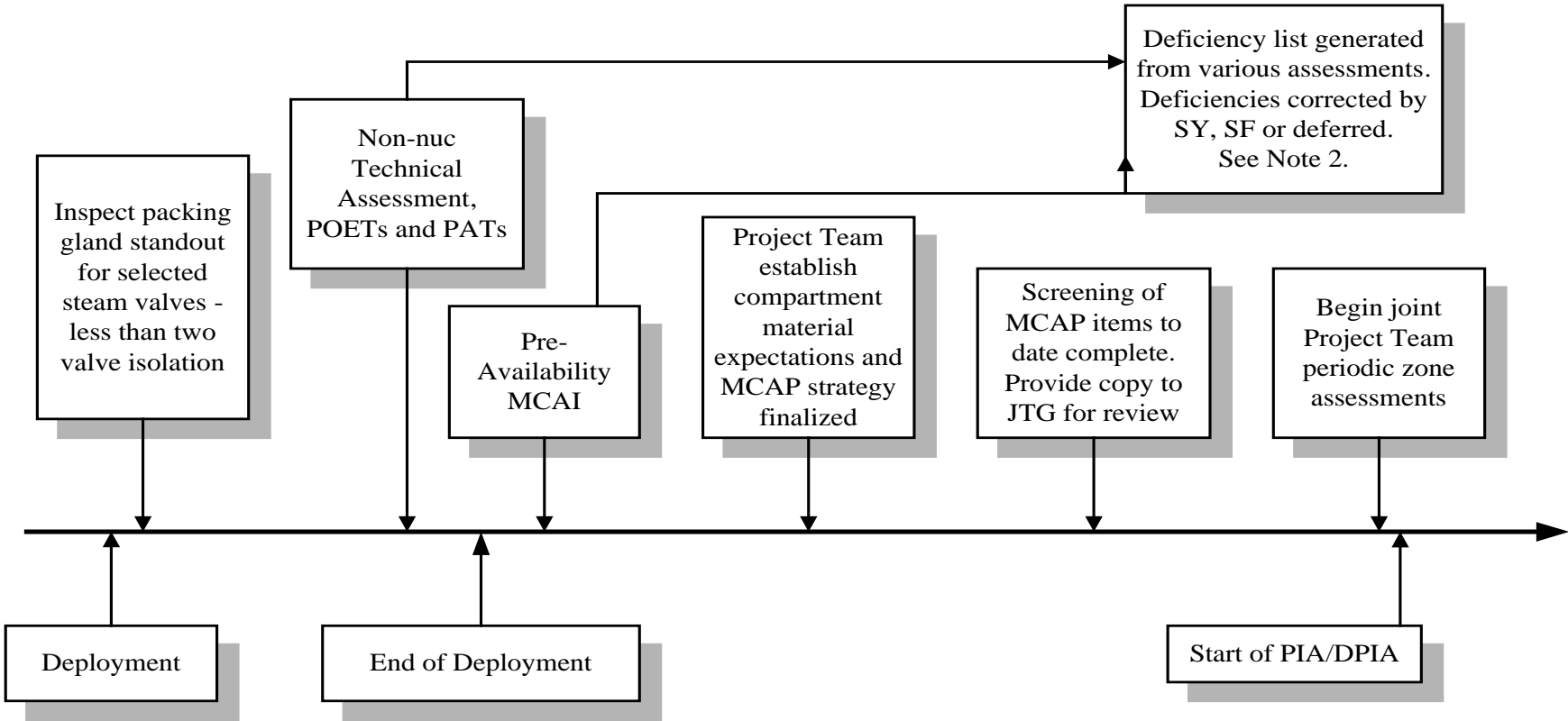
1. The following timeline is a generic version of a Project Material Condition Assessment Process. The project team will develop a timeline and plan specific to each availability taking into account the ship's schedule (deployment, transit periods, upkeeps and early start periods). The plan includes descriptions of the events (purpose of inspection **or** action, which activity performs the action, results, etc.). The timeline and plan allows the Project Team (shipyards, Ship's Force, TYCOM) to develop a clear understanding of the process. Timeline should be developed to present at the first project planning meeting (target 15 months prior to start of availability).
2. Deficiencies identified during the MCAI and following assessments will be evaluated per the attached Deficiency Evaluation Flowchart.
3. The Pre-deployment MCAI may be required more than once in an MCAP "cycle" given that two (more) deployments may be planned for a carrier in the interval between CNO availabilities. In this instance, the RMO should request the shipyard MCAP training team in conjunction with each performance of the Pre-deployment MCAI.

MCAP

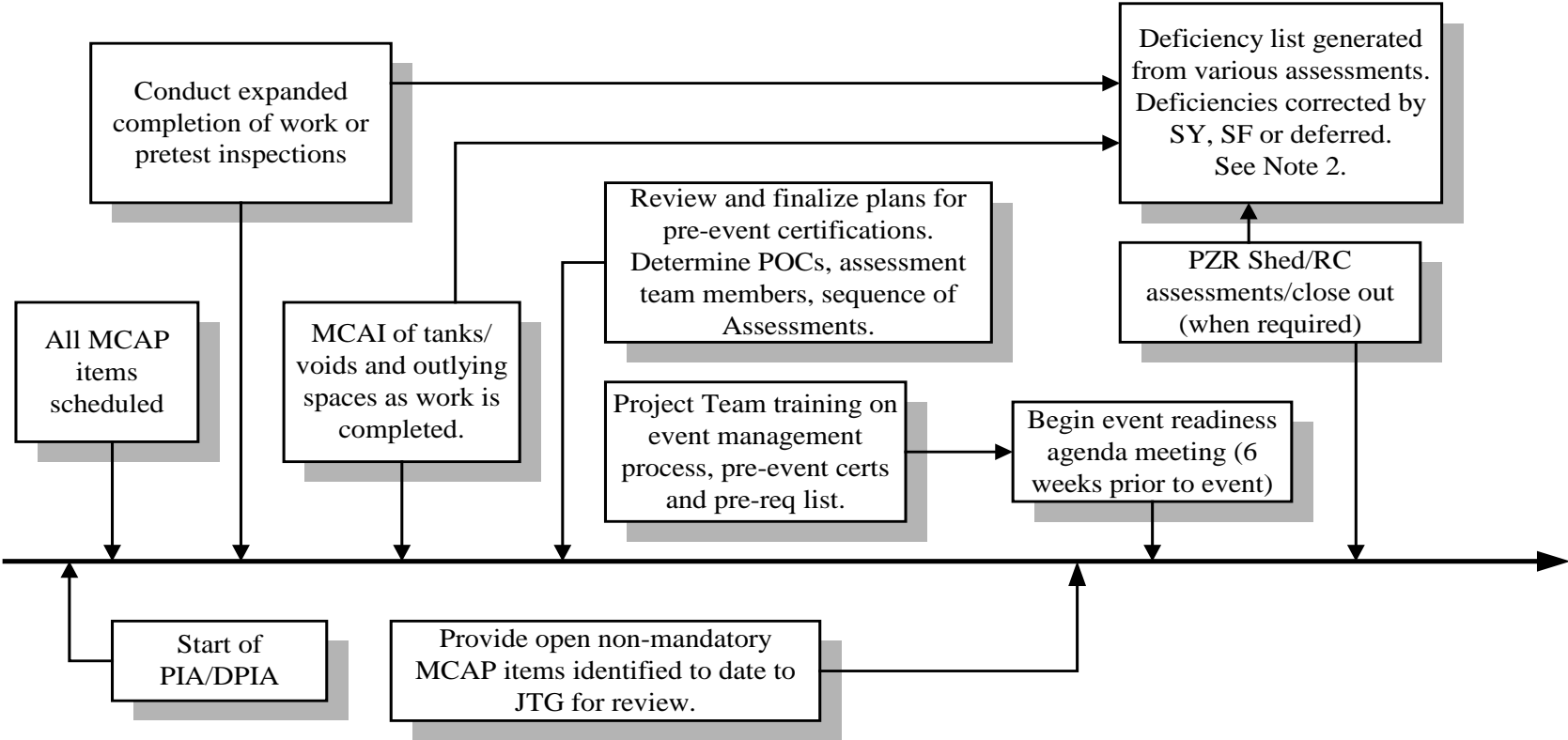


1

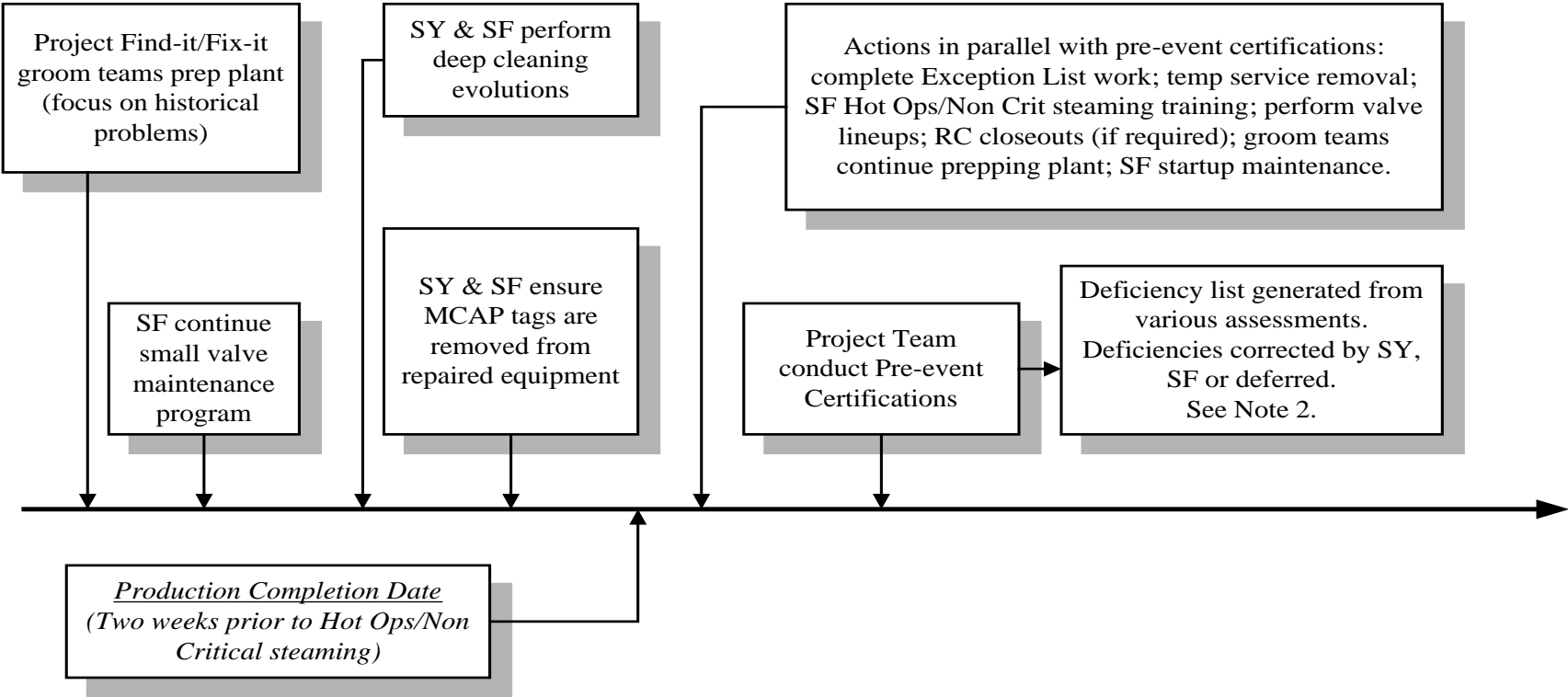
MCAP



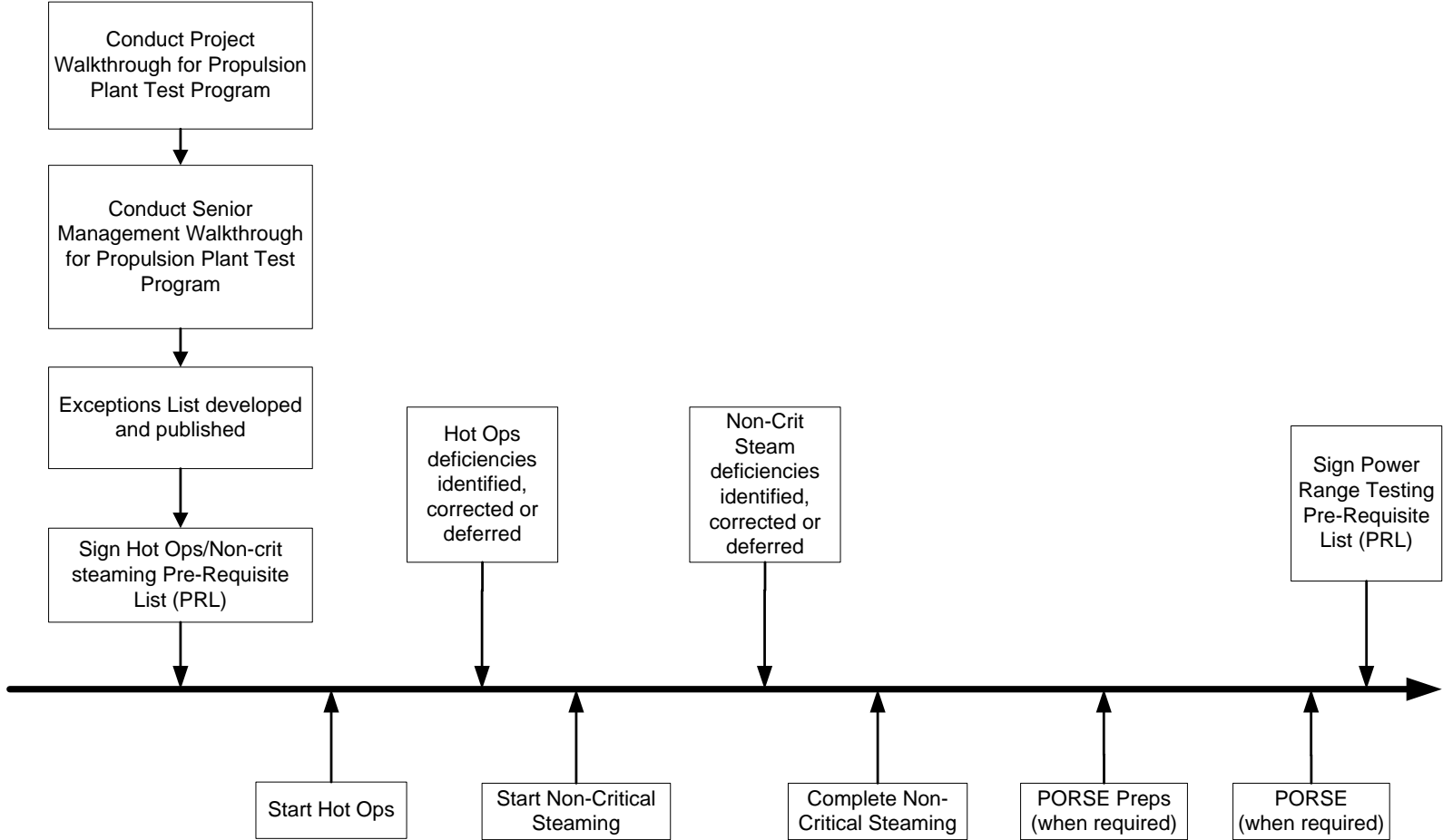
MCAP

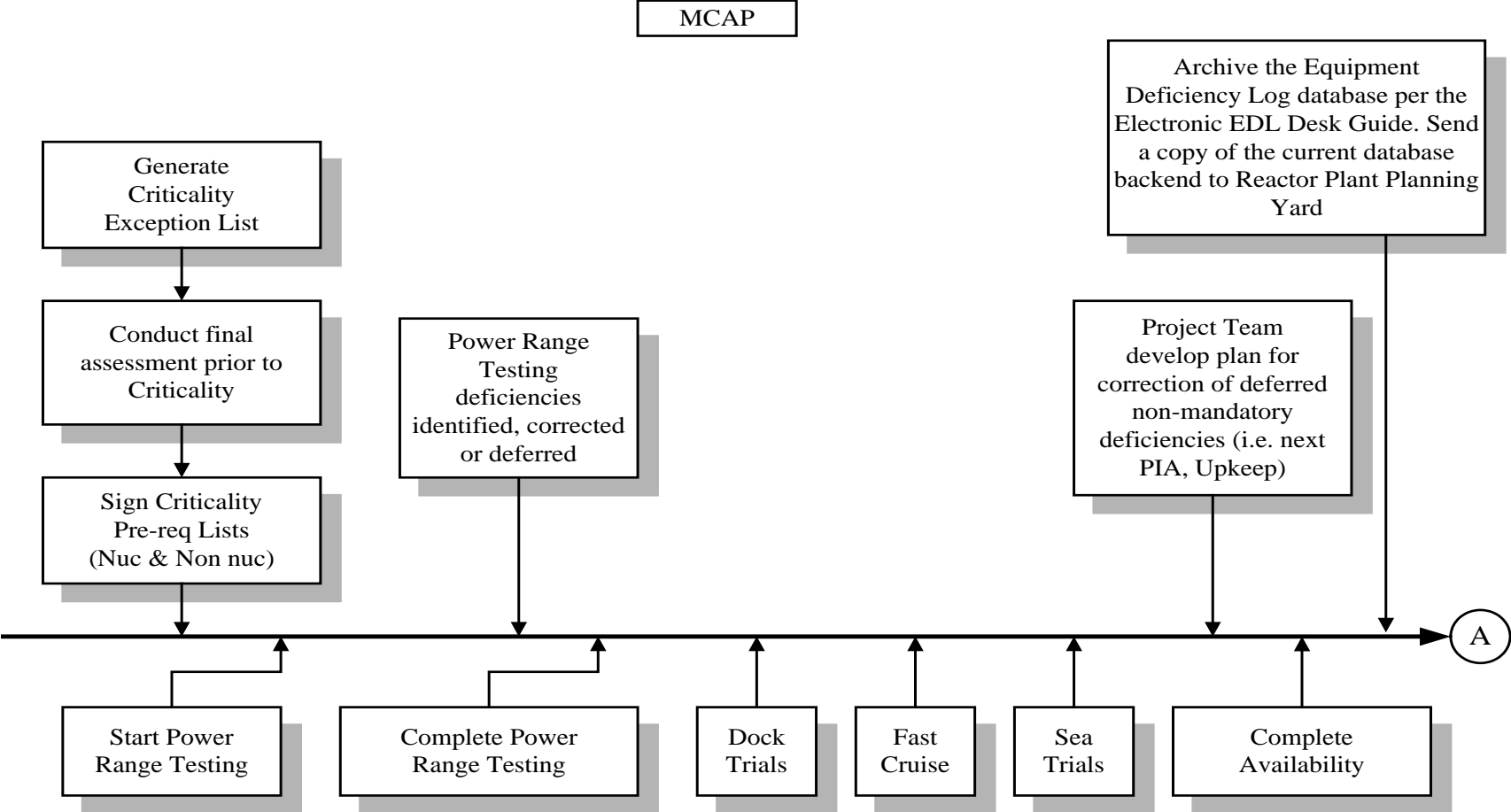


MCAP



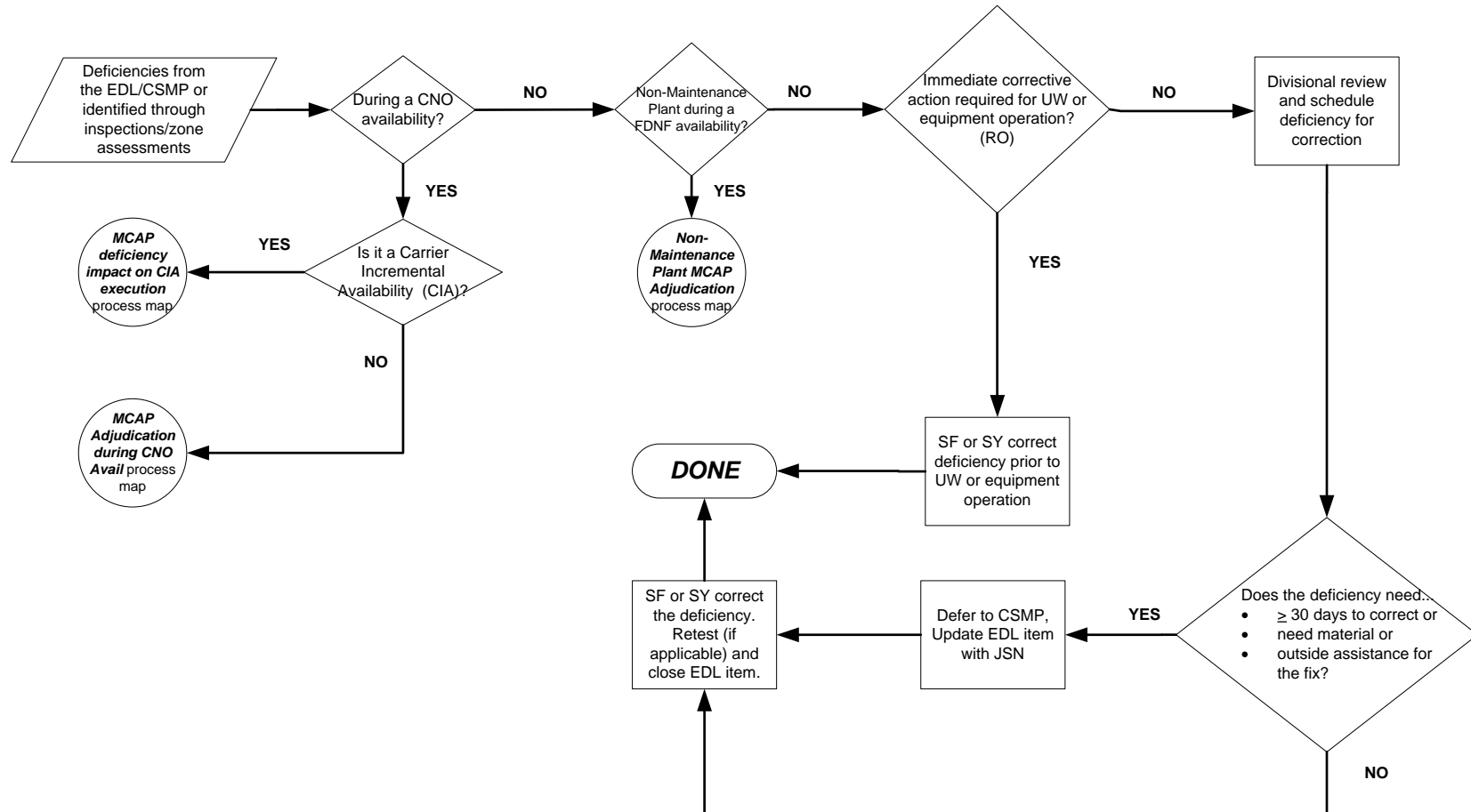
MCAP





6

MCAP Deficiency Evaluation Flowchart

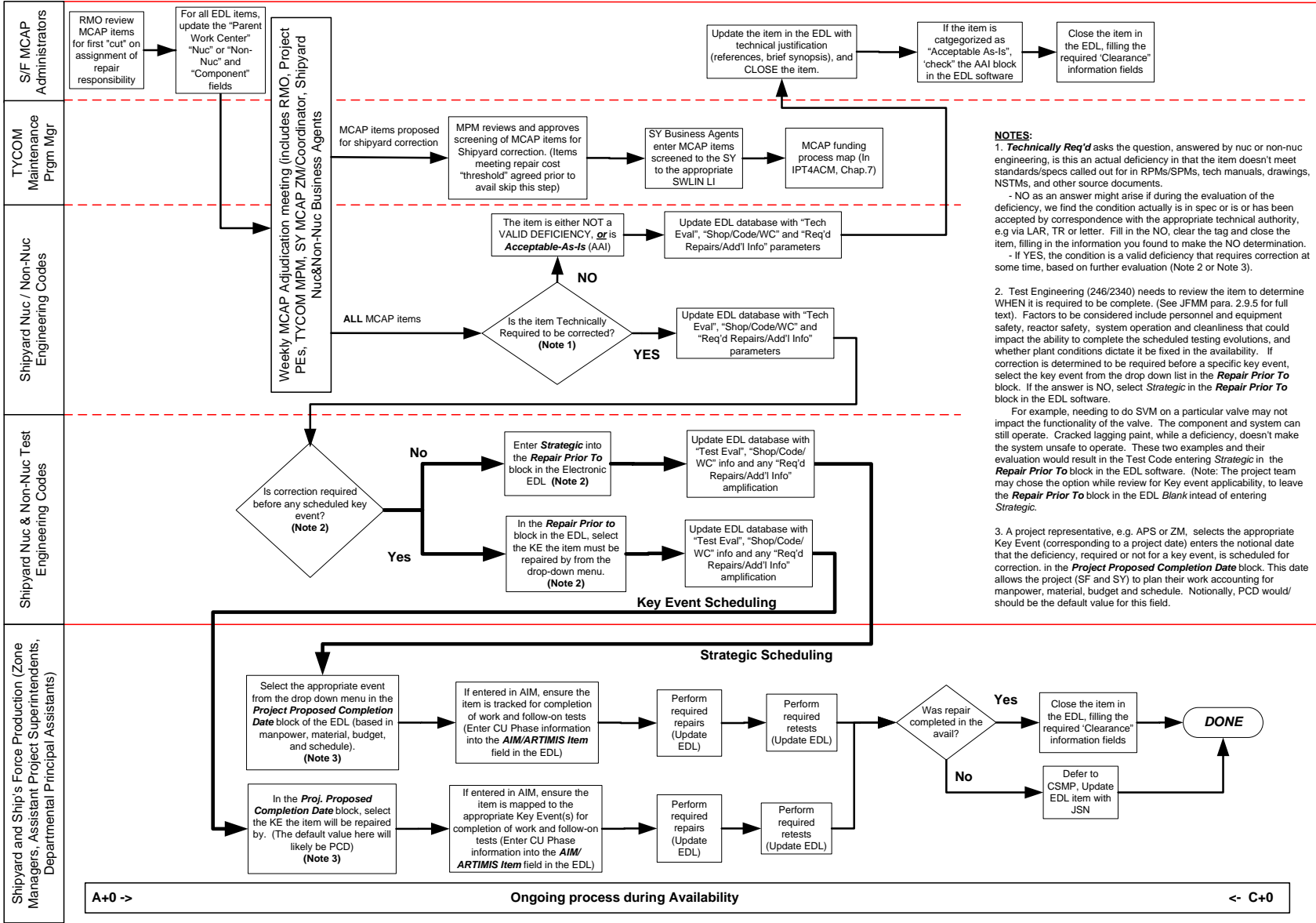


General Notes:

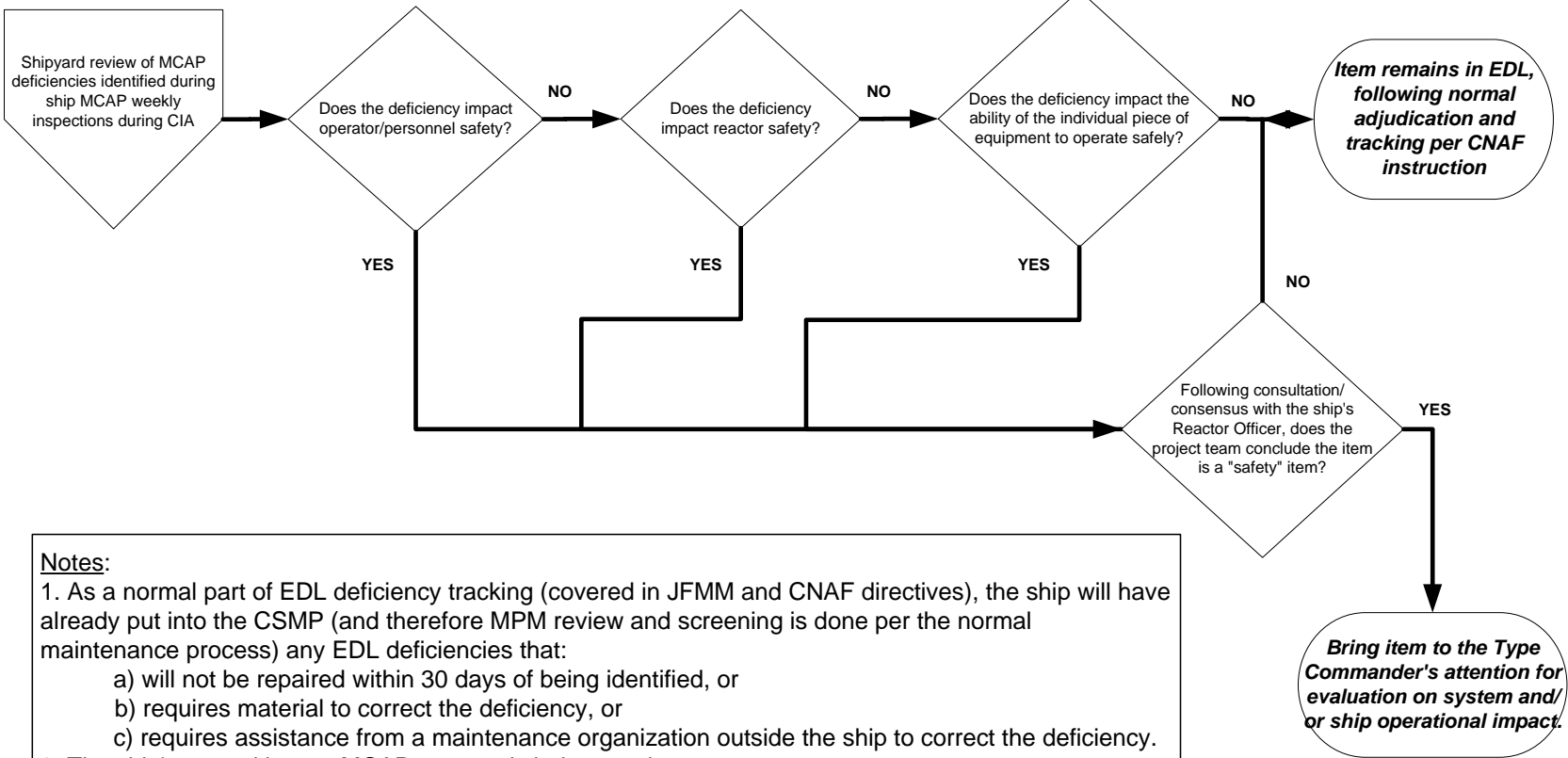
An effort should be made to fix any and all deficiencies as soon as possible. Generally, deficiency correction will fall within one of three general, generic "paths"...

1. The item doesn't meet technical requirements in one or more parameters, and must be fixed prior to the next startup, or a Key Event in a maintenance period.
2. The item doesn't meet technical requirements, and it's preferable to fix the item during the maintenance period in question. You could, however, operate the plant safely with the item as it stands.
3. While not meeting technical requirements, it's an item requiring a small (usually < 8 hours to fix) expenditure of time/labor to correct. Examples include minor paint touchup, small lagging tears, a lagging "button" missing from a sheet of bulkhead lagging.

MCAP Adjudication Process Map (during a CNO availability)



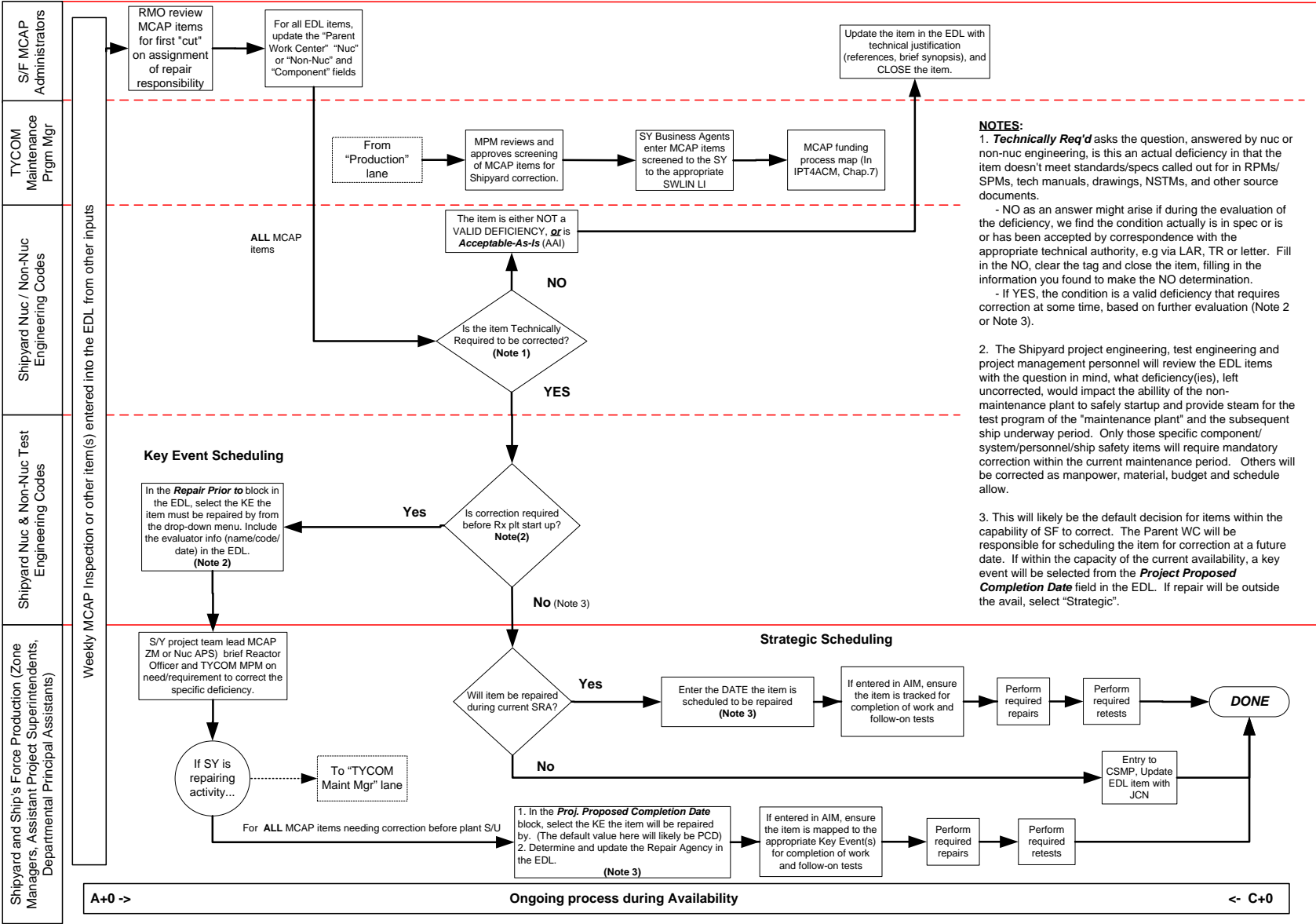
MCAP deficiency impact on CIA execution



Notes:

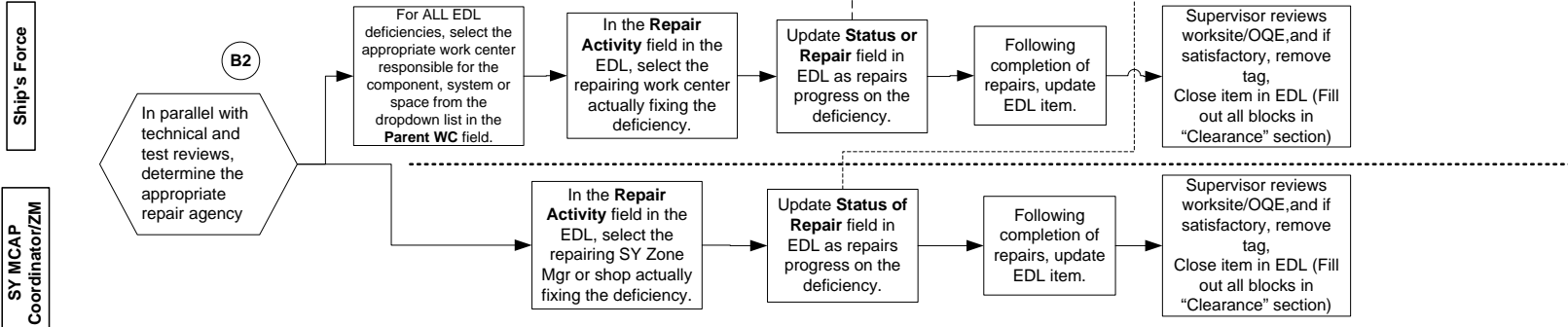
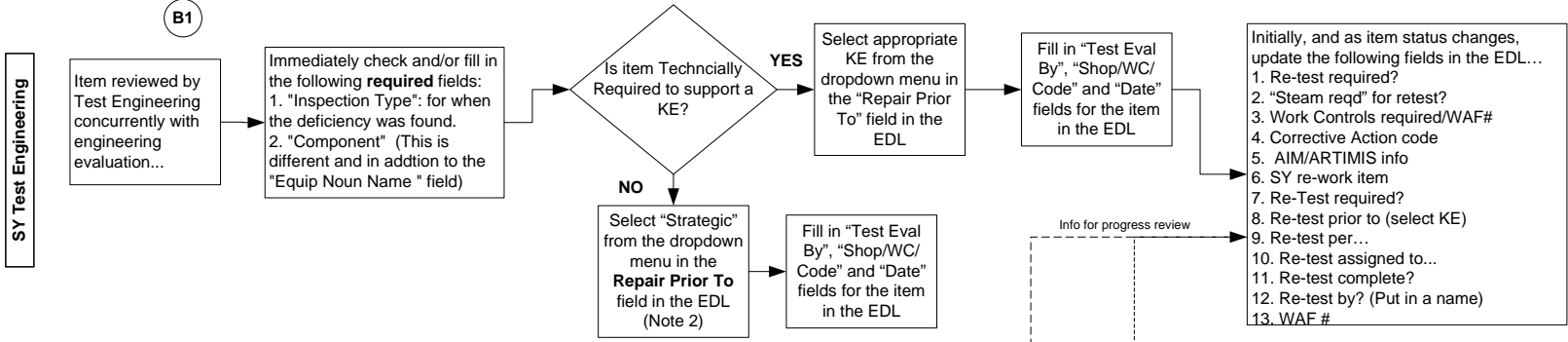
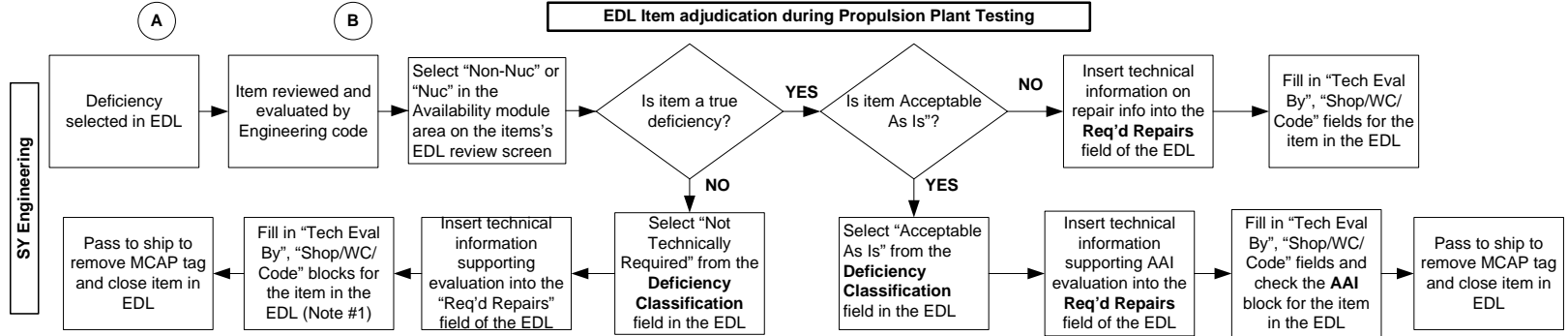
1. As a normal part of EDL deficiency tracking (covered in JFMM and CNAF directives), the ship will have already put into the CSMP (and therefore MPM review and screening is done per the normal maintenance process) any EDL deficiencies that:
 - a) will not be repaired within 30 days of being identified, or
 - b) requires material to correct the deficiency, or
 - c) requires assistance from a maintenance organization outside the ship to correct the deficiency.
2. The ship's normal in-port MCAP process is being used.
3. The shipyard is assigned NSA roles and responsibilities for the maintenance period (CIA).
4. The shipyard's engineering and test engineering codes (246/2340) will review MCAP items identified from the weekly ship walkthroughs to determine if any items discovered require repair prior to the end of the inport maintenance period (CIA). Following consultation and consensus with the Reactor Officer/Commanding Officer, the item is brought to the attention of the Type Commander to schedule the repair and evaluate it's impact on ship's schedule.

Non-Maintenance Plant MCAP Adjudication Process Map (during a CNO availability)



NOTES:

- Technically Req'd** asks the question, answered by nuc or non-nuc engineering, is this an actual deficiency in that the item doesn't meet standards/specs called out for in RPMs/SPMs, tech manuals, drawings, NSTMs, and other source documents.
 - NO as an answer might arise if during the evaluation of the deficiency, we find the condition actually is in spec or is or has been accepted by correspondence with the appropriate technical authority, e.g via LAR, TR or letter. Fill in the NO, clear the tag and close the item, filling in the information you found to make the NO determination.
 - If YES, the condition is a valid deficiency that requires correction at some time, based on further evaluation (Note 2 or Note 3).
- The Shipyard project engineering, test engineering and project management personnel will review the EDL items with the question in mind, what deficiency(ies), left uncorrected, would impact the ability of the non-maintenance plant to safely startup and provide steam for the test program of the "maintenance plant" and the subsequent ship underway period. Only those specific component/system/personnel/ship safety items will require mandatory correction within the current maintenance period. Others will be corrected as manpower, material, budget and schedule allow.
- This will likely be the default decision for items within the capability of SF to correct. The Parent WC will be responsible for scheduling the item for correction at a future date. If within the capacity of the current availability, a key event will be selected from the **Project Proposed Completion Date** field in the EDL. If repair will be outside the avail, select "Strategic".



Notes:
 1. If authorized to sign as Project Engineer, check the "SY PE" review block and enter the date in the "Review" area of the EDL screen for the item being reviewed.
 2. Items coded as "Strategic" can continue to be repaired if manpower, material, budget and schedule permit.

APPENDIX B

CVN PROPULSION PLANT MATERIAL CONDITION ASSESSMENTS

			REQUIREMENT		WHO				
ASSESSMENT, INSPECTION or TEST	REFERENCE & PARAGRAPH # OF REQUIREMENT(S)	TYPE OF ASSESSMENT	"WHY"	WHEN	WHEN TYPICALLY CONDUCTED	PERFORMS	EVALUATES	INSPECTION or ACCEPTANCE CRITERIA	COMMENTS
CAPS	A	OPERATIONAL TESTING	DEVELOP AWP	PRE-PRC	A-12 TO A-8	SY, SF, OTHERS AS ASSIGNED BY TYCOM	SY ENGR	A,B,C,D,E,F,G,J,K,O,W	CAPS TASKING ACCOMPLISHED VIA TYCOM LETTER
PRE-DEPLOYMENT NUCLEAR TECH ASSESSMENT	C (9020-0-g) O (3.1.1)	VISUAL ZONE INSPECTION & RECORDS REVIEW	VALIDATE AWP	POM	TYPICALLY BY A-9	SY NUC ENGR	SY NUC ENGR	A,B,C,D,E,F,G,H,O,W	
PRE-DEPLOYMENT MATERIAL CONDITION ASSESSMENT INSPECTION (MCAI)	V	VISUAL ZONE INSPECTION	MID-CYCLE ASSESSMENT OF PROP PLT MATERIAL CONDITION	PRIOR TO DEPLOYMENT	TYPICALLY 2-4 MONTHS PRIOR TO DEPLOYMENT	SF	SF	A,B,D,E,F,G,H,K,O,W	SHIPYARD TRAINING REGARDING INSPECTION ATTRIBUTES AND STANDARDS PROVIDED TO SF IN ADVANCE
PROPULSION PLANT **GROOM TEAM	P	DEFINED BY TYCOM	MAINTAIN HIGH LEVEL OF MATERIAL CONDITION	TYCOM TASKING	PERIODICALLY	RMC, CEMAT	TYCOM	B,D,E,F,G,W	GROOM TEAMS SHOULD BE REQUESTED AND ARRANGED THROUGH THE TYCOM
MACHINERY CONDITION ANALYSIS (MCA) TESTING	L, S (#), U	COMPONENT VIBRATION ANALYSIS	SUPPORT CONDITION BASED MAINTENANCE DECISIONS	PMS AS SCHEDULED. FORMAL DLI MCA VISITS PRE	PERIODICALLY THROUGHOUT CYCLE	SSNN Code 1800, SF	SSNN Code 1800, SF	B,W	
SURFACE NUCLEAR PROPULSION MOBILE TRAINING TEAM (SNPMTT)	NONE	OPERATIONAL & VISUAL	ORSE/PORSE PREPS	ROUTINE	PERIODICALLY THROUGHOUT CYCLE	TYCOM N9	TYCOM N9	A,B,D,E,F,G,W	
ORSE	M	OPERATIONAL & VISUAL	OPNAV, NRC SAFEGUARD INSPECTION	EVERY 12 PLUS OR MINUS 3 MOS	TYPICALLY DURING WORKUPS AND RETURN FROM DEPLOYMENT	NPEB	NPEB	A,B,D,E,F,G,W	
INSURV	N, Q	OPERATIONAL & VISUAL (MI)	LIFECYCLE ASSESSMENT	36 - 54 MOS	AS SCHEDULED	BOARD OF INSPECTION AND SURVEY	BOARD OF INSPECTION AND SURVEY	B,D,E,F,G,N,W	
NON-NUCLEAR POINT-OF-ENTRY TESTING (POET)	R	COMPONENT VISUAL INSPECTION & OPERATIONAL TESTING	VALIDATES AWP & COMPONENT RELIABILITY TO SUPPORT CRITICALITY	PRE-AVAILABILITY	RETURN TRANSIT FROM DEPLOYMENT (A-2 TO A-4)	SY ENGINEERING AND PROJECT TEAM MEMBERS WITH ASSISTANCE FROM SF	SY ENGR	A,B,D,F,J,K,W	SOME GROOMING PERFORMED DURING POET
POST-DEPLOYMENT NUCLEAR TECH ASSESSMENT	C (9020-0-g) O (3.1.1)	VISUAL ZONE INSPECTION & RECORDS REVIEW	VALIDATE AWP	PRE-AVAILABILITY	AFTER RETURN FROM DEPLOYMENT	SY NUC ENGR	SY NUC ENGR	A,B,C,D,E,F,G,H,O,W	
NON-NUCLEAR TECH ASSESSMENT	K (4.a.(1)(a))	VISUAL ZONE INSPECTION & RECORDS REVIEW	VALIDATE AWP	PRE-AVAILABILITY	AFTER RETURN FROM DEPLOYMENT	SY ENGR	SY ENGR	A,B,D,F,J,K,W	
PRE-AVAIL MATERIAL CONDITION ASSESSMENT INSPECTION (MCAI)	C (9020-0-g) O (3.6) K (4.a.(1)(b))	VISUAL ZONE INSPECTION	IDENTIFY DEFICIENCIES FOR EARLY INCLUSION IN THE AWP	LESS THAN 90 DAYS PRIOR TO AVAILABILITY START	TYPICALLY AFTER RETURN FROM DEPLOYMENT	TEAM OF SF AND SY PROJ TM MEMBERS, ENGINEERS, NUCLEAR INSPECTORS	SY ENGR	A,B,C,D,E,F,G,H,K,O,W	
PMS	A, S	VARIOUS	MAINTAIN MATERIAL CONDITION	CONTINUOUS	CONTINUOUS	SF	SF	A,S,W	
NUCLEAR PRETEST INSPECTION	C (9020-0-g) O (3.1.1.(2))	VISUAL OF WORK PERFORMED	CERTIFY READINESS FOR TESTING	PRE-TEST	DURING AVAIL	SY NUC INSPECTORS	SY NUC ENGR	A,B,C,D,E,F,G,H,W	

ASSESSMENT, INSPECTION or TEST	REFERENCE & PARAGRAPH # OF REQUIREMENT(S)	TYPE OF ASSESSMENT	REQUIREMENT			WHO		INSPECTION or ACCEPTANCE CRITERIA	COMMENTS
			"WHY"	WHEN	WHEN TYPICALLY CONDUCTED	PERFORMS	EVALUATES		
NON-NUCLEAR PRETEST INSPECTION	K (4.a.(1)(c))	VISUAL OF WORK PERFORMED	CERTIFY READINESS FOR TESTING	PRE-TEST	DURING AVAIL	SY ENGR	SY ENGR	A,B,D,E,F,G,H,K,W	
PORSE	T (6.a)	VISUAL ZONE INSPECTION & RECORD REVIEW	OPNAV, NRC SAFEGUARD	PRE-CRIT DURING AVAILS SKED GREATER THAN 6 MONTHS	PRIOR TO REACTOR START-UP DURING AVAILS SKED GREATER THAN 6 MONTHS	NPEB	NPEB	A,B,D,E,F,G,W	
NUCLEAR/NON-NUCLEAR PRE-EVENT INSPECTIONS	C (9020-0-g) O (3.7.3) K (4.a.(1)(d))	VISUAL ZONE INSPECTION	VALIDATES PROPULSION PLANT MATERIAL CONDITION FOR AVAIL KEY EVENTS	PRIOR TO HOT OPS/NON-CRIT STEAMING	TYPICALLY AFTER PRODUCTION COMPLETION DATE (PCD)	TEAM OF SF AND SY PROJ TM MEMBERS, ENGINEERS, NUCLEAR INSPECTORS	SY ENGR	A,B,C,D,E,F,G,H,K,O,W	
NUCLEAR/NON-NUCLEAR PRE-CRITICALITY CERTIFICATION	C (9020-0-g) O (3.7) K (4.a.(1)(d))	VISUAL ZONE INSPECTION	VALIDATES PROPULSION PLANT READY FOR CRITICAL OPERATIONS	PRE-CRIT, POST NON CRIT STEAMING	PRIOR TO CRIT	TEAM OF SF AND SY PROJ TM MEMBERS, ENGINEERS, NUCLEAR INSPECTORS	SY ENGR	A,B,C,D,E,F,G,H,K,O,W	
NRRO PRE-EVENT/PRE-CRITICALITY WALKTHROUGHS	NONE	VISUAL ZONE INSPECTION	VALIDATE PROPULSION PLANT READY TO SUPPORT ASSOCIATED KEY EVENT	UPON PROJECT TEAM DETERMINATION THAT PROP PLANT IS READY FOR ASSOCIATED KEY EVENT	TYPICALLY 2 DAYS PRIOR TO KEY EVENT	NRRO REPS	NRRO/SY ENGR	A,B,C,D,E,F,G,H,K,O,W	A SY SENIOR MGMT WALKTHROUGH MAY BE SCHEDULED BETWEEN THE PRE-EVENT CERTIFICATION AND THE NRRO WALKTHROUGHS
AVAILABILITY PERIODIC ZONE ASSESSMENTS	O (3.7.4) K	VISUAL ZONE INSPECTION	ENSURE CONTINUOUS IDENTIFICATION AND CORRECTION OF PROP PLT DEFICIENCIES TO SUPPORT DOWNSTREAM KEY EVENTS	AT PERIODICITY TO BE DETERMINED BY THE PROJECT TEAM	COMMENCE AT AVAILABILITY START AND SCHEDULED PERIODICALLY UNTIL 2-3 WEEKS PRIOR TO PRODUCTION COMPLETION DATE (PCD)	TEAM OF SF AND SY PROJ TM MEMBERS, ENGINEERS, NUCLEAR INSPECTORS AS APPROPRIATE	SY ENGR	A,B,C,D,E,F,G,H,K,O,W	

References:

- | | |
|---|---|
| A) NAVSEA 0989-026-1000 | L) SSNN Code 1800 Tasking Letter, 4710 |
| B) Component Technical Manuals | M) OPNAVINST 3540.3 |
| C) NAVSEA 0989-043-0000 | N) INSURVINST 4730.1 |
| D) Various System Diagrams & Piping Plans | O) NAVSEA 0989-062-4000 |
| E) NAVSEA Instructions (9210.18, 9210.36, Etc.) | P) COMUSFLTFORCOMINST 4790.3, Volume VI, Chapter 42 |
| F) Military Standards (MIL-STD-767, MIL-STD-2041, Etc.) | Q) COMUSFLTFORCOMINST 4790.3, Volume IV, Chapter 26 |
| G) NAVSEA Manuals 389-0317, 250-1500-1, 389-0288, 0989-150-0000 | R) NAVSEA S9092-AC-ADM-010 |
| H) Off-Yard Correspondence | S) NAVSEAINST 4790.8/OPNAVINST 4790.4 |
| I) OPNAVINST C9210.2 | T) OPNAVINST 9080.3 |
| J) NAVSEA 0989-036-0000 | U) COMUSFLTFORCOMINST 4790.3, Volume II, Part I, Chapter 2, Paragraph 2.4.4 |
| K) NAVSEAINST 4730.2 | V) COMUSFLTFORCOMINST 4790.3, Volume II, Part I, Chapter 2, Paragraph 2.9.3.2.a |
| | W) COMUSFLTFORCOMINST 4790.3, Volume II, Part I, Chapter 2, Paragraph 2.9.5 |

** INCREMENTAL MAINTENANCE PLAN (IMP) MANUAL SHOWS RECOMMENDED GROOM TIMELINE
MCA COVERED BY PMS, e.g.: MIP 2550/003-76 FOR MAIN FEED PUMPS, SYSCOM MRC 84 C1ZQ N APPLIES

APPENDIX C

**SYSTEM CERTIFICATION CHECKLIST
FOR CNO AVAILABILITY KEY EVENTS
(AIRCRAFT CARRIERS ONLY)**

PURPOSE: This checklist is provided as a guide during CNO Availabilities when reference (r) is invoked for determination of system readiness to support execution of a Key Event. This checklist may also be used outside of availabilities to determine system readiness to support ship operations.

NOTE: THIS CHECKLIST IS FOR USE TO CERTIFY SYSTEMS OR COMPONENTS LISTED IN REFERENCE (r) ENCLOSURES (1) THROUGH (3) WHERE SHIPYARD RESPONSIBLE WORK WAS NOT PERFORMED IN ORDER TO MAKE SIGNATURES ON KEY EVENT PREREQUISITE LISTS. SPECIFIC ATTRIBUTES ARE LISTED IN REFERENCE (r) ENCLOSURE (4) AS A GUIDE.

System _____

Attribute	Yes or No
AWP reviewed to ensure all authorized work has been performed and any incomplete work (adjudicated at the appropriate supervisory level) does not affect certification.	
EDL, CSMP, Nuc and Non-Nuc DR Logs and DFS Log reviewed for unresolved deficiencies.	
WAF Log reviewed to ensure all authorized work is completed, tested or ready for testing.	
CWPs and FWPs reviewed for accuracy and completeness.	
Preventive maintenance complete and up to date (i.e., SU maintenance complete, PMS within periodicity).	
All standing orders, including temporary standing orders in effect for system, have been reviewed and adjudicated by the JTG.	
<p>NOTE: THE INTENT OF THIS STEP IS FOR THE ZONE MANAGER AND PRINCIPAL ASSISTANT TO DETERMINE WHICH SYSTEM OR PORTIONS OF A SYSTEM OR CIRCUIT REQUIRE AN INSPECTION USING HISTORICAL FAILURES AND TESTING TO BE PERFORMED.</p> <p>System inspection, based on history and deficiencies noted, completed and operating deficiencies resolved.</p>	
Instrument (i.e., gages, pressure, temperature switches, meters) calibration is within periodicity and will not expire within two months of ship delivery.	
Operating logs are updated and approved for configuration changes or modifications.	
System or component safety features are set, tested, operational, and all automatic controls necessary to support the planned testing are calibrated, tested and operational.	

APPENDIX D

SCOPE OF VISUAL INSPECTIONS OF REACTOR PLANT FLUID SYSTEMS

INSULATION	<ul style="list-style-type: none"> - Wetted - Damaged - Missing
HANGERS	<ul style="list-style-type: none"> - Installed hangers are connected or welded and not damaged - Verify correct thread engagement on fasteners - Liners are acceptable
PIPING AND COMPONENTS	<ul style="list-style-type: none"> - Leakage - Arc strikes - Significant surface discontinuities - Corrosion or pitting - Dents, bends, visible cracks - Missing or damaged locking devices - Sound shorts (if applicable) - Missing, damaged or incorrect label plates - Proper clearance between vent and drain lines and associated funnels, funnel misalignment and clogged screens - Damaged or out of calibration gages and thermometers - Inadequate preservation - Foreign material on outside of piping or components
MECHANICAL CONNECTIONS	<ul style="list-style-type: none"> - Leaks - Missing or loose fasteners - Incorrect material (e.g., dissimilar materials) - Proper thread engagement - Misaligned flanged joints
VALVES	<ul style="list-style-type: none"> - Missing or damaged valve caps or vent plugs - Leaks - Loose, missing or non-functional handwheels - Damaged valve position indicators - Missing or damaged fasteners - Permanent identification of handwheels by system number and color coding (if required) - Bent stems - Packing glands with little or no remaining adjustment - Cocked packing glands - Corrosion

FOUNDATIONS	<ul style="list-style-type: none">- Obvious damage- Corrosion or cracks- Integrity of attachment welds- Missing or loose fasteners or locking devices
LOCKING DEVICES	<ul style="list-style-type: none">- Damaged, where installed- Serve intended function
SHIELDING	<ul style="list-style-type: none">- Damaged shielding- Damaged or missing radiation area exclusion barriers (if applicable)- Corrosion or leaking of canning plate materials- Damaged viewing windows or periscopes- Missing or loose fasteners

APPENDIX E

FIRST 100 HOURS FOR SURFACE FORCE SCHEDULED AVAILABILITY

Prior to 100 hrs.	Transition day	24 hours	48 hours	72 hours	100 hours
Pre-Availability	A	A+1	A+2	A+3	A+4
<p>ISIC, TYCOM, NSA, LMA and Ship will coordinate 100-hour plan.</p> <p>CMAV - discuss 100 Hour Plan at WPER.</p> <p>CNO Avail - discuss 100 Hour Plan at WPER.</p> <p>Jobs requiring ship checks will be listed in the Availability Planning Message.</p> <p>Provide S/F with Executive Level IMA schedule.</p> <p>Establish Pre-Arrival Tag-out, WAF & work control plan.</p> <p>Discuss "Early Start" work items at WPER (if applicable).</p> <p>Develop IEM plan (NSA&S/F).</p>	<p>Arrival Conference (100 Hour clock starts).</p> <p>Availability commences. Submit Availability Start Message</p> <p>Conduct Tag-out audit.</p> <p>Establish Plant Conditions.</p> <p>Establish working hours and implement work controls.</p> <p>Execute developed plan and place required equipment or systems into IEM status.</p> <p>Brief all critical path jobs (jobs that may take entire avail to complete)</p> <p>Conduct S/F availability safety training.</p>	<p>Establish Plant Conditions (cont'd).</p> <p>Implement work controls (cont'd).</p> <p>Place required equipment/systems into IEM status.</p> <p>Test forms required for S/F retest of FMA work will be delivered to the ship for S/F review.</p> <p>Establish authorized S/F personnel to sign off equipment testing</p> <p>Confirm weekly progress meetings and times with S/F and contractor management</p>	<p>Establish Plant Conditions (cont'd).</p> <p>Implement work controls (cont'd).</p> <p>Place required equipment/systems into IEM status.</p> <p>Test forms required for S/F retest of FMA work will be delivered to the ship for S/F review.</p>	<p>Establish Plant Conditions (cont'd).</p> <p>Implement work controls (cont'd).</p> <p>Place required equipment/systems into IEM status.</p> <p>Brief all critical path jobs - FINAL.</p>	<p>Availability continues.</p>

APPENDIX F**FINAL 100 HOURS FOR SURFACE FORCE SCHEDULED AVAILABILITY**

Prior to 100 hrs.	96 hours	72 hours	48 hours	24 hours	Transition day
Pre-Sea Trials	Sea Trials - 4	Sea Trials - 3	Sea Trials - 2	Sea Trials - 1	Sea Trials
Production work complete.	Pre-under ways.	Pre-under ways.	Commence Pre-under ways for all +48hr and sooner Pre-under ways.	Pre-under ways.	Pre-under ways complete.
Production work Testing complete.	MLOCs.	MLOCs.	MLOCs.	MLOCs.	MLOCs complete.
Pre-under ways.	Tagout Log Audit.	Fast Cruise.		Complete Fast Cruise.	
MLOCs.	Operational Systems Testing.	Complete Dock Trials.		Crew rest and final admin.	List of Operational Testing that requires Performance at Sea.
WAF closeout.	Crew watchbills and berthing bills complete.	WAF closeout and Final Audit.			
Production related temp services removed.					
Commence Dock Trials.					

VOLUME II**PART I****CHAPTER 3****CHIEF OF NAVAL OPERATIONS SCHEDULED MAINTENANCE AVAILABILITIES**REFERENCES.

- (a) Integrated Project Teams for Aircraft Carrier Maintenance Handbook
- (b) NAVSEA S9AA0-AB-GOS-030 - General Specifications for Overhaul of Surface Ships (GSO) AEGIS Supplement
- (c) NAVSEA 0989-LP-043-0000 - Commissioned Surface Ship General Reactor Plant Overhaul and Repair Specifications
- (d) NAVSEA 0989-LP-037-2000 - Commissioned Submarine General Reactor Plant Overhaul and Repair Specifications
- (e) OPNAVLTR 4700 – Representative Intervals, Durations, Maintenance Cycles, and Repair Mandays for Depot Level Maintenance Availabilities of U.S. Navy Ships
- (f) OPNAVINST 4700.7 - Maintenance Policy for U.S. Naval Ships
- (g) OPNAVINST 3120.32 - Standard Organization and Regulations of the U.S. Navy
- (h) OPNAVINST C3000.5 - Operation of Naval Nuclear Powered Ships
- (i) COMSUBLANT/COMSUBPACNOTE C3120 - Submarine Operating Restrictions and Depth Authorizations
- (j) OPNAVINST 3120.33 - Submarine Extended Operating Cycle (SEOC) Program
- (k) NAVSEA S9086-7G-STM-010 - NSTM Chapter 997 (Docking Instructions and Routine Work in Dry Dock)
- (l) NAVSEAINST 4441.2 - Changes to Coordinated Shipboard Allowance List (COSAL); Procedures for
- (m) COMNAVAIRLANTINST 9090.2 - Conduct of Shipyard Trials and Inspections Incident to Service Life Extension Program (SLEP), Overhauls or Availabilities of Conventionally Powered Aircraft Carriers
- (n) COMNAVSURFLANT/COMNAVSURFPACINST 3502.2 - Surface Force Training Manual
- (o) COMNAVAIRLANT/COMNAVAIRPACINST 3500.20 - Aircraft Carrier Training and Readiness Manual
- (p) NAVSEA S9095-AD-TRQ-010/TSTP - Total Ship Test Program Manual
- (q) COMNAVAIRLANTINST 9080.2 - Conduct of Trials and Inspections Incident to Construction, Overhauls or Availabilities of Nuclear Powered Aircraft Carriers (CVN)
- (r) OPNAVINST 9080.3 - Procedures for Tests and Trials of Navy Nuclear Powered Ships Under Construction, Modernization, Conversion, Refueling and Overhaul
- (s) OPNAVINST 3540.3 - Naval Nuclear Propulsion Examining Boards
- (t) OPNAVINST C9210.2 - Engineering Department Manual for Naval Nuclear Propulsion Plants
- (u) COMNAVSUBFOR OPORD 2000
- (v) NAVSEA S9086-DA-STM-010 - NSTM Chapter 100 (Hull Structures)
- (w) NAVSEA S9086-C4-STM-000 - NSTM Chapter 094 (Trials)
- (x) NAVSEA 0924-062-0010 - Submarine Safety (SUBSAFE) Requirements Manual

- (y) COMNAVSUBFORINST 5400.25 - Standard Submarine Supply Department Organization and Regulations Manual
- (z) COMNAVSUBFORINST 5400.29 - Standard Submarine Navigation/Operations Department Organization and Regulations Manual
- (aa) COMNAVSUBFORINST 5400.40 - Standard Submarine Combat Systems Department Organization and Regulations Manual (SSN)
- (ab) COMNAVSUBFORINST 5400.41 - Standard Submarine SSBN 726 Class Weapons Department Organization and Regulations Manual
- (ac) COMNAVSUBFORINST 5400.47 - Standard Submarine Combat Systems Department Organization and Regulations Manual (SSGN)
- (ad) COMNAVSUBFORINST C3500.2 - Continuous Training Manual
- (ae) OPNAVINST 9110.1 - Submarine Test and Operating Depths; Policy Concerning
- (af) COMSUBLANTINST 5400.4 - Submarine Force, U.S. Atlantic Fleet Regulations
- (ag) COMSUBPACINST 5400.7 - Submarine Force, U.S. Pacific Fleet Regulations
- (ah) COMLANTFLT OPOD 2000/COMPACFLT OPOD 201
- (ai) NAVSEAINST C9094.2 - Submarine Valve Operation Requirements for Builders and Post Overhaul Sea Trial Test Dives
- (aj) NAVSEA T9044-AD-MAN-010 - Requirements Manual for Submarine Fly-By-Wire Ship Control Systems
- (ak) NAVSEAINST 4790.8/OPNAVINST 4790.4 - Ships' Maintenance and Material Management (3-M) Manual
- (al) NAVSEAINST C9210.30 - Procedures for Administration of Nuclear Reactor Plant Preventive Maintenance and Tender Nuclear Support Facilities Preventive Maintenance on Ships
- (am) SSPINST 5600.11 - Preventive Maintenance Management Program for Strategic Weapon Systems Equipments and Associated Material
- (an) NAVSEA S9AA0-AB-GOS-010 - General Specifications for Overhaul of Surface Ships (GSO) 2004 Edition
- (ao) NAVSEA S9086-TX-STM-010 - NSTM Chapter 583 (Boats and Small Craft)
- (ap) NAVSEA S9086-G9-STM-000 - NSTM Chapter 231 (Propulsion and SSTG Steam Turbines)
- (aq) NAVSEA S9086-GY-STM-010 - NSTM Chapter 221 (Boilers)
- (ar) NAVSEA S9086-HN-STM 010 - NSTM Chapter 244 (Propulsion Bearings and Seals)
- (as) NAVSEA S9086-HK-STM-010 - NSTM Chapter 241 (Propulsion Reduction Gears, Couplings, Clutches and Associated Components)
- (at) NAVSEA S9086-TV-STM-010 - NSTM Chapter 581 (Anchoring)
- (au) NAVSEA S9086-RK-STM-010 - NSTM Chapter 505 (Piping Systems)
- (av) NAVSEA S9086-TA-STM-010 - NSTM Chapter 562 (Surface Ship Steering)
- (aw) NAVSEA S9086-TD-STM-010 - NSTM Chapter 565 (Surface Ship Stabilizing Systems)
- (ax) CNAFINST 3500.71 - Flight Deck Certification
- (ay) NAVSEA 0989-064-3000 - Cleanliness Requirements for Nuclear Propulsion Plant Maintenance and Construction
- (az) COMLANTFLTINST 5400.2 - U.S. Atlantic Fleet Regulations
- (ba) COMPACFLTINST 5400.3 - U.S. Pacific Fleet Regulations

- (bb) OPNAVINST 3540.4 - Propulsion Examining Boards for Conventionally Powered Ships
- (bc) OPNAVNOTE 5400 - DNS-33/10U229822 of 16 Sep 10
- (bd) NAVSEAINST 5400.95 - Waterfront Engineering and Technical Authority Policy
- (be) NAVSEAINST 5450.142 - Mission and Function of the Surface Ship Life Cycle Management Activity
- (bf) NAVSEANOTE 5000 – Activities Authorized to Perform SUBSAFE, FBW-SCS and DSS-SOC Work
- (bg) NAVSEAINST 4855.34 - Procedures For Qualifying And Authorizing Activities To Perform Submarine Safety, Fly-By-Wire Ship Control Systems, And Deep Submergence Systems-Scope Of Certification Work

LISTING OF APPENDICES.

- A Typical CNO Availability Planning Milestones (Submarines Only)
- B Typical CNO Availability Planning Milestones (Surface Force Only)
- C Typical CNO Availability Planning Milestones (Aircraft Carriers Only)
- D Suggested Guidelines for Forces Afloat Review of Availability Work Packages
- E Monitoring Procedures (Surface Force Ships and Aircraft Carriers)
- F₁ SITREP/Progress Report (Aircraft Carriers Only)
- F₂ SITREP/Progress Report (Surface Force Ships Only)
- G Sample New Work Forwarding Letter and Index
- H Suggested Message Format for a New Work Candidate
- I Minimum Dock Trials Requirements (Surface Force Ships and Aircraft Carriers)
- J Minimum Fast Cruise Requirements (Surface Force Ships and Aircraft Carriers)
- K Minimum Tests to be Performed During Sea Trials (Surface Force Ships and Aircraft Carriers)
- L Minimum Dock Trials Requirements (Submarines Only)
- M Minimum Fast Cruise Requirements (Submarines Only)
- N Minimum Sea Trials Requirements for Chief of Naval Operations Availabilities Less Than Six Months Duration (Submarines Only)
- O Minimum Sea Trials Requirements for Chief of Naval Operations Availabilities Greater Than Six Months Duration (Submarines Only)
- P Summary of Significant Post Repair Sea Trial Requirements (Submarines Only)
- Q Applicable RMC Availability Completion Certification Sheet (Surface Force Ships Only)
- R Availability Quality Management Plan (QMP) (Surface Force Ships Only)

SAMPLE MESSAGES FOR CNO SCHEDULED AVAILABILITIES (SURFACE SHIPS ONLY)

- AA Sample Ship's Request for Permission to Commence Fast Cruise (Surface Force Ships and Aircraft Carriers)
- AB Sample Ship's Report of Fast Cruise Completion (Surface Force Ships and Aircraft Carriers)
- AC Sample Supervising Authority Readiness for Sea Trial Message (Surface Force Ships and Aircraft Carriers)

- AD Sample Prime Contractor Availability Key Event Readiness Certification Memorandum (Surface Force Ships Only)
- AE Sample Fleet Maintenance Activity Availability Key Event Readiness Certification Memorandum (Surface Force Ships Only)
- AF Sample Naval Shipyard Availability Key Event Readiness Certification Memorandum (Surface Force Ships Only)
- AG Sample Alteration Installation Team Availability Key Event Readiness Certification Memorandum (Surface Force Ships Only)
- AH Sample Ship's Force Availability Key Event Readiness Certification Memorandum (Surface Force Ships Only)
- AI Sample Quality Assurance Availability Key Event Readiness Certification Memorandum (Surface Force Ships Only)
- AJ Sample Final Availability Key Event Readiness Certification Memorandum (Surface Force Ships Only)
- AK Branding Category (CAT) A Change Deferral Process (Surface Force Ships Only)
- AL BAWP Change Deferral Request (SAMPLE)
- AM Availability Planning Conference Agenda Sample (Surface Force Ships Only)
- AN BAWP Work Item Branding Categories (Surface Force Ships Only)
- AO BAWP to AWP Process (Surface Force Ships Only)

SAMPLE MESSAGES FOR CNO SCHEDULED AVAILABILITIES OF LESS THAN SIX MONTHS IN DURATION (SUBMARINES ONLY)

- BA Sample TYCOM Message Concerning Escort Services
- BB Sample ISIC Message to TYCOM Concerning Crew Certification and Material Condition for Fast Cruise and Sea Trials
- BC Major Trial and Inspection Milestones
- BD Sample TYCOM Message to Ship Concerning Sea Trials Depth Authorization
- BE Sample Ship Message to TYCOM Concerning Readiness for Follow-On Sea Trials
- BF Sample ISIC Message to TYCOM Concerning Material Certification for Follow-On Sea Trials
- BG Sample TYCOM Message to Ship Concerning Follow-On Sea Trials Depth Authorization
- BH Sample Ship Message to ISIC Concerning Readiness for Fast Cruise
- BI Sample ISIC Message to Ship Authorizing Commencement of Fast Cruise
- BJ Sample Ship Message to ISIC and TYCOM Concerning Readiness for Sea Trials
- BK Sample ISIC Message to TYCOM Concerning Final Material Certification Prior to Sea Trials
- BL Sample Ship Message to ISIC and TYCOM Concerning Material Certification Upon Completion of Sea Trials
- BM Submarine Sea Trial Situation Report (SITREP)
- BN Sample Message Concerning Mod Alert Notification
- BO Sample TYCOM Message to Ship Concerning URO for Industrial Activity Availabilities Less Than Six Months in Duration
- BP Message Scenario for CNO Availabilities of Less than Six Months in Duration
- BQ Sample ISIC Message to TYCOM Concerning Fly-By-Wire Crew Certification and Fly-By-Wire Material Condition for At-Sea Testing or Fast Cruise and Sea Trials

- BR Sample TYCOM Message to Ship Concerning Authorization to Use Fly-By-Wire Ship Control Systems
- BS Sample ISIC Message to TYCOM Concerning Fly-By-Wire Material Certification upon Completion of At-Sea Testing or Sea Trials
- BT Sample TYCOM Message to Ship Concerning URU for Fly-By-Wire Ship Control Systems

SAMPLE MESSAGES FOR CNO SCHEDULED AVAILABILITIES OF GREATER THAN SIX MONTHS IN DURATION (SUBMARINES ONLY)

- CA Sample SRDRS Support Services Message
- CB Sample ISIC Message to TYCOM Concerning Crew Certification
- CC Major Trial and Inspection Milestones
- CD Sample TYCOM Message to Ship Concerning Completion Prerequisites
- CE Sample TYCOM Message to NAVSEA Concerning Fast Cruise and Critical Reactor Operations
- CF Sample TYCOM Message to Ship Concerning Sea Trials Depth Authorization
- CG Sample TYCOM Message to Ship Concerning URO
- CH Sample ISIC Message to TYCOM Concerning Material Certification Prior to Sea Trials
- CI Sample ISIC Message to TYCOM Concerning Material Certification upon Completion of Sea Trials
- CJ Sample Ship Message to TYCOM Concerning Readiness for Fast Cruise
- CK Sample Ship Message to TYCOM Concerning Readiness for Sea Trials
- CL Sample TYCOM Message Concerning Resumption of Sea Trials Completion Prerequisites
- CM Sample ISIC Message to TYCOM Concerning Material Certification for Follow-On Sea Trials
- CN Sample Ship Message to TYCOM Concerning Readiness for Follow-On Sea Trials
- CO Sample TYCOM Message to Ship Concerning Follow-On Sea Trials Depth Authorization
- CP Reserved for Future Use
- CQ Sample Message Concerning Mod Alert Notification
- CR Message Scenario for CNO Availabilities of Greater than Six Months in Duration
- CS Sample NAVSEA Message to TYCOM Concerning Fly-By-Wire Ship Control Systems Material Condition Readiness for Sea Trials
- CT Sample TYCOM Message to Ship Concerning Authorization to Use Fly-By-Wire Ship Control Systems
- CU Sample ISIC Message to TYCOM Concerning Fly-By-Wire Material Certification Upon Completion of At-Sea Testing or Sea Trials
- CV Sample TYCOM Message to Ship Concerning URU for Fly-By-Wire Ship Control Systems

3.1 **PURPOSE.** This chapter provides guidance in support of advanced planning, pre planning, execution and close out of Chief of Naval Operations (CNO) Scheduled Maintenance Availabilities. The implementation of policies as set forth in references (a) through (bg) provide additional guidance as required. Requirements listed here apply unless otherwise approved by

Naval Sea Systems Command (NAVSEA). Where differences may exist, NAVSEA requirements take precedence.

3.2 CHIEF OF NAVAL OPERATIONS SCHEDULED MAINTENANCE AVAILABILITIES.

- a. Chief of Naval Operations (CNO) scheduled maintenance availabilities greater than six months in duration are:
 - (1) Overhaul. An availability scheduled for accomplishment of industrial maintenance and modernization. Types of availabilities include:
 - (a) Regular Overhaul.
 - (b) Complex Overhaul.
 - (c) Engineered Overhaul.
 - (d) Refueling Overhaul.
 - (e) Refueling Complex Overhaul.
 - (f) Engineered Refueling Overhaul.
 - (2) Other availabilities. An availability scheduled primarily for industrial maintenance and installation of major, high priority alterations. Types of these availabilities include:
 - (a) Depot Modernization Period.
 - (b) Planned Incremental Availability.
 - (c) Docking Planned Incremental Availability.
 - (d) Extended Drydocking Phase Maintenance Availability.
 - (e) Post Shakedown Availability.
 - (f) Carrier Incremental Availabilities.
- b. CNO scheduled maintenance availabilities less than six months in duration. Short, labor intensive availabilities scheduled for accomplishment of industrial maintenance and modernization. Types of these availabilities include:
 - (1) Selected Restricted Availability (SRA).
 - (2) Docking SRA.
 - (3) Phased Maintenance Availability (PMA).
 - (4) Docking Phased Maintenance Availability.
 - (5) Service Craft Overhaul.
 - (6) Extended SRA.
 - (7) Extended Docking SRA.
 - (8) Incremental SRA.
 - (9) Extended Refit Period.

(10) Post Shakedown Availability.

(11) Pre-Inactivation Restricted Availability (PIRA)

3.2.1 Early Start. An “early start” is defined as that time when ships or submarines are made available by Type Commanders (TYCOM) for the execution of maintenance or modernization, including dry-docking, prior to a scheduled CNO availability start date.

3.2.2 Early Start Concurrence. The Naval Supervisory Authority (NSA) (e.g., Naval Shipyard, Ship Repair Facility, Regional Maintenance Center, Supervisor of Shipbuilding (SUPSHIP)) **must** request an “early start” period via Naval Message no later than A-75 days, A-365 days or A-210 days from scheduled availability start for surface force ships, aircraft carriers and submarines, respectively. TYCOMs **must** provide concurrence to execute an “early start” period. The cognizant maintenance activity will formally document each “early start” period using applicable availability management control tools (e.g., Navy Data Environment, Final Review Estimate provided to the TYCOM, etc.), and include NSA acknowledgement that the availability cost to the TYCOM will be the same, as if no “early start” period was utilized, within that documentation.

3.2.3 Readiness to Start Availability (Aircraft Carriers and Surface Force Ships Only). The Project will conduct a Readiness to Start brief per the appropriate milestones listed in Appendix C for Aircraft Carriers and Part II, Chapter 2, Appendix D of this volume for Surface Force Ships. The purpose of this briefing is for the Project Team to demonstrate its readiness to execute, test and certify the maintenance availability. The Project Team **must** review the Availability Work Package (AWP) for risks that would threaten the Project Team’s ability to accomplish the work to the expected level of quality within the scheduled time and budget. The Project Team **must** develop risk mitigation strategies that eliminate or minimize risks. These risk mitigation strategies **must** be outlined in a letter provided to the TYCOM and the NSA’s Immediate Superior In Command (ISIC) (e.g., Commander, Navy Regional Maintenance Center (CNRMC), NAVSEA 04X, Program Executive Officer (PEO)).

3.2.3.1 Readiness to Start Brief.

- a. All required Technical Work Documents (TWD) are complete, reviewed and approved by the NSA Engineering Department. Any unfinished TWDs will be discussed.
- b. The Quality Management Plan (QMP) is complete and signed.
- c. The initial conditions can be established to support the work (e.g., drained, depressurized, de-energized, tag out and Work Authorization Form (WAF)).
- d. The required repair parts, materials (including pre-fabrication) and test equipment are available or will be available to support the work.
- e. Assigned project team personnel are knowledgeable, trained and qualified. The Executing Activity **must** provide appropriate written documentation to support the qualifications or certifications prior to personnel performing any work.
- f. The milestones and key events schedule, critical path jobs and budget (including the overtime plan).
- g. All required MOAs are signed and a communications plan has been established between the key participants of the availability.

- h. A risk management plan is developed to mitigate or reduce risk. These mitigation or risk reduction options will be continuously evaluated throughout the availability.
- i. A Fast Start strategy **must** be developed and monitored. A 100-hour beginning of the availability strategy will be part of this plan.
- j. Ship's Force availability related training plan.
- k. Readiness to receive Ship's Force. Items to be discussed **must** include adequacy of workspace, computer and telephone connectivity, completion of training and Ship's Force watchbill qualifications.

3.3 MAINTENANCE POLICIES AND PROCEDURES.

3.3.1 Critical Path Jobs. Critical Path Jobs (CPJ) are those jobs or series of jobs that require special management attention and normally present the greatest risk to on time completion of the Key Event or availability. Industrial activities should be judicious in designating jobs as CPJs to prevent diverting management attention from those jobs which are, in fact, critical to on time completion of the availability. Consideration **must** be given to, but not limited to, the following in determining the CPJs:

- a. Little or no room for delay exists.
- b. Establishing plant conditions.
- c. Long Lead Time Material (LLTM).
- d. Complexity of job or special skills or resources required.
- e. Significant test requirements.
- f. Not previously accomplished by a Fleet Maintenance Activity (FMA) (alterations, etc.).

3.3.2 Work Sequence Schedule. The Work Sequence Schedule is an integrated timeline (Pert Chart, Gantt Chart, etc.) that includes plant conditions, major work steps, tests and recertifications used to identify and progress CPJs. The Work Sequence Schedule should include:

- a. Staging.
- b. Establishing plant conditions.
- c. Issuing work procedures.
- d. Identifying major production steps.
- e. Testing **or** Recertifying.
- f. Closing out work procedures.

3.3.3 Milestones. Appendices A, B and C of this chapter are representative of Typical CNO Maintenance Availability milestones for ships.

- a. Appendix A of this chapter is applicable to submarines only. NAVSEA will issue specific advance planning milestones for each CNO Maintenance Availability.

- b. Appendix B of this chapter is applicable to the surface force only. It is a guide to aid the Commanding Officer (CO) in planning and executing the availability. Specific advance planning milestones are developed jointly by the ship, the TYCOM, and the planning and executing activities (if possible). A particular availability may require development of a complete off-load, storage, security plan or a tailored list of Inactive Equipment Maintenance (IEM) items, or may require office, training or flammable storage space, etc. These items should be added to the milestones through coordination with the responsible planning and engineering activity.
- c. Appendix C of this chapter is applicable to aircraft carriers only. For specific availabilities, a listing of milestones is included as an enclosure to Supervisor of Shipbuilding Newport News PMS 312C, as applicable, Maintenance Planning Tasking letter. Subsequent to this, the TYCOM sends out periodic revisions until availability completion. Various activities which have specific responsibilities for the maintenance of aircraft carriers, composite listings of milestones for the TYCOM, NAVSEA, PMS 312C, planning yard and the CO of the ship, imposed by the TYCOM and higher authority are found in reference (a). The milestones are arranged in order of occurrence through the planning, execution, and post-repair phases of CNO Maintenance Availabilities.

3.3.4 Production Completion Date. Production Completion Date (PCD) for the Engineering Plant is an availability key event that provides sufficient time for the necessary steps to be taken by Ship's Force to shift from a maintenance environment back to operations. It is the intent that all work and testing in engineering and auxiliary spaces will be complete and certified up through Stage 2 testing per reference (p) by the scheduled PCD. PCD includes all work planned for accomplishment during the maintenance availability by all maintenance and modernization providers including, but not limited to, the Lead Maintenance Activity (LMA), Alteration Installation Team (AIT), Commercial Industrial Services and FMA. The time reserved between PCD and propulsion plant light off is set aside to allow Ship's Force to complete pre-event certifications, clearance of tagouts, complete any remaining discrepancy corrections, continued deep cleaning, small valve maintenance, Ship's Force startup maintenance, valve lineups, temporary service removal, and, if required, any groom teams in areas requiring special emphasis. This time is necessary to allow Ship's Force to transition to an operational environment and focus necessary training and complete final preparations for the Light Off Assessment (LOA) and propulsion plant light off. For availabilities in excess of 120 days (140 days for forward deployed CVNs), PCD will be scheduled for a minimum of 14 days prior to the LOA. For availabilities 120 days or less (140 days for forward deployed CVNs), PCD will be scheduled between 3-14 days prior to LOA. The ship's CO, Chief Engineer and the NSA Project Manager will determine the number of days needed between PCD and LOA for availabilities 120 days or less (140 days for forward deployed CVNs) based on the scope of work, length of availability and other pertinent factors. PCD will not be less than 3 days prior to propulsion plant light off regardless of whether a LOA is scheduled. Generally, LOAs will be scheduled for availabilities greater than 120 days. For availabilities 120 days and less (140 days for forward deployed CVNs), the requirement for a LOA will be determined by the TYCOM. The following list contains examples of items to be considered when deciding whether or not the ship is ready to call PCD and begin the shift from a maintenance environment back to operations:

- a. Temporary services removed, except for those required by Ship's Force or late emergency industrial activity work required for LOA.
- b. Access openings and ladders installed and clear for passage.
- c. All damage control **or** firefighting systems operational.
- d. Lagging repairs completed. As required for operational testing, minimal minor lagging repairs may be deferred until completion of hot plant testing.
- e. All machinery in-place, and assembled, and certified complete through Stage 2 testing **per** current instructions.
- f. All deck plates and supports installed.
- g. Boiler work completed including hydrostatic testing, with boiler under appropriate lay-up.
- h. Industrial tools, material and debris removed.
- i. All main propulsion and auxiliary piping, valves, and systems intact, hydrostatic tightness tests completed satisfactorily and remote valve operator and associated **or** indicator tests completed satisfactorily.
- j. Engineering and auxiliary space turnover complete.
- k. Ship distributed systems that impact engineering or auxiliary spaces are intact and operational.

3.3.5 Delayed Production Completion Date. In the event that the decision is made to delay the scheduled PCD, careful consideration should be given to ensure that the times allotted for Ship's Force between PCD and the LOA are preserved, even if the availability end date would be adversely affected. The ship's CO, TYCOM, NSA Chief Engineer and the NSA Project Manager should carefully evaluate any and all work remaining within the engineering spaces that could impact Ship's Force ability to be successful in preparing for the LOA. An exceptions list will be generated and agreed to by the ship's CO, TYCOM, NSA Chief Engineer and the NSA Project Manager listing all outstanding engineering **or** auxiliary space and other plant affecting work, which will continue after PCD while the ship is preparing for the LOA.

3.3.6 (Surface Force Ships Only) Command, Control, Communications, Computer, Combat Systems, Intelligence Light Off (AEGIS Light Off for AEGIS ships). Command, Control, Communications, Computer, Combat Systems, Intelligence Light Off (C5ILO) is a Key Event to document all production work supporting uninterrupted C5I testing is complete and certified. C5ILO is defined as met when production work including LMA, Commercial Industrial Services and AIT in designated compartments and support systems is complete to the degree required to support uninterrupted testing. For compartments, the degree required includes compartment release of all spaces required prior to C5ILO per the Compartment Release Schedule of NAVSEA Standard Item 009-117. For support systems, which are ship-wide distributed in nature, the degree required includes complete installation of the branches supporting the C5I equipment and completion of support systems test procedures or applicable portions of the support system test procedures such that the support equipment is verified to be operating within design parameters.

- a. The NSA must certify all related industrial production work and Stage 1 and Stage 2 testing is completed for C5ILO, with any exceptions noted and approved by the appropriate technical authority and agreed to in writing by the Ship's CO, NSA Project Manager, TYCOM and the NSA.
- b. Access routes need not be released but must be passable or alternate routes made to the Combat Systems Suite available at all times. Services, either ship or shore based, must be available on a reliable basis. These services may include (based on ship class) but not limited to: 60 HZ **or** 400 HZ, Air Conditioning, Chilled Water, condensate drains, Vacuum, Collection, Holding and Transfer, Firemain or AEGIS Salt Water Cooling pumps, Ventilation, Electronic Cooling Water (demineralized water), Dry Air, High Pressure Air, Low Pressure Air, Fwd and Aft AN/SPY skids, Sonar skid, AN/SPS 49 skid, Command and Decision skid, AN/SLQ 32 Cooling unit and Close-In Weapons System heat exchanger. In addition, the Electric Plant Control Equipment console or equivalent remote 400 HZ control unit must be available. Cabling from 60 HZ Power panels, Chilled Water hoses and routes must be intact to 400 HZ power sources **or** converters. Electronic Cooling Water modifications must be completed and all contractor flushes accomplished. If in dock, AC plants, cooling skids and Firemain must be placed in operation to support C5ILO with an acceptable means of discharge **or** operation (e.g., overboard discharge).
- c. C5I testing **must** not begin in a compartment which has not been formally released **per** NAVSEA Standard Item 009-117 and accepted by the PEO Integrated Warfare System **or** SEA 21 Combat Systems Project Engineer (if assigned), Ship's CO and the NSA.

3.3.7 Memorandum of Agreement. The Memorandum of Agreement (MOA) **must** be executed and jointly signed by the ship's CO, the NSA, the ISIC representative (if applicable) and the FMA representative (if applicable) prior to commencing authorized work. It is an agreement between the industrial activity and Ship's Force concerning the responsibilities of each party during the availability. It deals with a number of areas in which Ship's Force generally provides support to the industrial activity and vice versa. References (c) and (d) contain training requirements and additional guidance for MOAs involving aircraft carriers and submarines. As a minimum, the MOA **must** include:

- a. Purpose. **Include:**
 - (1) **Availability Type**
 - (2) **Period of Performance**
 - (3) **Geographic Location of Maintenance**
(e.g. CMAV, 2-30 Jun 2019, Norfolk, VA)
- b. Applicability. **List all parties involved in the MOA and include:**
 - (1) **Point of Contact Department or Code for each activity involved.**
 - (2) **The NSA and LMA.**
 - (3) **The AIT (if applicable) to include the Sponsor, Manager, Contractor(s) and Subcontractor(s) for alteration work.**

- c. Responsibilities for control of plant conditions and work area isolation.
- d. Responsibilities for accomplishment of work.
- e. Responsibilities for Quality Assurance (QA).
- f. Responsibilities for support services **or** equipment.
- g. Responsibilities for testing requirements.
- h. Responsibilities for waivers, deviations, or Departure from Specifications.
- i. **(Submarines Only)** Precise delineation of the Submarine Safety (SUBSAFE), Deep Submergence Systems, Scope of Certification (DSS SOC) and Fly-By-Wire (FBW) work responsibility of each activity for all phases of SUBSAFE, DSS, SOC and FBW work prior to issuing Re-Entry Controls **or** Controlled work.
 - (1) Identify the requirement that all activities assigned SUBSAFE work must be authorized by the current version of reference (bf). If a new reference (bg) is issued during any stage of the availability, the LMA must validate the new reference (bf) does not impact the work or notify NAVSEA 07Q of the discrepancy.
 - (2) Identify the outsourcing of SUBSAFE work meets the requirements of reference (bg).
- j. Responsibilities for training.
- k. Miscellaneous responsibilities (as required) (i.e., Radiological Control, Hazardous Material, etc.).
- l. Signatures of all activities (signifying agreement with the terms and responsibilities of the MOA).
- m. Responsibilities for reports **or** notifications for Emergency Planning and Community Right-to Know Act (EPCRA) requirements (Sections 302, 304, 311, 312, and 313).

3.3.8 **Responsibilities.** Responsibilities for the Maintenance Policies and Procedures for CNO scheduled availabilities are:

3.3.8.1 **Fleet Commander.**

- a. Maintain the Availability Intervals and Cycles issued in reference (e) to the maximum extent practical within operational requirements.
- b. Inform the Chief of Naval Personnel of any significant changes which would affect ship manning requirements during an extended CNO Maintenance Availability.
- c. Coordinate with the Program Executive Office, Direct Reporting Program Manager or Ship Program Manager, as applicable, in the accomplishment of CNO Maintenance Availability planning.
- d. Implement Docking Officer Qualification and Certification requirements as issued in NAVSEA instructions.
- e. Plan for and monitor availability execution to achieve a balance of cost and schedule for the scope of work authorized. Ensure that any growth in the scope of work

authorized is necessary to reasonably assure safe, reliable operation of the ship during the subsequent operating cycle.

- f. Plan for and provide berthing, messing, offices, classrooms, equipment stowage space, and Ship's Force repair shop **per** reference (f) when shipboard facilities are expected to become unusable or uninhabitable.

3.3.8.2 Type Commander.

- a. Coordinate the scheduling of availabilities at industrial activities with Fleet Commander, NAVSEA and CNO.
- b. Initiate the required budgetary actions for funding availabilities.
- c. Coordinate the work assignments between the FMA and the industrial activity.
- d. Seek resolution of all class and major technical problems and coordinate industrial requirements for modernization and repair.
- e. Authorize AWP's prepared by Submarine Maintenance Engineering, Planning and Procurement (SUBMEPP) Activity (Submarines only), PMS 312C (Aircraft Carriers only) with recommendations from the ship's CO, Maintenance Manager and ISIC (if applicable). Exercise all work candidate screening and follow up actions relating to the availability directly with the ship concerned. (Surface Force Ships only) Assume the lead role in managing the AWP from the Baseline Availability Work Package (BAWP) developed by Surface Maintenance Engineering Planning Program (SURFMEPP).
- f. (Submarines Only) Coordinate the interface of the Maintenance and Material Management (3-M) system with the Periodic Maintenance Requirement (PMR) scheduling and feedback reporting system.
- g. Designate a TYCOM representative for the Work Definition Conference (WDC), Project Review Conference (PRC) and Pre-Arrival Conference (PAC) when such conferences are scheduled.
- h. Recommend to CNO any high priority fleet modernization desired to be accomplished.
- i. (Submarines Only) Send a Sea Trials Support Services message, if required, to specify Submarine Rescue Diving Recompression System (SRDRS) "modified-alert" requirements (see Appendices BA or CA of this chapter).
- j. (Submarines Only) For minor CNO Maintenance Availabilities send a Waiver of Escort Requirements Message to NAVSEA when requested by the ISIC **per** paragraph 3.6.8.3.9.b.(4) of this chapter.
- k. Conduct a QA audit of Ship's Force and FMA Controlled Work Packages **per** Volume V, Part I, Chapter 9 of this manual.
- l. (Submarines Only) For major CNO Maintenance Availabilities issue the required messages for Fast Cruise, Sea Trials and Unrestricted Operations (URO) Certification **per** paragraph 3.6.8.4 of this chapter.

- m. (Submarines Only) For CNO scheduled availabilities of less than six months in duration issue the required message for Sea Trials **per** paragraph 3.6.8.3 of this chapter.
- n. (Submarines Only) Verify that all Submarine Flight Critical Component - certified On Board Repair Parts are loaded out by Fast Cruise following any major or minor CNO availability.

3.3.8.3 Type Commander **or** Immediate Superior In Command (Group or Squadron).

- a. All Ships.
 - (1) Assist the TYCOM, SUBMEPP (Submarines), PMS 312C (Aircraft Carriers) and SURFMEPP (Surface Force Ships) in the preparation of the AWP.
 - (2) Monitor corrective maintenance action taken by industrial activities and Regional Support Groups (RSG) **or** Regional Maintenance Centers (RMC).
 - (3) Schedule and conduct inspections of Forces Afloat.
 - (4) Monitor progress of CNO Maintenance Availabilities.
 - (5) Ensure that a MOA is executed prior to availability start **per** paragraph 3.3.6 of this chapter.
- b. Submarines Only.
 - (1) Ensure timely accomplishment and reporting of PMR maintenance actions on assigned ships. This should include the use of the PMR scheduling system and the SUBMEPP scheduling tape for automatic interface between the Master Job Catalog, the Current Ship's Maintenance Project (CSMP), and the Automated Material Requisitioning system.
 - (2) Ensure industrial activities and ships maintain current copies of Maintenance Standards, PMR schedules and PMR inventories.
 - (3) Review Ship's Force submitted deferrals for industrial activity assistance to determine if restoration **per** Maintenance Standard criteria is warranted in lieu of, or in addition to, requested industrial activity corrective maintenance.
 - (4) Ensure industrial activities provide the 3-M and Maintenance Standards feedback necessary for analysis by SUBMEPP.
 - (5) Request assistance from SUBMEPP as necessary in resolving problems with PMR scheduling and software.
 - (6) Report to SUBMEPP the inability to perform PMRs due to software technical inadequacy, non-availability of overhauling spares, insufficient manpower or inadequate industrial activity facilities.
 - (7) Designate an Availability Coordinator to coordinate industrial activity, FMA drydock and Ship's Force work to meet the availability completion date.
 - (8) Provide updated Sea Trials status by telephone to Commander, Submarine Squadron (COMSUBRON) ELEVEN if SRDRS "modified-alert" support services are in use.

- (9) For minor CNO Maintenance Availabilities issue the required messages for Sea Trials escort requirements **or** waiver of escort requirements as applicable, Fast Cruise, Sea Trials and URO Certification **per** paragraph 3.6.8.3 of this chapter.
 - (10) Report that all Submarine Flight Critical Component-certified On Board Repair Parts are loaded out by Fast Cruise following any major or minor CNO availability (Appendix BQ or Appendix CS).
- c. Surface Force Ships Only.
- (1) In coordination with the RMC Chief Engineer (CHENG), submit Change Deferral Requests and Change Notifications to SURFMEPP per Appendices AK and AL. These documents will provide adequate information to support a technical analysis, including the date the maintenance was last accomplished, the proposed timeframe for accomplishment, reason for non-accomplishment using the deferral codes provided and a mitigation strategy with impact statement for non-accomplishment. In addition, TYCOM will maintain mandatory BAWP requirements proposed for non-accomplishment in an active planning status until adjudicated.
 - (2) Coordinate with SURFMEPP to update the AWP when Class Maintenance Plan (CMP) changes drive a change to the BAWP after A-360.
 - (3) Coordinate meetings as required at key milestones and as required to support resolution of major issues, such as those associated with large budget reductions or shipyard resource shortfalls due to scheduling conflicts.

3.3.8.4 Submarine Maintenance Engineering, Planning and Procurement Activity **or** Planning Engineering Repairs and Alterations.

- a. Develop plans for accomplishing periodic maintenance or equipment replacement.
- b. Maintain Baseline AWP's configured to each ship class and type availability and include the standard 3-M data elements controlled by the TYCOM.
- c. Prepare and issue all phases of AWP's and AWP Supplements (if applicable).
- d. Maintain custody of shore based spares under the direction of NAVSEA and the TYCOM.
- e. (Submarines Only) Prepare, issue and maintain PMR computerized inventories and scheduling reports and associated Master Job Catalog **or** PMR computer tapes.
- f. (Submarines Only) Prepare, issue and maintain Maintenance Standards under the guidance of NAVSEA and the TYCOM.

3.3.8.5 (Surface Force Ships Only) Surface Maintenance Engineering Planning Program (SURFMEPP).

- a. Act as the surface force ship CMP development and management activity.
- b. Build Technical Foundation Papers for each ship class and Ship Sheets by hull.

- c. Identify, track and process all mandatory CMP requirements.
- d. Develop, track and process the BAWP to reflect changes in the CMP.
- e. Capture all mandatory maintenance closeout **or** return costs at the Job Control Number and Ship's Work List Item Number (SWLIN) levels.
- f. Review Change Deferral Letters and Cancellation Deferral Notification System (CDNS) requests for sufficient supporting documentation, mitigating actions and to determine the impact of reprogramming work or reducing scope **following** the change deferral process located in Appendix AK of this chapter.
- g. Develop a response in conjunction with applicable Technical Authorities and Engineering Authorities such as Naval Air Systems Command, Space and Naval Warfare Systems Command, Naval Surface Warfare Centers and other stakeholders. If required, coordinate the revision of the mitigation strategy with Commander, Naval Surface Atlantic (CNSL) **or** Commander, Naval Surface Pacific (CNSP) N43.
- h. Review and forward recommended action for CDNS requests to NAVSEA 05D with justification **and** recommendation for approval or disapproval within fourteen (14) calendar days of receipt.
- i. SURFMEPP will provide recommendations to Deferral Letters and forward to NAVSEA 05 for Surface Ship Engineering Operation Cycle designators and provide final determination for all other tasks to the TYCOM with information copy to SEA 05.
- j. Ensure the CMP configuration data, Last Maintenance Accomplished dates as designated in the Maintenance and Ship Work Planning program, next Due Dates and associated periodicities remain current using historical technical data to correct deficiencies when necessary.
- k. Review NAVSEA 05D responses to Change Deferral Requests and send the Final Disposition Letter to TYCOM within ten (10) calendar days of receipt.
- l. Coordinate the Corrosion Planning Conference, Life Cycle Planning Conference (LCPC), CSMP, Departure From Specifications (DFS), BAWP Mid-Cycle Review and the BAWP Close-Out Verification and Assessment Meeting and summarize all Deferral Letters, Change Notifications and resulting actions for the current Fleet Readiness Plan (FRP) Maintenance Cycle.
- m. Brand tasks residing in the CMP and CSMP, as applicable.
- n. Issue the CNO Availability Advance planning schedule.
- o. Integrate Modernization tasks into the BAWP prior to A-360 **per** an issued Advance Planning Letter. After BAWP **or** AWP turnover, enter authorized Modernization tasks into the CSMP **following** the Navy Modernization Process and brand **per** Appendix AN.
- p. Attend TYCOM, RMC, and Private Sector Industrial Activity (PSIA) planning conferences for each ship.

3.3.8.6 Ship's Commanding Officer. The CO is the TYCOM representative for monitoring the progress and quality of industrial work. As such, he should review availability progress during weekly conferences with Department Heads and others as necessary. The Supervising Authority meets weekly with the CO and other industrial activity officials as described in paragraph 3.6.3.1 of this chapter. The CO should be prepared to discuss and assist in the resolution of scheduling, design, material, and production problems. The CO's responsibilities are defined in reference (e). Additionally, COs **must**:

- a. All Ships.
 - (1) Review AWP's and provide comments to the TYCOM, ISIC and SUBMEPP **or** PMS 312C during the WDC **or** PRC.
 - (2) Assign a Ship Selected Records (SSR) Coordinator to perform the functions of paragraph 3.6.6.b. of this chapter.
 - (3) Publish policy concerning the number of duty sections, liberty, ship cleanliness, tagout procedures, tank closeout and blanking of otherwise exposed fluid systems, waveguides and air systems before availability start.
 - (4) Ensure non-conformances (Waivers, Deviations or Departures from Specification) submitted during the availability by any activity are approved prior to trials at sea (if held) and not later than the completion of the availability.
- b. Submarines Only.
 - (1) Review the status of PMR maintenance schedules and CSMP reports with parent ISIC prior to CNO Maintenance Availabilities in order to assist in planning for accomplishment of the required planned maintenance and corrective maintenance. Additional information and requirements concerning PMR are discussed in detail in Volume VI, Chapter 24 of this manual.
 - (2) Maintain a current SUBMEPP PMR inventory of maintenance requirements and Maintenance Standards applicable to the ship class.

3.3.8.7 Maintenance Team (Surface Force Ships Only).

- a. BAWP requirements uploaded to the CSMP with a due date prior to the ship's Mid Cycle Review must be screened and brokered within ten (10) calendar days after receipt of task.
- b. Screen and broker 100 percent of the BAWP's mandatory requirement 2-kilos by Mid Cycle Review.
- c. Meet with TYCOM Representatives and SURFMEPP by Mid Cycle Review to review the ship's BAWP, CSMP, Availability Duration Estimate, active DFSs, Class Advisories, routines **and** services. The CSMP will be reviewed and evaluated for branding per Appendix AN. The ship will assign a Job Control Number (JCN) to active temporary DFSs with no open JCN in the CSMP (the ship **must** update the DFS to reflect the new JCN as appropriate and the Port Engineer will ensure the "Job Closure Method" is set to "Both" as referred in Part II, Chapter 3 of this volume).

- d. Screen and broker any mandatory CMP requirement uploaded to the CSMP by Mid Cycle Review within ten (10) days of receipt into the Information Technology (IT) screening and brokering system.

NOTE: MAINTENANCE TEAM (MT) WILL SCREEN ALL REQUIREMENTS TO A SCHEDULED OR FUTURE MAINTENANCE PERIOD TOTAL SHIP READINESS ASSESSMENT (TSRA) EVENT WITHIN THE CURRENT FRP MAINTENANCE CYCLE.

- e. Provide timely closeout information for completed requirements.
- f. When required, provide CMP configuration data corrections to SURFMEPP.

3.3.8.8 Technical Warrant Holders and In-Service Engineering Agents (Surface Force Ships Only).

- a. Evaluate Deferral Letters requested by NAVSEA 05D (Ship Design Manager).
- b. Evaluate CDNS deferral requests as requested by NAVSEA 05D.
- c. Provide approval or disapproval recommendations to NAVSEA 05D in support of Deferral Letters and CDNS Deferral Requests.

3.3.8.9 NAVSEA 05D (Surface Force Ships Only).

- a. Review, adjudicate and provide a response for all Change Deferral Requests to SURFMEPP within ten (10) business days of receipt.
- b. For Deferral Letters requiring other agency approvals (e.g., Naval Air Systems Command, Naval Ship Systems Engineering Station, etc.), NAVSEA 05D will coordinate with the appropriate Technical Authority for adjudication.
- c. Review, adjudicate and provide a response for all CDNS requests within ten (10) business days.
- d. NAVSEA 05D (Ship Design Manager) **must** provide a representative to all BAWP Process Milestone Meetings when practical.

3.4 AVAILABILITY WORK PACKAGE PLANNING.

3.4.1 Forces Afloat Planning Sources. The majority of the Forces Afloat Work Package can be identified in advance from the following sources:

- a. Ship's CSMP Integrated with the Life Cycle Maintenance Plan. This document contains work items deferred during the previous maintenance availabilities, outstanding Departures from Specifications, dry dock requirements, etc. To ensure the CSMP accurately reflects the required ships maintenance, the ISIC Material Officer **or** TYCOM will review each ship's CSMP in detail with the ship prior to the WDC **or** PRC for CNO Maintenance Availabilities. The ISIC **or** TYCOM 3-M Coordinator and Maintenance Document Control Office (MDCO) should provide the necessary technical assistance and training to facilitate CSMP updates.
 - (1) (Submarines Only) PMR **or** URO. The ISIC will load scheduled PMRs into each ship's CSMP for a specific availability.
 - (2) Alterations.

- (a) (Aircraft Carriers and Submarines only) The ISIC MDCO **or** TYCOM will enter alterations on the ship's CSMP which the TYCOM has authorized for accomplishment. The ISIC **or** TYCOM calls out alterations for a specific availability based on material availability as identified by the industrial activity. Within funding constraints and TYCOM guidance, all alterations authorized on the TYCOM Alteration Management System **or** Navy Modernization Process are candidates for accomplishment during each availability.
 - (b) (Surface Force Ships only) SURFMEPP enters alterations on the ship's CSMP as discussed in section 3.3 of this chapter.
- (3) Condition Based Maintenance. (Machinery Condition Analysis **or** Technical Assessment, Repair, Groom and Evaluation Team **or** Performance Monitoring Team (PMT), Combat System Readiness Review, etc.). The ISIC **or** TYCOM Material Officer and Ship's Force **must** ensure that all material deficiencies identified by Condition Based Maintenance programs as identified in Part I, Chapter 2, section 2.4 of this volume are loaded into the CSMP for a specific availability.
 - (4) Life Cycle Planning Conference (Surface Force Ships Only). Representatives from SURFMEPP, TYCOM and the ship's Port Engineer (PE) will convene for a LCPC. SURFMEPP will be responsible for planning and conducting the conference. TYCOM, RMC Assessment Directors, Program Manager Representatives, representatives from NAVSEA 05, NAVSEA 21 Modernization, Planning Activity and the ship's MT should attend the LCPC. Appendix AO illustrates the entire process timeline.
- b. Work Routines. A set of Master Job Catalog standard work routines should be developed for every availability. The MDCO **or** TYCOM tailors each work routine package to the needs of the ship by calling out additional work routines to document periodic, interim dry-docking, URO maintenance and calibration recall requirements, as applicable.
 - c. Pre-Availability Tests and Inspections. Ship's Force, PMTs and industrial activity inspectors perform and submit the results of these pre-availability tests and inspections to the industrial activity, SUBMEPP (Submarines), PMS 312C (Aircraft Carriers) **or** applicable TYCOM (Surface Force Ships) for evaluation and inclusion in the AWP, as applicable. NAVSEA 07T provides results and recommendations for pre-availability tests performed by PMTs and Ship's Force.
 - d. Additional requirements for nuclear powered ships are contained in reference (b).

3.4.2 Forces Afloat Planning Actions. Ship's Force **must** take the following maintenance availability planning actions, as applicable:

3.4.2.1 Forces Afloat Work Package Preparations.

- a. Develop a Ship's Force concurrent Work Package that includes all major maintenance actions such as Planned Maintenance System (PMS), Reactor Plant PMS, repairs,

PMRs, alterations, and testing to be conducted by Ship's Force during the availability, as applicable.

- b. Identify CPJs **per** paragraph 3.3.1 of this chapter, and submit to the planning **or** industrial activity for integration into the availability schedule.
- c. Establish a strategy for calibration of gages, instruments, and tools based on the Calibration Recall List and Calibration Support Plan.
- d. Identify all industrial activity provided production and testing support equipment needed to accomplish Ship's Force work, or to recertify systems following Ship's Force work. Identify this equipment to the industrial activity prior to the start of the availability. This support equipment includes the following, as applicable:
 - (1) Reactor Plant PMS support equipment.
 - (2) System hydrostatic test equipment.
 - (3) Calibration equipment.
 - (4) Special tools.
- e. Ship's Force should use Appendices A, B or C of this chapter as guidance to prepare for availabilities, as applicable. These appendices provide Typical CNO Maintenance Availability Planning Milestones for submarines, surface ships and aircraft carriers respectively.

3.4.3 Availability Work Packages.

3.4.3.1 Availability Work Package Content. The AWP includes all nuclear and non-nuclear authorized industrial work and associated Forces Afloat work for modernization, maintenance and repair during the availability. The work described is developed from NAVSEA and TYCOM instructions. Forces Afloat actions in the AWP scheduled to complete prior to availability start are critical in defining additional work candidates **per** Appendix D.

3.4.3.2 Availability Work Package Sources.

- a. CMP.
- b. NAVSEA authorized alterations.
- c. TYCOM authorized alterations, repairs, PMRs, Engineering for Reduced Maintenance Costs items and baseline AWPs.
- d. Results of pre-availability tests and inspections.
- e. CSMP.

3.4.3.3 Availability Work Package Development. The five stages of AWP development include Baseline, Preliminary, Proposed, Approved, and Completed.

- a. SUBMEPP (Submarines), PMS 312C (Aircraft Carriers) **or** SURFMEPP (all other Surface Ships) develop and maintain Baseline AWPs for each ship class and type of availability.

- b. SURFMEPP (Surface Force Ships only) is responsible for BAWP development. The BAWP contains all NAVSEA requirements due during a ships' current FRP Maintenance Cycle and is comprised of:
1. Mandatory assessment and corrective maintenance requirements from the CMP
 2. Surface Ship Engineered Operating Cycle (SSEOC)-applicable repairs from the CSMP
 3. Other programmatic mandatory requirements (e.g., Mandatory Safety Alterations)
 4. Services and routines in support of Mandatory Technical Requirements or availability execution
- c. (Surface Force Ships only) Mandatory SSEOC work, identified by having an "A" brand in the Category of Work field regardless of its origin, will be tracked and adjudicated using processes described in this section. See APPENDIX AN for detailed branding code information.
- d. SUBMEPP (Submarines), PMS 312C (Aircraft Carriers) or applicable TYCOM (all other Surface Force Ships) consolidate the Baseline AWP, NAVSEA authorized alterations and TYCOM authorized alterations, repairs, PMRs and Engineering for Reduced Maintenance Costs items to produce the Preliminary AWP. This Preliminary AWP is issued approximately 12 to 14 months prior to the start of the availability.
- e. Systems Command (SYSCOM), TYCOM, and the ship's CO should review the Preliminary AWP to ensure that it includes known work candidates and authorized alterations that will not be accomplished prior to availability start and for proposed work candidates, which in their opinion, are unnecessary. Appendix D of this chapter provides suggested guidelines for review of the AWP. Following the initial review of the Preliminary AWP, Ship's Force will host a meeting with the TYCOM and SUBMEPP or PMS 312C, as applicable to consolidate comments and recommendations for the WDC or PRC. This meeting is normally held early in the same week as the WDC or PRC.
- f. SUBMEPP (Submarines only), PMS 312C (Aircraft Carriers only) or TYCOM (Other Surface Force ships only) will host a WDC or PRC attended by NAVSEA, the Supervising Authority, FMA (if applicable), TYCOM, ISIC, PMT (Submarines Only), Strategic Systems Project Officer (SSBN and SSGN 726 Class submarines only) and Ship's Force when practical. During this meeting, the Preliminary AWP is carefully reviewed and the SYSCOM and the TYCOM authorize the work. When actions are required before a decision is made, those actions are identified and subsequently monitored. The goal is to issue the Proposed AWP (one which represents all SYSCOM or TYCOM authorized work integrated and specifically tailored to the ship involved) within two months following this meeting. At this meeting, the SYSCOM or TYCOM authorizes the industrial activity to continue with planning on the basis of the work identified in the AWP. During this meeting, any activity may submit new work candidates for consideration by the SYSCOM or TYCOM. The SYSCOM or TYCOM will authorize or reject each new work candidate submitted. A reason for

rejecting a work candidate will be provided. For Surface Force Ships only, the NSA Chief Engineer will review requested growth and new work items for technical compliance.

- g. SURFMEPP (Surface Force Ships only) will host four scheduled meetings over the course of the ship's FRP Maintenance Cycle: Corrosion Planning Conference, the LCPC Mid-Cycle Review and the BAWP Close-Out Verification and Assessment Meeting. When possible, SURFMEPP conferences will be held in conjunction with other MT scheduled meetings, such as monthly Availability Advanced Planning Meetings and Planning Board for Maintenance (PB4M).
- h. SYSCOM or TYCOM and the ship's CO should review the Proposed AWP to ensure that it contains all agreements made at the WDC or PRC. Appendix D of this chapter also provides suggested guidelines for review of this AWP.
- i. The Supervising Authority will host a PAC attended by NAVSEA, FMA (if applicable), TYCOM, ISIC, SUBMEPP (Submarines), PMS 312C (Aircraft Carriers), and Ship's Force when practical. During this meeting, the Proposed AWP, with results of the pre-availability tests and inspections incorporated where possible, will be carefully reviewed and the SYSCOM or TYCOM will approve the work. The goal is to issue the Approved AWP at the conclusion of this meeting. During this meeting, any activity may submit new work candidates for consideration by the SYSCOM or TYCOM and NSA Chief Engineer. The SYSCOM or TYCOM will authorize or reject each new work candidate submitted. A reason for rejecting a work candidate will be provided. For Surface Force Ships only, the NSA Chief Engineer will review requested growth and new work items for technical compliance.
- j. Within six months after the completion of the availability, SUBMEPP (Submarines) or applicable TYCOM (Aircraft Carriers and Surface Ships) will issue the Completed AWP.

3.5 AVAILABILITY PLANNING.

3.5.1 Ship's Force Pre-Planning.

- a. To effectively complete the Ship's Force and Maintenance Support Team (MST) (if assigned) responsibilities during the months preceding the start of the availability, it is necessary to assign an Officer or Chief Petty Officer as the Availability Coordinator, responsible for coordinating the completion of the milestones. The quality of the availability will be reflected in the preparations done by Ship's Force and MST (if assigned).
- b. Prior to commencement of the availability, the industrial activity will request the ship to provide personnel Temporary Assigned Duty to the activity (approximately one month prior to the start date). The industrial activity will identify the personnel requirements of this pre-arrival team based on the type of availability and ship class.

3.5.1.1 Industrial Activity Visit. The ship's CO, Executive Officer, MST Officer In Charge (OIC) (if applicable) and department heads will visit the industrial activity as soon as practical prior to the start of the availability. The CO will meet key industrial activity managers involved in the availability, other COs of ships in availabilities at the same industrial activity and if applicable, the local Naval Reactors Representative. The Executive Officer, MST OIC (if

applicable) and department heads **will** meet their counterparts within the industrial activity Project Team and counterparts assigned to other ships in an availability at the same industrial activity. The Executive Officer **will** also check available crew quarters and barge accommodations, if applicable. Ship's Force **will**:

- a. Coordinate with the industrial activity to conduct pre-availability training and indoctrination. The following are suggested topics for training:
 - (1) Industrial activity organization and Ship's Force **or** MST (if assigned) interface.
 - (2) Industrial activity procedures and practices, including:
 - (a) Operational Control Transfer.
 - (b) Tagout, Rip-Out **and** Work Authorization Form. This training **must** address the WAF **and** tagout process described in Volume IV, Chapter 10, paragraph 10.4.1.2 of this manual.
 - (c) SUBSAFE REC Procedures and, if applicable, SOC and FBW Procedures.
 - (d) Deficiency Reporting and Correcting.
 - (e) Radiological Controls Agreement.
 - (f) General Testing Requirements.
 - (g) Defueling **or** Fueling Requirements (Nuclear Reactor and Fossil Fuel).
 - (h) Industrial Activity Procedures for Accomplishing PMS of Equipment Under Their Cognizance.
 - (i) Nuclear Reactor **or** Radiological Accident Plan.
 - (j) Maintenance of Ship's Cleanliness.
 - (k) QA Interface with the Industrial Activity.
 - (3) General schedule of Key Events and phases of work and testing.
 - (4) Safety requirements including Ship's Force **or** MST (if assigned) industrial activity responsibilities for:
 - (a) Dry Dock Safety.
 - (b) Fire Watches.
 - (c) Watertight Integrity.
 - (d) Reactor Plant Safety.
 - (e) Personal Protective Equipment.
 - (5) Relationship with industrial activity management including responsibility regarding weekly management meetings.

- (6) Functions and responsibilities of the joint test groups (Nuclear, Hull, Mechanical, Electrical and Combat Systems) and the Ship's Safety Council including the designation of Ship's Force group and council members.
 - (7) Control mechanism for work and tests affecting ship's conditions.
 - (8) Special evolutions and procedures to be conducted early in the availability such as dry-docking and establishing plant conditions.
 - (9) QA.
 - (10) IEM.
 - (11) Hazardous Material Requirements.
 - (12) Special Environmental Requirements.
 - (13) Support of Trials and Inspections.
 - (14) System Experts.
 - (15) Space Turnover.
- b. Develop training plan and watch station requalification program **per** TYCOM directives.
 - c. Develop Plan of Action and Milestones for Ship's Force **or** MST (if assigned) responsibilities during the availability.
 - d. Review and prepare SSRs for turnover to the planning yard **or** industrial activity at the start of the availability (see paragraph 3.6.6 of this chapter).
 - e. Support the industrial activity's pre-availability ship checks, tests and inspections.

3.5.1.2 BAWP Milestones for Surface Force Ships. Specific milestone timeline is located in Part II, Chapter 2, Appendix D of this volume.

3.5.1.2.1 Corrosion Planning Conference. SURFMEPP, TYCOM representatives, RMC, CNRMC, Ship Repair Facility (SRF) (Japan only) and ship's Project Team will review current FRP cycle corrosion requirements for: tank **or** void conditions, tank **or** void assessments, tank **or** void preservation (includes boundary tank review), tank **or** void repairs, tank **or** void mitigation strategies, long range tank planning, structural assessments, intake **or** uptake assessments, bilge well assessments, structural repairs **or** preservation, CMP preservation requirements, deferred corrosion related maintenance, corrosion related modernization, corrosion related DFS and shipboard habitability improvements.

3.5.1.2.2 Life Cycle Planning Conference. SURFMEPP will conduct an LCPC and issue a BAWP for ships at the beginning of each ship's FRP maintenance cycle. The purpose of the LCPC is to review contents of the preliminary BAWP and planning timeline schedules with TYCOM, RMC Assessment Directors, Program Manager Representatives, representatives from NAVSEA 05, NAVSEA 21 Modernization, Planning Activity and the MT. Feedback from the meeting will be folded into the issued BAWP as applicable.

3.5.1.2.3 Baseline Availability Work Package. SURFMEPP will send a list of the FRP Maintenance Cycle CMP requirements and a list of recommended availability services to the ship's PE for review. This list is a preview of the initial BAWP and will be discussed in detail at

the LCPC. SURFMEPP will provide a list of CMP-required assessments to TYCOM, Navy Regional Maintenance Center (NRMC) and RMC as requested in support of the TSRA process.

- a. SURFMEPP will upload a data file (MM0001 file) with all mandatory requirements and expected CNO Availability services into the ship's CSMP in support of ship-specific MT screening and brokering requirements.
- b. SURFMEPP will issue formal correspondence detailing the BAWP planning schedule and outstanding action items from the LCPC.
- c. Requirements uploaded to the IT screening and brokering system with a due date prior to the ship's Mid-Cycle Review milestone must be screened within ten (10) calendar days after receipt of task.
- d. The PE **must** screen 100 percent of the BAWP requirements in IT screening and brokering system no later than Mid-Cycle Review and will only utilize the IT screening and brokering system or the Maintenance Support Tool to accomplish this task. These requirements **must** be screened by the PE to a scheduled or future maintenance period **or** availability (other than Unfunded) within the current FRP Maintenance Cycle.

3.5.1.2.4 Fleet Readiness Plan Mid-Cycle Review. SURFMEPP will conduct a mid-cycle review of the ship's BAWP and CSMP to ensure inclusion of all mandatory requirements, services **or** routines and lifecycle impacting Class Advisories, active DFSs and Avail Duration. Navy Data Environment (NDE) modernization forecasts are addresses as applicable. TYCOM, RMC Assessment Directors, Program Manager Representatives, representatives from NAVSEA 05, NAVSEA 21 Modernization, Planning Activity and the MT should attend this meeting.

- a. 100 percent of the BAWP requirements in the IT screening and brokering system are required to be screened by the ship's PE. These requirements **must** be screened by the PE to a scheduled or future maintenance period **or** availability (other than Unfunded) within the current FRP Maintenance Cycle.
- b. Any mandatory CMP requirement pushed after LCPC (initial BAWP push) is required to be screened within ten (10) calendar days of receipt into the appropriate IT system.

3.5.1.2.5 Mid-Cycle Review.

- a. Following the Mid-Cycle Review, SURFMEPP will update the BAWP with lifecycle critical tasks.
- b. Further TYCOM deferrals or deletions to the BAWP must be submitted using a Deferral Letter or the CMP CDNS.
- c. CMP work completion, configuration updates and new CMP additions will require SURFMEPP to upload more CMP requirements into a ship's CSMP following the Mid-Cycle Review. These updates will be coordinated with the ship's PE prior to initiation. If the ship is beyond the BAWP turnover to TYCOM, updates **must** be coordinated with the respective TYCOM AWP Manager in addition to the ship's PE.
- d. Mandatory CMP requirements pushed after LCPC (initial BAWP push) are required to be screened within ten (10) calendar days of receipt into the IT screening and brokering system.

3.5.1.2.6 Review of BAWP and CSMP.

- a. SURFMEPP, TYCOM representatives, RMC and the ship's MT will meet to review the ship's BAWP and CSMP to ensure inclusion of all required services **or** routines and lifecycle impacting Class Advisories and active DFSs. NDE modernization forecasts are addressed as applicable. RMC Assessment Directors, RMC and TYCOM TSRA Planners, NRMC, Program Manager Representatives and representatives from NAVSEA 05D, NAVSEA 21 Modernization, CNSL **or** CNSP N43, PSIA Contractor (or Planning Activity), ISIC, and the ship's MT **must** attend this meeting.
- b. 100 percent of the BAWP requirements in the maintenance screening and brokering system are required to be screened by the ship's PE. These requirements **must** be screened by the PE to a scheduled or future maintenance period **or** availability (other than Unfunded) within the current FRP Maintenance Cycle.
- c. Any mandatory CMP requirement pushed after LCPC is required to be screened within 60 days of the maintenance screening and brokering system import date.

3.5.1.2.7 Updating the BAWP.

- a. SURFMEPP will update the BAWP with lifecycle critical repair tasks resulting from assessment requirements in addition to the results (i.e., deferral or technical challenges) from the CSMP, DFS **or** BAWP Mid-Cycle review.
- b. Further changes to the BAWP must be submitted using a Change Request Deferral Letter or the maintenance screening and brokering system.
- c. CMP work completion, configuration updates and new CMP additions will require SURFMEPP to upload more CMP requirements into the BAWP whose next due date falls within the current FRP Maintenance Cycle through C+120. These updates will be coordinated with the ship's PE prior to call down. If the ship is beyond A-360, updates **must** be coordinated with the respective TYCOM AWP Manager in addition to the ship's PE.
- d. Mandatory CMP requirements pushed after LCPC are required to be also screened within 60 days of their maintenance screening and brokering system import date.
- e. Ship Design Manager authorization via SURFMEPP Platform Engineering will be obtained if stakeholders desire to withhold or delay CMP requirements generated by configuration updates and new CMP additions if these requirements will be due prior to the end of the current FRP Maintenance Cycle.
- f. Updates will cease after 100 percent D-level maintenance lock.

NOTE: IF BAWP TURNOVER TO TYCOM OCCURS WITHIN 30 CALENDAR DAYS OF LCPC, THE PE MAY FORGO THE 50 PERCENT SCREENING MILESTONE AND INSTEAD HAVE 100 PERCENT OF THE BAWP REQUIREMENTS SCREENED BY MID-CYCLE REVIEW.

3.5.1.2.8 BAWP Turnover to TYCOM. The TYCOM's AWP Manager will review the BAWP and assume responsibility for planning and developing the AWP as described in paragraph 3.5.4 of this chapter.

3.5.1.3 Availability Coordinator (Submarines Only). A submarine served, nuclear trained Limited Duty Officer will be assigned to augment the normal ship's complement during Depot Modernization Periods, Engineered Refueling Overhauls, or Engineered Overhauls and will act as the Availability Coordinator for the ship. Availability Coordinator responsibilities are specified in Volume V, Part I, Chapter 1, paragraph 1.5.6 of this manual.

3.5.2 Docking Conference. For availabilities involving a ship's dry-docking, the industrial activity will conduct a Docking Conference prior to the ship entering the activity if scheduled to go directly into dry dock.

3.5.3 Ship's Force Administrative Preparations. Ship's Force administrative preparations for availabilities will include:

- a. Necessary revisions to ship and department organization manuals to ensure compliance with established requirements.
- b. Preparation of necessary ship and department directives to ensure that administration is formally supported **per** current requirements.
- c. Formulation of procedures for qualification of underway **or** steaming watchstanders and maintenance of proficiency of in-port watchstanders, including:
 - (1) Implementation of formal provisional qualification procedures.
 - (2) Establishment of qualification goals for Key Events, such as undocking, operational testing of ship and propulsion plant systems, steam testing, initial criticality, space turnover, etc.
 - (3) Incorporation of qualification requirements necessitated by alterations to ship or propulsion plant systems.
- d. Procedures for maintenance and security of Ship's Force **or** MST (if assigned) barge or office spaces.
- e. General overhaul plan for Ship's Force **or** MST (if assigned) responsible actions including provisions for:
 - (1) Ship off-load.
 - (2) Establishment of barge, berthing and messing facilities.
 - (3) Establishment of routine ship and barge watch bills.
 - (4) Scheduling of required shore based schools and leave for personnel.
 - (5) Provision for accomplishment of known Ship's Force **or** MST (if assigned) corrective maintenance.
 - (6) Establishment of Ship's Force PMS routines.
 - (7) Establishment of Integrated Logistics Overhaul (ILO) procedures.
 - (8) Provisions for shift work during known periods of intensive testing (e.g., Engine Room Steaming Operations, Hot Operations, Power Range Testing).
 - (9) Ship load-out.

(10) Target dates for completion of key ship and department directives and procedures.

- f. Assignment of ship system experts, or QA Inspectors, capable of monitoring industrial activity work on assigned systems.

3.5.4 TYCOM AWP Schedule and Documentation Requirements (Surface Force Ships Only).

- a. Assume lead responsibility for AWP management at A-360.
- b. TYCOM will conduct Availability Planning Conferences periodically throughout the availability planning timeline **per** the milestones listed in Part II, Chapter 2, Appendix D of this volume. Further details concerning Availability Planning Conferences can be found in Appendix AM.

3.5.4.1 Resource Allocation.

- a. Identify and evaluate the links between the technically mandated life cycle **or** service life requirements contained in the CMP, the known repair tasks mandated in the BAWP and the current readiness **or** corrective maintenance requirements identified in the ship's CSMP.
- b. Across this mutually supportive prioritization and resource allocation process, TYCOM will function as the representative for making resource allocation recommendations in direct support of the AWP.
- c. Submit Change Deferral Requests at any time to expedite reallocation of resources.

3.5.4.2 Technical Resolution. To resolve technical issues in a timely manner, there is one major milestone for processing Deferral Letters and Change Notifications by the TYCOM.

- a. TYCOM will submit a Deferral Letter to SURFMEPP **per** the milestone chart located in Part II, Chapter 2, Appendix D of this volume, which will include a list of mandatory tasks in the current FRP Maintenance Cycle being requested for deferral. The information provided in the Deferral Letter should have a sufficient level of detail to enable a complete evaluation by the Technical Warrant Holder and the Ship Design Manager. SURFMEPP will review the requested deferrals and forward the recommendation to NAVSEA 05D for technical resolution.
- b. Subsequent Deferral Letter submissions occurring after TYCOM delivery of the Deferral Letter **must** be individually submitted. It is incumbent upon MTs and TYCOMs to discuss Deferral Letters as early as possible to enable a technical evaluation and an approval **or** disapproval granted prior to A-35 **or** Award.

3.5.4.3 Change Notifications. Subsequent submissions occurring after delivery of the Deferral Letter will be provided to SURFMEPP by TYCOM at the BAWP Close-Out Verification and Assessment Meeting using Appendix AL format and will include the same information provided in any Deferral Letter submitted during the current cycle.

NOTE: THIS SECTION DOES NOT GOVERN NOR MODIFY THE POST-AVAILABILITY TESTING AND CERTIFICATION OR CLOSEOUT PROCESS.

3.5.4.4 Technical Deferral and Adjudication Process for Post-AWP Definitization (for Cost Contracts and Award (Firm Fixed Price Contracts) Through the End of the Execution Period).

- a. The local RMC **or** SRF SEA 05 Chief Engineer is empowered as prescribed in reference (b) to provide final technical deferral authority of mandatory (“A” branded) tasks from Definitization **or** Award through the end of availability execution period.
- b. In the event the RMC **or** SRF Chief Engineer exercises this deferral authority, a signed letter with the following information must be provided to both TYCOM and SURFMEPP no later than the Availability closeout meeting.
 - (1) JCN, Job Summary.
 - (2) Reason for Non-Accomplishment.
 - (3) DFS number if required.
 - (4) Any further information that may help future completion or scheduling integration.
- c. The TYCOM will provide a letter documenting all technically adjudicated and deferred work. This letter will be forwarded to SEA 21 and SEA 05, via SURFMEPP, prior to either Hull, Mechanical and Electrical or Combat Systems Production Completion date, whichever is later.

3.5.5 BAWP **or** AWP Change Management Process (Surface Force Ships Only).

3.5.5.1 Branding. To support work prioritization and authorization decisions, BAWP work items must be branded using the branding category codes in Appendix AN. Change Requests to “A” branded items require adjudication through the BAWP Change Management process per Appendix AK. Deferral Letters and CDNS Requests are adjudicated by NAVSEA 05D via SURFMEPP. Work Item Branding Categories will be entered in the “Category of Work” block of the Automated Work Request (AWR) by SURFMEPP.

3.5.5.2 CMP Cancellation Deferral Notification System. The CDNS is imbedded in the maintenance screening and brokering system and is used to track the status of all CMP mandatory maintenance in a ship’s shore file CSMP. If a particular maintenance requirement is screened to a maintenance period that starts greater than 90 days before or after the requirement’s due date, if the requirement is screened by the ship’s PE to an “unfunded availability”, a series of e-mails are automatically sent from CDNS to key maintenance plan stakeholders. The stakeholders then communicate with the MT to provide technically sound adjudication for the situation surrounding that specific requirement. Deferrals using this system will be routed through SURFMEPP and NAVSEA 05 as appropriate. This system provides an automated, auditable process for monitoring each ship’s accomplishment of CMP requirements. MTs will use this system to request deferral or cancellation of mandatory CMP requirements **per sub-paragraphs “a” through “g”**:

- a. CDNS will only be used to request deferral of CMP tasks within the FRP. Requests for deferrals outside the FRP **must** be submitted using the Deferral Letter process.
- b. Once SURFMEPP has entered the ship’s CMP requirements into IT screening and brokering system, the MT will screen each requirement to an appropriate maintenance period or TSRA event. CMP requirements may be identified by the MT as requiring

deferral or correction based on errant configuration data, substitution JCNs or an inability to accomplish the requirement by the due date.

- c. When the MT identifies such a condition, it **must** contact the local SURFMEPP Detachment to review the situation.
- d. If both parties agree this item should be addressed by higher technical authority, the MT will screen the item to an “Unfunded” availability to initiate the CDNS process.
- e. The CDNS adjudication process will be followed to resolve the request.
- f. The PE will provide all approved deferrals to the TYCOM AWP Manager, who will list them on the BAWP Deferral letter.
- g. This process is authorized for use from LCPC to Definitization.

3.5.5.3 BAWP Work Item Branding Categories.

- a. Branding Category A (Mandatory - Technical). An approved Deferral Letter or positive CDNS adjudication is required to defer the maintenance requirement (see Appendix AK). Only SURFMEPP or an authorized Technical Warrant Holder is authorized to brand items in this category. BAWP requirements in this branding category include maintenance actions which have high-level technical requirements and have been subdivided into branding categories as detailed in Appendix AN. Any “A” branded item whose deferral violates a technical requirement (e.g., CMP mandatory requirement) requires NAVSEA 05 adjudication via the CDNS or a Deferral Letter. Late, cancelled or deferred execution of a technical requirement may require a QA form 12 through the e-DFS system. See Volume V of this manual for guidance regarding DFS requirements.
- b. Branding Category B (Required - Non-Technical). Items in this branding category include tasks significant to TYCOM; however, non-accomplishment does not require adjudication via the technical chain of command. Work items in this branding category have been subdivided into branding categories as detailed in Appendix AN.

3.5.5.4 Branding Responsibility.

- a. SURFMEPP brands all technically required, mandatory maintenance requirements residing in the CMP and any other tasks meeting branding Category “A” criteria. In addition, SURFMEPP will brand all Category “B” CMP issued tasks per Appendix AN.
- b. The Assessment Director is responsible for ensuring CSMP-ready repair AWRs are provided following assessment completion. In all cases, these AWRs will start the Block 35 narrative AWR with the words “Per (JCN)”, where ‘(JCN)’ is the Assessment JCN that generated the repair 2-Kilo followed by the characters “XXX” (e.g., “Per YYYYYYEM01ZA56 “XXX”, where “YYYYYY” is the ship’s Unit Identification Code and “XXX” signifies a break between the JCN and the beginning of the 2-Kilo’s text description). This methodology allows maintenance personnel to connect each repair job to its initiating assessment.

3.5.5.5 Change Request Types. Change Requests and Change Notifications will be identified in one of the following three ways:

- a. Reprogram. Requirements due during the current FRP Maintenance Cycle, but will be moved to a future FRP Maintenance Cycle. These requests **must** be requested through the Deferral Letter Process.
- b. Cancel. Requirements neither applicable nor due during the current FRP Maintenance Cycle and therefore should not be included in the BAWP, including items for which the configuration or requirement has changed and requirements with periodicities extending to a future FRP Maintenance Cycle beyond C+120 of the current cycle.
- c. De-scope. Requirements that experienced a reduction in the original scope of work, where the portion of work not accomplished is reprogrammed.

3.5.5.6 Deferral Process for an “A” Branded Mandatory Requirement (Surface Force Ships Only).

- a. Deferral of an “A” branded mandatory task within the current FRP **must** be requested from the Ship’s Design Manager and NAVSEA 05 by the Maintenance Team using the CDNS if it cannot be accomplished within 90 days of its due date.
- b. Deferral of an “A” branded mandatory task outside the current FRP **must** be requested from the Ship’s Design Manager and NAVSEA 05 by the Maintenance Team using the deferral letter process if it cannot be accomplished within the current FRP.
- c. On approval of deferral of the task by NAVSEA 05 within the current maintenance cycle SURFMEPP will change the branding of the task from “A1” or “AR” to “AH”. SEA 05 will send the deferral recommendation to the TYCOM via SEA 21.
- d. On approval of the deferral and at the end of the current cycle, SURFMEPP **must** change the brand from “AH” to “A6”. If the task cannot be accomplished in the second FRP, then the ship should initiate a request for a Major DFS **per** Volume V, Part I, Chapter 8 of this manual and request a technical review by SEA 05 and a programmatic review by SEA 21. If the review results in a recommendation to not defer, then a two Flag Panel review will be conducted between the TYCOM and either SEA 05 or SEA 21. The two Flag Panel will make the final adjudication. If disapproved by the two Flag Panel, then the task will be completed in the current FRP.
- e. On approval of deferral of the task to the third FRP, SURFMEPP **must** change the branding from “A6” to “AD”.
- f. If the task cannot be accomplished in the third FRP and is requested for deferral to the fourth FRP, then a three Flag Panel review (TYCOM, SEA 05, SEA 21) is required. Flag level approval is required to defer the task to the fourth FRP. If disapproved by the three Flag Panel, then the task will be completed in the current FRP. The AD brand will remain until the task is executed or superseded.

3.5.6 Modernization (Surface Force Ships Only). NAVSEA and TYCOM Letters of Authorization (LOA) are issued identifying all modernizations scheduled for the CNO Availability.

3.5.6.1 Modernization List. Forecasted ship changes may be viewed through the NDE database at LCPC and continuing throughout the BAWP to AWP development process. This list will be reviewed at each BAWP Milestone Meeting. Items from this list will not be entered into the ship's CSMP until they have been reconciled with an issued Advance Planning Letter **or** LOA. After this reconciliation, SURFMEPP is responsible for entering the modernization work into the ship's CSMP. Category A and Category B BAWP-branded assessment tasks that may be affected by forecasted Ship Change Documents **must** be planned and executed, despite discussion of removal or upgrade of equipment due to pending ship changes. Since the majority of "approved and authorized" modernization alterations are completed during the CNO availability, executing the assessments throughout the cycle as scheduled in the BAWP is required to ensure operational readiness throughout the FRP Maintenance Cycle. For example, NDE indicates CG-XX is scheduled for the electric modification SHIPALT 588K, which, among other changes, removes the waste heat boilers. The 18-month and five (5) year mandatory boiler inspections were entered in the BAWP at LCPC for completion during the SRA. The MT, in this case, cannot cancel the scheduled assessment without following the established deferral **or** adjudication process.

3.5.6.2 BAWP **or** AWP Update. The BAWP **or** AWP will be updated as subsequent LOAs are issued by NAVSEA and TYCOM as ship changes mature. This process will continue through the advanced planning and execution phases of the availability to capture late and newly authorized alterations.

3.6 AVAILABILITY EXECUTION.

3.6.1 Responsibilities. Responsibilities for CNO scheduled Maintenance Availabilities are:

3.6.1.1 Fleet Commander.

- a. Monitor availability execution to achieve a balance of cost and schedule for the scope of work authorized. Ensure that any growth in the scope of work authorized is necessary to ensure safe, reliable operation of the ship during the subsequent operating cycle.
- b. Ensure that testing of all systems and equipment installed or repaired during the availability, which require at sea testing, is conducted prior to availability completion.
- c. Provide berthing, messing, offices, classrooms, equipment stowage space, and Ship's Force repair shops **per** reference (f), when shipboard facilities are unusable or uninhabitable.

3.6.1.2 Type Commander **or** Immediate Superior In Command (Group or Squadron).

- a. Authorize new items and growth industrial work items.
- b. Monitor and approve all changes in established milestones, not internal to industrial activity, including LOA and completion dates.
- c. Issue direction when the quality or completeness of industrial activity work is in question.
- d. Monitor off-ship crew messing and berthing arrangements when required.

- e. Notify the TYCOM when essential Ship's Force work cannot be completed on the scheduled contract or Key Event completion date. Make recommendations for assistance where appropriate.
- f. (Surface Ships Only). Periodically assess and monitor shipboard conditions using Appendix E of this chapter for guidance.
- g. (Submarines Only). Periodically assess and monitor shipboard conditions **per** paragraph 3.6.8.4.4 of this chapter.
- h. Monitor Ship's Force **or** MST (if assigned) preparation for LOA (if applicable).
- i. (Nuclear Powered Ships Only). Conduct a Pre-Critical Inspection of the Engineering Department to determine the ship's readiness for either the Reactor Safeguards Examination (RSE) or the Fleet Commander Post-Overhaul Reactor Safeguards Examination (PORSE) as applicable.
- j. (Submarines Only). Schedule a salvage inspection by Forces Afloat in time to have discrepancies corrected prior to the start of Fast Cruise. Normally, the salvage inspection should be completed not less than one week prior to the scheduled start of the Fast Cruise.
- k. Conduct formal Phase I crew certification inspection(s) of the Ship's Force **per** the TYCOM Training Manual (when required). The purpose of this inspection **must** be to audit the readiness and training of the Ship's Force, particularly in the areas of watch stander qualifications, damage control readiness, status of operational and emergency bills, presence on board of essential technical manuals, and general operational knowledge. This inspection **must** be scheduled about one month prior to Fast Cruise and should include written examinations and personal interviews with officers and key enlisted personnel to determine their readiness and status of training as outlined for Phase I. A comparison of personnel allowance (including Navy Enlisted Classification requirements) versus onboard count **must** be made to ensure that the ship is adequately manned.
- l. (Submarines Only). Prior to Fast Cruise, the ISIC QA Officer **must** conduct a formal audit of Ship's Force REC, Departure from Specification Records and CSMP. Using the SUBMEPP PMR and URO Maintenance Requirement Card (MRC) scheduling reports and current industrial activity **or** Ship's Force updates to the latest report, ensure all required "D"-Level PMR and URO MRC accomplishment is current. The ISIC **must** forward the audit results to the TYCOM via the cognizant Commander, Submarine Group. The ISIC will then report to the TYCOM by message **per** message sample format of Appendix BB or CB of this chapter the status of the crew **or** material certification. An update of this certification is needed prior to Sea Trial and following the rescinding of certification noted in paragraph 3.6.8.4.1.c. of this chapter.
- m. Conduct Phase II crew certification. Witness and certify to the TYCOM that the state of crew training is satisfactory for at sea operations **per** the TYCOM Training Manual. This will be done during a two-day period subsequent to Dock Trials and Phase I crew certification, and prior to Fast Cruise. This two-day period **will** be scheduled so that there is normally a 48-hour period between the end of this event and the beginning of Fast Cruise. This two-day Phase II crew certification period is divided into a 40-hour

crew work-up and rest period and an eight-hour modified dockside Operational Readiness Inspection. The entire period should be scheduled to minimize interference with industrial activity work. However, since the certification must be conducted carefully to be meaningful, the officer scheduling the certification should coordinate industrial activity interference during the eight hour modified Operational Readiness Inspection. This certification should be thorough and meticulous. Pressure from the industrial activity or any other source to compromise ship safety must not be permitted to influence the judgment of the certifying officers. The desired overall sequence of these events is shown in Volume I, Chapter 2, Appendix B of this manual.

- n. Conduct a material inspection of the ship.
- o. Satisfactory completion of the inspections of paragraphs 3.6.1.2.k. through 3.6.1.2.m. of this chapter should be reported to the TYCOM in one "PRIORITY" crew certification message **per the** sample message format of Appendix BB or CB of this chapter paralleled by a telephone call to the TYCOM Watch Officer reporting the date-time group of the message. If significant deficiencies exist or it appears that an extension of time is required to correct training **or** material deficiencies, the TYCOM **must** be immediately advised by telephone and by message. The Supervising Authority will be included as an information addressee.
- p. Receive from the ship's CO **or** Supervising Authority the scope, schedule and agenda of tests for Sea Trials for review and approval. When approved, forward copies of the agenda to the TYCOM. The concurrence of NAVSEA is required for the sequencing and scheduling of nuclear propulsion plant Sea Trials for CNO Maintenance Availabilities.
- q. (Submarines only) Prior to Sea Trials, report material certification of the ship by message **per the** message sample format of Appendix BB or CB of this chapter, to the TYCOM.
- r. Monitor the progress of the availability.
- s. (Submarines Only) If required, initiate Operating Cycle Extension Assessment **per** references (i) and (j).

3.6.1.2.1 Extended Operating Cycles. (Submarines only) An extended operating cycle is the period of time from the end of the current operating cycle to the anticipated start of the next major depot availability (Depot Modernization Period, Engineered Overhaul, Engineered Refueling Overhaul, Inactivation). The Interim Drydocking (IDD) **or** PIRA AWP is comprised of minimum maintenance requirements that are required to support the specific operating cycle extension, as well as necessary repairs based on the submarine's material condition.

- a. For extended operating cycles less than 24 months performed by naval shipyards, the TYCOM **must** certify completion of IDD **or** PIRA availabilities. For extended operating cycles less than 24 months performed by private shipyards, the SUPSHIP, with assistance from NAVSEA, will certify completion of IDD **or** PIRA availabilities.
- b. For extended operating cycles of 24 months and greater, NAVSEA **must** certify completion of IDD **or** PIRA availabilities.

3.6.1.3 Fleet Maintenance Activity. A scheduled CNO Maintenance availability may involve concurrent FMA repairs. During such availabilities, it is imperative that the industrial activity and the FMA involved maintain a close working relationship, both between themselves and Ship's Force, to ensure a successful, on-time availability completion. As a minimum, the FMA must:

- a. Carry out all FMA work consistent with the procedures described in Part I, Chapter 4 of this volume.
- b. Participate in all Weekly Management Meetings. (See paragraph 3.6.3.1 of this chapter.)
- c. Provide information on FMA Job Status for ship's Weekly Situation Report (SITREP). (See Appendices F₁ or F₂, as applicable, of this chapter.)
- d. Closely coordinate all jobs affecting Key Event **or** Milestone completion dates with the industrial activity and Ship's Force.
- e. Assist the industrial activity and Ship's Force by maintaining good housekeeping on all job sites.

3.6.1.4 Ship's Force and MST (if assigned).

- a. Support work authorization, tagout and REC programs.
- b. (Submarines Only) Ensure no work is conducted within the certified SUBSAFE boundaries without proper authorization.
- c. Monitor the quality of the industrial activity's performance.
- d. Support industrial activity test programs and witness equipment testing.
- e. Perform IEM.
- f. Ensure Ship's Force work is integrated into the industrial activities schedule.

NOTE: FLEET POLICY DOES NOT PROHIBIT SHIP'S FORCE FROM ACCOMPLISHING WORK ON EQUIPMENT, COMPONENTS OR SYSTEMS NOT OTHERWISE ASSIGNED TO THE INDUSTRIAL ACTIVITY AS LONG AS SUCH WORK DOES NOT IMPEDE THE INDUSTRIAL ACTIVITY SCHEDULE OR IMPACT PRIMARY SHIP'S FORCE RESPONSIBILITIES. THE MAJORITY OF PERSONNEL LEAVE, PARTICULARLY FOR THE WEAPONS AND ENGINEERING DEPARTMENTS, SHOULD BE PROGRAMMED EARLY IN THE AVAILABILITY SO THAT NECESSARY PERSONNEL WILL BE AVAILABLE FOR SUCH THINGS AS COMBAT SYSTEM TESTING, HOT OPERATIONS, ENGINE ROOM STEAMING, POWER RANGE TESTING AND FAST CRUISE.

- g. Train and qualify personnel to support the Key Event schedule.
- h. Perform site visits where contractor services are being used for equipment refurbishment.
- i. Ensure LOA preparations are progressing on schedule.

- j. Attend weekly progress meetings.
- k. Ensure that equipment returned to the ship has passed required shop tests.
- l. (Surface Ships Only) For dry docking availabilities:
 - (1) Make sure that bilges are properly preserved. To avoid moisture from condensation, plan to complete bilge painting before the ship undocks.
 - (2) Make sure that air testing scheduled for tanks below the water line is completed before the ship undocks.
 - (3) Make sure that all hull valves are reinstalled and tested before the ship undocks.
 - (4) Make sure that underwater preservation is completed, that water line boot is painted evenly and draft marks restored before the ship undocks.
- m. Arrange for a post repair boiler inspection by Naval Surface Warfare Center Philadelphia Division (NSWCPD), and ISIC representatives. Detailed information concerning this inspection can be found in Volume IV, Chapter 3 of this manual.
- n. Schedule Combat Systems Mobile Training Team visit with the ISIC.
- o. Develop a Plan of Action and Milestones for LOA.

3.6.2 Arrival Conference.

3.6.2.1 Scheduling and Conducting. The arrival conference is scheduled shortly after the start of an availability and conducted by the industrial activity and attended by the CO, Executive Officer, MST OIC (if applicable), heads of department and their principal assistants, key shipboard personnel and a TYCOM representative. This meeting also provides an excellent opportunity for Ship's Force to meet key industrial activity personnel.

- a. The conference agenda should include, as a minimum, the following topics:
 - (1) Resolve problems not completed at the WDC, PRC or PAC.
 - (2) A discussion of work scheduling and production planning requiring close cooperation between Ship's Force and industrial activity personnel. Changes to dates for Key Events such as dry docking, Dock Trials, Fast Cruise, and Sea Trials **must** be made known and agreed upon at this time.
 - (3) Dissemination of planning information, such as job orders that have resulted from the deferral actions approved for industrial activity accomplishment.
 - (4) Resolution of any problems regarding work to be undertaken or material or scheduling problems.
 - (5) Reporting of plans and material status on Key Events or CPJs.
 - (6) Discussion of industrial activity regulations and other pertinent requirements affecting the ship.
 - (7) Dissemination of general administrative information of interest to Ship's Force, such as industrial activity and local facilities for training, recreation, housing accommodation, parking, etc.

- b. Activities may submit new work items for consideration.
- c. Industrial activity schedule daily **or** weekly meetings.
- d. Submit an Availability Start Message to cognizant Fleet Commander at the start of an industrial availability.

3.6.3 Routine Meetings and Conferences.

3.6.3.1 Weekly Management Meetings. Senior industrial activity management officials should meet weekly with the CO of the ship during the availability.

- a. Purpose. These meetings provide a formal means by which attendees can address important specific issues with the senior industrial activity official to obtain appropriate resolution. Questions not answered relative to the conduct of this meeting should be addressed by the CO through the ISIC (if applicable) to the TYCOM.
- b. Execution.
 - (1) The industrial activity Senior Officer **or** Manager will designate the time and day of the week for the meeting.
 - (2) Attendees will submit agenda items normally within 24 hours before the meeting. The industrial activity will collect, collate, and prepare all agenda items in writing and distribute them to attendees at the meeting.
 - (3) Attendees will discuss agenda items at the meeting.
- c. Attendees. The industrial activity chairs the meeting. The following personnel **must** attend and participate:
 - (1) The CO of the ship being repaired. The Executive Officer should attend if the CO cannot be personally present for any meeting.
 - (2) At some industrial activities, the TYCOM may designate a representative to attend. If so, he may submit agenda items in addition to those submitted by CO's that may be broadly applicable to all ships in specific availabilities. In the record, there shouldn't be any "TYCOM Position" on any items. The CO has the responsibility to deal with the senior industrial activity official on problems relating to his ship.
 - (3) The industrial activity Project Manager or equivalent.
 - (4) (Nuclear Powered Ships Only). The Naval Reactor Representative at industrial activities authorized to conduct naval nuclear work.
 - (5) Industrial Activity Senior Management (e.g., Engineering Department Head, QA Head, Production Officer).
 - (6) Any industrial activity personnel as required to support specific agenda items.
 - (7) MST OIC (if applicable).
- d. General Guidelines.

- (1) Before submitting an agenda item, the ship CO should have made an attempt to resolve the problem at an appropriate level within the industrial activities organization.
 - (2) When agenda items are general subjects such as overall schedule adherence, overall industrial activity manning of ships, overall ship cleanliness, performance of workers and overall ship safety, sufficient factual data should be included to substantiate them.
 - (3) (Nuclear Powered Ships Only). Ship COs should not routinely submit their agenda items to the Naval Reactors Representative Office (NRRO) for review prior to giving them to the industrial activity's Senior Manager. This does not mean that specific questions related to agenda items cannot be discussed with the NRRO. They should be. Ship COs should not expect the NRRO to be a screen for checking the appropriateness of the item.
 - (4) Ship COs in private activities must be extremely careful in wording their agenda items, in the discussions at the meeting and in agreeing to words in the minutes to assure that they do not introduce or give tacit agreement to contractual matters.
 - (5) Ship COs should not submit items for the management meeting as a means to merely determine the status of a job.
 - (6) If required by the TYCOM, ship COs **will** provide a copy of the minutes of each meeting to their ISIC **or** TYCOM.
- e. The Weekly Management Meeting is used as a forum to produce a Progress Report, which is intended to form a brief word picture of the availability progress and identify problems that may require action **or** resolution. (Paragraphs 1 and 2 in Appendices F₁ or F₂, as applicable, of this chapter should not exceed one typewritten page.)
- (1) If required by the TYCOM, COs will submit weekly Progress Reports by message of the overall status of work. As a minimum, quality of work, progress, significant problem areas, and action taken towards their resolution **must** be addressed. In addition, if the availability completion or readiness-for-sea dates appear to be in jeopardy, the estimated period and reasons for delay will be reported and identified. The Progress Reports will be routed via the industrial activity and FMA (if applicable) for comments and transmitted in time to reach the TYCOM by the first workday of each week. Appendices F₁ and F₂, as applicable, of this chapter are the desired format for the report.
 - (2) If, as a result of his inspections, the CO considers that the progress or the quality of work is unsatisfactory, he will promptly bring the matter to the attention of the industrial activity. If satisfactory corrective measures are not taken, he will report by letter, or if time is critical, by message, to the TYCOM with a copy to the industrial activity stating specifically in what respects the work is unsatisfactory. If the condition reported is not corrected to the CO's satisfaction, a report will be made to CNO via the TYCOM **per** reference (g). Copies of this report will be sent to the industrial activity and appropriate Fleet Commander.

(3) During the course of the availability, periodic progress reviews are conducted at the 25, 50 and 75 percent points of elapsed time of the availability. As a minimum, discussion should include the actions towards resolution of previously reported significant problem areas not yet resolved, upcoming Key Events that may be in jeopardy, any significant changes that may be required to meet availability milestones, status of new work and any other issues deemed necessary. The report of the periodic review will be annotated in the weekly SITREP.

f. Cost Performance Index or Schedule Performance Index (Surface Force Ships Only). per Volume VII, Chapter 7 of this manual, the RMC must report Cost Performance Index and Schedule Performance Index.

3.6.3.2 Docking or Undocking Conferences. For availabilities involving a ship's dry docking, the industrial activity will conduct both a Docking and Undocking Conference, normally within one week prior to the expected evolution. These conferences will be conducted by the assigned industrial activity Docking Officer. Requirements for the conference agenda, attendees, and Ship's Force support are found in reference (k).

3.6.3.3 Interim Completion Conferences (Surface Force Ships Only). The NSA and the LMA must conduct 25, 50 and 75 percent completion conferences. These conferences will review all completed work, testing and certification. All open and remaining work must be discussed to include schedule, upcoming key events, milestones, planned production manning versus actual production manning, integrated test plan, certification and Departures From Specification. All open and inspect work must be completed in the first 20 percent of the maintenance availability. Two days prior to the 25 percent review conference, the LMA must provide the status of all open and inspect results so final adjudication on any growth or new work items may be completed.

3.6.4 Assist Ship's Force Funds. The TYCOM may set aside a portion of the maintenance funds for CNO availabilities as an Assist Ship's Force (ASF) fund. This fund is controlled by the CO and is used to obtain minor industrial activity assistance in the nature of services or labor, or both, to assist in completing assigned Ship's Force work. The following restrictions apply to the use of ASF funds:

- a. No work in the nature of an alteration will be undertaken, unless authorized by the TYCOM.
- b. No work using ASF funding will be undertaken in which Ship's Force is not the main participant.
- c. Only incidental material will be purchased with ASF funds. "Incidental Material" cost, when measured against the cost of labor on each specific ASF work item, will not exceed ten percent of the total job cost without TYCOM permission.
- d. A detailed account of ASF expenditures will be maintained. This account may be audited periodically by the TYCOM to ensure compliance with the restrictions in paragraphs 3.6.4.a. through c of this chapter.

3.6.5 Integrated Logistics Overhaul.

- a. The ILO concept was developed to provide improved maintenance support to the Fleet in response to the need for complete on board logistics support. An ILO focuses on

both maintenance and supply requirements by ensuring that technical documentation and repair parts support the equipment which is actually on board. During an ILO, both maintenance and supply personnel are trained in the use and maintenance of shipboard logistics support documentation and systems to enable them to sustain the effects of the ILO during the operating cycle. The objective of an ILO is to improve readiness by providing a ship completing a specified availability with logistics support that accurately reflects the ship's configuration. A secondary objective is to train Ship's Force in the use of on board support documents and in recognizing and correcting support deficiencies.

- b. An ILO is a process which improves ship's readiness and equipment availability through verification of configuration status accounting data, ordering of proper logistics support, and training of Ship's Force in the use and maintenance of its logistics support documentation. An ILO is comprised of five functional elements:
- (1) Configuration Analysis and Coordinated Shipboard Allowance List (COSAL) QA consists of verification of start of availability configuration data (including planned changes) with Weapons System File data and other documentation to ensure that the Start of Overhaul COSAL fully supports the projected end of availability equipment configuration. In addition, changes in configuration reported by the accomplishing activity are verified to ensure final COSAL documents include required support.
 - (2) PMS Analysis. Includes verification of applicable Maintenance Index Pages (MIP) with ship's existing configuration and all changes to this configuration reported by the accomplishing activity. Resolution of discrepancies with PMS managers is accomplished as required. Analysis of individual MRCs is performed to ensure that required PMS repair parts and special tools are identified, included in the applicable documents, and ordered.
 - (3) Technical Manual Analysis. Ensures that the technical manuals required to support the end of availability configuration are identified and requisitioned. Technical manuals, both those off-loaded and those received during the availability, are inventoried and reviewed for applicability, correct change level, and status of changes. Technical manuals applicable to final configuration are retained. Discrepancies are resolved with the Naval Sea Data Support Activity. Technical manuals missing from the required inventory are requisitioned as are any changes needed to upgrade manuals already held. The ship's Index of Technical Publications is updated to reflect the final configuration and is provided to the ship at the end of availability by the Naval Sea Data Support Activity. Also provided are the Technical Manual requisitions still outstanding. Finally, to ensure minimum deterioration of stock after the availability, selected ship personnel are trained in technical manual maintenance procedures.
 - (4) Repair Parts Analysis. Ensures the accuracy of the repair parts inventory to be back loaded to the ship at the conclusion of the availability. This analysis includes a complete inventory of all parts aboard and identification of any parts for which there is incomplete data. It also includes recomputation of

allowances based on usage or new equipment installation, turn-in of parts no longer allowed and numerous location **or** quality checks prior to back-loading.

- (5) Training. Focuses on proper accomplishment of the first four functional elements of the ILO to ensure that correct logistics support is identified and delivered for shipboard equipment. Efforts are made to ensure that shipboard personnel are fully able to utilize and maintain the ship's logistics support and configuration documentation, both for ILO purposes and for ongoing operating cycle requirements. COSAL use and maintenance training provides shipboard personnel with a working knowledge of the COSAL, its relationship to other maintenance documents and the procedures to ensure that logistics support remains current, (e.g., use of OPNAV 4790/CK Forms).
- c. The Ship's Force team will develop an off-load schedule of all ship's spare parts. The ship's spare part stowage plan will be updated to reflect changes in the desired location of individual spare parts. Additionally, provisions must be made for the Aviation Consolidated Allowance List to support the embarking air wing.
- d. A ship load-out schedule, including stores, repair parts, yellow gear, and removal of industrial activity equipment, will be prepared by the ship with the assistance of the industrial activity.
- e. During a CNO maintenance availability, the ship will ensure that new **or** removed equipment is reflected in the COSAL and that the required spare parts are added **or** subtracted as applicable. Allowance changes are to be requested **per** reference (1).
- f. Spare parts, test equipment, and special tools are the hardware portion of new and old equipment. The other portions are software: drawings, technical manuals, allowance lists, operating instructions, and any other technical documentation. Prior to commencement of an availability, NAVSEA will task the industrial activity with providing a listing and schedule, for installation on board the ship, of all technical documentation for new equipment, including changes to SSR drawings and data. The ship is responsible for the installation and maintenance of technical documentation for all existing equipment.
- g. The status of the installation of technical documentation will be reported in the Material Condition **or** Crew Readiness Status Report.

3.6.6 Ship's Selected Records.

- a. The SSRs include various tables, charts, drawings, damage control books and plates, technical manuals and other data selected for their reference value and kept current throughout the life of the ship. Accurate SSRs are necessary for configuration control, maintenance support and troubleshooting. SSR items are:
 - (1) Ship's Information Books.
 - (2) Technical Manuals.
 - (3) Damage Control Books and Plates.
 - (4) Propulsion Operating Guides **or** Engineering Operational Sequencing System.

- (5) Ship's Drawing Index (SDI).
 - (6) Index of Technical Publications.
 - (7) Docking Drawings (plan showing each of the docking positions).
 - (8) Booklet of General Drawings.
 - (9) Tank Capacity and Vehicle Center of Gravity Curves.
 - (10) Tank Sounding Tables.
 - (11) Other tables, charts, allowance lists, etc.
 - (12) Docking Reports (most recent two industrial availability dockings, and any interim reports).
- b. The ship should appoint a SSR Coordinator for the availability. The Coordinator should review the SSRs in paragraph 3.6.6 of this chapter, determine which items will be affected by work candidates listed in the approved work package, and send copies of these SSRs to the industrial activity responsible for executing the availability. The copies sent must include markups showing any changes accomplished during previous availabilities since last update. The ship must retain a master copy of each SSR item and keep it current. If SSR is on microfilm **or** electronic media, mark up hard copy prints.
- c. The SSR Coordinator will serve as the ship point of contact for dispatch, receipt and monitoring status of SSR items during the availability.

3.6.7 New Work.

- a. New work is any maintenance requiring industrial level assistance which is not authorized until after contract award or definitization.
- b. New work must be requested by message or letter to the appropriate TYCOM (information copy to the Supervising Authority, ISIC, SUBMEPP (Submarines), or PMS 312C (Aircraft Carriers), as applicable). Sample letter **or** message formats are provided in Appendices G and H of this chapter for requesting new work authorization. Work not currently in ship's CSMP must be added to CSMP prior to requesting new work approval.
- c. All new work candidates must be reviewed by and agreed to by the assigned Ashore Ships Maintenance Manager, Project Manager or Program Manager. Ashore Ships Maintenance Manager and Program Manager recommendations regarding requirement to perform repairs, risk assessment, and schedule impact are mandatory. The TYCOM, or the formally designated TYCOM representative, **must** be the final approving authority for all new work. For Surface Force Ships only, the NSA Chief Engineer will review requested new work items and determine whether or not they are technically required or required to achieve minimum material readiness requirements. In the case of private industrial activity availabilities, the TYCOM will certify that, **per** Federal Acquisition Regulations, the accomplishment of the new work is of such unusual and compelling urgency so as to require waiving of Competition In Contracting Act public law regulations.

3.6.8 Trials, Inspections and Crew Certification.

3.6.8.1 Surface Force Ship.

- a. Crew Certification. Crews in ships undergoing major CNO Maintenance Availabilities must be effectively trained in standard operating procedures, emergency bills, casualty drills, etc., and be thoroughly cognizant of equipment either newly installed or relocated during the availability. Based on the length and type of availability, Crew Certifications will be conducted **per** references (m), (n) and (o), as applicable.
- b. LOA. LOA will be conducted, if the availability exceeds 120 days or as deemed necessary by the TYCOM. The ISIC, assisted by an assessment team provided by Fleet Commander N7, will conduct the LOA. LOAs will be scheduled by means of the ISICs input into the normal scheduling process.
- c. Steam Testing. All steam systems **or** equipment worked by the industrial activity **must** be tested **per** the Testing Plan developed by the industrial activity. Ship's Force **must** work closely with the industrial activity, providing necessary assistance and support, to carry out the Test Plan.
- d. Dock Trials. During an industrial activity availability and prior to conducting post-repair trials, the engineering plant **must** be tested to ensure its readiness for sea. All special sea details and required general quarters will be manned throughout the trials. Ordinarily, dock trials can be completed in one day or less. The minimum requirements for Dock Trials are listed in Appendix I of this chapter.
- e. Fast Cruise.
 - (1) All ships completing a CNO Maintenance Availability **must** conduct a Fast Cruise where the ship assumes, insofar as practical, an "at sea" posture while in port with all equipment **or** systems used to the maximum extent possible. The primary purpose of the Fast Cruise is to determine and certify the state of training of ship's company as adequate to conduct at-sea operations. The progress toward this goal is a critical evolution ongoing throughout the availability requiring the TYCOM and ship's CO attention. The training program must be designed to have completed all training necessary to safely operate the ship at sea prior to Fast Cruise. The Fast Cruise provides the opportunity to measure ship's preparedness; it is not a basic training period. Commencement of Fast Cruise requires TYCOM permission. Appendix AA of this chapter provides a sample message format for Ship's Request for Permission to Commence Fast Cruise.
 - (2) The following procedures pertain to the conduct of Fast Cruise:
 - (a) Fast Cruise will be included as a major event and scheduled for at least two days duration by the industrial activity in the case of ships undergoing a CNO maintenance availability greater than six months in duration or at least one day for ships undergoing a CNO maintenance availability less than six months in duration. The Fast Cruise **must** follow Dock Trials and precede Sea Trials.

- (b) A schedule of proposed events **must** be **published** by the ship to all activities concerned and **must** be concurred with by the industrial activity.
 - (c) Limited numbers of industrial activity personnel may be permitted to be aboard as necessary to continue testing and production work on systems as required. Shop and technical personnel **must** be permitted on board as instructors, troubleshooters and QA representatives of the industrial activity. Equipment that is not complete **must** not be included in the Fast Cruise. Settlement of the foregoing provisions **must** be reached by mutual agreement between the CO and the industrial activity, as warranted.
 - (d) As a minimum standard, system operation tests and drills described in Appendix J of this chapter **must** be conducted in all Fast Cruises. It is intended that the necessary prerequisite training **must** have already been accomplished.
- (3) The Ship's CO will report completion of Fast Cruise to the TYCOM. Appendix AB of this chapter provides a sample message format.
- f. Rest and Repair Period. All ships completing a CNO Maintenance Availability **should** normally conduct a 48 Hour Rest and Repair Period to ensure Ship's Force is mentally and physically prepared after completing Fast Cruise and before the start of Sea Trials. The primary purposes of the Rest and Repair Period are to evaluate the results of Fast Cruise; to consider ship condition; to conduct necessary repairs on ship's equipment and systems; and to evaluate and conduct additional training for Ship's Company to ensure the ship is prepared to the highest possible standard.
 - g. Sea Trials.
 - (1) Sea Trials (or Post Repair Trials) constitute the final determination of a ship's material readiness and ability to rejoin the Fleet as a fully operational unit. Each Sea Trial will be conducted **per** an agenda prepared by the industrial activity, concurred with by the ship's CO, and approved by the TYCOM. The Sea Trial Agenda will be prepared in four phases and will contain the minimum requirements of Appendix K of this chapter, a time-oriented sequence of events in Gantt chart form, and a matrix of fleet services required to support the trial. The requesting ship **or** industrial activity will arrange for these Fleet services **per** Fleet Commander Instructions. Since the purpose of the trial is to determine the material readiness of the ship, all systems **or** equipment overhauled by the industrial activity will be tested **per** following an industrial activity prepared test procedure which will document the results of the test and require operation of the system **or** equipment in all modes. A Ship's Force Trial Officer will be appointed to coordinate with the industrial activity Trial Coordinator throughout the Sea Trial. The Trial Officer will accept the results of all tests for the ship. Ship's Force personnel will operate all equipment during the Sea Trial **per** standard operating instructions or Sea Trial test procedures, as appropriate. Commencement of Sea Trials requires

TYCOM permission. Appendix AC of this chapter provides a sample message format for the Supervising Activity to report all work necessary for Sea Trials has been satisfactorily completed.

- (2) During Sea Trials the ship's CO will advise the TYCOM of major events accomplished and **or** significant problems encountered **or** outstanding on a daily basis. Appendices F₁ or F₂ as applicable, of this chapter provide the desired format for this report.

3.6.8.1.1 Availability Work Certification and Completion Requirements (Surface Force Ship Only). Timely and technically correct planning and execution of availabilities demands a rigorous approach to certifying major Key Events leading to availability completion. A NSA certification plan verifies that work is completed and technically correct and must include Executing Activity qualifications, NSA approval of mandatory technical requirements, an integrated test plan and adequate NSA oversight of all availability work. These elements provide the NSA with maximum reasonable assurance that availability work is complete and technically correct. Executing Activity work completion starts with assurance that each Executing Activity has an approved and current Quality Management System. Each Executing Activity must provide certification of technically correct work completion and Objective Quality Evidence (OQE) as required in NAVSEA Standard Items or other technical requirements. NSA work oversight must include a minimum level of supervision to provide assurance that all mandatory technical requirements have been met and sufficient review of work specifications, integrated test plan, technical work documents, audit of work items, in-process surveillance (Planning Review (PR), Procedures Evaluation, Product Verification Inspection (PVI)) and review of OQE. The NSA **must** utilize a risk-based availability QMP as discussed in Volume VII, Chapter 11 and Appendix R. NSA certification includes assurance that technical review **or** approval has been conducted on all OQE for work items requiring mandatory technical review. NSA certification includes technical review and approval of all waivers and deviations by the NSA CHENG. This includes assurance that any exceptions to completion have been approved as to not adversely impact Key Event completion.

3.6.8.1.2 Key Event **or** Milestone Readiness (Surface Force Ship Only). Minimum Key Events/Milestones that require certification and prerequisite lists **are** to assure proper completion. These Key Events constitute the critical availability completion events for the crew to transition from the maintenance phase to an operational phase. The NSA Chief Engineer, based on a technical assessment of the risk associated with any work still in progress, may combine Work Complete, Dock Trials and Fast Cruise certifications into a single certification. Certification of required work and testing supporting each Key Event **or** Milestone **must** be accomplished using a detailed prerequisite list. Appendix Q will be tailored for each Key Event **or** Milestone and be used to certify work required for each specific Key Event **or** Milestone. In addition to giving the NSA reasonable assurance that work accomplished is technically correct to support the specific Key Event **or** Milestone, certification of Key Events **or** Milestone assures that certification for Fast Cruise **or** Sea Trial is properly completed to certify the availability. The NSA will designate the LMA to develop and track an Event Readiness List utilizing NAVSEA Standard Items 009-60 and 009-67 **and provide it per NAVSEA Standard Item 009-04**. The Event Readiness List will consist of all prerequisites including work items and actions to be completed by the NSA and all executing activities that have been associated with the Key Event **or** Milestone. These associations **must** include technical connections (technically required to support follow-on

training or testing) and strategic ties (work deemed relevant by the maintenance team as required to meet the Key Event). Appendix Q will be tailored to the Key Event and utilized by the NSA for Undocking, PCD or C5ILO, Work Complete, Dock Trials and certification by all maintenance activities. In lieu of Naval Message, a signed letter or memorandum or centrally managed exception list may be utilized to document completion of all prerequisites for the Key Event or Milestone. If there are exceptions to completion, exceptions will be clearly identified and concurred with by Technical Authority. The NSA Project Manager, Ship's CO, TYCOM and the NSA Chief Engineer will sign the letter or memorandum or centrally managed list for the record noting agreement with Key Event or Milestone completion, including listed exceptions. When memoranda are used as an exception list, sample letters or memorandums (Appendices AD through AJ) **must** be tailored to each Key Event and used to certify that work and testing is complete.

- a. Interim Completion Conferences. Milestone to document the availability completion percentage. For these Milestones, the maintenance team **must** review and document work listed as complete and verify against OQE and proof of work certification. The emphasis for the maintenance team **must** be to certify all work as soon as possible after completion. For any work listed as complete, there **must** be follow-on status entries to document OQE on file and completion of Work Certification. If OQE and Work Certification have not been completed, there **must** be follow-on status entries to document when it is scheduled to be performed.
- b. Undocking. Key Event to document that the ship is ready in all aspects for Undocking. The NSA Chief Engineer must certify all related work and testing is completed prior to commencing the ship's Undocking, with any exceptions noted and approved by the appropriate technical authority and agreed to in writing by the Ship's CO, TYCOM and the NSA.
- c. Production Completion Date. Key Event scheduled prior to Propulsion Plant Hot Operations to document that all production work in engineering and auxiliary spaces to include work affecting equipment requirements for LOA is completed and certified up through Stage 2 testing per reference (p). Stage 2 inspections and static tests prove the integrity, strength and continuity and are applied to foundations, cabling, piping, ventilation, air conditioning, switchboards, etc. PCD includes all work planned for accomplishment during the maintenance availability by all maintenance and modernization providers including, but not limited to: LMA, AIT, Commercial Industrial Services and FMA. All work does not include touch up painting, minimal lagging, installation of spray shields or other items that cannot be accomplished until after hot plant testing is complete. The term complete is defined to mean the accomplishment of all work, testing, certification and removal of support equipment that is possible without completing LOA and hot plant testing. Steam **must** not be introduced into propulsion systems from any source until after a successful LOA. For gas turbine and diesel propulsion plant ships, the TYCOM or ISIC will issue a Safe-to-Start authorization to allow Propulsion Plant Hot Operations testing, if testing is scheduled in advance of LOA. This testing period starts after PCD and ends before commencing the 3 to 14 day training period prior to LOA. This period allows for testing diesel and gas turbine engines after significant repairs or after significant periods of layup when restoration of those engines may entail schedule risk. The

testing period durations is dependent on the testing requirements and will be included in the availability schedule. PCD includes all required reports and OQE have been submitted to, reviewed and approved by the NSA Chief Engineer. The NSA and LMA are responsible for thorough and rigorous management of this Key Event and minimizing exceptions. In the event of incomplete work, an evaluation by the Ship's CO, NSA and TYCOM must be performed to determine if the incomplete work will impede uninterrupted preparations and accomplishment of LOA. Exceptions must be approved by the NSA Chief Engineer with written or electronic concurrence by the NSA Project Manager, the Ship's CO and TYCOM. PCD is scheduled to provide the crew sufficient time to prepare and train for LOA, and to shift from a maintenance to an operations environment. If a PCD adjustment is required, the NSA will coordinate with TYCOM to obtain approval.

- d. (Surface Force Ships Only) Command, Control, Communications, Computer, Combat Systems Intelligence Light Off (AEGIS Light Off for AEGIS Ships). C5ILO is set to provide sufficient time to support uninterrupted testing and allow the crew to shift from a maintenance environment back to operations and to train in preparation for required Readiness Assessments and Certifications. This Key Event validates and documents the completion of all production work required to support returning C5I equipment to the government testing activities and Ship's Force for operational Verification testing, training and operations. All required reports and OQE are required to be submitted to, reviewed by and approved by the NSA Chief Engineer. The NSA must certify all related work and testing is completed for C5ILO; any exceptions must be approved by the NSA Chief Engineer, with written or electronic concurrence by the NSA Project Manager, the Ship's CO and TYCOM. NSA is responsible for thorough and rigorous management of this Key Event and keeping any exceptions to a minimum.
- e. Work Complete. Work Complete (WC) is a Key Event scheduled prior to Dock Trials (DT) to ensure that all work affecting DT, Fast Cruise (FC) and Sea Trials (ST) is complete and certified through Stage 6 testing to allow for unrestricted training and testing throughout the ship. This includes work by all maintenance and modernization providers and completion of all exceptions agreed to at previous key events. Testing that is identified to the NSA and scheduled for completion at DT or ST, can carry past WC and will not be considered as an exception to the key event. WC includes all required reports and objective quality evidence to have been submitted to, reviewed and approved by the NSA Chief Engineer. The NSA and LMA are responsible for thorough and rigorous management of this key event and minimizing exceptions. In the event of incomplete work, an evaluation by the Ship's CO, NSA and TYCOM must be performed to determine if the incomplete work will impede the remaining availability scheduled events. Exceptions must be approved by the NSA Chief Engineer, with written or electronic concurrence by the NSA Project Manager, the Ship's CO and TYCOM.
- f. Dock Trials. Key Event conducted during an industrial activity availability prior to Fast Cruise to determine the ability of a ship's readiness for sea and capability to safely conduct Sea Trials. The NSA and LMA are responsible for conducting integrated dockside system testing, with special sea and anchor detail and general

- quarters manning to ensure system readiness for sea. The NSA Chief Engineer must certify all required work and testing is completed prior to commencing Dock Trials, with any exceptions noted and approved by the appropriate technical authority and agreed to in writing by the Ship's CO, Project Manager, TYCOM and the NSA. The minimum requirements for Dock Trials are listed in Appendix I.
- g. Fast Cruise. Key Event conducted after Dock Trials and prior to Sea Trials during which Ship's Force operates the ship and all equipment and systems as if underway for in port training. The primary purpose of the Fast Cruise is to ensure that Ship's Force operational proficiency is adequate prior to conducting at-sea operations. The Ship's CO is responsible for conducting Fast Cruise prior to Sea Trials where the ship assumes an "at-sea" posture to exercise all equipment and systems to the maximum extent possible. The NSA Chief Engineer must ensure that all work is completed and certified prior to commencing Fast Cruise, with any exceptions noted and approved by the appropriate technical authority and agreed to in writing by the Ship's CO, TYCOM and the NSA. The minimum requirements for Fast Cruise are listed in Appendix J. Commencement of Fast Cruise requires TYCOM permission. Appendix AA provides a sample message format for ship's request for permission to commence Fast Cruise. Appendix AB provides a sample message format for ships to report Fast Cruise completion.
- h. Sea Trials. Key Event following Fast Cruise that constitutes the final determination of a ship's material readiness and ability to rejoin the Fleet as a fully operational unit. The Ship's CO is responsible for conducting Sea Trials following an agenda developed by the NSA, concurred on by the Ship's CO and approved by the ISIC. The NSA Chief Engineer must certify that all required work and testing is completed prior to commencing Sea Trials, with any exceptions noted and approved by the appropriate technical authority and agreed to in writing by the Ship's CO, TYCOM and the NSA. The minimum requirements for Sea Trials are listed in Appendix K. Commencement of Sea Trials requires TYCOM permission. The NSA Chief Engineer must certify to the TYCOM that all work and testing is complete and readiness to start Sea Trials (with exceptions noted) via the Readiness for Sea Trials message. Appendix AC provides a sample message format for the Supervising Activity to report all work necessary for Sea Trials has been satisfactorily completed. Completion of Sea Trials requires a formal report from the Ship's CO to the TYCOM via the ISIC.
- i. Availability Completion. Key Event to document all work, testing and inspections planned for and executed during the availability are complete and that all required reports and OQE have been submitted to, reviewed and approved by the NSA Chief Engineer. Availability Completion signifies that the availability is complete and the ship has successfully determined that all maintenance and modernization work performed by the NSA is fully operational. The NSA Chief Engineer must certify all work tied to the Key Event is completed per the Availability Work Certification process or technically adjudicated in writing prior to reporting Availability Completion.
- j. End of Maintenance Phase. Milestone to document the end of the Maintenance Phase and entrance into the Basic Training Phase. The Maintenance Phase exit criteria for

equipment **must** include, but not be limited to: successful passing of Readiness Assessments and Certifications for non-Engineering systems (i.e. C5ILO, Aviation Certification, TSRA, etc.), and a Light-Off Assessment for Engineering systems, and successful completion of comprehensive post-Availability Sea Trials that tests all systems. Minimum Equipment (Redlines) must be met and maintained for all Mission Areas.

3.6.8.1.3 Availability, Key Event or Milestone Certification Procedures (Surface Force Ship Only).

- a. The procedures outlined in the following sections provide the minimum requirements to (RMCs **or** NSA) to utilize during execution of CNO Availabilities and major Continuous Maintenance Availabilities (as directed by the Fleet or TYCOM) for Availability Certification and Key Event **or** Milestone Management. This process is developed to provide the RMC Commander, via the RMC Project Manager and RMC CHENG, the maximum reasonable assurance that all availability work has been properly completed and that the ship is materially ready for the next Key Event or Sea Trial. This process provides assurance that all technical waivers **or** deviations have been reviewed and approved, any work exceptions (incomplete work) have been approved to not impact the Key Event **or** Sea Trials and work was planned, executed and tested technically correct.
- b. The following process defines the steps to be taken by the NSA and all Executing Activities when certifying work to support readiness for Key Event **or** Milestone. When Key Events **or** Milestones are accomplished sequentially and in conjunction with a tailored availability QMP, (Appendix R), this process will support incremental certification of Readiness for Fast Cruise **or** Sea Trials and Availability Completion and avoid late gathering of data and certifications to ensure readiness for Fast Cruise **or** Sea Trials. Certification may be tracked via a centralized signature sheet and central exceptions list or through each Executing Activity providing memoranda documenting work certification and exceptions. When memoranda are used, the Appendix Q signature sheet and Appendix AD through AJ certification letters **or** memorandums **will** be collected in an Availability Certification Book maintained by the Project Support Engineer on the Project Team. Normally, the Project Support Engineer works closely with the Integrated Test Engineer to manage the availability certification process for the Project Manager. The **following** paragraphs describe minimum requirements associated with each action leading to certification.

3.6.8.1.4 Availability Certification Requirements and Procedures (Surface Force Ship Only).

- a. Work Authorization. This step is required for Fast Cruise **or** Sea Trial Certification and Availability Completion Certification, but is not normally required for Key Event **or** Milestone Certification. TYCOM work authorization is screened and brokered by availability vice by availability Key Event. TYCOM certification of work authorization may be completed prior to Fast Cruise **or** Sea Trial and does not need to be repeated prior to availability completion unless new **or** growth work is identified during Sea Trials which is required to be added to the AWP as a condition of availability completion.

- (1) The TYCOM's agent (Port Engineer) or Business Agent SRF-Japan Regional Maintenance Center (JRMC) will certify that all authorized CNO Availability or Continuous Maintenance Availability work identified in the AWP has been tasked to the Prime Contractor (PSIA or Firm Fixed Price), Naval Shipyard (NSY), FMA, AIT or Ship's Force.
 - (2) The TYCOM's agent (Port Engineer) or Business Agent (SRF-JRMC) will certify that all work identified after work package definition (new **or** growth work) has been branded and authorized for accomplishment or deferred. If work branded as "A" or technically mandated as required to be deferred, it must be concurred on by the waterfront Technical Warrant Holder (NSA CHENG).
 - (3) The TYCOM's agent (Port Engineer) or Business Agent (SRF-JRMC) will certify that a review has been accomplished on all existing deviations, waivers, and records of out-of-commission equipment. This review **must** include all conditions resulting in Temporary Standing Orders (TSO), DFSs and Casualty Reports (CASREP). Deviations have either been included in the AWP or an extension of the technical deviation has been submitted to the NSA CHENG for approval and concurred on by the TYCOM. If the condition resulting in a TSO or CASREP does not require technical concurrence for extension, the TYCOM must concur with not correcting the condition that resulted in the TSO or CASREP.
 - (4) Prior to Fast Cruise **or** Sea Trial, the TYCOM will certify to the NSA via signature on central signature sheet or serialized letter **or** memorandum that the conditions have been met. Exceptions will be noted and provided for approval by the NSA.
 - (5) The NSA **or** RMC certification signature will be provided by the Project Manager, with the TYCOM signature or letter **or** memorandum and serial number noted, verifying receipt of TYCOM certification or proper work authorization accomplished.
- b. Work Documents Issued **or** Prime Contractor. (This step **must** be completed by Key Event **or** Milestone for work tied to each Key Event **or** Milestone.)
- (1) Code 200 & 130 Review of Work Specifications and Test Procedures. The RMC **or** NSA Code 200 Project Support Engineer or Test Engineering (SRF-JRMC) and RMC **or** NSA Code 130 Quality Assurance Supervisor (QAS) will validate that Work Specifications and Test Procedures issued by the Master Ship Repair Contractor have received a technical review **per** RMC attributes checklist. At a minimum, work specifications will receive technical review **per** approved Availability QMP requirements and as outlined in Volume VII, Chapter 11, paragraph 11.2.3 of this manual.
 - (2) Code 300 Review of Work Specifications and Test Procedures. The RMC **or** NSA Project Manager **must** validate that all work specifications and test procedures issued by the prime contractor have received a government review for compliance with contractual requirements **per** Volume VII, Chapter 4,

Appendix E of this manual and approved in the appropriate maintenance database.

- (3) Contractor Furnished Reports (CFR). The RMC or NSA Project Manager will verify that all required CFRs have been received as required by NAVSEA Standard Item 009-01, paragraph 3.2.
 - (4) The RMC or NSA Project Support Engineer will verify that all CFRs screened for technical review in the Navy Maintenance Database (NMD) have been reviewed, technically adjudicated, and answered in NMD.
- c. Key Event or Availability Completion for the Prime Contractor. (This step must be completed by Key Event or Milestone for work tied to each Key Event or Milestone.) The prime contractor will provide to the NSA a signed letter or memorandum (Appendix AD) or sign a centrally managed list certifying all authorized work is completed satisfactorily, with any exceptions noted. Exceptions must be itemized and technically approved by the RMC or NSA CHENG as to not impact Key Event or Milestone completion or Readiness for Sea Trials. Exceptions must include a plan for accomplishment. Testing scheduled to be conducted on Sea Trials does not need to be itemized on this letter or memorandum or centrally managed list, but can be referred to as “except testing included on Sea Trials agenda.” Signature of the centrally managed signature sheet or a letter or memorandum will be received prior to Key Event or Sea Trials. The RMC or NSA Project Manager will sign the signature sheet acknowledging receipt of letter or memorandum and noting serial number or signed list as noted.
- d. Key Event or Availability Completion for a FMA (I-Level). (This step must be completed by Key Event or Milestone for work tied to each Key Event or Milestone.) The FMA or RMC Code 900 will provide to the NSA assigned letter or memorandum (Appendix AE) or sign a centrally managed list certifying that all Formal Work Packages or Controlled Work Packages (FWP or CWP) and test procedures planned and accomplished by the FMA are technically correct and completed. Exceptions will be noted and technically approved by the RMC or NSA CHENG as to not impact Key Event or Milestone completion or Readiness for Sea Trials. Exceptions must include a plan for accomplishment. Testing scheduled to be conducted on Sea Trials does not need to be itemized on this letter or memorandum or centrally managed list, but can be referred to as “except testing included on Sea Trials agenda.” The RMC or NSA Project Manager will sign the signature sheet acknowledging receipt of letter or memorandum and noting serial number or signed list as noted.
- e. Key Event or Availability Completion for a NSY. (This step must be completed by Key Event or Milestone for work tied to each Key Event or Milestone.) The NSY Project Superintendent will provide to the NSA a signed letter or memorandum (Appendix AF) or sign a centrally managed list certifying that all TWDs and test procedures planned and accomplished by the NSY are technically correct and completed. Exceptions will be noted and technically approved by the RMC or NSA CHENG as to not impact Key Event or Milestone completion or Readiness for Sea Trials. Exceptions must include a plan for accomplishment. Testing scheduled to be conducted on Sea Trials does not need to be itemized on this letter or memorandum or

centrally managed list, but can be referred to as “except testing included on Sea Trials agenda.” The RMC or NSA Project Manager will sign the signature sheet acknowledging receipt of letter or memorandum and noting serial number or signed list as noted.

- f. Key Event or Availability Completion for an AIT. (This step must be completed by Key Event or Milestone for work tied to each Key Event or Milestone.) Each AIT On-Site Installation Coordinator will provide to the NSA a signed letter or memorandum (Appendix AG) or sign a centrally managed list certifying that respective AIT work and test procedures are technically correct and complete, with exceptions noted. Exceptions must be itemized and technically approved by the RMC or NSA CHENG as to not impact Key Event or Milestone completion or Readiness for Sea Trials. Exceptions must include a plan for accomplishment. Testing scheduled to be conducted on Sea Trials does not need to be itemized on this letter or memorandum or centrally managed list, but can be referred to as “except testing included on Sea Trials agenda”. Signature of the centrally managed signature sheet or a letter or memorandum will be received prior to Key Event or Milestone. The Project Manager or AIT Manager (if assigned) will sign the signature sheet acknowledging receipt of letter or memorandum and noting serial number or signed list as noted.
- g. Key Event or Availability Completion for Ship’s Force (SF). (This step must be completed by Key Event or Milestone for work tied to each Key Event or Milestone.) Ship’s Force CO will submit to the NSA a signed letter or memorandum (Appendix AH) or sign a centrally managed list certifying all Ship’s Force FWPs and CWPs are technically correct and complete to support Key Event or Milestone completion or readiness for Fast Cruise or Sea Trials. At a minimum, this certification must include a review of:
- (1) Ship’s Force Work Package derived from the CSMP.
 - (2) Inactive Equipment Maintenance is properly performed.
 - (3) TSO review.
 - (4) PMS review, including all checks to remove equipment or systems from IEM.
 - (5) Pre-underway or Pre-Event check-off list checks are complete.
 - (6) The RMC or NSA Project Manager will sign the signature sheet acknowledging receipt of Ship’s Force CO letter or memorandum and noting serial number or signed list as noted.
- h. Key Event or Availability Completion for RMC Engineering. (This step must be completed by Key Event or Milestone for work tied to each Key Event or Milestone.)
- (1) RMC or NSA CHENG to certify that all work assigned has been tasked and properly executed prior to Fast Cruise or Sea Trials and at the end of an availability where RMC is the NSA. This process also ensures that there are no outstanding technical waivers or deviations or QA deficiencies that have not been properly adjudicated and identifies any exceptions to completion, including work or testing that will occur after Sea Trials completes and assures

these work items have been technically adjudicated to prevent adverse impact on availability completion.

- (2) RMC **or** NSA CHENG **must** certify that all assigned assessments (TSRA) or Fleet Technical Assists (FTA) tied to Key Event **or** Milestone or Fast Cruise **or** Sea Trial are completed. If TSRA assessments or FTA are ongoing, the RMC **or** NSA CHENG will certify that they do not impact the Key Event or Fast Cruise **or** Sea Trial.
 - (3) All “A” branded requirements in the current FRP maintenance cycle **must** be reviewed for their completion status during the work certification and close out process. If an “A” branded requirement was screened for completion and was not fully accomplished as delineated in the task’s Block 35 **or** work item by the executing activity, its status **must** be reported during the departure conference to the RMC **or** Ship Repair Facility Commanding Officer or designated representative and in the follow-on departure report by JCN and work item as applicable. If the executing activity is an In-Service Engineering Activity (ISEA), the Project Manager or his **or** her designated representative **must** make this report.
- i. Testing. (This step **must** be completed by Key Event **or** Milestone, utilizing the approved Test and Inspection Plan required under NAVSEA Standard Item 009-67 for the Integrated Test Plan.
- (1) The LMA Test Engineer **must** certify that all Hull, Mechanical and Electrical and C51 test procedures identified in NAVSEA Standard Item 009-67 Integrated Test Plan were completed with OQE documentation or added to the exceptions list and that all tests required to be completed at sea have been identified for inclusion on the Sea Trial agenda. The LMA Test Engineer will provide to the NSA this certification via signature of a centrally managed signature sheet or letter **or** memorandum. The RMC **or** NSA Integrated Test Engineer (or Project Support Engineer) will verify compliance and sign the signature sheet, noting the LMA Test Coordinator memorandum **or** serial number or signed list as noted.
 - (2) The LMA and Ship’s CO will verify that all WAFs and Tag Outs required for Key Event **or** Milestone have been closed and cleared **per** NAVSEA Standard Item 009-106. Signature of a centrally managed signature sheet or a supporting memorandum documenting WAF and Tag Out clearance will be provided to the RMC **or** NSA Integrated Test Lead. The RMC **or** NSA Integrated Test Coordinator will verify and sign the signature sheet acknowledging WAF **or** Tag Out completion to support Key Event of Sea Trials.
- j. Waivers and Deviations. (This step **must** be completed for work tied to each Key Event **or** Milestone.) The RMC **or** NSA CHENG will certify that all technical non-conformances have been satisfactorily resolved in order to support Key Event **or** Milestone to include availability completion. This includes certifying that all:

- (1) DFSs have been properly adjudicated and DFSs expiring during the availability have been corrected or extended.
 - (2) AIT **or** PMR Liaison Action Request (LAR) **or** Reverse Liaison Action Requests (RLAR) have been incorporated and all RMC Design Service Requests, LARs **or** RLARs have been answered and incorporated.
- k. Quality Assurance. (This step **must** be completed by Key Event **or** Milestone for work tied to each Key Event **or** Milestone.)
- (1) The RMC **or** NSA Code 130 QA Manager will submit to the Project Manager a signed letter **or** memorandum (Appendix AI) or sign a centrally managed list certifying that all QA Office actions regarding resolution of QA Audits and Surveillances necessary to support Key Events **or** Milestones are completed.
 - (2) All Contractor Corrective Action Requests (CAR – Method B-D) issued during the availability are either closed or at an acceptable level of completion to support work certification. Include a letter **or** memorandum (Appendix AI) describing outstanding items, remaining actions, and Estimated Completion Dates, if applicable.
- l. Final Key Event **or** Readiness for Sea Trials Completion Certificate. (Sub-paragraphs (1), (2), and (3) **of this paragraph must** be completed for work tied to each Key Event **or** Milestone and before Fast Cruise **or** Sea Trial. Sub-paragraph (4) is only required prior to Fast Cruise **or** Sea Trial.)
- (1) The NSA Project Manager shall verify that availability work required to commence Key Event **or** Readiness for Sea Trials is complete. NSA oversight (PR, Procedures Evaluation, PVI) and G points have been completed **per** the Availability QMP (Appendix R). Non-conformances identified have been corrected or provided to NSA Technical Authority for adjudication. Any exceptions to completion have been reviewed and do not impact Key Event **or** Sea Trials completion.
 - (2) The NSA CHENG will verify that availability work required to support Sea Trials has been completed in a technically correct manner and that all exceptions listed have been reviewed and authorized. NSA technical review of work items has been conducted **per** the Availability QMP (Appendix R).
 - (3) The RMC **or** NSA Project Manager and RMC **or** NSA CHENG will sign a letter **or** memorandum (Appendix AJ) or centrally managed list for the record acknowledging completion of all actions required for Key Event **or** Milestone. Any exceptions will be listed and concurred with by the RMC, TYCOM and Ship's CO.

NOTE: THIS STEP (SUB-PARAGRAPH (4)) IS REQUIRED PRIOR TO FAST CRUISE **OR SEA TRIAL ONLY.**

- (4) When the signature sheet (Appendix Q) is complete and any exceptions have been concurred on by Technical Authority, the NSA will release a message utilizing the format provided in Appendix AC. Sea Trials will commence after Ship's satisfactory report of Fast Cruise is completed by Ship's CO to the

TYCOM per Appendix AB, mandatory 48-hour rest period, and NSA report of readiness for Sea Trials to the TYCOM. TYCOM authorization of Sea Trials commencement will reference Ship's Fast Cruise completion message and NSA Readiness for Sea Trials message.

- m. Final Availability Certification. Upon completion of Sea Trials, a final certification will be accomplished utilizing test results from Sea Trials. If Sea Trials testing resulted in new **or** growth work that does not support completion of the availability (after consultation with TYCOM), this new **or** growth work and re-testing must be completed prior to final availability certification. If all availability testing completed satisfactorily, or identified new **or** growth work does not impact availability completion, the NSA will certify availability completion.
- (1) RMC **or** NSA Project Manager. Verify all testing required for availability completion has been completed on Sea Trials. Exceptions to completion (including any new **or** growth identified on Sea Trials) have been adjudicated via Technical Authority and agreed by TYCOM as to not impact availability completion. These exceptions will be tracked to completion by the Project Manager via the Availability Closeout process.
 - (2) RMC **or** NSA CHENG. Verify that all testing required for availability completion has been completed on Sea Trials. Any exceptions to completion (including new **or** growth work identified on Sea Trials) have been reviewed and do not impact availability completion.
 - (3) Availability Completion. The NSA will utilize Appendix Q to track signatures required to document Sea Trial testing completion and adjudication of any availability completion exception items. After gaining concurrence from TYCOM and the Ship's CO, the NSA will report availability completion to TYCOM utilizing Appendix F2 via CNRMC.
- n. End of Maintenance Phase. This documents the end of the Maintenance Phase and entrance into the Basic Training Phase for the ship.
- (1) RMC **or** NSA Project Manager. Coordinate with Ship's Force to verify those systems and equipment not worked during the maintenance availability and operationally tested to ensure the ship is ready to transition from the maintenance phase to the training phase. Adjudicate all found deficiencies.
 - (2) Ship's Force. Operate all equipment and systems not worked during the maintenance availability. Identify and document any deficiencies. Coordinate with the RMC **or** NSA Project Manager to adjudicate all deficiencies that were found.

3.6.8.2 Aircraft Carriers.

- a. Crew Certification. Crews in ships undergoing major CNO Maintenance Availabilities must be effectively trained in standard operating procedures, emergency bills, casualty drills, etc., and are thoroughly cognizant of equipment either newly installed or relocated during the availability. Based on the length and type of

- availability, Crew Certifications will be conducted **per** references (n), (o), (q) and (r), as applicable.
- b. Steam Testing. All steam systems **or** equipment worked by the industrial activity **must** be tested **following** the Testing Plan developed by the industrial activity. Ship's Force **must** work closely with the industrial activity, providing necessary assistance and support, to carry out the Test Plan.
 - c. PORSE **or** RSE. Based on the length of the availability, crew turnover and cold iron time, a PORSE **or** RSE will be scheduled and conducted **per** reference (s).
 - d. Dock Trials. During an industrial availability and prior to conducting post-repair trials, the engineering plant **must** be tested to ensure its readiness for sea. All special sea details and required general quarters will be manned throughout the trials. Ordinarily, dock trials can be completed in one day or less. The minimum requirements for Dock Trials are listed in Appendix I of this chapter.
 - e. Fast Cruise.
 - (1) All ships completing a CNO maintenance availability **must** conduct a Fast Cruise where the ship assumes, insofar as practical, an "at-sea" posture while in port with all equipment **or** systems utilized to the maximum extent possible. The primary purpose of the Fast Cruise is to determine and certify the state of training of ship's company as adequate to conduct at-sea operations. The progress toward this goal is a critical evolution ongoing throughout the availability requiring TYCOM and ship's CO attention. The training program must be designed to have completed all training necessary to safely operate the ship at sea prior to Fast Cruise. The Fast Cruise provides the opportunity to measure ship's preparedness; it is not a basic training period. Commencement of Fast Cruise requires TYCOM permission. Appendix AA of this chapter provides a sample message format for Ship's Request for Permission to Commence Fast Cruise. For ships completing Complex Overhaul or Complex Refueling Overhaul, additional requirements for obtaining permission to commence Fast Cruise are contained in reference (r).
 - (2) The following procedures pertain to the conduct of Fast Cruise:
 - (a) Fast Cruise will be included as a major event and scheduled for at least two days duration by the industrial activity in the case of ships undergoing a CNO maintenance availability greater than six months in duration or at least one day for ships undergoing a CNO maintenance availability less than six months in duration. The Fast Cruise **must** follow Dock Trials and precede Sea Trials.
 - (b) A schedule of proposed events **must** be **published** by the ship to all activities concerned and **must** be concurred with by the industrial activity.
 - (c) Limited numbers of industrial activity personnel may be permitted to be aboard as necessary to continue testing and production work on systems as required. Shop and technical personnel **must** be permitted

on board as instructors, troubleshooters and QA representatives of the industrial activity. Equipment that is not complete **must** not be included in the Fast Cruise. Settlement of the foregoing provisions **must** be reached by mutual agreement between the ship's CO and industrial activity, as warranted.

- (d) As a minimum standard, system operation tests and drills described in Appendix J of this chapter **must** be conducted in all Fast Cruises. It is intended that the necessary prerequisite training **must** have already been accomplished.
 - (e) Fast Cruise will be included as a major event and scheduled for at least four days (usually two days of operation, one day of shutdown to allow shipyard, contractors, **or both**, to correct deficiencies, and two more days of operation) for CNO maintenance availabilities scheduled for greater than 9 months in duration. For ships undergoing a CNO maintenance availability less than 9 months, but greater than 6 months, a two-day Fast Cruise is required. For ships undergoing a CNO maintenance availability less than 6 months, a one-day Fast Cruise is required. The Fast Cruise **must** follow Dock Trials and precede Sea Trials. Additional requirements pertaining to nuclear powered ship Fast Cruises are contained in reference (t).
- (3) Ship's CO **must** report completion of Fast Cruise to the TYCOM. Appendix AB of this chapter is a sample message format for Ship's Report of Fast Cruise Completion.

f. Sea Trials.

- (1) Sea Trials (or Post Repair Trials) constitute the final determination of a ship's material readiness and ability to rejoin the Fleet as a fully operational unit. Each Sea Trial will be conducted **following** an agenda prepared by the industrial activity, concurred with by the ship's CO, and approved by the TYCOM. The Sea Trial Agenda will contain the minimum requirements of Appendix K of this chapter, a time-oriented sequence of events required to support the trial. The requesting ship **or** industrial activity will arrange for these Fleet services **per** Fleet Commander Instructions. Since the purpose of the trial is to determine the material readiness of the ship, all systems **or** equipment overhauled by the industrial activity will be tested **following** an industrial activity prepared test procedure which will document the results of the test and require operation of the system **or** equipment in all modes. A Ship's Force Trial Officer will be appointed to coordinate with the industrial activity Trial Coordinator throughout the Sea Trial. The Trial Officer will accept the results of all tests for the ship. Ship's Force personnel will operate all equipment during the Sea Trial **per** standard operating instructions or Sea Trial test procedures as appropriate. Commencement of Sea Trials requires TYCOM permission. Appendix AC of this chapter is a sample message format.

- (2) During Sea Trials the ship's CO will advise the TYCOM of major events accomplished or significant problems encountered **or** outstanding on a daily basis. Appendix F1 of this chapter provides the desired format for this report.

3.6.8.3 Trials, Inspections and Certification Minor Availabilities (Less Than Six Months) (Submarines Only).

- a. Duties and Responsibilities for Sea Trials and Inspections. Reference (u) as applicable delineates the TYCOM's responsibility for operational control of assigned submarines during trials and for assuring that the crew and ship have attained satisfactory state of training, administrative, operational and material readiness for at-sea operations during the trials. Appendix BC of this chapter provides a detailed summary of trial and inspection milestones required for minor submarine availabilities. Appendix BP of this chapter provides a message sequence to support certification of work performed in the Minor CNO Availabilities.
- b. General Instructions for Industrial Activity Availability Trials and Inspections.
 - (1) Fast Cruise may not commence until Dock Trials have been satisfactorily completed and a satisfactory state of crew training (if required) and material readiness (if required), as delineated by this manual, has been certified. The required inspections and tests and their associated time periods may be modified by the TYCOM upon request from the cognizant ISIC.
 - (2) Sea Trials involving escorts will not normally be scheduled to commence on a weekend. When circumstances are such that Sea Trials must be rescheduled or planned to commence on a weekend to avoid costly delays, TYCOM approval will be obtained by the ISIC.
 - (3) Critical operation of reactors while nuclear powered ships are in a naval or commercial industrial activity will be governed by reference (h). The CO may authorize critical operation of the reactor in support of tasks assigned the ship. However, as long as the ship remains in an industrial activity, the CO will notify the Supervising Authority well in advance of any critical operation of the ship's reactor. This notification **must** include the nature and duration of such operations.
 - (4) In conducting the inspections required herein, inspectors should be guided by the concept that at the start of Fast Cruise, the ship should be, in all respects, ready for Sea Trials with the exception of the additional training the crew will receive during the Fast Cruise.
 - (5) The requirement for TYCOM SUBSAFE certification of SUBSAFE boundaries not entered by the industrial activity and the material readiness upon completion of an industrial activity availability imposes additional responsibilities on the ISIC inspectors. Included in the material inspection will be a review of all outstanding Forces Afloat Departures from Specifications as defined in Volume V, Part I, Chapter 8 of this manual. A review of the Ship's Force REC Records is necessary for SUBSAFE work accomplished by Forces Afloat **per** Volume V, Part I, Chapter 5 of this manual, along with a review of the applicable URO MRC status. The ISIC certification message, **per**

Appendix BB, will also provide a status report of any outstanding Re-Entries, Forces Afloat Departures from Specifications and delinquent URO MRCs. The scope and nature of this inspection will vary dependent upon the extent and length of the availability. In this regard:

- (a) Material certification may be made subject to the correction of specific deficiencies. (Deficiencies are such that they can be readily identified and listed.)
 - (b) Material certification should be postponed to a later date when deficiencies are so significant or so numerous as to preclude correction in the time remaining before the scheduled start of Fast Cruise.
 - (c) Deficiencies that could affect the safe operation of the ship during Sea Trials must be corrected, reinspected and reported to the TYCOM as having been corrected prior to the start of Fast Cruise.
 - (d) For ships with Fly-By-Wire Ship Control Systems (FBW SCS), if Upgrades or Alterations or Major Repair Work of the FBW SCS was performed, a 100% audit of the work performed by TYCOM managed activities, as defined in Volume V, Part I, Chapter 9 of this manual, will be performed by the ISIC. The ISIC must report certification of work and recommend at-sea operations using the message format of Appendix BQ.
- (6) Inspectors must determine that all work or testing necessary to support Sea Trials has in fact been completed or identified for completion prior to the start of Fast Cruise including the following:
- (a) All ship's systems which affect safe operation during Sea Trials must be operable.
 - (b) All work necessary for safe operation of the ship during Sea Trials which was undertaken by the industrial activity, Ship's Force, FMA, or other outside activities must have been satisfactorily completed and tested. Included must be a check for any "special configuration or installations" ensuring that they have been authorized by the proper authority, that their impact has been fully assessed and that the Sea Trial Agenda includes these impacts or limitations.
 - (c) If Upgrades, Alterations or Major Repair Work of the FBW SCS was performed by TYCOM managed activities, a 100% audit of the work will be performed by the ISIC.
- (7) Following the completion of the required training and material readiness certification, COs must keep the cognizant ISIC fully informed of any changes in personnel, training or material status which could affect the validity of certification. Prompt TYCOM notification is required to permit revision or Operational Orders and services required.
- (8) Underway trials following an availability, particularly initial submerged and test depth trials, must be undertaken with the knowledge that the crew lacks

recent experience operating as a unit and that the ship's structure and fittings have not been tested in an at-sea environment. All tests and procedures must be conducted carefully and methodically. Systems and components designed to operate at test depth should not be demonstrated at that depth for the sole purpose of proving the design, but instead should be operated at the deepest depth at which they might be used. For example, the hovering system should not be demonstrated at test depth. Trials and tests which are inherently hazardous should not be conducted.

- (9) A schedule is required for each underway, dockside or simulated trial. Prerequisites of the first underway period are satisfactory ship's material condition as shown by the successful completion of alongside tests, salvage inspection, Ship's Force Dock Trial, and a satisfactory state of training as shown by the successful completion of crew certification inspection and Fast Cruise. Fast Cruise deficiencies affecting safe operations revealed in either material conditions or state of training must be corrected prior to getting underway for Sea Trials.
- (10) Provide an operational order to be used incorporating the provisions of reference (u). Provide a copy to the TYCOM and, where appropriate, the local ISIC. Include within the operational orders pertaining to post-availability trials, instructions to send specific messages announcing the start and completion of initial deep dive with the TYCOM as an information addressee.
- (11) The trial schedule **must** include a minimum of six hours of Individual Ship Exercises (ISE) for Ship's Force training. This ISE should be sequenced as soon as practical after the initial tightness dive and should include the necessary evolutions to allow each watch section ship control party to familiarize themselves with their assigned stations and duties. The ship should be operated at moderate speed to develop proficiency prior to the deep dive and full power run. Testing may be scheduled during the ISE period on a not-to-interfere basis with training. The time spent in the initial tightness dive, if at moderate speed, may be included as one section's training. The requirement to provide each watch section ship control party with about two hours experience submerged at moderate speed prior to the deep dive and full power run is mandatory for ship's safety.
- (12) All trial periods must be organized such that each member of the command has an opportunity to get six uninterrupted hours of rest during each 24-hour period encompassed by the trials. Sea Trial events which can be accomplished by normal watch sections may be conducted concurrently with crew rest periods.
- (13) Prior to getting underway for Sea Trials, Shipyard, Ship's Force and Type Commander **must** jointly agree that the required seven day supply of Oxygen (O₂) and seven day supply of Carbon Dioxide (CO₂) removal capacity will be available in each compartment, based upon the number of expected occupants of that compartment, independent of the supply and removal capacity in the other compartment(s).

- (14) For industrial activity availabilities, a one to five day deficiency correction period will normally be scheduled subsequent to the Sea Trials and prior to the completion date. The requirement to return to the availability site to correct deficiencies may be waived on a case basis with TYCOM authorization and agreement of the ship's CO and the Supervising Authority if the material condition of the ship so warrants.
 - (15) After the conclusion of Sea Trials, the submarine **must** not be operated at depths greater than 1/2 Test Depth plus 50 feet, unless specifically authorized by the TYCOM, and **must** not be released for unrestricted operations until all RECs are closed and the TYCOM issues the unrestricted operations authorization message.
 - (16) After the conclusion of Sea Trials, and based upon a review of Sea Trial deficiencies and TYCOM authorization, the submarine may transit to a port other than the industrial activity.
- c. If equipment malfunctions (except for casualties affecting recoverability, salvage, watertight integrity, or operation of ship's control surfaces), or seawater leakage in excess of the specification is found during the conduct of the initial tightness dive or the controlled dive to test depth, the ship should continue to the required depth and execute the sea trial agenda unless the Commanding Officer determines it appropriate to abort the dive. The Commanding Officer and Trials Director should be particularly circumspect in the case of leakage locations not isolable by flood control **or** other closures (e.g., electrical hull penetrators, periscope hoist rods, etc.).
 - d. Following completion of the initial tightness dive and the controlled dive to test depth, SUBSAFE deficiencies which result in seawater leakage exceeding the specification for acceptance **must** be reported to the TYCOM, NAVSEA and info to all concerned.
 - e. If leakage is from an unisolable joint, ship's depth will be limited to 1/2 test depth plus 50 feet until approval from the TYCOM is received to continue trials at depths greater than 1/2 test depth plus 50 feet.

3.6.8.3.1 Operating Depth Policy. The TYCOM's policy with respect to maximum allowable operating depths during trials, evolutions to be performed at the various depths, and the prescribed maximum water depth applicable in each case is stated in Volume VI, Chapter 26 of this manual. In every instance where the maximum authorized operating depth is exceeded, a report **must** be made **per** reference (v), paragraph 100-3.2.2.1.

3.6.8.3.2 Propulsion Plant Tests (If Required). For full power trials provisions of reference (w), Section 6 apply. Submarine depth during the submerged full power trial should be consistent with the applicable Submerged Operating Envelope (SOE), based on the Emergency Main Ballast Tank (EMBT) blow from maximum authorized operating depth being previously accomplished. The full power submerged ahead test for commissioned nuclear powered submarines **must** be terminated by a back emergency bell. The duration of the back emergency **must** be limited to 45 seconds, to be followed immediately by an appropriate ahead bell. Caution must be exercised to avoid developing stern way.

3.6.8.3.3 Ocean Engineering Project Availability. Certain submarines have been assigned to provide dedicated support to NAVSEA Ocean Engineering Projects. Ships dedicated to these

projects have been assigned to a parent industrial activity which provides Logistic support, performs the maintenance actions required by the Submarine Extended Operating Cycle program and other functions normally provided by an industrial activity. Routine and Submarine Extended Operating Cycle maintenance is factored into the Availability Work Package prepared by the cognizant technical activity in support of the Ocean Engineering Project. Certification of the work during these availabilities is governed by reference (x), Volume V of this manual and the applicable requirements of paragraph 3.6.8.3 of this chapter for availabilities less than six months duration or paragraph 3.6.8.4 of this chapter for availabilities greater than six months duration. Specific actions and reporting requirements which are mandatory prior to completion of an availability are summarized in Appendix BC or Appendix CC of this chapter, as applicable. The TYCOM will reiterate these requirements during the availability by a “Countdown Message” for availabilities greater than six months in duration. A sample format of this “Countdown Message” is shown in Appendix CD of this chapter.

3.6.8.3.4 Salvage Inspection (As Required). Conduct a Salvage Inspection **per** Volume IV, Chapter 18 of this manual. The Salvage Inspection should be conducted early enough in the availability to allow time to complete any mandatory corrective maintenance prior to Fast Cruise.

3.6.8.3.5 Phase II Crew or Material Condition Inspection. A Phase II Crew Certification Inspection is normally not required, but should be determined on a case basis by the parent ISIC. If there will be less than 15% personnel turnover, crew certification may be waived. Should the CO determine that alterations accomplished or the transfer of experienced personnel warrant a crew certification, a formal request **must** be submitted to the ISIC. When required, crew certification will be performed **per** references (y) through (ad). The material certification consisting of an ISIC audit of all Ship’s Force controlled work **per** Volume V, Part I, Chapter 9 of this manual will need to be conducted for all industrial activity availabilities since the extent of the availability is such that an independent evaluation by an organization other than Ship’s Force is required.

3.6.8.3.6 Pre-Critical Inspections. For availabilities where the reactor will be shut down for 16 weeks or more, it is considered prudent to use an inspection plan similar to that employed by NAVSEA. Normally, the crew’s readiness can be assessed within two days using such a plan, which should encompass the following:

- a. An administrative review.
- b. Observation of basic drills and evolutions not requiring reactor operation.
- c. Personnel interviews.
- d. Material inspection.

3.6.8.3.6.1 Scheduling of Pre-Critical Inspections. The ISIC Pre-Critical Inspection should be scheduled by the responsible ISIC about four weeks prior to criticality. The TYCOM should be advised as soon as possible in advance of the tentative date for the ISIC Pre-Critical Inspection and confirmed dates should be established about one month in advance of the inspection.

3.6.8.3.6.2 Composition of the Inspection Team. The Pre-Critical Inspection Team should consist of:

- a. A nuclear-trained member of the cognizant ISIC Staff, usually the Squadron Training Officer.

- b. A qualified nuclear-trained officer with experience as an Engineer Officer.

3.6.8.3.6.3 Reports of Inspection.

- a. The Senior Inspector should provide the inspected unit with an informal report of findings by the inspection team, copy to the cognizant ISIC and TYCOM.
- b. The ship's CO **must** review the findings of the inspection team and make necessary adjustments to his training program to ensure his crew's readiness for criticality. He **must** keep the cognizant ISIC advised of his training plan and his assessment of his crew's progress.
- c. The cognizant ISIC **must** review the inspection findings, the CO's training plan and progress evaluations and direct follow-up reviews or inspections necessary to verify the ship's readiness for criticality.

3.6.8.3.7 Dock Trials. Dock Trials must, as a minimum, test those systems **or** equipment repaired or altered during the availability. The CO should use Appendix L of this chapter as a guide in preparing the Dock Trial Agenda.

3.6.8.3.8 Fast Cruise. Fast Cruise may commence immediately upon completion of Dock Trials and **must** consist of the minimum requirements as set forth in Appendix M. The requirement for a Fast Cruise may be less than or greater than 24 hours in length depending upon the length of the availability and the time since the crew last operated the ship at sea. The CO, with ISIC concurrence, will determine length of the Fast Cruise. Prior to the ship commencing Fast Cruise, the Supervising Authority **must** report to the ship, by message, that all mandatory work approved for accomplishment during the availability is completed. When the ship is ready for sea with the exception of conducting Fast Cruise and after receipt of the SUBSAFE material certification report from the performing activity as required by references (w), (y) through (ad) and Volume V of this manual, the ship will request permission from the ISIC by priority message to commence Fast Cruise. The ISIC will then, if satisfied with the state of crew training and material readiness, authorize the ship to commence Fast Cruise by message, information copy to CNO, Fleet Commander, NAVSEA, and the TYCOM.

- a. A 24-hour rest and repair period will normally be scheduled following Fast Cruise and prior to the start of Sea Trials. This rest and repair period may be extended or reduced at the discretion of the ISIC.
- b. COs should consider the work and alterations accomplished during the availability when determining the extent of the Fast Cruise. The minimum requirements are listed and identified with an asterisk in Appendix M of this chapter.

3.6.8.3.9 Sea Trials. Upon receipt of the report of successful completion of Fast Cruise from the ship, the ISIC authorizes the ship to get underway for Sea Trials. For submarines, following completion of Fast Cruise the ISIC will notify the TYCOM of satisfactory completion of Fast Cruise and readiness for Sea Trials using the message format of Appendix BB. The submarine TYCOM will authorize the ISIC to allow the ship to get underway for Sea Trials using the message format of Appendices BD and BR if the ship had Upgrades **or** Alterations or Major Repair Work of the FBW SCS. The submarine CO will keep the TYCOM aware of the progress of the Sea Trial through periodic SITREPs using the message format of Appendix BM of this chapter. SITREPs will be submitted following completion of the initial tightness dive, following

completion of the deep dive to test depth and daily at a minimum and as identified by the TYCOM or the Sea Trial Agenda. Sea Trials following availability are normally conducted with a significant number of “riders”. These riders represent NAVSEA, TYCOM and Shipbuilder personnel onboard to observe various tests and trial evolutions. The ship’s normal load out of Lithium Hydroxide canisters for Disabled Submarine (DISSUB) (granular or ExtendAir®, no mix), Lithium Hydroxide curtains (or ExtendAir® Deployment kits, if equipped), Emergency Air Breathing (EAB) masks, Submarine Escape Immersion Ensemble (SEIE) suits and oxygen candles is not sufficient to support this increase in personnel. Therefore, an additional four Lithium Hydroxide canisters (or three ExtendAir®, if equipped), four Lithium Hydroxide curtains (or one ExtendAir® Deployment kit for every multiple of 60 ExtendAir® canisters in the compartment, if equipped), one EAB mask, one SEIE suit and two Oxygen candles **must** be carried for each rider exceeding normal crew manning. Stowage of this additional equipment for DISSUB **must** be in the same escape compartment as the rider’s designated General Emergency muster site assigned by the Commanding Officer. Lithium Hydroxide canisters, EABs, SEIE suits and Lithium Hydroxide curtains are to be obtained from the industrial activity. Sea Trials are required only as necessary to test work completed during the availability but must include those mandatory requirements identified in Appendix N of this chapter. The industrial activity **must** include at least four days in the availability for conduct of Sea Trials. The industrial activity **must** prepare a Sea Trial Agenda for Sea Trials conducted after an availability. The submarine involved **must** submit the Sea Trial Agenda to the ISIC for approval, with an information copy to the TYCOM. Extensions or reductions of the Sea Trial period may be granted where warranted by the scope of the work accomplished. Where extension of the Sea Trial period and a change in the availability schedule is required, requests for such extensions must be submitted by the industrial activity to the TYCOM as early as practical. All deficiencies resulting from Sea Trials will be satisfactorily resolved prior to the completion of the availability. If no Sea Trial deficiencies are found, the availability may be completed with TYCOM concurrence at the completion of Sea Trials.

- a. EMBT Blow: An EMBT blow is required for each Sea Trial following an industrial activity availability, availability docking, or availability of less than six months duration. EMBT blow **must** be conducted **per** the applicable URO MRC and does **not** require an escort for EMBT blow at depths of 400 feet or less.
- b. Assignment of Escort Ship.
 - (1) **per** reference (ae), a surface escort **must** be provided during deep dive submergence trials for ships completing an availability for repair of collision **or** grounding damage where deformation is observed to be in the hull integrity envelope or supporting structure.
 - (2) In accordance with reference (ae), the requirement for providing an escort during deep dive submergence trials upon completion of all other availabilities will be evaluated by Commander, NAVSEA on a case basis. Commander, NAVSEA will advise the applicable Submarine Force Commander in writing whether or not an escort will be required based on the scope of work in the availability. In general, an industrial activity availability of less than six months duration should not require an escort, since the work typically performed in these availabilities is limited in scope, is carefully controlled and,

therefore, does not result in substantial risk of unidentified or incomplete work adversely affecting the SUBSAFE boundary.

- (3) Escort requirements should be determined early so that an escort satisfying the requirements of paragraph 3.6.8.4.7.b.(6) of this chapter can be scheduled if required. The TYCOM will in turn request services from the Fleet Commander as applicable. As a general rule, pressure hull work which could not affect hull circularity will not require an escort.
- (4) Waiver of escort requirements may be requested by message when necessary. The ISIC will request the waiver as soon as possible. The TYCOM will pass the request to Commander, NAVSEA for approval. An escort waiver request message is to include all of the following specific statements, as applicable:
 - (a) A () inch by () inch hull cut between frames () and () including a () inch section of frame () was the only major hull integrity work accomplished during the availability. If no hull frame cut was made, a positive statement to that effect is required.
 - (b) The hull cut weld satisfactorily passed RT and 7 day MT non-destructive tests.
 - (c) Post repair frame circularity check readings are within specifications.

c. Assignment of SRDRS during Submarine Sea Trials.

NOTE: ASSIGNMENT OF AN SRDRS OR PLACING AN SRDRS IN MOD ALERT IS NOT REQUIRED WHEN THE SCOPE OF WORK IN THE AVAILABILITY DOES NOT REQUIRE AN ESCORT, PER REFERENCE (ae), AND THE ONLY REASON FOR ASSIGNMENT OF AN ESCORT IS PERFORMING AN EMBT BLOW FROM DEPTHS GREATER THAN 400 FEET AS A REQUIREMENT OF THE SEA TRIAL AGENDA.

- (1) A SRDRS will be placed in a modified alert status at the beginning of Sea Trials requiring an escort following an industrial availability or major maintenance availability for:
 - (a) Ships initial tightness and deep dive events.
 - (b) Subsequent Sea Trials until the completion of the initial dive to design test depth.
 - (c) If, in the TYCOM's judgment, a Sea Trial requires an escort due to major hull cuts.
- (2) A modified alert message will be sent by the industrial activity with the required SRDRS support dates 6 weeks prior to the requested date. Any changes in this request date will require immediate notification to the Fleet commander, Commander Naval Sea Systems Command (COMNAVSEASYSCOM) and Commander, Submarine Squadron (COMSUBRON) ELEVEN. Sample messages in Appendices BN and CQ of this chapter.

- (3) The ship conducting Sea Trials will notify COMSUBRON ELEVEN and COMNAVSEASYSYSCOM when SRDRS services are no longer required due to completion of the events in paragraph 3.6.8.3.9.c.(1) of this chapter or due to delay in completing Sea Trials.
- (4) The SRDRS is not required to be placed in a modified alert status for those Sea Trials requiring an escort solely for the accomplishment of an EMBT blow from depths greater than 400 feet.

3.6.8.3.10 Interrupted Sea Trials. In the event a Sea Trial is interrupted, or an additional Sea Trial becomes necessary, the following requirements are to be met. These requirements **must** be invoked if the ship returns to port for industrial activity repairs which affect SUBSAFE certification or which will require at-sea testing.

- a. The industrial activity will draft a revised Sea Trials agenda to support resumption of the trials. This agenda **must** be provided to the ISIC for concurrence and TYCOM for information.
- b. The Ship will report by message (format of Appendix BE of this chapter) that Ship's Force is ready for follow-on sea trials.
- c. The ISIC **must** report by message (format of Appendix BF of this chapter) to the TYCOM that the material condition of those SUBSAFE Certification boundaries that were installed, repaired or tested by Ship's Force is satisfactory for resuming Sea Trials.
- d. Upon completion of all of the requirements in paragraphs 3.6.8.3.10 a. and b., the TYCOM will provide a message (Appendix BG of this chapter) to the ISIC granting permission to proceed with the conduct of Sea Trials and authorize the ship to dive to the Sea Trial operating depth.
- e. The industrial activity will identify by message to COMNAVSEASYSYSCOM and COMSUBRON ELEVEN any additional SRDRS requirements to support the interrupted trials. Sample message in Appendices BN and CQ of this chapter.
- f. Submarine surface transits from industrial port in advance of completion of CNO availabilities (prior to certification for unrestricted operations) to a different or homeport can be executed without a sea trial, without an escort and without an SRDRS after obtaining NAVSEA concurrence and authorization from the TYCOM. The submarine **will** not be authorized to dive and no testing is permitted during the transit. Operational need for transit and mitigating actions, if applicable, **will** be determined by the TYCOM.

3.6.8.3.11 Availability Completion Prerequisites. Upon completion of Sea Trials and correction/resolution of deficiencies, the following requirements must be met prior to completion of an industrial availability less than six months duration:

- a. The Supervising Authority **must** report by message (format similar to reference (x), Appendix B.3.8) to the TYCOM, satisfactory completion of all Sea Trials, completion of controlled dives, correction of all mandatory and Sea Trial deficiencies. Report that the SUBSAFE material condition of the ship installed, repaired, and/or tested by the

industrial activity is satisfactory for URO to test depth. Identify any deferred SUBSAFE work or conditionally approved deviations and waivers.

- b. Following verification from the ship Commanding Officer and the Supervising Authority of satisfactory completion of all Sea Trials, completion of controlled dives, correction of all mandatory Sea Trial deficiencies, certification that the SUBSAFE material condition of those parts of the ship installed, repaired, or tested by the industrial activity is satisfactory, and upon confirmation of maintenance of SUBSAFE certification of portions of ship not affected by the industrial activity, the TYCOM **must** report by message (Appendix BO of this chapter) to the ship, with copies to CNO and NAVSEA, reporting status of SUBSAFE certification and authorizing URO to test depth.
- c. ISIC. Following verification from the ISEA **or** activity performing the work of satisfactory completion of all at-sea testing or trials, completion of controlled dives, correction of all mandatory sea trial deficiencies and resolution of all ISIC FBW SCS Certification Audit Deficiencies recommendations, certify to the TYCOM using Appendix BS, with information copies to CNO, the appropriate Fleet Commander and NAVSEA, the FBW SCS material condition of those parts of the ship installed, repaired or tested by the ISEA **or** activity performing the work is satisfactory, and recommend authorization for FBW SCS unrestricted use in support of submarine unrestricted operations, subject to ISIC verification that FBW SCS certification of areas outside ISEA **or** activity performing the work tasking has been sustained, or specifically identify any operating restrictions of the ship or system.
- d. TYCOM. Following verification from the ISIC of satisfactory completion of all at-sea testing, correction of all mandatory deficiencies, receipt of certification that the FBW SCS material condition of those parts of the ship installed, repaired or tested by the ISEA **or** activity performing the work is satisfactory, and upon confirmation that FBW SCS certification was not affected for those portions of ship FBW SCS not affected by the ISEA **or** activity performing the work, issue a message to the ship using Appendix BT, with copies to CNO, ISIC and NAVSEA, certifying the FBW SCS and authorizing FBW SCS unrestricted use in support of submarine unrestricted operations or specifically identify any operating restrictions of the ship or system.

3.6.8.4 **Trials, Inspections and Certification Major Availabilities (Greater Than Six Months) (Submarines Only)**. The following paragraphs summarize policies and responsibilities with respect to trials, tests and inspections incident to completion of major submarine availabilities. The TYCOM will maintain operational control of the submarine throughout the overhaul, conversion, refueling or post-conversion availability through the designated ISIC. For Atlantic **or** Pacific submarine units undergoing availabilities in West **or** East coast industrial activities, respectively, the TYCOM responsible for conducting all trials and inspections specified in this manual is the TYCOM with Operational Control of the unit. Appendix CR of this chapter provides a message sequence to support Availability certification of work performed in a Major CNO Availability.

- a. Policy. Major availabilities require a succession of inspections and tests which culminate in a series of underway trials. References (r), (w), (af) and (ag) set forth the philosophy and sequencing of the various categories of these tests and trials, the

results of which determine the readiness of the ship at the completion of overhaul or repair. References (ah) and (u) delineate the Force Commander's responsibility for operational control of submarines assigned during trials and for assuring the crew and ship have attained a satisfactory state of training, administrative, operational and material readiness for at-sea operations during the trials. ISICs and COs **must** comply with the provisions of this volume in the conduct of trials incident to the conversion, overhaul and refueling of submarines assigned.

b. General Information for Industrial Activity Availability Trials and Inspections.

- (1) The normal sequence of events leading up to Sea Trials is described in paragraph 3.6.8.4.b.(2) of this chapter. Fast Cruise may not commence until Dock Trials have been satisfactorily completed and a satisfactory state of crew training and material readiness, has been certified. The required inspections and tests, and their associated time periods, may be modified by the TYCOM upon request from the cognizant ISIC.
- (2) The following inspections and tests are required:
 - (a) Periodic Monitoring Inspections.
 - 1 Arrival Assist (on or about A+30) using the attributes of Volume I, Chapter 3, paragraph 3.3.1 of this manual.
 - 2 Engineering Readiness Review(s).
 - 3 Departmental Readiness Review(s).
 - (b) Pre-Critical Inspection (two days).
 - (c) Phase I Inspection (one day).
 - (d) Salvage Inspection (one day).
 - (e) Dock Trials (one day).
 - (f) Phase II Crew **or** Material Certification (two days).
 - (g) Audit of Ship's Force REC and Departure from Specification records.
 - (h) Minimum of 48 hours for industrial activity work (following Phase II crew certification) (two days).
 - (i) Fast Cruise normally consists of two days of uninterrupted operation, one day to allow the industrial activity and Ship's Force personnel to correct deficiencies, followed by two more days of uninterrupted operation (five days).
 - (j) Rest and repair period (about one day).
 - (k) Underway for initial Sea Trials.
 - (l) Appendix CC of this chapter provides a detailed summary of major trial and inspection milestones required for industrial activity availabilities of six months or greater in duration.

- (3) When circumstances are such that Sea Trials must be rescheduled or planned for a weekend to avoid costly delays, Fleet Commander approval will be obtained by the Supervising Authority on a case basis.
- (4) Critical operation of reactors while nuclear powered ships are in a naval or commercial industrial activity will be governed by reference (h). Until satisfactory completion of post repair propulsion plant trials (in the case of ships in industrial availabilities), permission to conduct critical reactor plant operations must be obtained from NAVSEA. Subsequent to completion of propulsion plant post repair trials, the CO may authorize critical operation of the reactor in support of tasks assigned the ship. However, so long as the ship remains in an industrial activity, the CO will notify the industrial activity, as appropriate, well in advance of any critical operations of the ship's reactor. This notification **must** include the nature and duration of such operations. Crew certification inspections will not involve or require critical operation of the reactor.
- (5) In conducting the inspections required herein, inspectors should be guided by the concept that at the start of Fast Cruise the ship should be, in all respects, ready for Sea Trials with the exception of the additional training the crew will receive during Fast Cruise.
- (6) NAVSEA SUBSAFE Certification Audit (SSCA). During major CNO Maintenance Availabilities NAVSEA will conduct a SSCA as required by reference (x). A copy of the SSCA will be provided to the Supervising Authority, the ship's CO, the TYCOM and Fleet Commander. Prior to conducting Fast Cruise, the Supervising Authority must report to NAVSEA and the TYCOM that those parts of the ship installed, repaired or tested by the industrial activity are certified satisfactory for post repair Sea Trials, including the resolution of NAVSEA SSCA Category I recommendations, status of all incomplete SSCA Category IA recommendations, and report that the ship is ready for commencement of Fast Cruise.
- (7) The requirement for TYCOM certification of SUBSAFE boundaries not entered by the industrial activity and material readiness upon completion of an industrial activity imposes additional responsibilities on the ISIC inspectors. A formal audit of Ship's Force REC and Departure from Specification records **must** be conducted by the ISIC QA Officer prior to Fast Cruise. Included in the audit and material inspection will be a review of ship procedures to ensure no unauthorized work was conducted within certified boundaries, and all outstanding Forces Afloat Departures from Specification, as defined in Volume V, Part I, Chapter 8 of this manual, granted prior to the availability which required corrective action. There may or may not have been restrictions involved with these departures. A review of the Ship's Force REC Records and Procedures is necessary for SUBSAFE work accomplished by Forces Afloat **per** Volume V, Part I, Chapter 5 of this manual, along with a review of the applicable URO MRC status. The ISIC certification message will also provide a statement certifying that ship and industrial activity procedures

ensured that no unauthorized work was conducted within the certified boundaries and, when required, will also provide a status report of any outstanding Re-Entries, Forces Afloat Departures from Specification and delinquent URO MRCs. The scope and nature of this inspection will vary dependent upon the extent and length of the availability. In this regard:

- (a) Material certification may be made subject to the correction of specific deficiencies. (Deficiencies are such that they can be readily identified and listed.)
 - (b) Material certification should be postponed to a later date when deficiencies are so significant or so numerous as to preclude correction in the time remaining before scheduled commencement of Fast Cruise.
 - (c) Deficiencies that could affect the safe operation of the ship during Sea Trials must be corrected, reinspected and reported to the TYCOM as having been corrected prior to the start of Fast Cruise.
- (8) Inspectors must determine that all work **or** testing necessary to support Sea Trials has in fact been completed or identified for completion prior to the commencement of Fast Cruise including the following.
- (a) All ship systems which effect safe operation of the ship during Sea Trials must be operable.
 - (b) All work necessary for safe operation during Sea Trials which was undertaken by the industrial activity, Ship's Force, FMA, or other outside activities must have been satisfactorily completed and tested. Included must be a check for any "special configuration or installations" ensuring that they have been authorized by proper authority, that their impact has been fully assessed and that the Sea Trial Agenda considers these impacts or limitations.
- (9) Following completion of the required training and material readiness certification, COs must keep the cognizant ISIC fully informed of any changes in personnel, training or material status which could affect the validity of certification. Prompt notification is required to permit revision of Operation Orders and services required.
- (10) Underway trials following major availabilities, particularly initial submerged and test depth trials, must be undertaken with the knowledge that the crew lacks recent experience operating as a unit and that the ship's structure and fittings have not been tested in an at-sea environment. All tests and procedures must be conducted carefully and methodically. Systems or components designed to operate at test depth should not be exercised at test depth for the sole purpose of proving the design. They should be operated at the deepest depth at which they might be used. Trials and tests which are inherently hazardous should not be conducted. For example, the automated hovering system should not be demonstrated at test depth. Reference (ai) provides pertinent information regarding the testing of seawater systems during underway trials.

- (11) An approved agenda is required for each underway period. The prerequisites for the first underway period are set forth in paragraphs 3.6.8.4.4 through 3.6.8.4.7 of this chapter.
- (12) The first underway tests will be of limited scope. The initial tightness dive will be a deliberate, planned, step-by-step evolution using conservative angles and moderate speed. The submarine **must** be accompanied by an escort ship properly equipped with sonar communication equipment as described in paragraph 3.6.8.4.7 of this chapter. The maximum water depth for this dive **must** be 400 feet, as prescribed by reference (u).
- (13) The initial trial schedule **must** include a minimum of six hours of submerged ISE for Ship's Force training. This ISE should be sequenced as soon as practical after the initial tightness dive and should include the necessary evolutions to allow each watch section ship control party to familiarize themselves with their assigned stations and duties. The ship should be operated at moderate speed to develop proficiency prior to the deep dive and full power run. Testing may be scheduled during the ISE period on a not-to-interfere basis with training. The time spent in the initial tightness dive, if at moderate speed, may be included as one section's training. The requirement to provide each watch section ship control party with about two hour's experience submerged at moderate speeds prior to the deep dive and full power run is mandatory for ship safety.
- (14) All trial periods must be organized such that each member of the command has an opportunity to get six uninterrupted hours of rest during each 24-hour period encompassed by the trials. Sea Trial events which can be accomplished by normal watch sections may be conducted concurrently with crew rest periods.
- (15) Prior to getting underway for Sea Trials, Shipyard, Ship's Force and Type Commander **must** jointly agree that the required seven day supply of Oxygen (O₂) and seven day supply of Carbon Dioxide (CO₂) removal capacity will be available in each compartment, based upon the number of expected occupants of that compartment, independent of the supply and removal capacity in the other compartment(s).
- (16) A deficiency correction period will be scheduled subsequent to the last Sea Trial and prior to the completion date. The scheduled length and location of this deficiency correction period will be determined by the type and magnitude of the deficiencies to be corrected.
- (17) After the conclusion of Sea Trials, the submarine **must** not be operated at depths greater than 1/2 Test Depth plus 50 feet, unless specifically authorized by the TYCOM, and **must** not be released for unrestricted operations until all RECs are closed and the TYCOM issues the unrestricted operations authorization message.

- (18) After the conclusion of Sea Trials, and based upon a review of Sea Trial deficiencies and TYCOM authorization, the submarine may transit to a port other than the industrial activity.
- c. If equipment malfunctions (except for casualties affecting recoverability, salvage, watertight integrity, or operation of ship's control surfaces), or seawater leakage in excess of the specification is found during the conduct of the initial tightness dive or the controlled dive to test depth, the ship should continue to the required depth and execute the sea trial agenda unless the Commanding Officer determines it appropriate to abort the dive. The Commanding Officer and Trials Director should be particularly circumspect in the case of leakage locations not isolable by flood control **or** other closures (e.g., electrical hull penetrators, periscope hoist rods, etc.).
- d. Following completion of the initial tightness dive and the controlled dive to test depth, SUBSAFE deficiencies which result in seawater leakage exceeding the specification for acceptance **must** be reported to the TYCOM, NAVSEA and info to all concerned.
- e. If leakage is from an unisolable joint, ship's depth will be limited to 1/2 test depth plus 50 feet until approval from the TYCOM is received to continue trials at depths greater than 1/2 test depth plus 50 feet.

3.6.8.4.1 Responsibilities. The responsibilities for trials and inspections are:

- a. NAVSEA.
- (1) Provide approved procedures for tests of the reactor plant required for nuclear refueling and for reactor plant repairs and alterations accomplished in the availability.
 - (2) Authorize critical operation of the reactor as outlined in paragraph 3.6.8.4.b.(4) of this chapter.
 - (3) Approve the scheduling and the sequencing of nuclear propulsion plant tests and concur in the schedule and sequence for nuclear propulsion plant trials.
 - (4) Arrange for technical assistance from the U.S. Department of Energy as required. (5) Conduct SSCAs and provide to the Supervising Authority, the ship's CO and the TYCOM and Fleet Commander a copy of the SSCA report.
 - (6) Review and concur with the Sea Trial Agenda submitted by the Supervising Authority.
 - (7) Certify (reference (x), Appendix B.3.2) to the TYCOM, information copies to CNO and Fleet Commander, that the material SUBSAFE condition of those parts of the ship installed, repaired or tested by the industrial activity are certified as satisfactory for Sea Trials and controlled dives to a specified depth (usually test depth).
 - (8) Following verification from the Supervising Authority of satisfactory completion of all Sea Trials, completion of controlled dives, correction of all mandatory Sea Trial deficiencies, and resolution of all NAVSEA SSCA Category IA recommendations, certify to the TYCOM, with information

copies to CNO and the appropriate Fleet Commander, the SUBSAFE material condition of those parts of the ship installed, repaired, or tested by the industrial activity is satisfactory, and recommend authorization for URO to design test depth subject to TYCOM verification that SUBSAFE certification of areas outside the industrial activity AWP has been sustained.

b. Supervising Authority.

- (1) Accept custody of and responsibility for special nuclear material upon delivery from the U.S. Department of Energy.
- (2) Accept custody of and responsibility for spent nuclear fuel and other special nuclear material removed from the submarine incident to refueling until transferred to the U.S. Department of Energy.
- (3) Transfer custody of and responsibility for nuclear fuel and other special nuclear material to the CO of the submarine undergoing refueling when it has been installed in the submarine.
- (4) Provide sufficient time for crew training during the major availability period to permit the Ship's Force to attain a state of training adequate to ensure proper operation and safety of the ship and its personnel during Fast Cruise and Sea Trials.

NOTE: THE SCHEDULING AND SEQUENCING OF TRIALS INVOLVING TESTS OF A REACTOR PLANT PROPULSION PLANT MUST BE APPROVED BY THE FLEET COMMANDER AND CONCURRED TO BY NAVSEA.

- (5) For FBW-SCS equipped ships, in order to maintain certification of the FBW-SCS Boundaries, the Supervising Authority **must**:
 - (a) Execute the Lifecycle Certification requirements of reference (aj), Section 5.4.
 - (b) Identify the pertinent information for inclusion in ship certification correspondence.
 - (c) Ensure that any required submarine FBW-SCS testing evolutions are included in the at-sea test **or** Sea Trial Agenda submitted to the ISIC for approval.
- (6) Prior to Fast Cruise, submit the Sea Trial Agenda to NAVSEA for concurrence and to the TYCOM for approval. Resolve any differences between NAVSEA and the TYCOM. Submit the Deep Dive Test Form and EMBT Blow Test Procedures to NAVSEA for approval. The Sea Trial Agenda **will** provide the detailed sequence of events for conducting the Sea Trials required to be performed.
- (7) Schedule the ship salvage inspection to ensure sufficient time for the TYCOM to conduct the inspection and for correction of deficiencies.
- (8) Report the status of the material condition of those parts of the ship installed, repaired or tested by the industrial activity prior to each Sea Trial.

- (a) Report by message (reference (x), Appendix B.3.1) to NAVSEA and TYCOM, in advance of the scheduled start of Fast Cruise, that those parts of the ship installed, repaired or tested by the industrial activity are certified satisfactory for post repair Sea Trials, including resolution of NAVSEA SSCA Category I recommendations and status of all incomplete NAVSEA SSCA Category IA recommendations, and report that the ship is ready for commencement of Fast Cruise. The message **must** also state that there are no conditional SUBSAFE Deviations or Waivers which have not been satisfied or cite those that exist, and that, subject to satisfactory completion of Fast Cruise and resolution of mandatory deficiencies, the material condition of the ship is satisfactory for commencement of Sea Trials.

NOTE: SUBSEQUENT TO THE MESSAGE IN PARAGRAPH 3.6.8.4.1.b. (7)(a) OF THIS CHAPTER, ANY DEFICIENCY DISCOVERED AND THE CORRECTIVE ACTION TAKEN WHICH AFFECTS THE WATERTIGHT INTEGRITY, THE RECOVERABILITY OF THE SHIP, THE OPERATION OF THE SHIP'S CONTROL SURFACES, OR THE SHIP'S SALVAGE CAPABILITY **MUST BE REPORTED TO NAVSEA AND THE APPROPRIATE FLEET COMMANDER AND TYCOM BY MESSAGE CITED IN PARAGRAPH 3.6.8.4.1.b. (7)(a) OF THIS CHAPTER. PREVIOUS CERTIFICATION OF MATERIAL CONDITION **MUST** BE SUSPENDED UNTIL NAVSEA AND TYCOM REVIEW THE REPORT AND NAVSEA CERTIFIES TO THE TYCOM BY MESSAGE THAT THE MATERIAL CONDITION OF THE PARTS OF THE SHIP COVERED BY THE INDUSTRIAL ACTIVITY AWP IS SATISFACTORY FOR SEA TRIALS TO A SPECIFIED DEPTH, AND THE TYCOM IN TURN CERTIFIES TO THE SHIP THAT THE SHIP'S SUBSAFE CERTIFICATION BOUNDARY IS SATISFACTORY FOR SEA TRIALS TO A SPECIFIED DEPTH.**

- (b) Report by message (reference (x), Appendix B.3.3) to NAVSEA and TYCOM, with the concurrence of the CO, the successful completion of Fast Cruise and SUBSAFE material condition readiness as a prerequisite to start of Sea Trials.
- (c) Where a previous Sea Trial was aborted, or corrective actions for Sea Trial deficiencies require an additional deep dive, report by message (reference (x), Appendix B.3.5) to NAVSEA that the SUBSAFE material condition of those parts of the ship installed, repaired, or tested by the industrial activity is satisfactory for Follow-On Sea Trials to test depth.
- (9) Report by message (reference (x), Appendix B.3.8) to NAVSEA, satisfactory completion of all Sea Trials, completion of controlled dives, correction of all mandatory Sea Trial deficiencies, and resolution of all NAVSEA SSCA Category IA recommendations. Report that the SUBSAFE material condition of those parts of the ship installed, repaired, or tested by the industrial activity

is satisfactory for URO to test depth. Identify any deferred SUBSAFE work or conditionally approved deviations and waivers.

- (10) Coordinate the schedule for Fast Cruise and post repair trials with the TYCOM or ISIC representative.
- (11) Recommend to the President, Board of Inspection and Survey and the TYCOM, information to NAVSEA, Fleet Commander and TYCOM or ISIC representative, when post availability Material Inspection and Underway Trials by the Board of Inspection and Survey are required.

c. TYCOM.

- (1) Schedule the Fleet Commander PORSE as recommended by the industrial activity in the Key Events Schedule and confirmed by the parent TYCOM or ISIC representative upon completion of the ISIC Pre-Critical Inspection.
- (2) Provide Fast Cruise, Sea Trial and completion prerequisites message (Appendix CD of this chapter) to the ship approximately 90 days prior to the start of Sea Trials.
- (3) Assign material representatives to be embarked during trials as required by paragraph 3.6.8.4.2 of this chapter.
- (4) Inform the CNO and Fleet Commander of the scope and schedule of the trials. This is normally done by copy of the TYCOM or ISIC representative Operation Order to the CNO and Fleet Commander.
- (5) Provide escorts as required. Send a Sea Trials Support Services message (Appendix CA of this chapter) to specify SRDRS “modified alert” requirements.
- (6) Approve Sea Trial Agenda.
- (7) Report, by message (Appendix CE of this chapter), to NAVSEA crew readiness for Sea Trials and request NAVSEA Nuclear Propulsion Directorate (08) authorization for critical operations.
- (8) Prior to each Sea Trial, following certification from the Supervising Authority and NAVSEA that the material condition of those parts of the ship installed, repaired or tested by the industrial activity is satisfactory for Sea Trials and TYCOM verification that the SUBSAFE certification of those parts of the ship not affected by the industrial activity AWP has been sustained, report by message (Appendix CF of this chapter) to the ship, with copies to CNO and NAVSEA, reporting that the status of the SUBSAFE Certification Boundary is satisfactory and authorizing the conduct of Sea Trials and dives to specified depth. If the ship had Upgrades, Alterations or Major Repair Work of the FBW SCS, and following a recommendation from NAVSEA, the ISIC, or both, authorize underway operation of the FBW SCS using Appendix CT.
- (9) Following verification from NAVSEA of satisfactory completion of all Sea Trials, completion of controlled dives, correction of all mandatory Sea Trial deficiencies, certification that the SUBSAFE material condition of those parts

of the ship installed, repaired or tested by the industrial activity is satisfactory, and upon confirmation of maintenance of SUBSAFE certification of portions of ship not affected by the industrial activity, report by message (Appendix CG of this chapter) to the ship, with copies to CNO and NAVSEA, reporting status of SUBSAFE certification and authorizing URO to test depth. If the ship had Upgrades or Alterations or Major Repair Work of the FBW SCS, following verification from NAVSEA of satisfactory completion of all at-sea testing, correction of all mandatory deficiencies, receipt of certification that the FBW SCS material condition of those parts of the ship installed, repaired or tested by the ISEA or activity performing the work is satisfactory, and upon confirmation that FBW SCS certification was not affected for those portions of ship FBW SCS not affected by the ISEA or activity performing the work, issue a message to the ship using Appendix CV, with copies to CNO, ISIC and NAVSEA, certifying the FBW SCS and authorizing FBW SCS unrestricted use in support of submarine unrestricted operations or specifically identify any operating restrictions of the ship or system.

NOTE: SUBSEQUENT TO THE MESSAGES, APPENDICES CB AND CE OF THIS CHAPTER, AND REFERENCE (x), APPENDICES B.3.1 AND B.3.2, ANY DEFICIENCY DISCOVERED AND THE CORRECTIVE ACTION TAKEN WHICH AFFECTS THE WATERTIGHT INTEGRITY, THE RECOVERABILITY OF THE SHIP, THE OPERATION OF THE SHIP'S CONTROL SURFACES OR THE SHIP'S SALVAGE CAPABILITY MUST BE REPORTED TO NAVSEA, TYCOM AND FLEET COMMANDER BY THE SUPERVISING AUTHORITY (INDUSTRIAL ACTIVITY DEFICIENCY) OR SHIP CO (FORCES AFLOAT DEFICIENCY) IN MESSAGE FORMAT. PREVIOUS CERTIFICATION MUST BE CONSIDERED RESCINDED. WHEN A REVIEW OF THE DEFICIENCY IS COMPLETED BY NAVSEA FOR INDUSTRIAL ACTIVITY ITEMS AND TYCOM FOR SHIP'S FORCE ITEMS, NAVSEA WILL CERTIFY TO THE TYCOM THAT THE MATERIAL CONDITION OF THE PARTS OF THE SHIP COVERED BY THE INDUSTRIAL ACTIVITY AWP IS SATISFACTORY FOR SEA TRIALS TO A SPECIFIED DEPTH. THE TYCOM IN TURN CERTIFIES THAT THE SHIP'S SUBSAFE CERTIFICATION BOUNDARY IS SATISFACTORY FOR SEA TRIALS TO A SPECIFIED DEPTH.

- d. ISIC or TYCOM Representative.
- (1) Conduct periodic monitoring of ships using paragraph 3.6.8.4.4 of this chapter as a guide to include:
 - (a) Technical, administrative and training assistance visits directed toward improvements in management and conduct of maintenance during the availability and training tasks (Tech Assists).
 - (b) Evaluation visits to determine the state of administration and training (Work-Ups).

- (c) Spot checks to monitor progress and effectiveness in specific material, training and administrative areas (Monitor Visits).
 - (d) Monitor Maintenance Reports that require post availability actions (Liaison Action Requests, Deficiency Management Tracking System items, Departure From Specifications, Deficiency Reports, etc.) for inclusion in the ship's CSMP, as required.
- (2) Conduct a Pre-Critical Inspection of the Engineering Department **per** paragraph 3.6.8.4.4 of this chapter to determine the ship's readiness for either the RSE or the Fleet Commander PORSE (as applicable).
 - (3) Schedule a salvage inspection by the operating forces in time to have discrepancies corrected prior to the start of Fast Cruise.
 - (4) Conduct a formal Phase I certification inspection of the ship's company **per** references (y) through (ad). The purpose of this inspection **must** be to audit the readiness and training of the Ship's Force, particularly in the areas of watch stander qualifications, damage control readiness, status of operational and emergency bills, present on board of essential technical manuals, and general operational knowledge. This inspection **must** be scheduled about one month prior to Fast Cruise and should include written examinations and personal interviews with officers and key enlisted men to determine their readiness and status of training as outlined for Phase I. A comparison of personnel allowance (including Navy Enlisted Classification requirements) versus onboard count **must** be made to ensure that the ship is adequately manned.
 - (5) Prior to Fast Cruise, the ISIC QA Officer **must** conduct a formal audit of Ship's Force REC and Departure from Specification Records and CSMP. Using the SUBMEPP PMR and URO MRC scheduling reports and current industrial activity **or** Ship's Force updates to the latest report, ensure all "D"-Level PMR and URO MRC accomplishment is current. The ISIC **must** forward the audit results to the TYCOM via the cognizant Commander, Submarine Group. The ISIC will then report to the TYCOM by message (Appendix CB of this chapter) the status of the crew **or** material certification. An update of this certification is needed prior to Sea Trials and following the rescinding of certification noted in the NOTE following paragraph 3.6.8.4.1.c. (9) of this chapter. If Upgrades, Alterations or Major Repair Work of the FBW SCS was performed by TYCOM managed activities, a 100% audit of the work, as defined in Volume V, Part I, Chapter 9 of this manual, will be performed by the ISIC. The ISIC **must** report certification of work and recommend at-sea operations using the message format of Appendix BQ.
 - (6) Witness and certify to the TYCOM that the state of crew training is satisfactory for at-sea operations **per** references (y) through (ad). This will be done during a two-day period subsequent to Dock Trials and prior to Fast Cruise as outlined in paragraph 3.6.8.4.4.e. of this chapter. This two-day period **will** be scheduled so that there is normally a 48-hour period between the end of this event and the beginning of Fast Cruise. This two-day Phase II crew

certification period is divided into a 40-hour crew work-up and rest period and an eight-hour modified dockside Operational Readiness Inspection. The entire period should be scheduled to minimize interference with industrial activity work. However, since the certification must be conducted most carefully to be meaningful, the officer scheduling the certification should coordinate industrial activity interference during the eight hour modified Operational Readiness Inspection. This certification should be thorough and meticulous. Pressure from the industrial activity or any other source to compromise the submarine's safety must not be permitted to influence the judgment of the certifying officers. The desired overall sequence of these events is shown in Appendix CC of this chapter.

- (7) Conduct a material inspection of the ship concurrent with the inspection of paragraph 3.6.8.4.1.d.(5) of this chapter. This inspection should be conducted using the guidelines contained in paragraphs 3.6.8.4.b.(5) and 3.6.8.4.b.(7) of this chapter.
- (8) Satisfactory completion of the inspections of paragraphs 3.6.8.4.1.d.(5) through 3.6.8.4.1.d.(7) of this chapter should be reported to the TYCOM in one "PRIORITY" crew certification message following the sample message format of Appendix CB of this chapter paralleled by a telephone call to the TYCOM Watch Officer reporting the date-time group of the message. If significant deficiencies exist or it appears that extension of time is required to correct training or material deficiencies, the TYCOM must be immediately advised by telephone and by message. The Supervising Authority will be included as an information addressee.
- (9) Receive from the CO or Supervising Authority the scope, schedule and agenda of tests for Sea Trials for review. The concurrence of NAVSEA is required for the sequencing and scheduling of propulsion plant Sea Trials for industrial activity availabilities.
- (10) Prior to Sea Trials, report by message (Appendix CH of this chapter) to the TYCOM the material certification of the ship.
- (11) Advise the TYCOM by message of escort requirements and ensure that an escort is provided during the initial tightness dive, during the deep dive and during emergency blow tests as required by paragraph 3.6.8.4.7.a. of this chapter.
- (12) Arrange for a SRDRS to be on "modified alert" during the Sea Trials via message (Appendix CA of this chapter) to COMSUBRON ELEVEN.
- (13) Provide updated sea trials status by telephone to COMSUBRON ELEVEN if SRDRS "mod-alert" support services are in use per paragraph 3.6.8.4.7.b.(6) of this chapter.
- (14) Provide an operation order to be used incorporating the provisions of reference (u). Provide a copy to the TYCOM and, where appropriate, the local ISIC, information to CNO and Fleet Commander. Include within operation orders pertaining to post-availability trials, instructions to send specific messages

announcing the start and completion of initial deep dive with the TYCOM as an information addressee.

- (15) Arrange for the embarkation of technical personnel who may be assigned by NAVSEA to observe tests or trials.
- (16) Arrange for the assignment of operating areas and communications frequencies.
- (17) Assign a submarine qualified officer to act as TYCOM representative embarked during Sea Trials as required by paragraph 3.6.8.4.2 of this chapter. When necessary, provide a gold dolphin wearer to ride the escort vessel.
- (18) When authorized by the TYCOM, grant permission for the ship's CO to commence Sea Trials **per** the approved Sea Trials Agenda.
- (19) Upon completion of Sea Trials, report by message (Appendix CI of this chapter) to the TYCOM the status of any work performed by Forces Afloat within the SUBSAFE boundary, status of Departures from Specification and status of URO MRCs. If Upgrades **or** Alterations or Major Repair Work of the FBW SCS was performed by TYCOM managed activities, following verification from the ISEA **or** activity performing the work of satisfactory completion of all at-sea testing or trials, completion of controlled dives, correction of all mandatory sea trial deficiencies, and resolution of all ISIC FBW SCS Certification Audit Deficiencies recommendations, certify to the TYCOM using Appendix BS, with information copies to CNO, the appropriate Fleet Commander and NAVSEA, the FBW SCS material condition of those parts of the ship installed, repaired, or tested by the ISEA **or** activity performing the work is satisfactory, and recommend authorization for FBW SCS unrestricted use in support of submarine unrestricted operations, subject to ISIC verification that FBW SCS certification of areas outside ISEA **or** activity performing the work tasking has been sustained, or specifically identify any operating restrictions of the ship or system.

e. Ship CO.

- (1) Carry out his command responsibilities **per** reference (g).

NOTE: SUBMARINES UNDERGOING INDUSTRIAL ACTIVITY AVAILABILITIES NORMALLY REMAIN IN COMMISSION WITH A CREW ASSIGNED. THE CO REMAINS FULLY RESPONSIBLE FOR THE NUCLEAR PROPULSION PLANT DURING ALL PHASES OF THE AVAILABILITY, INCLUDING ALL POST REPAIR TESTS AND TRIALS.

- (2) Develop and execute training plans and documents in order to maintain the state of training of the crew adequate to support post repair tests, inspections and trials. The nature and scope of the training required will depend to a great extent on the length of the availability. Care **must** be taken to ensure that these plans and documents are in conformance with instructions and procedures approved by NAVSEA.

- (3) Supervise operation of the nuclear propulsion plant. Critical operations will be conducted as set forth in paragraph 3.6.8.4.b.(4) of this chapter.
- (4) Prepare the ship's engineering personnel and propulsion plant and spaces for examination by the Director, Division of Naval Reactors, U.S. Department of Energy or the Fleet Commander Nuclear Propulsion Examining Board. For PORSE conducted by the Nuclear Propulsion Examining Board, direct liaison is authorized with the industrial activity to ensure estimated dates are included in the Key Events schedule.
- (5) Maintain PMS **per** reference (ak), SUBSAFE REC **per** Volume V, Part I, Chapter 5 of this manual to ensure no unauthorized Ship's Force work is conducted within the certified SUBSAFE boundaries, Reactor Plant PMS **per** reference (al) and Planned Maintenance Management Program **per** reference (am), for work performed by Forces Afloat. Ensure records are ready for ISIC audit conducted prior to Fast Cruise.
- (6) Participate in at-sea periods prior to the first Sea Trials.
 - (a) If possible accompany the preceding ship in overhaul on the first Sea Trial to learn how the propulsion trial is run.
 - (b) For ships in availabilities 18 months or longer, the CO **must** participate in an underway period of sufficient duration about six months before Phase II Crew Certification. The purpose of this ride is to refresh him on what is important to ensure the safe conduct of his own Sea Trials and to **ensure** his crews training program is emphasizing those matters. This underway should be on a ship, preferably of the same class, which is concentrating on basic submarine operations, such as Selected Refresher Training or ISE, in order for the CO to see evolutions such as coming to periscope depth, snorkeling, ventilating, casualty training, etc. If the availability schedule has 10-12 weeks between Power Range Testing and Phase II Crew Certification, the CO should go to sea about two months before Power Range Testing. The intent is for the CO to go to sea after having been in the industrial activity for a fair amount of time (normally one year or more), but with sufficient time remaining to improve his own training program if necessary. During these underway periods, the CO should have time on the bridge and also observe piloting and navigation.
- (7) Determine, in conjunction with the Supervising Authority, the nature and extent of the post-repair Sea Trials. Review the Sea Trial Agenda, including the sequence and duration of each test. The CO will concur with the trial agenda, then the Supervising Authority will submit it to NAVSEA for concurrence and the TYCOM for approval. Provide copies of the approved detailed schedule and agenda for underway trials to the local ISIC, if appropriate, the escort ship and embarked TYCOM representative, if assigned. This schedule and agenda **must** include:
 - (a) The minimum requirements in paragraph 3.6.8.4.7 of this chapter.

- (b) A firm time scheduled for the conduct of all tests and trials showing their sequence and duration.
 - (c) General prerequisites for the conduct of each test. Detailed prerequisites should be itemized as part of individual test requirements.
 - (d) Responsibility for the conduct of each test (industrial activity or ship).
 - (e) Support required from the operating forces for the conduct of each test.
 - (f) Provision for adequate crew rest time during Sea Trials. Opportunity for six uninterrupted hours of rest in each twenty-four-hour period is a minimum for each member of the command.
 - (g) Provision for a minimum of six hours of uninterrupted independent ship exercises for crew training following the initial tightness dive and prior to the deep dive.
 - (h) Underway tests may be run during ISE and rest periods on a not-to-interfere basis. Specifically, tests which can be conducted underway under normal operating conditions without manning of special watch stations that require extra military personnel, may be scheduled during rest periods. Tests which will not interfere with Ship's Force drills and training exercises may be conducted during ISE periods.
- (8) Undergo a salvage inspection **per** Volume IV, Chapter 18 of this manual.
 - (9) Conduct one-day Ship's Force Dock Trials **per** paragraph 3.6.8.4.5 of this chapter.
 - (10) Demonstrate the state of training of the crew **per** references (y) through (ad).
 - (11) Ensure that all pertinent alongside tests, inspections, and trials are conducted.
 - (12) Certify to the designated ISIC **or** TYCOM representative that all salvage inspection discrepancies affecting safe conduct of Sea Trials have been corrected. Deliver a copy of the salvage plan to the escort ship, if required, and confer with the escort ship to coordinate communications and operational procedures, ensuring that the escort is fully informed as to the submarine's condition and intentions.
 - (13) Concur with Supervising Authority message (reference (x), Appendix B.3.1) concerning Fast Cruise **or** Sea Trial readiness.
 - (14) Report by message (Appendix CJ of this chapter) to the TYCOM that crew and ship are ready for Sea Trials. List exceptions such as completion of Fast Cruise, removal of shore power connections, etc.
 - (15) When authorized by the TYCOM and, when permission has been granted by NAVSEA 08 for critical reactor operations, conduct a Fast Cruise **per** paragraph 3.6.8.4.6 of this chapter.
 - (16) Concur with Supervising Authority message (reference (x), Appendix B.3.3) that Fast Cruise was successfully completed, all mandatory deficiencies for Sea Trials have been corrected and recommend commencement of Sea Trials.

- (17) Report completion of Fast Cruise to the TYCOM by message (Appendix CK of this chapter) and request permission to commence Sea Trials.
- (18) When all the requirements of this instruction are completed and permission has been received from the TYCOM, proceed to sea **per** operation order. At sea, carry out the approved Sea Trial Agenda and Schedule.

NOTE: SUBSEQUENT TO THE MESSAGES, APPENDICES CF AND CH OF THIS CHAPTER, ANY DEFICIENCY DISCOVERED AND THE CORRECTIVE ACTION TAKEN WHICH AFFECTS THE WATERTIGHT INTEGRITY, THE RECOVERABILITY OF THE SHIP, THE OPERATIONS OF THE SHIP'S CONTROL SURFACES OR THE SHIP'S SALVAGE CAPABILITY **MUST BE REPORTED TO NAVSEA, TYCOM AND FLEET COMMANDER BY THE SUPERVISING AUTHORITY, ISIC OR TYCOM REPRESENTATIVE BY MESSAGE. PREVIOUS CERTIFICATION MESSAGES **MUST BE** SUSPENDED. WHEN A REVIEW OF THE DEFICIENCY IS COMPLETED BY NAVSEA FOR INDUSTRIAL ACTIVITY ITEMS AND TYCOM FOR SHIP'S FORCE ITEMS, NAVSEA WILL CERTIFY TO THE TYCOM THAT THE MATERIAL CONDITION OF THE PARTS OF THE SHIP COVERED BY THE INDUSTRIAL ACTIVITY AWP IS SATISFACTORY FOR SEA TRIALS TO A SPECIFIED DEPTH. THE TYCOM IN TURN CERTIFIES THAT THE SHIP'S SUBSAFE CERTIFICATION BOUNDARY IS SATISFACTORY FOR SEA TRIALS TO A SPECIFIED DEPTH.**

3.6.8.4.2 Type Commander Embarked Representative. For the first Sea Trial after a major industrial activity availability of a nuclear powered submarine, an unrestricted line officer (a former CO senior to the CO) normally provided by the ISIC **or** TYCOM will be the TYCOM embarked representative. This officer has the authority to act for the TYCOM in making on the spot changes to the approved Sea Trial Agenda. A TYCOM material representative may also be assigned. When assigned, he will serve as a technical advisor to the TYCOM embarked representative on matters pertaining to Sea Trial Agenda changes, compliance with this manual and disposition of emergent material deficiencies.

- a. During Sea Trials, assume the duties of Officer In Tactical Command unless otherwise designated by the ISIC. As Officer In Tactical Command, this officer must comply with direction found in Annex C of reference (u).
- b. When no officer senior to the CO is embarked for sea trials, the following officers **must** act for the TYCOM in approving on-the-spot changes to the Sea Trial Agenda in the order of precedence listed:
 - (1) TYCOM material representative if embarked.
 - (2) Designated ISIC representative if embarked.
 - (3) Ship's CO.

NOTE: SEA TRIAL AGENDAS ARE DEVELOPED AS A RESULT OF LESSONS LEARNED OVER A LONG PERIOD OF TIME. EVENTS AND SEQUENCES OF EVENTS ARE IMPORTANT AND SHOULD BE CHANGED ONLY AFTER THOROUGH DELIBERATION.

3.6.8.4.3 Availability Completion Prerequisites. The following requirements will be included in the TYCOM “Countdown Message” outlined in paragraph 3.6.8.4.8 of this chapter:

- a. The Supervising Authority will report by message (reference (x), Appendix B.3.8) to NAVSEA, satisfactory completion of all Sea Trials, completion of controlled dives, correction of all mandatory Sea Trial deficiencies, and resolution of all NAVSEA SSCA Category IA recommendations. Report that the SUBSAFE material condition of those parts of the ship installed, repaired, or tested by the industrial activity is satisfactory for URO to test depth. Identify any deferred SUBSAFE work or conditionally approved deviations and waivers.
- b. Following verification from the Supervising Authority of satisfactory completion of all Sea Trials, completion of controlled dives, correction of all mandatory Sea Trial deficiencies, and resolution of all NAVSEA SSCA Category IA recommendations, NAVSEA **must** certify by message (reference (x), Appendix B.3.9) to the TYCOM, with information copies to CNO and the appropriate Fleet Commander, the SUBSAFE material condition of those parts of the ship installed, repaired, or tested by the industrial activity is satisfactory, and recommend authorization for URO to design test depth subject to TYCOM verification that SUBSAFE certification of areas outside industrial activity AWP has been sustained.
- c. Following verification from NAVSEA of satisfactory completion of all Sea Trials, completion of controlled dives, correction of all mandatory Sea Trial deficiencies, certification that the SUBSAFE material condition of those parts of the ship installed, repaired or tested by the industrial activity is satisfactory, and upon confirmation of maintenance of SUBSAFE certification of portions of the ship not affected by the industrial activity, the TYCOM **must** report by message (Appendix CG of this chapter) to ship, with copies to CNO and NAVSEA, reporting status of SUBSAFE certification and authorizing URO to test depth.

3.6.8.4.4 Inspection Procedures.

- a. Periodic Monitoring, Inspections, and Visits.
 - (1) Purpose.
 - (a) To provide to ships in availability such administrative and training assistance as is necessary to improve the Ship’s Force conduct of the availability, maintenance and training tasks. Visits of this nature are termed Tech Assists.
 - (b) To evaluate the effectiveness of administration and training. Inspections of this nature are termed Work-Ups.
 - (c) To conduct spot checks to monitor progress in specific material, administrative and training areas. Visits of this nature are termed Monitor Visits.
 - (2) Discussion. The extent, type and frequency of periodic monitoring, inspections, and visits should be determined on a case basis by the responsible ISIC or TYCOM representative. The initial inspection should be broad in scope in order to appraise the responsible ISIC of the adequacy of the ship’s

performance and progress. Normally, the initial visit will indicate the necessary frequency and scope of subsequent Tech Assists and Monitor Visits. In general, any required Work-Ups should be scheduled in advance of Key Events during the availability.

- (3) Areas of Inspection Coverage. Initial inspections normally examine the effectiveness of Ship's Force preparations for an availability. Subsequent inspections and visits should review the following areas as appropriate for the purpose of the specific inspection.
- (a) Review procedures and administrative steps for provisional watch station qualifications.
 - (b) Review department organization manuals.
 - (c) Review department instructions and administrative procedures.
 - (d) Review ship's instructions and administrative procedures.
 - (e) Review department logs, operating instructions and casualty procedures.
 - (f) Review ship's standard operating procedures and the ship's organization and regulations manual.
 - (g) Review training conducted and planned to support the goal of requalifying or reestablishing proficiency of watchstanders.
 - (h) Monitor performance of watch standing.
 - (i) Conduct spot check of ship's records and logs in use.
 - (j) Review Ship's Force controlled work (SUBSAFE, SOC, FBW, Level I and Nuclear) and procedures to ensure proper controls and documentation **per** this manual and no unauthorized work is conducted within the SUBSAFE, SOC and FBW boundaries.
 - (k) Review status of Ship's Force responsible PMS **or** IEM.
 - (l) Inspect installed equipment for cleanliness and adequate protection from damage.
 - (m) Review Tag-Out and Work Authorization Logs. Spot-check for compliance **per** current directives.
 - (n) Inspect ship for hazards.
 - (o) Inspect provisions for casualty control including watertight integrity.
 - (p) Verify that all COSAL material, including operating space items, have been off-loaded to processing areas which provide appropriate security.
 - (q) Inspect the processing area to verify provisions and procedures for careful ILO inventory.
 - (r) Review response of supply system to requisitions in support of Ship's Force work.

- (s) Verify that items are withdrawn from the ship's COSAL stock undergoing inventory **or** ILO only on an emergency basis and that such issues are well documented with appropriate adjustments to the inventory records.
 - (t) Evaluate general safety practices.
- (4) Scheduling of Periodic Monitoring, Inspection and Visits. Periodic Monitoring, Inspections, and Visits should be scheduled by the responsible ISIC as appropriate for the purposes of the inspection concerned. Some monitoring visits should be conducted on an unannounced basis. These inspections should be given so as to minimize interference with industrial activity and Ship's Force work.
- (5) Reports of Inspection. Formal reports of the results of periodic monitoring, inspection and visits are not required by the TYCOM. However, the responsible ISIC should advise the TYCOM in situations when the attainment of required progress toward completion of Key Events is in jeopardy.
- b. Pre-Critical Inspection.
- (1) Purpose. To evaluate the readiness of the engineering department to undergo a PORSE by the Fleet Commander Nuclear Propulsion Examining Board or a RSE by representatives from NAVSEA 08.
 - (2) Discussion. The conduct of the Pre-Critical Examination by the ISIC is not intended to duplicate the inspections for which readiness is being evaluated. It is considered prudent, however, to use an inspection plan similar to that employed by NAVSEA. Normally, the crew's readiness can be assessed within two days using such a plan, which should encompass the following:
 - (a) An administrative review.
 - (b) Observation of basic drills and evolutions not requiring reactor operation.
 - (c) Personnel interviews.
 - (d) Material inspection.

NOTE: FOR SSBN **OR SSGN PRE-CRITICAL INSPECTIONS, THE CREW TO BE INSPECTED IS THE COMPOSITE CREW SELECTED FOR INITIAL CRITICALITY AND POWER RANGE TESTING.**

- (3) Scheduling of Pre-Critical Inspections. The ISIC **must** conduct a Pre-Critical Inspection within six weeks of intended criticality. The Pre-Critical Inspection **must** be scheduled such that the qualification program and material condition of the ship are sufficiently complete to allow for a thorough inspection, but early enough to allow time for the correction of identified deficiencies prior to criticality. The TYCOM should be advised as soon as possible in advance of the tentative date for the ISIC Pre-Critical Inspection and confirmed dates should be established about one month in advance of the inspection.

- (4) Composition of the Inspection Team. The Pre-Critical Inspection Team should consist of:
 - (a) A nuclear-trained member of the cognizant ISIC Staff, usually the Squadron Training Officer.
 - (b) A nuclear-trained officer with experience as an Engineer Officer.
 - (c) When available, a nuclear-trained officer from the TYCOM's Staff will participate in ISIC Pre-Critical Inspections involving refueling. Arrangements for participation of the TYCOM Staff member should be initiated by the responsible ISIC at least one month in advance of the anticipated ISIC Pre-Critical Inspection.
 - (5) Reports of Inspection.
 - (a) The Senior Inspector should provide the inspected unit with an informal report of findings by the inspection team, copy to the cognizant ISIC and TYCOM.
 - (b) The ship's CO **must** review the findings of the inspection team and make necessary adjustments to the training program to ensure the crew's readiness for the examination. The ship's CO **must** keep the cognizant ISIC advised of the training plan and the assessment of the crew's progress.
 - (c) The cognizant ISIC **must** review the inspection findings, the CO's training plan and progress evaluations, and direct follow-up reviews or inspections necessary to verify the ship's readiness for the examination.
- c. Phase I Certification Inspection.
- (1) Purpose. To determine the state of readiness and training of the Ship's Force, particularly in the areas of watch stander qualification, damage control readiness, status of operational and emergency bills, present onboard supply of essential technical manuals and general operational knowledge.
 - (2) Discussion. The guidelines for the Phase I inspection are provided in references (y) through (ad). The intent of the inspection is to provide a preliminary estimate of readiness and to identify areas requiring action prior to final certification (Phase II).
 - (3) Scheduling of Phase I Certification Inspection. Phase I Inspections should be scheduled by the responsible ISIC about 35 days before scheduled initial Sea Trials.
 - (a) Chief Inspector - ISIC representative of appropriate seniority.
 - (b) Assistant Chief Inspector - a submarine CO.
 - (c) Assistant inspectors for the following departments **or** areas - overall training, executive, operations, navigation, communications, weapons, first lieutenant, engineering and material.

- (d) The inspector for the engineering areas of nuclear powered submarines will be a nuclear-trained officer qualified as an Engineer Officer.
- (4) Reports of Inspection.
 - (a) The Chief Inspector **must** provide the inspected ship with an informal report of findings by the inspection team.
 - (b) In the event that inspection results indicate the readiness for final (Phase II) certification in the required time cannot be assured, the responsible ISIC should advise the TYCOM of the circumstances.
- d. Material Inspection. Prior to certifying commissioned ships' readiness for at-sea operations, conduct a material inspection to determine that the ship is materially ready for at-sea operations **per** Volume V of this manual. In addition, on all ships conduct a Salvage Inspection **per** Volume IV, Chapter 18 of this manual. Results of material inspections should be reported with Phase II crew certification reports.
- e. Phase II Certification Inspection.
 - (1) Purpose. To certify that the state of training of the crew is satisfactory for at-sea operations.
 - (2) Discussion. The requirements for Phase II certification inspection are provided in references (y) through (ad).
 - (3) Scheduling of Phase II Certification Inspections. Phase II inspections should be scheduled by the responsible ISIC about nine days prior to Sea Trials.
 - (4) Composition of the Inspection Team. The requirements for Phase II Certification Team composition are the same as those for Phase I.
 - (5) Reports of Certification. The Phase II Certification and Material Certification Reports are combined and submitted **per** Appendix CB of this chapter.

3.6.8.4.5 Dock Trials. Ship's Force Dock Trials provide the opportunity to test and check out systems, components and portable equipment prior to the Fast Cruise training period simulating underway conditions. Although normally a period of one day is assigned for integrated Ship's Force Dock Trials, tests and evolutions performed in the one to two weeks prior to the Dock Trial date may be accepted by the CO as fulfilling the requirements of this paragraph. The purpose of Dock Trials is to afford the ship an opportunity to demonstrate that major systems and equipment is in fact ready to support Sea Trials. It is expected that individual equipment will have been satisfactorily tested prior to commencement of the integrated operational tests afforded by Ship's Force Dock Trials. Appendix L of this chapter lists the minimum requirements for Dock Trials and will be used by the ship's CO in preparing for and conducting Dock Trials.

3.6.8.4.6 Fast Cruise. The overall objective of the Fast Cruise is to train the crew and determine the crew's ability to take the ship to sea safely. In addition to the normal underway routine, the CO **must** have all equipment operated to check for proper operation and to determine the state of training of the crew. Fast Cruise **must**, as far as is practicable, simulate at sea operating conditions. It is to be conducted by the Ship's Force and is to be unhampered by repair work or by movement of industrial activity personnel through the ship. The Supervising Authority **must**

not schedule any trials, tests or other work to be performed on the ship during this period. The Fast Cruise should be four days in duration for nuclear ships and two days for non-nuclear submarines. It should be completed within a five-day period. It should end not more than three days prior to underway trials. Normally, the ship will go to sea for an underway trial within a day after completion of Fast Cruise. Should the 72-hour period be exceeded, the TYCOM may direct an additional Fast Cruise. The parent ISIC will make formal recommendations to the TYCOM as to the desired period of Fast Cruise. Appendix M of this chapter lists the minimum requirements for Fast Cruise and will be used by the ship's CO in preparing for and conducting Fast Cruise. Additional drills and operations are at the discretion of the ship's CO. The ship **must** be operated as if underway, simulating the various evolutions required for safe operation of the ship. Each underway section **must** be exercised in the evolutions which are normally performed on a section basis. During each evolution, check out all communication systems. Ensure that each is in proper working order and that, where duplicate systems exist, a priority system is designated.

3.6.8.4.7 Sea Trials. Appendix O of this chapter delineates the minimum requirements incident to Sea Trials following industrial activity availabilities. For submarines, following completion of Fast Cruise the ISIC will notify the TYCOM of satisfactory completion of Fast Cruise and readiness for Sea Trials using the message format of Appendix CH. The submarine TYCOM will authorize the ISIC to allow the ship to get underway for Sea Trials using the message format of Appendix CF. The submarine CO will keep the TYCOM aware of the progress of the Sea Trial through periodic SITREPs using the message format of Appendix CP of this chapter. SITREPs will be submitted following completion of the initial tightness dive, following completion of the deep dive to test depth and daily at a minimum and as identified by the TYCOM or the Sea Trial Agenda. Sea Trials following availability are normally conducted with a significant number of "riders". These riders represent NAVSEA, TYCOM and Shipbuilder personnel onboard to observe various tests and trial evolutions. The ship's normal load out of Lithium Hydroxide canisters for DISSUB (granular or ExtendAir®, no mix), Lithium Hydroxide curtains (or ExtendAir® Deployment kits, if equipped), EAB masks, SEIE suits and oxygen candles is not sufficient to support this increase in personnel. Therefore, an additional four Lithium Hydroxide canisters (or three ExtendAir®, if equipped), four Lithium Hydroxide curtains (or one ExtendAir® Deployment kit for every multiple of 60 ExtendAir® canisters in the compartment, if equipped), one EAB mask, one SEIE suit and two oxygen candles **must** be carried for each rider exceeding normal crew manning. Stowage of this additional equipment for DISSUB **must** be in the same escape compartment as the rider's designated General Emergency muster site assigned by the Commanding Officer. Lithium Hydroxide canisters, EABs, SEIE suits and Lithium Hydroxide curtains are to be obtained from the industrial activity. The Supervising Authority and ship's CO will use Appendix O of this chapter in preparing for and conducting Sea Trials.

- a. Assignment of Escort Ship. An escort is required for:
 - (1) Initial tightness and deep dives after a major industrial activity availability, including EMBT blow at the completion of each of these dives.
 - (2) Any EMBT blow from greater than 400 feet. Rationale is to give the submarine added protection to prevent interference from any surface contact.

NOTE: IN ALL CASES, HULL STRENGTH OR TIGHTNESS AND VALVE OPERATIONS WILL HAVE BEEN TESTED TO A DEPTH EQUAL TO OR GREATER THAN EMBT BLOW DEPTH BEFORE TESTING EMBT.

(3) For second and subsequent underway periods if major hull or sea connected system work has been accomplished since last Sea Trials.

b. Escort Ship Capability Requirements. The surface escort ship must have the following capabilities with the necessary equipment in an operating condition:

(1) Radio Communication:

(a) Ability to transmit and receive on two UHF and on HF circuits simultaneously including 243.0 MHz or equivalent system capabilities (Very High Frequency (VHF) and INMARSAT-C).

(b) Equipped to tape record all non-secure radio transmissions between the submarine and the escort.

(c) Capability to communicate on the submarine HF, UHF or equivalent system capabilities (VHF or INMARSAT-C) circuits.

(2) Sonar and Sonar Communications:

(a) Equipped with underwater telephone capable of communicating to the submarine's test depth or equivalent system capabilities.

(b) Sufficient operators to man underwater telephone on a continuous basis, including CW capable operator on call if the requirement for CW communications develops.

(c) Equipped to tape record (installed or portable) all transmissions between the submarine and the escort by underwater telephone.

(d) Explosive charge signals or active sonar transmit capability as called for by AXP-1.

(3) Navigation:

(a) Equipped with an operable LORAN C, Global Positioning System (GPS) or the latest accurate off-the-shelf navigational equipment.

(b) Equipped with an operable Dead Reckoning Tracers or equivalent system capability.

(c) Possess navigational capability to fix his position to two-mile average accuracy.

(d) Fathometer.

(e) Gyrocompass.

(f) Underwater log or equivalent system capability.

(4) Sea Keeping and Speed:

(a) Ability to remain at sea for one week in State 6 seas.

- (b) Be capable of making 10 knots. Escorts will keep the submarine informed of any speed **or** sea state limitations. In addition, if the escort has an unfaired WQC hydrophone, it **must** notify the submarine of the maximum sea state and speed which will not restrict WQC communications. If the submarine requires a speed above this limit, the submarine should run a track about the escort within WQC range.
- (5) When an escort ship is other than another submarine, the ISIC will designate a minimum of one officer qualified in submarines (Gold Dolphins) and ensure a sufficient number of officers qualified in submarines (Gold Dolphins) will be embarked during the escort duty. An escort is not required on Board of Inspection and Survey (INSURV) trials since the EMBT blow is done **per** applicable URO MRC vice from maximum authorized operating depth.
- (6) Assignment of SRDRS During Submarine Sea Trials.
 - (a) A SRDRS will be placed in a modified-alert status at the beginning of Sea Trials requiring an escort following an industrial activity availability or major maintenance period for:
 - 1 The ship's initial tightness and deep dive event.
 - 2 Subsequent Sea Trials until the completion of the initial dive to design test depth.
 - 3 If, in the TYCOM's judgment, a Sea Trial requires an escort due to major hull cuts, etc. The TYCOM **must** obtain NAVSEA concurrence when determining the need for escort **or** SRDRS services.
 - (b) The ship conducting Sea Trials will notify COMSUBRON ELEVEN and COMNAVSEASYSCOM when SRDRS services are no longer required due to completion of the events in paragraph 3.6.8.4.7(6)(a) of this chapter or due to delay in completing Sea Trials.
 - (c) The SRDRS is not required to be placed in a modified alert status for those Sea Trials requiring an escort solely for the accomplishment of an EMBT blow from depths greater than 400 feet.
- (7) A modified alert message will be sent by the industrial activity with the required SRDRS support dates 6 weeks prior to the requested date. Any changes in this request date will require immediate notification to the Fleet Commander, COMNAVSEASYSCOM and COMSUBRON ELEVEN. Sample messages in Appendix BN and CQ of this chapter.

3.6.8.4.8 Interrupted **or** Additional Sea Trials. In the event a Sea Trial is interrupted, or an additional Sea Trial becomes necessary, the following requirements are to be met. These requirements **must** be invoked if the ship returns to port for industrial activity repairs which affect SUBSAFE certification or which will require at-sea testing. These requirements will be reiterated by the TYCOM via a special "Countdown Message" Appendix CL of this chapter when the need arises:

- a. The industrial activity will draft a revised Sea Trials Agenda to support resumption of the trials. This Agenda **must** be provided to NAVSEA for concurrence and TYCOM for approval.
- b. The ISIC **must** report by message (format of Appendix CM of this chapter) to the TYCOM that the material condition of those SUBSAFE Certification boundaries that were installed, repaired or tested by Ship's Force is satisfactory for resuming Sea Trials.
- c. The Supervising Authority **must** provide a report, by message (reference (x), Appendix B.3.5), to NAVSEA (information copy to the TYCOM) that the material condition of the systems installed, repaired or tested by the industrial activity is satisfactory for resumption of Sea Trials. As a minimum, the report should state the status of all incomplete Category IA Audit Items resulting from the NAVSEA SSCA and that all SUBSAFE work has been performed **per** the requirements of reference (x).
- d. The CO of the ship **must** provide a report by message (format of Appendix CN of this chapter) to the TYCOM stating that the crew and ship are ready for Sea Trials. Any exceptions are to be listed in this message.
- e. NAVSEA (PMS 392), upon receipt of the Supervising Authority report, **must** recertify the material condition of the ship for operation to a specific operating depth for Sea Trials and report recertification by message (reference (x), Appendix B.3.6) to the TYCOM.
- f. Upon completion of all of the requirements in paragraphs 3.6.8.4.8.a. through e, the TYCOM will provide a message (Appendix CO of this chapter) to the ship granting permission to proceed with the conduct of Sea Trials and authorize the ship to dive to the Sea Trial operating depth recommended by NAVSEA.
- g. Submarine surface transits from industrial port in advance of completion of CNO availabilities (prior to certification for unrestricted operations) to a different or homeport can be executed without a sea trial, without an escort and without an SRDRS after obtaining NAVSEA concurrence and authorization from the TYCOM. The submarine **must** not be authorized to dive and no testing is permitted during the transit. Operational need for transit and mitigating actions, if applicable, **must** be determined by the TYCOM.

3.6.8.4.9 Availability Completion Prerequisites. Upon completion of Sea Trials and correction **or** resolution of deficiencies, the following requirements must be met prior to completion of an industrial availability greater than six months duration. These requirements will be reiterated in the TYCOM "Countdown Message" Appendix CD or CL of this chapter:

- a. The Supervising Authority **must** report by message (reference (x), Appendix B.3.8) to NAVSEA, satisfactory completion of all Sea Trials, completion of controlled dives, correction of all mandatory sea trial deficiencies, and resolution of all NAVSEA SSCA Category IA recommendations. Report that the SUBSAFE material condition of the ship installed, repaired, or tested by the industrial activity is satisfactory for URO to test depth. Identify any deferred SUBSAFE work or conditionally approved deviations and waivers.

- b. Following verification from the Supervising Authority of satisfactory completion of all Sea Trials, completion of controlled dives, correction of all mandatory Sea Trial deficiencies, and resolution of all NAVSEA SSCA Category IA recommendations, NAVSEA **must** certify by message (reference (x) Appendix B.3.9) to the TYCOM, with information copies to CNO and the appropriate Fleet Commander, the SUBSAFE material condition of those parts of the ship installed, repaired, or tested by the industrial activity is satisfactory, and recommend authorization for URO to design test depth subject to TYCOM verification that SUBSAFE certification of areas outside the industrial activity AWP has been sustained.
- c. Following verification from NAVSEA of satisfactory completion of all sea trials, completion of controlled dives, correction of all mandatory sea trial deficiencies, certification that the SUBSAFE material condition of those parts of the ship installed, repaired, or tested by the industrial activity is satisfactory, and upon confirmation of maintenance of SUBSAFE certification of portions of ship not affected by the industrial activity, the TYCOM **must** report by message (Appendix CG of this chapter) to the ship, with copies to CNO and NAVSEA, reporting status of SUBSAFE certification and authorizing URO to test depth.

3.7 COMPLETION OF AVAILABILITY.

- a. (Surface Force Ships **or** Aircraft Carriers) In order to standardize reporting practices, the official end of a CNO Availability will be upon Certification of work **per** "Availability Work Certification" dictated in this chapter and completion of the TYCOM approved Sea Trials Agenda. Ships **must** report Sea Trial Agenda Completion in the form of Appendix F1 or Appendix F2 of this chapter. Availability Certification Completion can occur with agreed to exceptions as discussed in Volume VII, Chapters 7 and 8 of this manual. The TYCOM, Contractor, FMA and NSA should consider Work Certification Requirements and the definition of "Availability Completion" when adjudicating New or Growth work in any availability. If scope, time and cost are impacted by New or Growth work, the impact should be addressed and documented in writing (by the RMC Project Manager) to the TYCOM **or** ISIC.
- b. (Submarines only) CNO availabilities are complete when the TYCOM transmits one of the two following messages:
 - (1) Appendix BO of this chapter. (SAMPLE TYCOM MESSAGE TO SHIP CONCERNING URO FOR INDUSTRIAL ACTIVITY AVAILABILITIES LESS THAN SIX MONTHS IN DURATION (SUBMARINES ONLY)).
 - (2) Appendix CG of this chapter. (SAMPLE TYCOM MESSAGE TO SHIP CONCERNING URO FOR INDUSTRIAL ACTIVITY AVAILABILITIES GREATER THAN SIX MONTHS IN DURATION (SUBMARINES ONLY)).

3.8 AVAILABILITY COMPLETION DEPARTURE CONFERENCE. At the end of the availability, the Supervising Authority, FMA (if applicable), and Ship's Force will conduct a Departure Conference to finalize the status of all work performed during the availability. The conduct of this conference is similar to that of the Progress Reviews conducted **per** paragraph 3.6.3.1.b. of this chapter, and should be used to gather all necessary information to draft and send the Availability Completion Message. Further policy on availability completion can be found in

Volume VII, Chapter 7, paragraph 7.12 and Chapter 8, paragraph 8.5 of this manual. As a minimum, the Availability Completion Message should address all areas addressed in the Weekly Progress Message, Appendices F1 or F2 of this chapter as applicable, as well as the following:

- a. Unresolved maintenance issues and guarantee work items.
- b. Report of configuration changes resulting from alterations installed during the availability.
- c. Summarize the NAVSEA waivers issued during the availability.
- d. Identify those work candidates that will be deferred until the next industrial availability.

3.9 POST AVAILABILITY.

3.9.1 Completed Availability Work Package. Within six months after the completion of the availability, SUBMEPP (Submarines), PMS 312C (Aircraft Carriers) or SURFMEPP (Surface Ships) will issue the Completed Work Package.

3.9.2 End-of-Cycle Analysis (Surface Force Ships Only). Provide inputs to support the SURFMEPP End-of-Cycle Analysis. These inputs will include DFSs approved during the availability and work that was accomplished, but not in the approved AWP.

3.9.3 Post-Availability Analysis (Surface Force Ships Only). TYCOM will participate in the post-availability analysis process and attend CNO Availability completion Maintenance and Modernization Performance Reviews per Volume VI, Chapter 44 of this manual.

3.10 BASELINE AVAILABILITY WORK PACKAGE CLOSEOUT (Surface Force Ships Only).

3.10.1 Fleet Readiness Plan Maintenance Cycle BAWP Closeout. The following procedures will be utilized to closeout and complete the FRP Maintenance Cycle and associated BAWP.

3.10.2 BAWP Closeout Verification and Assessment Meeting. No later than 45 days after CNO Availability completion, SURFMEPP will conduct a BAWP Close-Out Verification and Assessment Meeting. This meeting will determine the status of all "A" branded BAWP items. A list of all BAWP work items that were not accomplished and the reason(s) for non-accomplishment will be compiled for inclusion in the BAWP Close-Out Report.

3.10.2.1 Attendees. The BAWP Close-Out Verification and Assessment Meeting will be chaired by a SURFMEPP representative. The following personnel are encouraged to attend this meeting:

- a. Ship's CO (or designated representative).
- b. Engineer Officer and Availability Coordinator.
- c. Project Engineer and Combat Systems Project Engineer.
- d. Project Manager or Class Team Lead.
- e. PSIA, LMA or Planning Activity Representative.
- f. TYCOM Representative.

- g. ISIC Representative.
- h. Planning Yard Representative.
- i. Program Manager's Representative.
- j. Navy Regional Maintenance Center Representative.
- k. NRMC Assessment Director.
- l. NAVSEA 05D Representative.

3.10.2.2 BAWP Closeout Letter. This letter is a deliverable due at the BAWP Close-Out Verification Meeting **per** Part II, Chapter 2, Appendix D of this volume. This meeting is used to ascertain the final disposition of each BAWP mandatory requirement ("A" branded JCN in the FRP maintenance cycle) and a BAWP Close-Out Report to summarize all changes for SURFMEPP, Technical Warrant Holders, Ship Design Managers, engineering authorities and other stakeholders as applicable. Maintenance requirement status will be reviewed at the meeting for deferred, accomplished or non-accomplished-no deferral authorized status. At the conclusion of the meeting, all non-accomplished-not authorized for deferral JCNs will require adjudication via the deferral letter process. The NSA, RMC and TYCOM will coordinate this effort as described in paragraph 3.5.4.5 of this chapter, which discusses the technical deferral and adjudication process for post-AWP definitization.

APPENDIX A
TYPICAL CNO AVAILABILITY PLANNING MILESTONES
(SUBMARINES ONLY)

MILESTONES	RESPONSIBLE ACTIVITY	TIMELINE (Months)
1. Identify Non-Nuclear Title “K” SHIPALTs, fund and authorize planning and procurement.	NAVSEA	A-24
2. Identify Non-Nuclear Title “D” and “F” SHIPALTs, fund and authorize SUBMEPP to accomplish planning.	TYCOM	A-24
3. Issue Advance Planning Letter for NAVSEA funded Alterations and Selected Restricted Availability Advance Planning Milestones.	NAVSEA	A-18
4. Update CSMP. Submit to SUBMEPP via ISIC	Ship	A-16
5. Issue Preliminary AWP.	SUBMEPP	A-15
6. Issue AWP Supplement (replaces inventory of PMRs and URO).	SUBMEPP	A-12 to -14
7. Issue SHIPALT drawings.	Design Agent	A-12
8. Issue Final Planning Letter for NAVSEA funded Non-Nuclear Title “K” SHIPALTs.	NAVSEA	A-12
9. Issue Initial LLTM Report for Centrally Procured LLTM.	LLTM Agent	A-12
10. Issue Preliminary Work Sequence Schedules, provide estimates for NAVSEA funded Non-Nuclear Alterations.	Industrial Activity	A-11
11. Conduct Ship’s Force Meeting.	SUBMEPP	A-10
12. Conduct initial Shipcheck.	Industrial Activity	A-10
13. Conduct site Logistics and Facilities Check (for Selected Restricted Availability at FMA only).	Industrial Activity	A-10
14. Issue message providing centrally procured LLTM and FMPMIS material availability status and best estimated delivery dates for Non-Nuclear Title “K” SHIPALTs.	NAVSEA	A-10
15. Host WDC with customers and Industrial Activity.	SUBMEPP	A-10
16. Response to NAVSEA’s Material Message issued.	Industrial Activity	A-9
17. Issue Interchangeability Data Sheets for Advance Equipment Repair Program components.	SUBMEPP	A-9
18. Provide Pre-Availability Test Procedures to users on the Standardized Test Procedures CD-ROM and on the SUBMEPP ePortal web site. For ePortal access, go to https://www.submepp.csd.disa.mil , select “Products/Services” then “Secure Web Site” and follow the instructions.	SUBMEPP	A-9
19. Issue SHIPALT Authorization (240 day) letter for NAVSEA funded SHIPALTs.	NAVSEA	A-8

MILESTONES	RESPONSIBLE ACTIVITY	TIMELINE (Months)
20. Issue Proposed AWP.	SUBMEPP	A-8
21. Confirm ability to accomplish all authorized Alterations during Availability.	Industrial Activity	A-7
22. Submit PAT results and Proposed changes to the AWP.	Industrial Activity and Ship	A-5
23. Submit Valve Lists and Sonar Testing, Assessment and Grooming Report for the AWP.	Ship and ISIC	A-5
24. Provide screening action on Pre-Arrival Test results and proposed changes to AWP.	TYCOM	A-4
25. Confirm AWP man-day estimate vs. availability duration for compatibility.	Industrial Activity	A-3
26. Convene PAC.	Industrial Activity	A-3
27. Provide preliminary review estimates (90 day estimates) for NAVSEA funded Non-Nuclear Alterations.	Industrial Activity	A-3
28. Confirm receipt of centrally procured LLTM, Fleet Modernization Program Management Information System (FMPMIS) material and Advanced Equipment Repair Program (AERP) components.	Industrial Activity	A-2
29. Issue PAC Report.	Industrial Activity	A-2
30. Promulgate Availability schedule.	Industrial Activity	A-2
31. Deliver centrally procured LLTM.	LLTM Agent	A-2
32. Deliver AERP components.	SUBMEPP	A-2
33. Provide final review estimates (45 day estimates) for NAVSEA funded Non-Nuclear Alterations.	Industrial Activity	A-1.5
34. Issued Approved AWP.	SUBMEPP	A-1
35. Start Availability.	Industrial Activity	A-0
36. Conduct Arrival Conference	Industrial Activity	A-0
37. Issue monthly Availability Status messages.	Industrial Activity or Supervisor of Shipbuilding (SUPSHIP)	Monthly
38. Submit Reactor Plant Configuration Change Reports (RPCCR) or OPNAV 4790/CK forms for completed Alterations to ship's CO.	Industrial Activity	Monthly
39. Update material history records, manual changes, onboard repair parts for complete alterations. Endorse and forward RPCCRs and OPNAV 4790/CK forms.	Ship	Monthly
40. Complete Availability.	Industrial Activity	C

MILESTONES	RESPONSIBLE ACTIVITY	TIMELINE (Months)
MILESTONES	RESPONSIBLE ACTIVITY	TIMELINE (Months)
41. Issue Availability Completion Message.	Industrial Activity	C+1

NOTE: “A” AND “C” IN THE “TIMELINE” COLUMN REPRESENT THE START AND COMPLETION DATES, RESPECTIVELY. THE DATES SHOWN ARE FOR ILLUSTRATION ONLY, SINCE ACTUAL MILESTONES VARY DEPENDING ON SHIP OPERATING SCHEDULES, START DATE CHANGES, AND OTHER CONSIDERATIONS.

APPENDIX B
TYPICAL CNO AVAILABILITY PLANNING MILESTONES
(SURFACE FORCE SHIPS ONLY)

- * 1 - Both Naval and Private Industrial Activities
 2 - Naval Activities

MILESTONES	*CODE	RESPONSIBLE ACTIVITY	TIMELINE (Days)
1. Review CSMP and make sure that all ship deferred maintenance actions desired for accomplishment are documented.	1	Maintenance Team (MT)	Continuous
2. Update BAWP with new requirements.	2	SURFMEPP	A-410
3. Pre-Availability Test and Inspection or Work Package Definition Conference, including combat systems and inspection of boilers (if possible).	1	TYCOM, Industrial Activity and MT	A-360 to A-304
4. Issue Pre-Availability Test and Inspections or Work Package Definition Conference Meeting report (within 10 days after conference).	1	TYCOM and Industrial Activity	A-334 to A- 274
5. Order material for Ship's Force work.	1	Ship	A-90 to A-45
6. Cancel all outstanding Casualty Reports (CASREP) which are scheduled to be corrected during the industrial availability per CNSP/CNSL INST. 3040.2.	1	Ship	A to A+3
7. Arrival Conference.	1	Industrial Activity, ISIC and Ship	A to A-0

NOTE: "A" IN THE "TIMELINE" COLUMN REPRESENTS THE START DATES. THE DATE SHOWN IS FOR ILLUSTRATION ONLY, SINCE ACTUAL MILESTONES VARY DEPENDING ON SHIP OPERATING SCHEDULES, START DATE CHANGES, AND OTHER CONSIDERATIONS.

APPENDIX C
TYPICAL CNO AVAILABILITY PLANNING MILESTONES
(AIRCRAFT CARRIERS ONLY)

MILESTONE	RESPONSIBILITY		
		PIA/DPIA	FDNF
1. RECEIVE AND DETERMINE BUDGET CONTROL FOR CNO AVAILABILITIES		C+0	
2. PROVIDE COMP RPT TO PMS 312C/RPPY	TYCOM MPM	C+1	
3. ISSUE BAWP FDR	PMS 312C	C+1	
4. ISSUE AVAILABILITY DEPARTURE REPORT	NAVSHIPYARD	C+1	
5. CONDUCT CAMPR	PMS 312C	C+2	A-19
6. ISSUE ADVANCED PLANNING LETTER GUIDANCE/LETTER OF AUTHORIZATION	PMS 312C	C+3	A-18
7. DELIVER DRAFT BAWP	PMS 312C	C+4	
8. CONDUCT PRE-RELEASE BAWP REVIEW	PMS 312C TYCOM MPM NAVSHIPYD	C+4.5	
9. 312C DELIVERS BAWP	PMS 312C	C+5	A-16
10. INITIAL MAINT PLANNING MEETING	TYCOM MPM	A-17	A-15
11. TASK CORE WORK; RECEIVE CORE WORK (PUBLIC SHIPYARD AND PSIA)	TYCOM MPM	A-16	A-15
12. INITIAL BAWP CHANGE REQUEST SUBMITTAL	TYCOM MPM	A-15	A-13*
13. A-12 CONFERENCE	TYCOM MPM NAVSHIPYD	A-12	(NR13)A-12
14. START CAPS PROCESS/MCA	TYCOM MPM NAVSHIPYD	A-12	(NR14)A-7
15. ESTIMATES BACK FROM SHIPYARD	TYCOM MPM NAVSHIPYD	A-12	(NR14)A-7
16. SCREEN ALL KNOWN WORK	TYCOM MPM NAVSHIPYD	A-9	A-7
17. COMPLETE CAPS PROCESS	TYCOM MPM NAVSHIPYD	A-9	A-7
18. CONDUCT PRC 1	TYCOM MPM NAVSHIPYD	A-9	A-7
19. INTERMEDIATE BAWP CHG REQUEST SUBMITTAL	TYCOM MPM	A-8	A-7*

MILESTONE	RESPONSIBILITY		
		PIA/DPIA	FDNF
20. AT 50%, REVIEW PICKLIST	TYCOM MPM PROJECT TEAM PMS 312	A-7	A-5
21. MRA 1	TYCOM MPM PROJECT TEAM PMS 312	A-7	A-5
22. CONVENE PRC 2	TYCOM MPM PROJECT TEAM	A-5.5	A-3
23. SCREEN ALL KNOWN WORK		A-4	A-3*
24. CLASS C ESTIMATES BACK FROM SY			
25. FINAL BAWP CHANGE REQUEST SUBMITTAL			
26. MRA 2	TYCOM MPM PROJECT TEAM PMS 312C	A-3	A-2
27. AUTHORIZE FINAL AWP	TYCOM MPM NAVSHIPYD RMC	A-2	A-2
28. POETS/MCAI COMPLETE	TYCOM MPM NAVSHIPYD RMC	A-2	A-2
29. PSIA WORK CONTRACTED	TYCOM MPM NAVSHIPYD RMC	A-2	A-2
30. INCORPORATE RESULTS OF POET/MCAI INTO AWP	TYCOM MPM NAVSHIPYD RMC	A-2	A-2
31. FINAL REVIEW ESTIMATE (FRE) ESTABLISHED	TYCOM MPM NAVSHIPYD	*A-1	A-1
32. START AVAILABILITY		A-0	A-0

* THE FINAL REVIEW ESTIMATE (FRE) IS DELIVERED 30 DAYS PRIOR TO EXECUTION OF INDUSTRIAL WORK, BUT NO LATER THAN 30 DAYS PRIOR TO THE CNO AVAILABILITY START DATE.

APPENDIX D

**SUGGESTED GUIDELINES FOR FORCES AFLOAT
REVIEW OF AVAILABILITY WORK PACKAGES**

a. The preliminary AWP includes information which SUBMEPP (Submarines), PMS 312C (Aircraft Carriers) or applicable TYCOM (Surface Force Ships)/Ashore Ships Maintenance Manager extracts from the CSMP prior to the availability. SUBMEPP/PMS 312C/TYCOM (as applicable) and Ashore Ships Maintenance Manager only reviews items in the CSMP which are coded 1 under the type availability column. SUBMEPP, PMS 312C or TYCOM (as applicable) and Ashore Ships Maintenance Manager continues to monitor the CSMP until submission of the first Supplementary Work List. It is essential that the CSMP be up-to-date and reflect what work the ship requires the industrial activity to accomplish. The CSMP is the primary means of communicating unique work items not already covered by the AWP until submission of the first Supplementary Work List.

b. Ship's Force should review each maintenance item on the CSMP deferred for accomplishment to ensure that the deficiency reported and the work involved to correct it are complete and accurate.

c. To the maximum extent possible, work items that are within the capability of an FMA to accomplish should be accomplished as T/A-2 work prior to the CNO Maintenance Availability.

d. Ship's Force will identify CSMP repair items previously deferred for other than industrial activity action which Forces Afloat will not likely accomplish prior to the availability and change the type availability code to T/A-1, with ISIC concurrence, on these items.

e. Ship's Force will review each outstanding alteration for applicability and ensure that the record of completed alterations is correct. Alterations erroneously reported complete result in plans and tests which do not fit the ship. Completed alterations not reported as complete will cause unnecessary expenditure of shipcheck funds, duplication, or both, of effort during the availability.

f. During AWP review meetings, Ship's Force should markup both the index and applicable SWLIN as an aid in recalling information.

g. Ship's Force will review the AWP to see if any component or equipment requiring attention of any kind has been omitted. Note that the Advanced Equipment Repair Program and *Trident* Planned Equipment Replacement (TRIPER) Program (SSBN and SSGN 726 Class), *Seawolf* Rotatable Pool Program and Aircraft Carrier Planned Equipment Replacement Program replace many components with refurbished units. Repair work on components that will be replaced by AERP can be canceled or noted as covered by the replacement SWLIN.

h. On receipt of the Proposed AWP, Ship's Force should review each Ship System Work Description. Ship's Force should prepare comments as to whether the extent of planned restoration, maintenance or repairs is sufficient or excessive. Additional comments regarding abnormal operation or configuration will be of interest to the industrial activity even if the AWP covers the particular component for repair because the scope of the job can be exactly defined early, avoiding "growth within scope" and schedule slippage later in the availability.

i. Ship's Force should review the General Information Section, "zero" series SWLINs and the glossary for a definition of terms used in the AWP to obtain a general understanding of availability procedures, philosophy and the pre-availability planning requirements.

j. Ship's Force should review all outstanding Departures from Specification to ensure they identify, for correction during the availability, all known non-standard repairs or installations not per class plans.

k. Ship's Force should identify any recently completed repair actions on components assigned to industrial activities and alterations that may negate the need for, or reduce the extent of, industrial activity refurbishment.

l. Ship's Force should identify any equipment not presently addressed in the AWP. SUBMEPP, PMS 312C, TYCOM (as applicable) and Ashore Ships Maintenance Manager are interested in identifying special or temporary equipment installations which may need maintenance during the availability.

m. Ship's Force should identify any equipment listed for restoration, that is in exceptionally good material condition.

n. Ship's Force should review, "Forces Afloat Actions to be Accomplished Prior To or At Arrival" index in the AWP to ensure these actions are understood.

o. (Submarines only) Ship's Force should review the AWP Part 4.14 NAVSEA 07T and PMT Actions (Non-Nuclear) to ensure SF and PMT actions are completed when required.

APPENDIX E
MONITORING PROCEDURES
(SURFACE FORCE SHIPS AND AIRCRAFT CARRIERS)

1.1 Periodic Monitoring.

- a. Purpose. To provide to ships in availability such administrative and training assistance as is necessary to improve the Ship's Force conduct of the overhaul, maintenance and training tasks. Visits of this nature are termed Tech Assists.
- b. To evaluate the effectiveness of administration and training. Visits of this nature are termed Work-Ups.
- c. To conduct spot checks to monitor progress in specific material, administrative and training areas. Visits of this nature are termed Monitor Visits.
- d. The extent, type and frequency of periodic monitoring and visits should be determined on a case basis by the responsible ISIC or TYCOM Representative. The initial inspection should be broad in scope in order to apprise the responsible ISIC of the adequacy of the ship's performance and progress. Normally, the initial visit will indicate the necessary frequency and scope of subsequent Tech Assists and Monitor Visits. In general, any required Work-Ups should be scheduled in advance of key events during the availability.
- e. Examine the effectiveness of Ship's Force preparations for overhaul during initial inspections. Subsequent visits should review the following areas as appropriate for the purpose of the specific inspection.
 - (1) Review procedures and administrative steps for provisional watch station qualifications.
 - (2) Review department organization manuals.
 - (3) Review department instructions and administrative procedures.
 - (4) Review ship's instructions and administrative procedures.
 - (5) Review department logs, operating instructions and casualty procedures.
 - (6) Review ship's standard operating procedures and the ship's organization and regulations manual.
 - (7) Review training conducted and planned to support the goal of requalifying or reestablishing proficiency of watchstanders.
 - (8) Monitor performance of watchstanding.
 - (9) Conduct spot check of ship's records and logs in use.
 - (10) Review Ship's Force controlled work (Level I and Nuclear) and procedures to ensure proper controls and documentation are **per** Volume V, Part I, Chapter 2 of this manual.
 - (11) Review status of Ship's Force responsible PMS **and** IEM.

- (12) Inspect installed equipment for cleanliness and adequate protection from damage.
 - (13) Review Tagout and Work Authorization Logs. Spot check for compliance **per** current directives.
 - (14) Inspect ship for hazards.
 - (15) Inspect provisions for casualty control including watertight integrity.
 - (16) Verify that all COSAL material including operating space items, have been off-loaded to processing areas which provide appropriate security.
 - (17) Inspect the processing area to verify provisions and procedures for careful ILO inventory.
 - (18) Review response of supply system to requisitions in support of Ship's Force work.
 - (19) Verify that items are withdrawn from the ship's COSAL stock undergoing inventory **and** ILO only on an emergency basis and that such issues are well documented with appropriate adjustments to the inventory records.
 - (20) Evaluate general safety practices.
- f. Scheduling of Periodic Monitoring Visits. Periodic Monitoring Visits should be scheduled by the responsible ISIC **or** TYCOM as appropriate. Some monitoring visits should be conducted on an unannounced basis. These visits should be given so as to minimize interference with industrial activity and Ship's Force work.
- g. Reports of Visits. Formal reports of the results of periodic monitoring visits are not required by the TYCOM. However, the responsible ISIC should advise the TYCOM in situations when the attainment of required progress toward completion of Key Events is in jeopardy.

16 Oct 2019

APPENDIX F₁
SITREP/PROGRESS REPORT
(AIRCRAFT CARRIERS ONLY)

FM USS (SHIP NAME)//
 TO (APPLICABLE TYCOM)//
 INFO (APPLICABLE FLEET COMMANDER)//
 COMNAVSEASYSKOM (AS APPLICABLE)//
 COMNAVAIRSYSKOM (AS APPLICABLE)//
 CNO WASHINGTON DC//
 ISIC (IF APPLICABLE)//
 SUPERVISING AUTHORITY//
 PMS//
 Local RSG/RMC (IF APPLICABLE)//
 FMA//
 (OTHER UNITS IN AREA IF APPLICABLE)//
 (OTHER UNITS OF CLASS OF APPLICABLE)//
 BT
 UNCLAS //N04790//
 MSGID/GENADMIN/USS _____//
 SUBJ/(TYPE AVAILABILITY) SITREP (SEQUENTIAL NUMBER)//
 REF/A/DOC/COMUSFLTFORCOM/(DATE)//
 AMPN/REF A IS COMUSFLTFORCOMINST 4790.3, JOINT FLEET MAINTENANCE
 MANUAL, VOL II//
 RMKS/1. THE FOLLOWING PROGRESS REPORT IS SUBMITTED IAW REF A. CO'S
 SUMMARY:

- A.
- B.
- C.
2. CRITICAL PATH WORK, INDUST, FMA, AND OTHER AREAS OF CONCERN:
 - A.
 - B.
 - C.
3. STATUS OF WORK (FOR THE WEEK OF DDMMYY-DDMMYY)
 - A. INDUSTRIAL ACTIVITY 1 (MAN-DAYS) FOR WEEK FOR AVAILABILITY
 - SCHEDULED
 - PROGRESSED
 - EXPENDITURES
 - B. INDUSTRIAL ACTIVITY 2 (MAN-DAYS) FOR WEEK FOR AVAILABILITY
 - SCHEDULED
 - PROGRESSED
 - EXPENDITURES
 - C. SHIP'S FORCE (MAN-DAYS) FOR WEEK FOR AVAILABILITY
 - SCHEDULED
 - PROGRESSED

- D. IMF (MAN-DAYS)
 - SCHEDULED
 - PROGRESSED
 - EXPENDITURES
 - 4. STATUS OF TESTING
 - A. TOTAL TESTS (NUC/Non-NUC)
 - TESTS STARTED
 - TESTS SCHEDULED TO COMPLETE
 - TESTS COMPLETE
 - 5. STATUS OF KEY EVENTS
 - 6. REACTOR DEPARTMENT TRAINING ASSESSMENT (READINESS TO SUPPORT KEY EVENTS AND READINESS TO CONDUCT AT-SEA OPERATIONS)
 - 7. SUPERVISING AUTHORITY COMMENTS.//
- BT

NOTE: ENSURE MESSAGES ARE PER CURRENT MESSAGE FORMAT AND CURRENT PLAIN LANGUAGE ADDRESS DIRECTORY (PLAD) IS UTILIZED.

16 Oct 2019

APPENDIX F₂
SITREP/PROGRESS REPORT
(SURFACE FORCE SHIPS ONLY)

FM USS (SHIP NAME)//
 TO (APPLICABLE TYCOM)//
 INFO (APPLICABLE FLEET COMMANDER)//
 COMNAVSEASYSKOM//
 COMNAVAIRSYSKOM (AS APPLICABLE)//
 ISIC (IF APPLICABLE)//
 SUPERVISING AUTHORITY//
 Local RSG/RMC (IF APPLICABLE)//
 FMA//
 PEO THEATER SURFACE COMBATANTS (AS APPLICABLE FOR COMBATANTS)//
 PEO EXW (AS APPLICABLE FOR AUXILIARIES, LITTORALS AND PATROL CRAFT)//
 PEO MUW (AS APPLICABLE FOR MINE WARFARE)//
 NRMC//
 SURFMEPP PORTSMOUTH VA//
 (OTHER UNITS IN AREA IF APPLICABLE)//
 (OTHER UNITS OF CLASS IF APPLICABLE)//
 BT
 UNCLAS //N04790//
 MSGID/GENADMIN/USS _____//
 SUBJ/(TYPE AVAILABILITY) SITREP (SEQUENTIAL NUMBER)//
 REF/A/DOC/COMUSFLTFORCOM/(DATE)//
 AMPN/REF A IS COMUSFLTFORCOMINST 4790.3, JOINT FLEET MAINTENANCE
 MANUAL, VOL II//
 RMKS/1. THE FOLLOWING PROGRESS REPORT IS SUBMITTED IAW REF A. CO'S
 SUMMARY:

- A.
- B.
- C.
- 2. CRITICAL PATH WORK, INDUST, FMA AND OTHER AREAS OF CONCERN:
 - A.
 - B.
 - C.
- 3. STATUS OF PLANNING
 - A.
 - B.
 - C.
- 4. STATUS OF WORK FOR WEEK FOR AVAILABILITY

A.	INDUSTRIAL ACT		
	PLANNED	(MAN-DAYS)	
	EXPENDED	(MAN-DAYS)	
B.	FMA		
	ASSIGNED JOBS	N/A	()

	SCHEDULED COMPL (#)		()	
	ACTUAL COMPL (#)		()	
C.	SHIP'S FORCE			
	SCHEDULED (MAN-DAYS)		()	
	EXPENDED (MAN-DAYS)		()	
	(45)	(45)	(20)	(95)
5.	PROGRESS			
A.	AVAILABILITY	INDUST ACT	FMA	SHIP'S FORCE
	TIME EXP(%)	PROGRESS(%)	PROGRESS(%)	PROGRESS(%)
	(45)	(45)	(20)	(95)
6.	STATUS OF TESTING			
A.	INDUSTRIAL ACTIVITY			
	TOTAL TESTS AUTHORIZED	()		
	TESTS STARTED	()		
	TESTS COMPL	()		
	TESTS CANCELLED	()		
B.	FMA			
	TESTS SCHED TO START	(100)		
	TESTS STARTED	()		
	TESTS SCHED TO COMPL	()		
	TESTS COMPL	()		
7.	STATUS OF KEY EVENTS			
		ORIG	REV	ACT
		SCHED	DATE	COMP
	COMMENCE AVAIL	2/1	2/11	2/12
	DRY-DOCKING	2/1	2/11	3/20
	(IF APPLICABLE)			
	ELEX REMOVALS COMP	4/11		
	UNDOCK		6/2	
	SPACE TURNOVER			
	#1MMR	6/23		
	#2MMR	7/1		
	LOA		7/20	
	CREW CERT			
	COMPLETE AVAIL	9/15		
	HOT WASH	MM/DD/YYYY		

(THIS IS NOT AN ALL INCLUSIVE LISTING. SUPERVISING AUTHORITY WILL ISSUE THEIR LIST OF KEY EVENTS)

8. STATUS OF SELECTED RECORDS. (SHORT NARRATIVE HIGHLIGHTING ANY PROBLEM AREAS).
9. FOL IS STATUS OF USS XXXXXX BLUE AND GREEN (IF NECESSARY) COMMAND, CONTROL, COMMUNICATIONS, COMPUTERS, COMBAT SYSTEMS, INTELLIGENCE, SURVEILLANCE, AND RECONNAISSANCE (C5ISR), INFORMATION TECHNOLOGY FOR THE 21ST CENTURY (IT-21) AND CNSL/SPAWAR ALTERATION INSTALL TEAM (AIT) HARDWARE AND SOFTWARE INSTALLS/UPGRADES FOR THE WEEK ENDING DDMMYY:

16 Oct 2019

(READ IN FIVE COLUMNS)

SYSTEM/EQUIP/ALT	START DATE	ESTIMATED	ESTIMATE	TCD BUST
	COMPLETION	PERCENTAGE	(Y/N)	
	DATE	COMPLETED		

10. THE FOLLOWING C5ISR, IT-21 AND AITs ARE SCHEDULED FOR INSTALLATION: (READ IN FIVE COLUMNS)

SYSTEM/EQUIP/ALT	SPONSOR	STATUS	ESD	ECD
------------------	---------	--------	-----	-----

STATUS NOTES

NOTE 1 - WAITING RMMCO CHECK-IN

NOTE 2 - RMMCO CHECK-IN COMPLETE

NOTE 3 - AWAITING SHIP IN-BRIEF

NOTE 4 - WORK STARTED (TAGOUT/WAF SUBMITTED)

NOTE 5 - PLANNED, BUT NOT YET AUTHORIZED

11. FOL C5ISR, IT-21 AND AIT INSTALLS ARE COMPLETE:

SYSTEM	ALT	SOVT (Y/N)	SOVT COMP MSG (Y/N)
--------	-----	------------	---------------------

12. POSSIBLE HOT WASH ITEMS

13. LIST OF ACTIVE CANNIBALIZATION:

NOMENCLATURE	REQUISITION #
XXXXXXXXXX	XXXXX-XXXX-XXXX

14. EXPECTED ACTIVE CASREPS AT THE END OF AVAILABILITY:

CASREP #	SYSTEM/EQUIP
XXXXX	XXXXXXXXXXXX

15. SUPERVISING AUTHORITY COMMENTS.//

BT

NOTE: ENSURE MESSAGES ARE PER CURRENT MESSAGE FORMAT AND CURRENT PLAD IS UTILIZED.

APPENDIX G**SAMPLE NEW WORK FORWARDING LETTER AND INDEX**

From: Commanding Officer, USS (Ship Name and Hull No.)
 To: (TYCOM)
 Via: (ISIC) (See Note 1)
 Info: NRMCM//
 SURFMEPP//

Subj: NEW WORK AUTHORIZATION REQUEST NO. (1) (See Note 2)

Ref: (a) COMUSFLTFORCOMINST 4790.3, Joint Fleet Maintenance Manual

Encl: (1) Index of New Work Requests
 (2) Supplementary Work Requests (IPN 002-064) (See Notes 3 and 4)

1. Enclosures (1) and (2) are submitted **per** reference (a) as the (first) supplementary work request (See Note 2).

Commanding Officer

Copy to:

SUBMEPP (Submarines only)/PMS 312C (Aircraft Carriers only)

ISIC (See Note 1)

Supervising Authority (See Note 5)

- NOTES:**
1. **SUBMIT VIA ISIC BEFORE AVAILABILITY START, SUBMIT DIRECTLY TO TYCOM AFTER AVAILABILITY START. PROVIDE COPY TO ADMINISTRATIVE COMMANDER (GROUP OR SQUADRON) AFTER AVAILABILITY START.**
 2. **SUPPLEMENTARY WORK LISTS ARE NUMBERED CONSECUTIVELY THROUGH AVAILABILITY COMPLETION.**
 3. **ONLY THE ORIGINAL OPNAV 2K (AND 2L IF REQUIRED) **MUST** BE ATTACHED TO THE INDEX. MULTIPLE COPIES ARE NOT REQUIRED.**
 4. **THE FIRST SUPPLEMENTAL IS INTEGRATED PRIORITY NUMBER (IPN)-002. AWP IS CONSIDERED IPN-001. IPNS **MUST** BE SEQUENTIALLY NUMBERED AND RECORDED ON INDEX FROM FINAL SUBMISSION TO AVAILABILITY COMPLETION.**
 5. **COPY TO SUPERVISING AUTHORITY OFFICE.**

USS _____ (Hull No.) Index of New Work Requests

IPN	PRI	JSN From CSMP	Brief Title	ISIC Comment	TYCOM Action	Remarks
(Ex) 002	03	EA01-5493	VH-5 hard to operate		Assign to Industrial Activity	Authorized for Industrial Activity
N U M B E R E D S E Q U E N T I A L L Y						

See Note 4

APPENDIX H**SUGGESTED MESSAGE FORMAT FOR A NEW WORK CANDIDATE**

FROM USS (SHIP NAME)//
TO (APPLICABLE TYCOM)//
INFO (APPLICABLE INDUSTRIAL ACTIVITY/SUPERVISING AUTHORITY)//
(ISIC, IF APPLICABLE)//
(SUBMEPP, AS APPLICABLE)//
NRMIC//
SURFMEPP//
BT
UNCLAS//N04700
MSGID/GENADMIN/(SHIP NAME)//
SUBJ/NEW WORK REQUEST NR. (000)//
RMKS/1. REQ AUTH TO ACCOMPLISH FOLLOWING REPAIRS:
A. CATEGORY OF REPAIR (BASED ON 1 THRU 5 BELOW).
(1) (WORK THAT MUST BE PERFORMED WHILE IN DRY DOCK)
(2) (WORK THAT WILL RESULT IN A C-3 OR C-4 CASREP IF DEFERRED)
(3) (WORK REQUIRING EXTENSIVE INTERFERENCE/REMOVALS AND WHICH HAVE
ALREADY BEEN MADE INCIDENT TO OTHER AUTHORIZED WORK)
(4) (WORK THAT WILL RESULT IN A C-2 CASREP IF DEFERRED)
(5) (ALL OTHER WORK)
B. DESCRIPTION OF REPAIRS REQUESTED:
(1) EQUIPMENT/SYSTEM
(2) REPAIRS REQUESTED
(3) EIC
(4) JCN
(5) REPAIR BEYOND SF/FMA CAPABILITIES: (EXPLAIN IF NOT OBVIOUS)
2. MISSION CAPABILITY DEGRADED: (EXPLAIN)
3. ADDITIONAL INFORMATION AS NECESSARY.//
BT

**NOTE: ENSURE MESSAGES ARE PER CURRENT MESSAGE FORMAT AND
CURRENT PLAD IS UTILIZED.**

APPENDIX I
MINIMUM DOCK TRIALS REQUIREMENTS
(SURFACE FORCE SHIPS AND AIRCRAFT CARRIERS)

REQUIREMENT	AIRCRAFT CARRIERS	SURFACE FORCE SHIPS
1. Check all Telephone, Announcing and Interior Communications circuits between all stations.	X	X
2. Test all alarms, i.e., General Quarters, Collision, etc.	X	X
3. Check all operational status readout interior communications circuits.	X	X
4. Test whistle.	X	X
5. Check adequacy of interior lighting and emergency lighting.	X	X
6. Operate all hydraulic systems using each installed pump.	X	X
7. Test operation of all radio transmitters and receivers using all antennas.	X	X
8. Operate all radar equipment.	X	X
9. Operate all sonar equipment.	X	X
10. Take and plot fixes using all navigation equipment and each antenna.	X	X
11. Test operation of trim, ballast control and list control system and pump (from all operating locations) per local instructions.	X	X
12. Test operation of portable submersible pump from each installed outlet.	X	X
13. Test engine order telegraphs.	X	X
14. Test magazine and pyro flooding systems.	X	X
15. Operate each lube oil system, including pumps, controllers, purifiers and indicators.	X	X
16. Energize the Navigation System and gyrocompass; determine that they settle out; take azimuth; check all repeaters.	X	X
17. Check potable water system, have water samples analyzed.	X	X
18. Test capstans and winches.	X	X
19. Operate steering system in all modes. Test normal and emergency rudder angle indicators.	X	X
20. BLANK		

REQUIREMENT	AIRCRAFT CARRIERS	SURFACE FORCE SHIPS
21. Test Automatic Bus Transfer devices.	X	X
22. Operate each watertight door and hatch.	X	X
23. Check operation of escape hatches and scuttle fittings.	X	X
24. Check navigation and running lights for brightness and proper lenses (to be done at night). Includes Flight Deck lighting. (if applicable)	X	X
25. Check air conditioning, chill water, ventilation, and heating systems.	X	X
26. Test underwater log and dummy log if water depth permits.	X	X
27. Check operation of all 400 cycle generating equipment.	X	X
28. Check all galley, messing, and ship's service equipment.	X	X
29. Check fathometer.	X	X
30. Check that mooring lines are doubled and taut and that camels are secured to the pier not the ship.	X	X
31. Check bilge flooding alarm.	X	X
32. Check all High Pressure and Low Pressure air systems and components.	X	X
33. Operate distilling units.	X	X
34. Check anchor windlass and brake operation.	X	X
35. Check atmosphere monitoring equipment, both installed and portable.	X	
36. If possible, operate Secondary Propulsion Motor(s) (SPM), auxiliary propulsion units and thrusters.		X
37. Operate the emergency diesel generator(s).	X	X
38. Engage and disengage propulsion shaft clutch(es).	X	X
39. Test Main Engines; Nuclear Powered ships jack main engines.	X	X
40. Check all TV monitoring systems.	X	X
41. Check small arms lockers and security devices.	X	X
42. Operate all Identification Friend or Foe (IFF) Equipment.	X	X
43. Check degaussing equipment.	X	X
44. Check hangar bay doors.	X	X

REQUIREMENT	AIRCRAFT CARRIERS	SURFACE FORCE SHIPS
45. Inventory and check all damage control equipment.	X	X
46. Inspect and operate oxygen and nitrogen systems.	X	
47. Check out all Tank Level Indicating systems.	X	X
48. Check out Flight Deck communications. (if applicable)	X	X
49. Check meteorological equipment.	X	X
50. Check graphics preparation and display equipment.	X	X
51. Check weapon systems. Check to include loading of dummy missile at each launch station, transmission of fire control signals and operation of launchers in all modes.	X	X
52. Operate all electrical and mechanical medical equipment.	X	X
53. Inspect all compartments for proper stowage and cleanliness and operability of equipment.	X	X
54. Test operation of all data processing equipment.	X	X
55. Test and inspect jet blast deflectors.	X	X
56. Test and inspect JP-5 fuel systems.	X	X
57. Test and inspect all aircraft starting, handling and launching equipment including catapults.	X	X
58. Test and inspect aircraft landing equipment including land signal officer equipment, arresting gear, barricades, as applicable.	X	X
59. Operate all Refueling at Sea equipment.	X	X
60. Check bridge window wiper system.	X	X
61. Operate all accommodation ladders.	X	X
62. Operate all conveyors.	X	X
63. Launch and raise motor whaleboat.	X	X
64. Operate all Boats.	X	X
65. Test and inspect Lifeboat and Life Raft stowage and launch equipment.	X	X
66. Test and inspect all elevators in all modes of operation.	X	X
67. Test and inspect all firefighting systems.	X	X
68. Test and inspect refrigeration system.	X	X
69. Test and inspect all sea water cooling systems.	X	X

REQUIREMENT	AIRCRAFT CARRIERS	SURFACE FORCE SHIPS
70. Operate stern gate doors.		X
71. Operate cranes.	X	X
72. Operate all ship's service generators.	X	X
73. Check all photographic processing and recording equipment.	X	X

APPENDIX J
MINIMUM FAST CRUISE REQUIREMENTS
(SURFACE FORCE SHIPS AND AIRCRAFT CARRIERS)

REQUIREMENT	AIRCRAFT CARRIERS	SURFACE FORCE SHIPS
1. Make all preparations for getting underway.	X	X
2. Station the maneuvering watch and sea and anchor detail.	X	X
3. Station the normal underway watch (section watches).	X	X
4. Simulate getting underway and return to port. (Day and Night)	X	X
5. Walk through all major Sea Trial evolutions.	X	X
6. Exercise the reduced visibility detail.	X	X
7. Spot check storage and availability of spare parts and tools. Verify adequacy of stores and provisions.	X	X
8. Conduct the following emergency drills:		
a. Fire	X	X
b. Flooding	X	X
c. Abandon Ship	X	X
d. Man Overboard	X	X
e. Loss of AC Power	X	X
f. Loss of Air Conditioning and ACW	X	X
g. Loss of Lighting	X	X
h. Loss of Interior Communications	X	X
i. Steering Casualty	X	X
j. Engine Casualty Control	X	X
9. Set General Quarters. Exercise the crew at battle stations.	X	X
10. Conduct communication and Electronic Counter Measures (ECM) drills.	X	X
11. Anchor (walk-through).	X	X
12. Exercise damage control party with emergency and damage control equipment during conduct of item 12.	X	X
13. Perform the minimum Fast Cruise requirements for nuclear propulsion plants contained in reference (t).	X	
14. Operate air conditioning plants to demonstrate ability to carry the maximum existing ships air conditioning load or 100% capacity.	X	X

REQUIREMENT	AIRCRAFT CARRIERS	SURFACE FORCE SHIPS
15. Operate fresh water and seawater heat exchangers at sufficient load to demonstrate proper operation.	X	X
16. Simulate underway conditions, performing all evolutions and operating equipment normally.	X	X
17. Simulate boat transfer at sea.	X	X
18. Conduct competitive and non-competitive drills and exercises such as aircraft tracking, and aircraft control.	X	X
19. Man Towing, Salvage and Fueling Stations.	X	X
20. Set Flight Quarters as applicable.	X	X
21. Check all interior communications circuits.	X	X

APPENDIX K**MINIMUM TESTS TO BE PERFORMED DURING SEA TRIALS****(SURFACE FORCE SHIPS AND AIRCRAFT CARRIERS)****I. RESPONSIBILITIES** (reference (an), Chapter 094).

The Ship's Force or Ship Trial Coordinator is responsible for:

1. The scheduling of the various trials and for conducting tests during trials while underway. A schedule of equipment tests should be available so all personnel are prepared for the evolutions.
2. Equipment operation during testing and for conducting the trials **per** reference (w) and TYCOM directives.
3. Verifying necessary trial documentation and technical data is on board.
4. Review of Personnel Qualification Standard (PQS) programs to identify new equipment and systems requiring PQS coverage, to implement PQS standards for new personnel, and to determine required watch station qualification in preparation for propulsion plant light-off and Sea Trials.
5. Providing a Sea Trial watch organization to accomplish the trial agenda.
6. Preparing and providing fire and abandon ship bills and holding emergency underway drills (can be completed and certified as part of Dock Trials or Fast Cruise).

II. PREPARATION FOR SEA TRIALS (reference (an), Chapter 094c).

Prior to Sea Trials, every reasonable effort **must** be made to complete all prerequisites:

1. Dockside tests **must** be satisfactorily completed and all safety requirements met. Incomplete non-safety items **must** be documented, including plans for timely resolution and completion. Should it be impractical to conduct any of these prerequisite tests dockside, the Naval Supervisory Authority (NSA) may permit the test to be conducted while underway.
2. All equipment, furniture and systems necessary to the conduct of the trials **must** be installed and in operating condition. All labeling, painting, sheathing, insulation and deck covering **must** be completed.
3. An inclining experiment, if required, **must** be performed and the results certified in writing to the NSA that the ship meets stability requirements and is safe for sea.
4. All temporary rigging and equipment, except that necessary for collection of Sea Trial test data, and all debris **must** be removed from the ship.
5. Painting that will not be dry at time of trials **must** be avoided.
6. Messing, sanitary and berthing facilities **must** be operational and available for use during Sea Trials.
7. The ship **must** be prepared for possible emergencies at sea. The NSA **must** certify in writing that equipment or systems listed that have been installed, overhauled or

disturbed during the overhaul have been restored to their normal operating status. The minimum readiness includes:

- a. Power boats to be utilized in an emergency **must** be fully operational, fitted-out and provisioned as prescribed by reference (ao).
- b. All davits **must** be operational.
- c. Air inflatable lifeboats **must** be onboard and properly installed and within PMS certification requirements.
- d. Emergency radios **must** be onboard and operable.
- e. Life rings and float lights **must** be rigged in stowage brackets.
- f. Life jackets for all personnel embarked plus 5 percent spares **must** be onboard and distributed in readily accessible areas.
- g. Adequate first aid kits and emergency medical equipment **must** be onboard.
- h. Firefighting and damage control equipment **must** be returned to the ship (if removed), verified to be fully operational **and** ready for use and properly stowed.
- i. All navigation devices and equipment **must** be tested to ensure proper operation.
- j. Work on all compartments whose water tight integrity is essential to the safety of the ship **must** be completed and, where authorized, satisfactorily tested.

III. PRIOR TO GETTING UNDERWAY.

1. Prior to Sea Trials following extended in-port or lay-up time, the following preliminary inspections should be conducted (reference (w), section 1.3.2):
 - a. Inspect the underwater sea chests.
 - b. Clean the sea chests of marine growth and debris if required.
 - c. Inspect underwater hull for foreign material or objects.
 - d. Inspect and clean as necessary condenser sea water sides.

NOTE: CVNS IN JAPAN HAVE THEIR HULLS INSPECTED PER QUARTERLY REQUIREMENTS SET BY NAVSEA.

- e. Ensure correct hoses for blowing sea chests are available on board and can be made up to hose connections provided for this purpose.
- f. Establish operability of each item of machinery to be used during the trial.
 - (1) Test equipment to validate minimal equipment available to conduct operations **per** technical specifications.
 - (2) Specific emphasis should be placed on fire pumps, anchor equipment and steering systems.

2. Ensure instrumentation to be used for obtaining trial data is properly installed, calibrated and certified.
 - a. The NSA **must** determine, in conjunction with the Commanding Officer, any special instrumentation required such as flow meters, torsion meters and calorimeters. Government Loaned Equipment may be made available with NAVSEA approval. The NSA will ensure the installation of any other temporary test instrumentation and equipment necessary for the trials except as otherwise stated herein or as indicated on the list of Government Furnished Equipment.
 - b. Unless otherwise specified, the NSA **must** ensure the installation of all temporary instrumentation and equipment regardless of who furnished it. All temporary instrumentation and equipment **must** be removed from the ship by the NSA upon conclusion of the trial. It **must** be the NSA's responsibility to maintain Government Loaned Equipment in proper working order. The NSA **must** calibrate, test and otherwise ensure both temporary and permanent instrumentation utilized to collect data for trials is reliable. Government furnished flow meters on loan from NSWCPD will be calibrated by NSWCPD.
 - c. Verify proper installation, adjustment and operability of torsion meter, if installed (reference (w), section 1.4.1.f).
 - d. Care **must** be taken that proper draft and trim of the ship are maintained throughout the duration of the trial (reference (w), section 1.4.1.g).
 - (1) Firefighting systems **must** be completely installed, tested and placed in operating condition before the ship is fueled.
 - (2) Fuel ship and adjust draft and trim to attain trial requirements.
 - e. Prior to departure, check all communications equipment, including radio, interior communications circuits, telephones and special signal circuits that may be used during the trial.
 - f. Zero set EM log.
 - g. Settle Navigation System and gyrocompass.
 - h. Test arresting gear systems, including barricade (as applicable).
 - i. Test Visual Landing Aid systems (as applicable).
 - j. Conduct static JP-5 System Certification. Test Control Console functions and conduct system stripping, transferring and purifying operations, as necessary, in preparation for underway systems dynamic operations.

IV. UNDERWAY ENGINEERING AND OTHER MAJOR TESTS.

1. The following systems **must** be tested to the extent authorized in the NSA's Work Package and test procedures identified in the trial agenda and be in an operating condition at the time of Sea Trial (reference (an), Chapter 094c). Table 1

summarizes general items. Procedural precedence is current PMS, equipment technical manuals and NAVSEA technical manuals procedures:

- a. Newly installed, modified or overhauled ventilating, heating and air conditioning systems.
 - b. Newly installed, modified or overhauled firefighting systems and damage control equipment.
 - c. Newly installed, modified or overhauled alarms and safety devices.
 - (1) All alarm systems **must** be operative.
 - (2) Gages and safety devices **must** be checked and all final adjustments completed **per** technical specifications.
 - (3) SSTG Resistance Temperature Element settings may be made according to reference (ap), Table 231-3-2 during dockside testing at 0 to 100 percent load or during Sea Trials, whichever gives the highest temperature reading (reference (p), section 3.10.3.4.1-.3).
 - d. Newly installed, modified or overhauled interior communication systems.
 - e. Newly installed, modified or overhauled radio and navigation systems.
2. Propulsion systems.
- a. Particular attention **must** be paid to boiler water treatment levels during Dock and Sea Trials. Additional tests of water chemistry and increased bottom blowdown frequency **must** be planned (reference (aq), section 2.4.12).
 - b. A full power run **must** be scheduled following each regular maintenance availability to ascertain the propulsion plant is capable of full power operation. The following general rules **must** be observed during all full power trials and during other machinery trials to which they may be applicable, consistent with conditions imposed (reference (w), section 1.4.1.e):
 - (1) In diesel powered ships not required to be fitted with torsion meters, brake horsepower developed by the main propulsion engines may be closely approximated by careful observations of fuel injection rack positions and compared with data taken during shop tests, where output has been previously measured directly on a dynamometer, or equivalent.
 - (2) Fuel used for the trials should be comparable to that used during shop tests.
 - (3) Average power developed by diesel-electric plants may be computed from kilowatt output from each propulsion generator set. Such observations **must** be taken at intervals of not greater than 15 minutes for the duration of the run.

- (4) In ships required to be fitted with torsion meters, readings of torque and rpm should be taken at sufficiently frequent intervals to produce an essentially continuous record. The record should be averaged at 15-minute intervals, for the duration of the run.
3. Main lube oil systems: Post-availability Sea Trial operations will normally jar and vibrate the lube oil system enough to break loose foreign material hidden in the system, even after flushing. To contain this foreign material, muslin or nylon bags **must** be kept in the lube oil strainers from initial operation through final Sea Trials (reference (ap), section 3.10.3.4.3). Filter bags and disposable filters **must** remain in propulsion machinery lubricating oil systems until Sea Trials are completed, except where 25 or 40-micron filter elements are required for the propulsion lubricating oil system, remove the disposable filter elements and install the applicable cleanable filter elements upon completion of Sea Trials (reference (ar), section 3.7.3.5.2).
4. Reduction gear systems for new and overhauled gears: At the first Sea Trial, determine proper tooth contact of main pinions and gears and conduct operational tests. After trials, in addition to inspections that may be directed by the proper authority, remove the inspection plates and examine the tooth contact and the condition of the teeth to note changes that occurred during the trial (reference (as), section 5.3.9).
5. Turbine casing joints: Experience has shown when new bolting is installed, particularly steam chest bolting exposed to temperatures above 900°F, the bolting **must** be rechecked and retightened after initial dockside steaming and again after Sea Trials following the overhaul (reference (ap), section 8.7.6).
6. Turbine bearing Resistance Temperature Element Settings: Make the initial settings before initially operating the bearing. Make the final settings before the Inspection Survey (INSURV) Trial or final Post Overhaul Trial if an INSURV Trial is not run. Base these settings on the highest values observed from the ship Sea Trials or shipbuilder test form data taken during all previous trials (reference (ap), section 3.10.3.4.2).
7. Propulsion demonstrations (reference (an), Chapter 200f).
 - a. Runs ahead at various power levels, using all main propulsion unit combinations, including cruising speed and maximum full-power ahead.
 - b. Runs astern, using all main propulsion unit combinations, including maximum full-power astern.
 - c. For Builder's Sea Trials only: Emergency reversals and crash stops, including maximum design full-power ahead to maximum design full power astern and vice versa.
 - d. Maximum speed steering gear tests ahead, limited speed steering tests astern and such other ship maneuvering tests as the specifications may require.
 - e. Twenty percent boiler overload test on one boiler (as applicable).

- f. Boiler flexibility tests (as applicable).
 - g. Locked-shaft tests (as applicable).
8. Anchor gear demonstration (including towing winch demonstration, if installed) (reference (at), section 3.8.1).
- a. Complete all inspections, repairs and adjustments prior to conducting drop tests.
 - b. Conduct drop tests by or under the direction of experienced personnel from the repair activity.
 - c. Conduct drop test **following** the test agenda based on type of repairs conducted. Do not allow more than 15 fathoms (90 ft) of chain to run free without stopping. Observe the 65 fathom (390 ft) maximum depth for the drop test.

NOTE: 65 FATHOM DROP TEST IS ONLY REQUIRED FOR NEW INSTALLATIONS AND TYPICALLY CONDUCTED AT ORIGINAL SHIP DELIVERY BUILDERS'S SEA TRIALS.

- d. Conduct anchor retrieval rate test to determine adequacy of power units.
9. Distilling plant test: Conduct twenty-four-hour production capacity check. A shorter test period is permissible with concurrence of the NSA and so indicated in the trials agenda (reference (au), section 7.7.6.3.5).
10. Steering gears: Ensure limits are determined (or have been determined) during current or previous Sea Trials and are posted on the ship control console and in the steering gear room (reference (au), section 2.2.3).
- a. Reference (av), Table 562-2-1 lists the astern limits for several (but not all) ship classes and may be used as a reference. Any limits posted on the ship control console or in the steering gear room **must** be strictly followed.
 - b. Conduct an analysis of the hydraulic fluid contamination by a naval test facility as required **per** PMS or whenever one of the following conditions exists:
 - (1) Immediately before the first Sea Trials following a maintenance availability.
 - (2) Immediately after Sea Trials following a maintenance availability.
11. Auxiliary propulsion units **or** Thruster engines: Conduct testing **following** the trial agenda based on scope of repairs conducted **per** the NSA's contract specifications (reference (w), section 1.4).
12. Electrical ship service generating and distribution system: Conduct testing **following** the trial agenda based on scope of repairs conducted **per** the NSA's contract specifications (reference (w), section 1.4).

13. Surface ship stabilizing devices: Conduct testing **following** the trial agenda based on scope of repairs conducted **per** the NSA's contract specifications (reference (aw), section 7.9.4.4).
 - a. Conduct an analysis of the hydraulic fluid contamination by a naval test facility as required **per** PMS or whenever one of the following conditions exists:
 - (1) Immediately before the first Sea Trials following a maintenance availability.
 - (2) Immediately after Sea Trials following a maintenance availability.
 14. Washdown countermeasures and miscellaneous topside demonstrations: Conduct testing **following** the trial agenda based on scope of repairs conducted **per** the NSA's contract specifications (reference (w), section 1.4).
 15. Ballast or deballast ship (when applicable): Conduct testing **following** the trial agenda based on scope of repairs conducted **per** the NSA's contract specifications (reference (w), section 1.4).
 16. Sonar, radar and navigation system demonstrations. Conduct testing **following** the trial agenda based on scope of repairs conducted **per** the NSA's contract specifications.
 17. Underway replenishment demonstrations: Conduct testing (including special winch tests, as applicable) **following** the trial agenda based on scope of repairs conducted **per** the NSA's contract specifications.
 18. Other demonstrations and tests: Conduct testing **following** the trial agenda based on scope of repairs conducted **per** the NSA's contract specifications. Consideration should also be given to the equipment repaired or overhauled by Ship's Force and subsequent testing is required to validate operability. These items may be tested or demonstrated during Sea Trials providing:
 - a. Such tests do not significantly extend the duration of Sea Trials.
 - b. Such tests are within the capability of Ship's Force.
 - c. Such tests have a prescribed PMS MRC procedure or an equivalent procedure provided by Ship's Force or in service engineering agent which has technical authority concurrence.
- V. AIRCRAFT OPERATIONS (IF APPLICABLE).
1. Certify Aircraft Launch and Recovery Equipment (as required).
 2. Conduct flight deck certification (as applicable) **per** applicable TYCOM instructions (reference (ax)).

TABLE 1.
UNDERWAY TESTS

	Light off distilling plants and conduct 24 hour capacity test
	Test fathometer
	Test Countermeasure Washdown system
	Test navigation radar comparing fixes with visual fixes
	Test Electronic Warfare Support Measures and Identification Friend or Foe
	Conduct infrared communications device checks (Nancy lights)
	Test firefighting systems, to include Flight Deck and Hangar Bay for aviation capable units
	Test aircraft support systems
	Test steering systems in all modes ahead and astern at optimum design speed for the steering systems per ship steering technical manuals or ship information book
	Operationally test JP-5 system and components as required for JP-5 System Certification
	Warm up catapults and shoot no loads
	Operate emergency diesel generators carrying ship's load
	Run in shaft seals shifting to forward and after seals
	Test all Aircraft Control and Tracking functions
	Test air conditioning, ventilation and refrigeration systems
	Demonstrate Prairie and Masker Air operation
	Demonstrate Darken Ship
	Operate both forward and after Oxygen-Nitrogen plants
	Test Jet Blast Deflector cooling water systems

NOTE: IF THESE TESTS WERE PERFORMED AND CERTIFIED BY THE INDUSTRIAL ACTIVITY WITHIN TWO (2) MONTHS OF SEA TRIALS AND THE TEST RESULTS WERE SATISFACTORY, THE ITEM MAY BE REDUCED IN SCOPE OR OMITTED.

APPENDIX L
MINIMUM DOCK TRIALS REQUIREMENTS
(SUBMARINES ONLY)

1. Dock Trials. Ship's Force Dock Trials provide the opportunity to test and check out systems, components and portable equipment prior to the Fast Cruise training period simulating underway conditions. Although normally a period of one day is assigned for integrated Ship's Force Dock Trials, tests and evolutions performed in the one to two weeks prior to the Dock Trial date may be accepted by the CO as fulfilling the requirements of this paragraph. The purpose of Dock Trials is to afford the ship an opportunity to demonstrate that major systems and equipment is in fact ready to support Sea Trials. It is expected that individual equipment will have been satisfactorily tested prior to commencement of the integrated operational tests afforded by Ship's Force Dock Trials.

1.1 Supervising Authority. The industrial activity may desire to conduct "machinery checkouts" or system checks prior to the Ship's Force Dock Trials in order to test the propulsion plant or other ship's systems. In order to support these evolutions, close liaison between the ship's CO and the industrial activity will be required. For these evolutions, completion of repairs or modifications to all ship's systems are not required except for those systems which directly support the proposed tests.

1.2 Scheduling of Tests. The scheduling of Ship's Force Dock Trials is flexible. Ship's Force Dock Trials may be scheduled by mutual agreement between the ship and the supervising authority but must take place prior to certification of crew and material readiness with adequate time allowed for collection of deficiencies discovered during the Ship's Force Dock Trials. Preparation of the agenda and schedule for the Dock Trials is the CO's responsibility.

1.3 Extent of Trials. Ship's Force Dock Trials are conducted by the Ship's Force and are normally unhampered by repair work. This applies to the entire ship not just the propulsion plant. The trials may be witnessed by the industrial activity.

1.3.1 Tests. The term "test" **must** include, where applicable:

- a. The review and use of a procedure for correct line-up, starting, operation and securing of systems or equipment.
- b. Rigging, connecting and using all hoses, fittings and devices required for the test evolution.
- c. Operation of systems in all modes, such as emergency, hand, override, cross-connected, normal, local, etc.
- d. Checking all electrical and mechanical, local and remote indicators for proper readings.
- e. Testing communications between normal control station and other locations involved in operating the system or performing the evolution.
- f. Calibration and adjustment of equipment, systems and devices where required.
- g. Inventory consumables, fittings, devices and portable test equipment to ensure that sufficient amounts are on board for proper operation throughout the trials.

1.3.2 Specific Test Areas. There are specific tests which relate to both systems and ship safety which must be conducted in preparation for Sea Trials.

- a. The following are specific alongside tests which **must** be conducted during Dock Trials:
- (1) Check the sound powered phone system between all stations.
 - (2) Check the announcing system between all stations.
 - (3) Test collision alarm and diving alarm.
 - (4) Test general alarm.
 - (5) Test each light on Ballast Control Panel (BCP).
 - (6) Test whistle.
 - (7) Check emergency lights.
 - (8) Operate all hydraulic plants using each installed pump.
 - (9) Conduct a complete air charge using only ship's compressors.
 - (10) Conduct a normal battery charge using ship's motor generator on shore power.
 - (11) Conduct low pressure blow of all Main Ballast Tanks (MBT). Thereafter conduct the dockside portions of URO 022 (remote static blow and local static blow).
 - (12) Fill sanitary tanks, then blow **or** pump them.
 - (13) Operate each main vent in hand and power. Following operation, with valves shut, conduct a controlled removal of MBT vent covers, one at a time, to check MBT vents for leaks.
 - (14) Operate the outboard induction in hand and power.
 - (15) Operate the diesel engine exhaust valve in hand and power.
 - (16) Operate inboard induction valve.
 - (17) Raise, train and lower periscopes, snorkel, radar and antenna masts and fairings as applicable.
 - (18) Test operation of radio transmitters and receivers on all antennas.
 - (19) Operate all sonar and radar equipment at rated conditions.
 - (20) Take and plot Global Positioning System fixes using each antenna.
 - (21) Test operation of drain pump using each bilge suction.
 - (22) Test operation of trim system and pump by pumping to and from each tank and by pumping to and from sea (if applicable).
 - (23) Review and enter the diving trim calculation provided by the shipyard Naval Architects (or equivalent).
 - (24) Test operation of portable submersible pump from each installed outlet.

- (25) Fire inboard slugs from torpedo room.
- (26) Fire inboard slugs from weapons launch console.
- (27) Test magazine flooding system.
- (28) Operate each lube oil system including pumps, controllers, purifiers and indicators.
- (29) Energize the Navigation System and gyrocompasses; determine that they settle out and take an azimuth; check all repeaters.
- (30) Check fresh water system, have water samples analyzed.
- (31) Test the capstans.
- (32) Test bow plane rigging (where applicable).
- (33) Test bow **or** sail and stern plane tilting in hand, normal power and emergency. Test normal and emergency plane angle indicators.
- (34) Test rudder in hand, normal and emergency power. Test normal and emergency rudder angle indicators.
- (35) Check alignment of periscopes, TBTs and all bearing and range repeaters.
- (36) Test the engine order telegraphs.
- (37) Test Automatic Bus Transfer Devices.
- (38) Operate each watertight door and hatch, each bulkhead flapper and each intercompartment air salvage valve.
- (39) Check operation of escape hatch fittings.
- (40) Operate signal ejectors by impulse and hand using dummy signal. Fire water slugs from all launchers, both locally and remotely.
- (41) Turn on and check running lights for brightness and proper lenses (to be done at night).
- (42) Check freon air conditioning system.
- (43) Check underwater log.
- (44) Check 400 Hz MG sets.
- (45) Check out galley equipment.
- (46) Check fathometer.
- (47) Check bilge flooding alarms.
- (48) Check dummy log.
- (49) Check ship service air system.
- (50) Check out vapor compressor distilling units.
- (51) Check anchor windlass and brake operation.

- (52) Check battery water system. (NA for SVRLA-equipped ships)
- (53) Check out atmosphere monitoring equipment, both installed and portable.
- (54) Operate oxygen generator, CO₂ scrubbers, CO burners and emergency air breathing system.
- (55) If possible, lower, train, operate and raise the SPM.
- (56) Ensure that all required PMS to ship depth detectors is complete.
- (57) Verify that the PMS for this diesel engine high vacuum cutout is current.
- (58) Check main propulsion. (Should be done during the propulsion plant test program)
- (59) Ensure seven-day supply of oxygen onboard, test operate the Electrolytic Oxygen Generator(s) (EOG)

APPENDIX M
MINIMUM FAST CRUISE REQUIREMENTS
(SUBMARINES ONLY)

1. Fast Cruise Requirements. Asterisk items are the minimum requirements for an industrial activity availability of less than six months duration. All listed items are the minimum requirements for an industrial activity availability of greater than six months duration.

a. All Ships (as applicable):

- * (1) Station the maneuvering watch and check each system and piece of equipment for proper operation. (For availability less than six months duration, system **and** equipment checks are **not** required).
- * (2) Station the normal underway watch (section watches).
- (3) Simulate getting underway and return to port (day and night).
- * (4) Walk through all major Sea Trial evolutions, including cycling of hull and back-up valves to be tested during the deep dive.
- * (5) Exercise the reduced visibility detail.
- * (6) Emergency ventilate a compartment.
- (7) Spot check storage and availability of spare parts and tools. Verify adequacy of stores and provisions.
- * (8) Rig for dive and rig for surface.
- * (9) Simulate diving and surfacing.
- * (10) Rig for deep submergence.
- (11) Rig for various quiet conditions.
- (12) Drill at loss of power to various circuits including lighting, communications, 400 Hz power, etc.
- (13) Battery charge - Normal or equalizer as required. (NA for SVRLA-equipped ships)
- * (14) Conduct the following emergency drills:
 - * (a) Fire.
 - * (b) Collision.
 - * (c) Flooding.
 - * (d) Toxic Gas.
 - (e) Abandon Ship.
 - * (f) Man Overboard.
 - (g) Submarine Escape.
 - (h) Loss of AC Power.

- (i) Emergency Ventilation.
 - (j) Loss of Air Conditioning.
 - (k) Loss of Lighting.
 - (l) Loss of Interior Communications.
- (15) Exercise the crew at battle stations.
 - (16) Conduct communications and ESM drills.
 - *(17) Conduct an air charge to all air banks. (For availabilities less than six months duration “Conduct an air charge”).
 - *(18) Bleed oxygen and ventilate ship. Ensure a seven day supply of oxygen is onboard and EOG(s) **or** Integrated Low Pressure Electrolyzer are fully operational. Ships without EOG(s) may provide a seven day supply of oxygen in O2 candle form and have oxygen banks inerted until after availability completion.
 - (19) Simulate anchoring.
 - (20) Operate atmosphere control equipment and take air samples.
 - *(21) Check out all interior communications circuits, including battle telephones.
 - (22) Simulate submerged patrol, performing all evolutions and operating equipment normally used.
 - *(23) Operate freshwater **and** seawater heat exchangers at sufficient load to verify proper operation (not fouled with marine growth).
 - (24) Submarines **must** meet all requirements of reference (t), Appendix D, Part 3.
- b. Additional requirements for SSBN **and** SSGNs. SSBN **and** SSGNs **must** conduct exercises in casualties to missile tube breather valves which would result in:
- (1) Flooding.
 - (2) Introducing toxic gases into the missile compartment from gas generators.

APPENDIX N**MINIMUM SEA TRIALS REQUIREMENTS FOR CHIEF OF NAVAL OPERATIONS
AVAILABILITIES LESS THAN SIX MONTHS DURATION****(SUBMARINES ONLY)**

1 Sea Trial Agenda. This Appendix delineates the minimum requirements incident to Sea Trials following a Chief of Naval Operations availability of less than six months duration. Additional events listed in Appendix O, Minimum Sea Trials Requirements for Chief of Naval Operations Availabilities Greater Than Six Months Duration (Submarines only), may be included by the shipyard based on the scope of the work accomplished or as desired by the CO.

2 Sea Trial Policy. The following policies apply to conduct of trials and tests associated with industrial activity availabilities, NAVSEA or Naval Surface Warfare Center, Carderock Division sponsored Trials **and** Tests or any other situation where the ship is requested to conduct trials or tests:

- a. No test or trial event **must** be conducted that requires crew intervention to avoid exceeding normal operating limits. Trial agendas will be based on the expectation that the ship will remain within normal operating limits of the SOE and at angles less than 30 degrees.
- b. The trial director(s) must be prepared to project whether the next event might exceed normal operating limits based on the empirical results of the previous event. A run that is predicted to exceed normal operating limits should be deleted along with the more demanding runs of that sequence.
- c. Any run which will result in exceeding normal operating limits of the SOE or 30 degree angles but which is essential to provide adequate test data must be specifically approved by the TYCOM. The test **and** trial sponsor will obtain this permission.
- d. A violation of the SOE limit or exceeding a 30 degree angle, not previously approved, should be reported by unit SITREP. The TYCOM will resolve the situation.
- e. Specific written approval by the TYCOM is not required to operate outside the upper limits of the SOE (i.e., shallow and fast) while conducting the following operations during Sea Trials or tests **following** an agenda approved by the ISIC, NAVSEA or higher authority:
 - (1) Conducting full power runs or cavitation curves.
 - (2) NAVSEA sponsored acoustic trials **following** Naval Surface Warfare Center, Carderock Division acoustic trial agenda.
- f. In cases where troubleshooting is required, it must meet the following criteria or a formally approved change to the agenda is mandatory.
 - (1) The troubleshooting does not violate any policy listed in paragraphs 2.a. through 2.e. of this Appendix or any other requirement of the trials agenda.
 - (2) The troubleshooting will not result in the ship being in a certain condition before that condition is reached during the normal testing sequence. For example, troubleshooting requiring the ship to be deeper than 200 feet cannot

be done until after the deep dive. Likewise, troubleshooting requiring large angles or turn rates cannot be done until after the completion of the steering and diving operational tests and the large angle tests.

- g. Each person involved in Sea Trials should be allowed to obtain a minimum of six hours of continuous, uninterrupted sleep during any 24-hour period.

3. Test Phasing. The Sea Trials should be scheduled and phased to support actions enroute to the test dive area, in the test dive area, prior to the deep dive, etc., subject to the amplifying notes.

- a. The following tests and evolutions **must** be carried out on the surface enroute to the test dive area and prior to the initial tightness dive:
- (1) Underway. Rig for dive.
 - (2) Ship's Force instruct Sea Trials riders on the proper use of Emergency Air Breathing System.
 - (3) At slow speed, conduct operational test of rudder in all modes (local and remote) **per** applicable class operating procedures.
 - (4) Navigation system check. Take fixes by all means available and compare.
 - (5) Test underwater log(s) using the base course **or** reciprocal course method (i.e., inertial reference method) or other approved functional procedures to determine accuracy.
 - (6) Test accuracy of all bearing transmitters and indicators. Compare sonar, visual and radar bearings.
 - (7) Check operation of all radars. Demonstrate accuracy by conducting simultaneous radar and visual plot.
 - (8) Inspect stern tube packing gland, seals and circulating water flow for excessive heating, leakage and audible noise.
 - (9) Test fathometer(s) and compare with charted soundings.
 - (10) Run ahead at maximum allowable surface speed long enough for temperatures to reach a stable value. After readings have stabilized, at maximum allowable surface speed, operate the rudder through full throw in each direction, in all remote modes of operation.
 - (11) Ahead, at maximum allowable surface speed, to back emergency. For SSBN **and** SSGN 726 Class only - Answer ahead standard. Once ship speed has stabilized, perform back emergency for 5 minutes.
 - (12) Run astern up to a back full bell. Full power run astern to be within the main engine limits of the applicable Steam and Electric Plant Manual. For SSBN **and** SSGN 726 Class only - Run astern up to a back full bell for 5 minutes, followed by 60 SRPM for 5 minutes. (See Note 1.)
 - (13) Check operation and accuracy of ship's gyro compass.

- (14) Rendezvous with escort, if an escort is required. Conduct radio and sonar communications checks (See Note 2).
 - (15) Rig out bow planes, if applicable. Test bow, fairwater and stern planes in all modes.
 - (16) Flood variable tanks to computed compensation less a safety factor.
 - (17) Operate trim and drain pumps.
 - (18) Test variable ballast system for proper operation.
 - (19) Perform both a low pressure blow and an EMBT blow for as long as necessary to verify system operability. A static blow **must** not be used to test the EMBT blow system. For SSN 23 only: Additionally, perform an MBT 6 normal blow from the BCP for a minimum duration of 2 seconds to verify that air flows into MBT 6 as indicated by a reduction in air bank pressure. For SSBN **and** SSGN 726 Class submarines only: Additionally, perform a high pressure blow for as long as necessary to verify system operability.
 - (20) Check that initial EMBT Blow system actuating air pressure and air bank pressure is within +0 PSIG, -200 PSIG of nominal operating air pressure.
 - (21) Ensure all MBT blow systems are in a normal line up configuration.
 - (22) Additional requirements may be imposed at the discretion of the CO.
- b. The following tests and evolutions **must** be carried out immediately prior to or during the initial tightness dive:
- (1) Obtain navigational fix and take sounding. Maximum depth of water is 400 feet as specified in reference (u).
 - (2) Rig ship for deep submergence. Line up propulsion plant for maximum reliability. All systems **must** be in the maximum secure condition with unnecessary sea systems isolated (See Note 3).
 - (3) Station additional personnel throughout the ship to inspect for leaks.
 - (4) Transmit commencing initial tightness dive message. Submerge the ship per the Ship Systems Manual Operating Procedures. If desired to conduct periscope depth tests, the ship may be submerged to periscope depth.
 - (5) Check operation of ship control systems, including depth indication (See Note 4).
 - (6) When escort is required, communicate with escort on RAC **or** WQC at each depth increment or at 10 minute intervals, whichever is sooner. If communications are lost, return to depth at which communications can be established before continuing (See Note 2).
 - (7) All hands inspect for leaks and report them.
 - (8) Inspect the discharge of all automatic drains in each EMBT Blow quadrant for sea water leakage prior to the first dive when the ballast tanks are flooded (e.g., at periscope depth).

- (9) At periscope depth, operate all masts checking optics and leakage. Observe speed and depth restrictions for masts without violation of the SOE (See Note 5). Event may be performed following initial dive, if sea state prevents operation at periscope depth.
- (10) Test operation of trim and drain system discharging to sea.
- (11) If not at 150 feet for SSN 688 Class submarines (155 feet for SSN 774 Class submarines), (160 feet for SSBN and SSGN 726 and SSN 21 Class submarines), proceed to 150 feet for SSN 688 Class submarines (155 feet for SSN 774 Class submarines), (160 feet for SSBN and SSGN 726 and SSN 21 Class submarines) and obtain SAT 1/3 trim **per** the Ship's Operating Manual. Take readings as required to make a check of ballasting.
- (12) At 200 feet:
 - (a) Adjust trim (See Note 6).
 - (b) Inspect for leaks.
 - (c) Communicate with escort at each depth increment or at 10-minute intervals, whichever is sooner. If communications are lost, return to depth at which communications can be re-established before continuing (See Note 2).
- (13) At 200 feet, **per** reference (ai):
 - (a) Check accuracy of gauges and repeaters (See Note 4).
 - (b) Evaluate signal ejectors or launchers. Conduct operational test of each by hand and impulse methods, as applicable (See Note 7).
 - (c) Check shafting bearings and stern tubes for excessive heating, leakage and noise. Main shaft seals must be tested at each depth specified in reference (ai) testing one seal for 20 minutes, and shifting to the other seal. Test the second seal for 20 minutes or until the boat is ready to go to the next depth, whichever comes first.
 - (d) Cycle rudder and planes through full throw at slow speed to check for binding.
 - (e) Operate all Main and Auxiliary Sea Water hull and back-up valves and those other seawater system valves worked during the availability (using remote closures, as applicable, from flooding control stations) that are required to maintain propulsion and other functions vital to the ship's operation.

NOTE: REQUIRED SYSTEMS ARE LISTED IN PARAGRAPH 4b OF REFERENCE (ai). OBSERVE RESTRICTIONS ON OPERATION OF SYSTEMS LISTED IN PARAGRAPH 4d OF REFERENCE (ai).

- (f) Test operation of trim and drain system discharging to sea.
- (g) Cycle main ballast tank vents hydraulically to check for binding.

- (14) Test the SPM (see Note 13 in Appendix O of this chapter).
 - (15) Additional requirements may be imposed at the discretion of the CO.
- c. The following tests and evolutions **must** be carried out following the initial tightness dive and prior to the deep dive:
- (1) Transmit initial tightness dive complete message (See Note 12).
 - (2) A minimum of six hours of Individual Ship Exercises submerged for crew training.
 - (3) Charge air banks and battery as necessary. The ship may be submerged while charging air banks provided the depth of the ship does not exceed other guidelines in this instruction, or those of the flooding bill or ship's operating procedure.
 - (4) If escort is required, detach escort after initial tightness dive. Escort will then proceed to station for deep dive. Ensure that deep dive rendezvous time and location are clearly established before escort is released. The escort may be retained for additional testing during the transit as described in Appendix P. Transit depths **must** not exceed depth as described in Appendix P.
 - (5) Additional requirements may be imposed at the discretion of the CO.
- d. The following tests and evolutions **must** be carried out immediately prior to or during the deep dive:
- (1) Check that initial EMBT Blow system actuating air pressure and air bank pressure is within +0 PSIG, -200 PSIG of nominal operating air pressure.
 - (2) Verify MBT systems lined up for normal operation.
 - (3) Take sounding. Accurately fix ship's position within the specified dive area **per** reference (u). Transmit the commencing deep dive message.
 - (4) Proceed to normal submergence depth and obtain 1/3 speed trim. Use conservative angles and speed on initial dive.
 - (5) Trim ship to maintain neutral buoyancy (See Note 6).
 - (6) Rig ship for deep submergence. Line up propulsion plant for maximum reliability. All systems **must** be in the maximum secure condition with unnecessary sea systems isolated (See Note 3).
 - (7) Station additional personnel throughout the ship to inspect for leaks.
 - (8) At 400 feet and then in increments of 100 feet descending to one-half the maximum operating depth and every 100 feet or other lesser specified increments thereafter down to the maximum authorized operating depth:
 - (a) Adjust trim (See Note 6).
 - (b) Inspect for leaks.
 - (c) Communicate with escort (if escort required) at each 100-foot depth

increment or at 10 minute intervals, whichever is sooner. If communications are lost, return to a depth at which communications can be re-established before continuing (See Note 2).

NOTE: REQUIRED SYSTEMS ARE LISTED IN PARAGRAPH 4b OF REFERENCE (ai). OBSERVE RESTRICTIONS ON OPERATION OF SYSTEMS LISTED IN PARAGRAPH 4d OF REFERENCE (ai).

- (9) At depths listed for hull valve cycling in reference (ai) including the maximum authorized operation depth:
 - (a) Check accuracy of gauges and repeaters (See Note 4).
 - (b) Evaluate signal ejectors or launchers. Conduct operational test of each by hand and impulse methods, as applicable (See Note 7).
 - (c) Check shafting bearings and stern tubes for excessive heating, leakage and noise. Main shaft seals must be tested at each depth specified in reference (ai) testing one seal for 20 minutes, and shifting to the other seal. Test the second seal for 20 minutes or until the boat is ready to go to the next depth, whichever comes first.
 - (d) Cycle rudder and planes through full throw at slow speeds to check for binding. Cycling of rudder and planes through full throw **must** be limited to 90% of test depth. For SSN 21 Class follow the specific Sea Trial Agenda.
 - (e) Operate all Main and Auxiliary Sea Water hull and back-up valves and those other seawater system valves worked during the availability (using remote closures, as applicable, from flooding control stations) that are required to maintain propulsion and other functions vital to the ship's operation at increments of depth specified in reference (ai).

NOTE: TRASH DISPOSAL UNITS (TDU) WITH BALL VALVES WILL NOT BE OPERATED BELOW 200 FEET. TDUs WITH FLAPPER VALVES WILL NOT BE OPERATED BELOW 150 FEET.

- (f) Operate trim and drain pumps, discharging to sea.
- (g) Cycle main ballast tank vents to check for binding. Main ballast tank vents will be cycled hydraulically except at test depth where they will be cycled manually.
- (10) Surface fully with EMBT blow **per** applicable URO MRC. Check air bank pressures before and after blow. For SSN 23 only: Perform an MBT 6 normal blow from the BCP until MBTs 6A and 6B are blown to residual water levels.
- (11) Transmit completion of deep dive message (See Note 12).
- (12) Additional requirements may be imposed at the discretion of the Commanding Officer.
- e. The following tests and evolutions **must** be carried out submerged following the deep dive:

- (1) Full power run (See Notes 8, 9 and 10).
- (2) Emergency stop (See Notes 9 and 10).
- (3) Steering and diving operation at full speed (See Notes 9 and 11).
- (4) Steep angles - operate ship through several depth changes using large up and down angles. Check operation of ship machinery (See Note 9).
- (5) Time raising each periscope and mast at maximum depth and speed for which they are designed. Check training feature where applicable.
- (6) Run and observe air conditioning plants throughout trials noting deficiencies. Operate the Lithium Bromide air conditioning plant (if installed) to demonstrate ability to carry entire maximum existing ship's air conditioning load or 100 percent capacity.
- (7) **Shoot water slugs from all torpedo tubes (See Note 13).**
- (8) Additional requirements may be imposed at the discretion of the Commanding Officer.

4. Sea Trial Conclusion. At the conclusion of Sea Trials, and based on a review of Sea Trial deficiencies and TYCOM concurrence, the submarine may transit to a port other than the overhauling activity. During this transit the submarine **must** not operate at depths greater than one-half test depth plus fifty feet, unless specifically authorized by NAVSEA, and **must** not be released for unrestricted operations until final certification is received via message from the TYCOM (Appendix BO).

NOTES

1. For SSBN **and** SSGN 726 Class submarines only - This surface evolution, full power run astern, **must** be conducted only if maintenance was accomplished on the reduction gears, the astern throttle(s) or the main shaft thrust bearing.
2. In the execution of any Sea Trial, whether escorted or not, submarine COs are reminded of their responsibility to communicate with escorts, shore authorities, **or both**, within the prescribed previously agreed upon time limits to avoid initiation of lost submarine procedures.
3. Reference (ai) (C9094.2 (Series)) prescribes procedures for system operation during the deep dive.
4. Compare all depth and pressure gauges. Depth and pressure gauges should be checked as soon as each next specified depth is reached.
5. Any evolutions (e.g., mast testing, propeller cavitation data collection, etc.) required by the Sea Trials Agenda which violate the ship's SOE must be approved by the TYCOM prior to Sea Trials **per** paragraph 2 of this Appendix.
6. Deep dive should be conducted using moderate speed and constantly adjusting trim, at depths indicated in paragraphs 3.b.(12)(a) and 3.d.(8)(a) of this Appendix, to maintain neutral buoyancy. Moderate speed **must** be defined as that range of speed that allows the ship to recover from a loss of stern plane control or flooding casualty.
7. Integrity of launchers or signal ejectors **must** be established by admitting sea pressure through equalizing lines or flooding connection and the muzzle valve **or** door operated before conducting operational tests. Shoot water slugs from specified launchers or signal ejectors, at depths specified by reference (ai). Shoot pyrotechnics on initial dive and at test depth on deep dive only if work was accomplished on the launchers or signal ejectors or if an escort vessel is required for the trial.
8. Run full power submerged for at least two hours. Operate at minimum non-cavitating depth but not to exceed 400 feet, **per** reference (u); water depth is not limited for this event.
9. **A.** The required sequence of events is initial dive, deep dive, full power run submerged, back emergency, then high speed maneuverability and steep angle tests.
B. Completion of full power runs, deep dives and EMBT blow tests are prerequisites for high speed maneuverability and steep angle tests. Initial high speed ship control tests, steep angle tests and exercises at major casualties **must** be conducted in water that does not exceed one and one-half times design test depth.
10. The submerged full power run with an ahead flank bell is to be terminated with a back emergency bell, consistent with current Main Propulsion Operating Limits (shaft torque is not a limiting factor in this test). The duration of the back emergency bell will be limited to 45 seconds, to be followed immediately by an appropriate ahead bell. The 45 second limit will:

- a. **Standardize the crashback requirements throughout the submarine force.**
 - b. **Provide a backing transient similar to that experienced in response to a stern plane jam.**
 - c. **Be short enough that no ship will gather sternway.**
11. **At maximum safe speed, operate the rudder and planes through full throw in both directions, in all remote modes of operation.**
 12. **If required, perform resistance measurement checks of communication antennas per Volume IV, Chapter 22, paragraph 22.4 of this manual.**
 13. **Shoot water slugs at a speed and depth defined by the Commanding Officer unless otherwise specified in the Sea Trial Agenda.**

APPENDIX O**MINIMUM SEA TRIALS REQUIREMENTS FOR CHIEF OF NAVAL OPERATIONS
AVAILABILITIES GREATER THAN SIX MONTHS DURATION****(SUBMARINES ONLY)**

1. Sea Trial Agenda. This Appendix provides the minimum requirements following a major Depot availability of greater than six months duration. Due to unique ship configuration, work performed or operational area requirements, these events may be re-sequenced as they are integrated with the testing required to certify shipyard and Ship's Force work, and the additional events required by the Commanding Officer of the submarine. TYCOM approval and NAVSEA concurrence with these changes is obtained when NAVSEA concurs and the cognizant TYCOM approves the agenda.
2. Sea Trial Policy. The following applies to the conduct of trials and tests associated with ships following major industrial activity availabilities, NAVSEA or Naval Surface Warfare Center, Carderock Division sponsored Trials and Tests or any other situation where the ship is requested to conduct trials or tests:
 - a. No test or trial event **must** be conducted that requires crew intervention to avoid exceeding normal operating limits. Trial agendas will be based on the expectation that the ship will remain within the normal operating limits of the SOE and at angles less than 30 degrees.
 - b. The trial director(s) must be prepared to project whether the next event might exceed normal operating limits based on the empirical results of the previous event. A run that is predicted to exceed normal operating limits should be deleted along with the more demanding runs of that sequence.
 - c. Any run which will result in exceeding normal operating limits of the SOE or 30 degree angles but which is essential to provide adequate test data must be specifically approved by the TYCOM. The test or trial sponsor will obtain this permission.
 - d. A violation of the SOE limit or exceeding a 30 degree angle, not previously approved, should be reported by unit SITREP. The TYCOM will resolve the situation.
 - e. Specific written approval by the TYCOM is not required to operate outside the upper limits of the SOE (i.e., shallow and fast) while conducting the following operations during Sea Trials or tests **following** an agenda approved by the ISIC, NAVSEA or higher authority:
 - (1) Conducting full power runs or cavitation curves.
 - (2) Conducting NAVSEA sponsored acoustic trials **following** Naval Surface Warfare Center, Carderock Division acoustic trial agenda.
 - (3) The 200 foot EMBT blow conducted at the conclusion of the initial tightness dive.
 - f. In cases where troubleshooting is required, it must meet the following criteria or a formally approved change to the agenda is mandatory.

- (1) The troubleshooting does not violate any policy listed in paragraphs 2.a. through 2.e. of this Appendix or any other requirement of the trials agenda.
 - (2) The troubleshooting will not result in the ship being in a certain condition before that condition is reached during the normal testing sequence. For example, troubleshooting requiring the ship to be deeper than 200 feet cannot be done until after the deep dive. Likewise, troubleshooting requiring large angles or turn rates cannot be done until after the completion of the steering and diving operational tests and the large angle tests.
 - (3) The depth authorization for sea trials is automatically suspended upon re-entry to the SUBSAFE certification boundary or casualty affecting recoverability, salvage, watertight integrity or operation of the ship's control surfaces. The ship **must** not operate at a depth greater than 200 feet until re-entry is certified to the TYCOM and the TYCOM grants approval to operate (resume sea trials) to test depth.
 - (4) In the instance of SUBSAFE REC conducted only to adjust Flood Control hydraulic valve **or** hull closure timing (discovered during individual valve **or** hull closure cycling or during Flood Control System Operation), the ship is authorized to continue with Sea Trials without specific message correspondence from TYCOM and the most recent depth message is considered valid, provided that:
 - (a) The ship initiates a REC to correct the identified valve **or** hull closure timing deficiency and the ship operates no deeper than 200 feet while valve **or** hull closure timing adjustments are in progress.
 - (b) Valve **or** hull closure timing, as well as applicable flood control system timing, is verified to be within specification prior to resumption of the deep dive or proceeding to depths greater than 200 feet.
 - (c) The REC is closed and a report is made to TYCOM on material deficiencies and corrective actions taken related to Flood Control valve **or** hull closure timing adjustments prior to resumption of the deep dive or proceeding to depths greater than 200 feet.
- g. Each person involved in Sea Trials should be allowed to obtain a minimum of six hours of continuous, uninterrupted sleep during any 24 hour period.
3. Test Phasing. The Sea Trials should be scheduled and phased to support actions en route to the test dive area, in the test dive area, prior to the deep dive, etc., subject to **these** amplifying notes:
- a. The following tests and evolutions may be carried out at any time during Sea Trials.
 - (1) Test operation of fresh water production (distilling plants or reverse osmosis systems) noting deficiencies.
 - (2) Test operation of high pressure and low pressure air compressors.

- (3) Run and observe air conditioning plants throughout trials noting deficiencies. Operate air conditioning plant to demonstrate ability to carry the maximum existing ship's air conditioning load, or 100 percent capacity.
 - (4) Run and observe refrigeration plant throughout trials, noting deficiencies.
 - (5) Operate IFF and ESM equipment. If possible, use aircraft.
 - (6) Test all radio transmitters, receivers, and electronic equipment. Test on all possible antenna combinations including emergency antennas and emergency radio equipment.
 - (7) Fire control system operation. Check target designation system, alignment of sensors to bench marks and transmissions to receivers. Compute fire control solutions on available contacts. Conduct transmission checks to tubes.
 - (8) Check operation of magazine flooding if not tested in industrial activity.
 - (9) Additional requirements may be imposed at the discretion of the CO.
- b. The following tests and evolutions, summarized in Appendix P, **must** be carried out on the surface en route to the test dive area and prior to the initial tightness dive:
- (1) Underway. Rig for dive.
 - (2) Ship's Force instruct Sea Trial riders on the proper use of Emergency Air Breathing system.
 - (3) At slow speed, conduct operational tests of rudder in all modes (local and remote) **per** applicable class operating procedures.
 - (4) Navigation system check. Take fixes by all means available and compare.
 - (5) Test underwater log(s) using the base course **or** reciprocal course method (i.e., inertial reference method) or other approved functional procedures to determine accuracy.
 - (6) Test accuracy of all bearing transmitters and indicators. Compare sonar, visual and radar bearings.
 - (7) Check operation of all radars. Determine accuracy by conducting simultaneous radar and visual plot.
 - (8) Inspect stern tube packing gland **and** seals and circulating water flow for excessive heating, leakage and audible noise.
 - (9) Test Dead Reckoning Analyzer Indicator (if installed) or Dead Reckoning Analyzer (if installed), Dead Reckoning Tracers (if installed) and Revolution Per Minute (RPM) indication.
 - (10) Test fathometer(s) and compare with charted soundings.
 - (11) Run ahead at maximum allowable surface shaft RPM long enough for temperatures to reach a stable value. After readings have stabilized, at maximum allowable surface shaft RPM, operate the rudder through full throw

in each direction, in all remote modes of operation. Time evolution and compare with design values. (See Note 1).

- (12) Ahead, at maximum allowed surface shaft RPM, to back emergency.
For SSBN and SSGN 726 Class only - Answer ahead standard. Once ship speed has stabilized, perform back emergency for 5 minutes. This event may be conducted after the submerged full power run.
 - (13) Run astern up to a back full bell for 10 minutes or to meet the intent of a more restrictive industrial activity test. Full power run astern to be within the main engine limits of the applicable Steam and Electric Plant Manual.
For SSBN and SSGN 726 Class only - Run astern up to a back full bell for 5 minutes, followed by 60 SRPM for 5 minutes. (See Note 3.)
 - (14) Check operation and accuracy of ship's gyrocompass.
 - (15) Rendezvous with escort. Conduct radio and sonar communications checks (See Note 4).
 - (16) Test all bottom side sonars.
 - (17) Rig out bow planes, if applicable. Test bow, fairwater and stern planes in all modes.
 - (18) Flood variable tanks to computed compensation less a safety factor.
 - (19) Perform resistance measurement checks on all antennas, as appropriate.
 - (20) Operate trim and drain pumps (See Note 5).
 - (21) Test variable ballast system for proper operation.
 - (22) Perform both a low pressure blow and an EMBT blow for as long as necessary to verify system operability. A static blow **must** not be used to test the EMBT blow system. For SSN 23 only: Additionally, perform an MBT 6 normal blow from the BCP for a minimum duration of 2 seconds to verify that air flows into MBT 6 as indicated by a reduction in air bank pressure. For SSBN and SSGN 726 Class submarines only: Additionally, perform a high pressure blow for as long as necessary to verify system operability.
 - (23) Operate the Emergency Propulsion Motor for 10 minutes.
 - (24) Surface ventilate ship.
 - (25) Check that initial EMBT Blow system actuating air pressure and air bank pressure is within +0 PSIG, -200 PSIG of nominal operating air pressure.
 - (26) Ensure all MBT blow systems are in a normal line up.
 - (27) Start atmosphere control equipment.
 - (28) Additional requirements may be imposed at the discretion of the CO.
- c. The following tests and evolutions, summarized in Appendix P, **must** be carried out immediately prior to or during the initial tightness dive:

- (1) Obtain navigational fix and take soundings. Maximum depth of water is 400 feet as specified in reference (u).
- (2) Rig ship for Deep Submergence. Line up propulsion plant for maximum reliability. All systems **must** be in the maximum secure condition with unnecessary sea systems isolated (See Note 6).
- (3) Station additional personnel throughout the ship to inspect for leaks.
- (4) Transmit commencing initial tightness dive message. Submerge the ship per the Ship Systems Manual Operating Procedures. If desired to conduct periscope depth tests, the ship may be submerged to periscope depth.
- (5) Check operation of ship control systems, including depth indication (See Note 7).
- (6) Equalize signal ejectors or launchers. Shoot pyrotechnics from each by hand and impulse methods (See Note 8).
- (7) Communicate with escort on RAC **or** WQC at each depth increment or at 10 minute intervals, whichever is sooner. If communications are lost, return to depth at which communications can be established before continuing (See Note 4).
- (8) All hands inspect for leaks and report them.
- (9) Inspect the discharge of all automatic drains in each EMBT Blow quadrant for sea water leakage prior to the first dive when the ballast tanks are flooded (e.g., at periscope depth).
- (10) Operate all periscopes checking optics and leakage. Operate all masts.
- (11) Test full throw of rudder and planes at slow speeds.
- (12) Test operation of trim and drain system discharging to sea.
- (13) If not at 150 feet for SSN 688 Class submarines (155 feet for SSN 774 Class submarines), (160 feet for SSBN **and** SSGN 726 Class and SSN 21 Class submarines), proceed to 150 feet for SSN 688 Class submarines (155 feet for SSN 774 Class submarines), (160 feet for SSBN **and** SSGN 726 Class and SSN 21 Class submarines) and obtain SAT 1/3 trim **per** the Ship's Operating Manual. Take readings as required to make a check of ballasting.
- (14) **At 150 feet for SSN 688 Class submarines (155 feet for SSN 774 Class submarines, 160 feet for SSBN Class and SSGN 726 Class submarines and SSN 21 Class submarines), verify operation of each BQN-13 Transmitter using the ship's own SONAR.**
- (15) Test all sonar equipment on each hydrophone. In addition, for SSBN **and** SSGN 726 Class submarines, test the Emergency Underwater Telephone (BQC) on each hydrophone.
- (16) At 200 feet:
 - (a) Adjust trim (See Note 10).

- (b) Inspect for leaks.
 - (c) Communicate with escort at each depth increment or at 10 minute intervals, whichever is sooner. If communications are lost, return to depth at which communications can be re-established before continuing (See Note 4).
- (17) At 200 feet as specified in reference (ai):
- (a) Check accuracy of depth gauges and repeater (See Note 7).
 - (b) Equalize signal ejectors or launchers and conduct operational tests (See Note 8).
 - (c) Check shaft bearings and stern tubes for excessive heating, leakage and noise. Test one seal for 20 minutes and shift to the other seal. Test the second seal for 20 minutes or until the boat is ready to go to the next depth, whichever comes first.
 - (d) Cycle rudder and planes through full throw, at slow speeds, to check for binding (See Note 11).
 - (e) Operate all hull and back-up valves (using remote closures, as applicable, from flooding control stations) of seawater systems required to maintain propulsion and other functions vital to the ship's operation.

NOTE: REQUIRED SYSTEMS ARE LISTED IN PARAGRAPH 4.b. OF REFERENCE (ai). OBSERVE RESTRICTION ON OPERATION OF SYSTEMS LISTED IN PARAGRAPH 4.d. OF REFERENCE (ai).

- (f) Check operation of bulkhead ventilation valves and watertight doors for binding (excluding lower escape hatches).
 - (g) Operate trim and drain pumps, discharging to sea.
 - (h) Cycle components of each torpedo tube. Check for leakage. Establish integrity of torpedo tubes by admitting sea pressure through equalizing lines or flooding connection before cycling components (See Note 2).
 - (i) Cycle main ballast tank vents hydraulically to check for binding.
 - (j) Equalize TDU with sea pressure through trim line, then cycle the muzzle valve.
 - (k) Where installed, demonstrate ability of sanitary pump to discharge overboard.
- (18) Conduct an EMBT blow from 200 feet keel depth. Check bank pressure before and after surfacing. Additionally, for SSN 23 only, perform a MBT 6 normal blow from the BCP until MBT 6A and 6B are blown to residual water levels. Surfacing with EMBT blow may be delayed to accommodate additional testing or transit as explained in Appendix P.
- (19) Additional requirements may be imposed at the discretion of the CO.

- d. The following tests and evolutions, summarized in Appendix P, **must** be carried out following the initial tightness dive and prior to the deep dive:
- (1) Transmit initial tightness dive completion message. (See Note 19.)
 - (2) A minimum of six hours of Individual Ship Exercises submerged for crew training.
 - (3) Charge air banks and battery as necessary. The ship may be submerged while charging air banks provided the depth of the ship does not exceed other guidelines in this instruction or those of the flooding bill or ship's operating procedures.
 - (4) Detach escort after initial tightness dive. Escort will then proceed to station for deep dive. Ensure that deep dive rendezvous time and location are clearly established before escort is released. The escort may be retained for additional testing during the transit as described in Appendix P. Transit depth **must** not exceed depth as described in Appendix P.
 - (5) Additional requirements may be imposed at the discretion of the CO.
- e. The following tests and evolutions, may be carried out following the initial tightness dive but are not required to be completed prior to the deep dive:
- (1) Snorkel on each engine designed for snorkeling. (See Notes 9 and 12).
 - (2) Test the SPM (see Note 13).
 - (3) Check hovering system (See Note 9).
 - (4) Additional requirements may be imposed at the discretion of the CO.
- f. The following tests and evolutions, summarized in Appendix P, **must** be carried out immediately prior to or during the deep dive:
- (1) Check that initial EMBT Blow system actuating air pressure and air bank pressure is within +0 PSIG, -200 PSIG of nominal operating air pressure.
 - (2) Verify MBT system lined up for normal operation.
 - (3) Take soundings. Maximum water depth is given in reference (u). Accurately fix the ship's position within the specified dive area, **per** reference (u). Transmit commencing deep dive message.
 - (4) Proceed to normal submergence depth and obtain slow speed trim. Use conservative angles and speed.
 - (5) Trim ship to maintain neutral buoyancy (See Note 10).
 - (6) Rig ship for deep submergence. Line up propulsion plant for maximum reliability. All systems should be in the maximum secure condition with unnecessary sea systems isolated (See Note 6).
 - (7) Station additional personnel throughout the ship to inspect for leaks.

- (8) At 400 feet and then in increments of 100 feet descending to one-half the maximum operating depth and every 100 feet or other lesser specified increments thereafter down to the maximum authorized operating depth:
- (a) Adjust trim (See Note 10).
 - (b) Inspect for leaks.
 - (c) Communicate with escort at each depth increment or at 10 minute intervals, whichever is sooner. If communications are lost, return to depth at which communications can be re-established before continuing (See Note 4).
- (9) At depths listed for hull valve cycling in reference (ai) (as applicable), except maximum authorized operating depth:
- (a) Check accuracy of depth gauges and repeater (See Note 7).
 - (b) Equalize signal ejectors or launchers and conduct operational tests (See Note 8).
 - (c) Check shaft bearings and stern tubes for excessive heating, leakage and noise. Main shaft seals must be tested at each depth specified in reference (ai), testing one seal for 20 minutes and shifting to the other seal. Test the second seal for 20 minutes or until the boat is ready to go to the next depth, whichever comes first.
 - (d) Cycle rudder and planes through full throw, at slow speeds, to check for binding (See Note 11).
 - (e) Operate all hull and back-up valves (using remote closures, as applicable, from flooding control stations) of seawater systems required to maintain propulsion and other functions vital to the ship's operation at increments of depth specified in reference (ai).

NOTE: REQUIRED SYSTEMS ARE LISTED IN PARAGRAPH 4.b. OF REFERENCE (ai). OBSERVE RESTRICTION ON OPERATION OF SYSTEMS LISTED IN PARAGRAPH 4.d. OF REFERENCE (ai).

- (f) Check operation of bulkhead ventilation valves and watertight doors for binding (excluding lower escape hatches).
- (g) Operate trim and drain pumps, discharging to sea.
- (h) Cycle components of each torpedo tube. Check for leakage. Establish integrity of torpedo tubes by admitting sea pressure through equalizing lines or flooding connection before cycling components (See Notes 2 and 9).
- (i) Cycle main ballast tank vents to check for binding. Main ballast tank vents will be cycled hydraulically except at test depth where they will be cycled manually.
- (j) Equalize TDU with sea pressure through trim line.

- (k) Where installed, demonstrate ability of sanitary pump to discharge overboard.

NOTE: DURING SEA TRIALS DO NOT OPERATE TDUs WITH BALL VALVES BELOW 200 FEET OR TDUs WITH FLAPPER VALVES BELOW 150 FEET.

- (10) At maximum authorized operating depth:
 - (a) Repeat item (9) (a) - Depth gauges and repeaters. (See Note 7)
 - (b) Equalize signal ejectors or launchers. Shoot pyrotechnics from each by hand and impulse methods, as applicable (See Note 8).
 - (c) Repeat item (9) (c) - Shafting and bearings.
 - (d) Repeat item (9) (e) - Cycle hull and back-up valves as specified in reference (ai).
 - (e) Repeat item (9) (f) - Bulkhead ventilation valves and watertight doors.
 - (f) Repeat item (9) (g) - Trim and drain pumps.
 - (g) Repeat item (9) (h) - Torpedo tubes. (See Notes 2 and 9)
 - (h) Repeat item (9) (i) - Cycle main ballast tank vents, manually only, and check for binding.
 - (i) Repeat item (9) (j) - Equalize TDU with sea pressure through trim line.
 - (j) Repeat item (9) (k) - Sanitary pump.
- (11) Prior to blow, visually inspect discharge of automatic drains in each EMBT quadrant for seawater leakage. Surface fully with EMBT blow from maximum authorized operating depth (not to exceed maximum depth permitted by the SOE at the initial speed required for the test). Check air bank pressures before and after blow. For SSN 23 only: Perform an MBT 6 normal blow from the BCP until MBTs 6A and 6B are blown to residual water levels.
- (12) Additional requirements may be imposed at the discretion of the CO.

g. The following tests and evolutions **must** be carried out on the surface following the deep dive:

- (1) Transmit completion of deep dive message. (See Note 19.)
- (2) Note condition of periscope optics.
- (3) Measure resistance to ground of all external electrical cables (may be accomplished upon return to dockside port).
- (4) Take radio antenna resistance measurement readings (as appropriate) immediately after surfacing, if there are UNSAT readings again in one-half hour, and compare with readings obtained in item 3.b.(19) of this appendix.
- (5) Measure resistance across and to ground from each side of all sonar hydrophones, projectors, and transducers or run applicable sonar hydrophone and transducer fault localization test (See Notes 14 and 20).

- (6) Measure rodmeter coil and button resistance and coil insulation resistance to ground.
 - (7) Open all lower hatches. Check the upper hatch seals, Logistics Escape Trunks or Logistics Plug Trunks inter-seals and penetrations for leakage. Open the sonar sphere access door, where applicable, and check sonar sphere for leakage.
- h. The following tests and evolutions **must** be carried out submerged following the deep dive:
- (1) Full power run (See Notes 15, 16 and 17).
 - (2) Emergency stop (See Notes 15 and 16).
 - (3) Steering and diving operation at full speed (See Notes 16 and 18).
 - (4) Steep angles - operate ship through several depth changes using large up and down angles to check operation of ship machinery (See Note 16).
 - (5) Time raising each periscope and mast at maximum depth and speed for which they are designed. Check training feature where applicable.
 - (6) **Shoot water slugs from all torpedo tubes. The CS and CCS test program does not always fulfill this requirement** (See Note 2).
 - (7) Run ahead at maximum speed allowed by SOE. Operate torpedo tube shutters and ejection pump shutters. If shutters do not open, gradually reduce speed until shutters open. This establishes “stall speed” for each shutter.
 - (8) Additional requirements may be imposed at the discretion of the CO.

4. Sea Trial Conclusion. At the conclusion of Sea Trials, and based on a review of Sea Trial deficiencies and TYCOM concurrence, the submarine may transit to a port other than the overhauling activity. During this transit the submarine **must** not operate at depths greater than one-half test depth plus fifty feet, unless specifically authorized by NAVSEA, and **must** not be released for unrestricted operations until all RECs are closed and final URO certification is received, per the Submarine Safety (SUBSAFE) Requirements Manual.

NOTES

1. **Temporary condensate strainers that cannot be monitored for differential pressure **must** be inspected and cleaned during sea trials following at least one hour of operation at between 45 and 55 percent reactor power, and prior to operation at higher power levels, **per** reference (ay).**
2. **Fire water slugs from torpedo tubes at the depths and speeds required by the CS and CCS test program (or Combat Systems Assessment or Non-Propulsion Electronic System Operability, Verification and Evaluation, as applicable). **If the CS and CCS test program does not fire water slugs, shoot water slugs at a speed and depth defined by the Commanding Officer.****

3. For SSBN **and** SSGN 726 Class only - This surface evolution, full power run astern, **must** be conducted only if maintenance was accomplished on the reduction gears, the astern throttle(s) or the main shaft thrust bearing.
4. In the execution of any Sea Trial, whether escorted or not, submarine COs are reminded of their responsibility to communicate with escorts, shore authorities, **or both**, within prescribed, previously agreed upon, time limits to avoid initiation of inadvertent lost contact or submarine disaster procedures.
5. Pumps should be tested in the industrial activity, prior to Sea Trials, to determine that they can pump against a test depth head.
6. Reference (ai) prescribes procedures for system operation during deep dive.
7. Compare all depth and pressure gauges. Depth and pressure gauges should be checked as soon as the next specified depth is reached.
8. Integrity of launchers or signal ejectors **must** be established by admitting sea pressure through equalizing lines or flooding connection and the muzzle valve **or** door operated before conducting operational tests. Shoot water slugs from specified launchers or signal ejectors, at depths specified by reference (ai). Shoot pyrotechnics on initial dive and at test depth on deep dive. Shooting of pyrotechnics during the initial dive **must** be accomplished in conjunction with the 200 foot EMBT Blow. Shooting of pyrotechnics at test depth during the deep dive **must** be accomplished in conjunction with the test depth EMBT Blow.
9. If major structural modifications were accomplished, those seawater systems which are not required for normal safe operation of the ship at test depth, but which have been designed for and may be subjected to test depth pressure, should not be subjected to submergence pressure during the initial dive to any specified depth (e.g., blown sanitary tanks). If major structural modifications were not accomplished, those sea water systems which are not required for normal safe operation of the ship at test depth, but which have been designed for and may be subjected to test depth pressure, may be equalized and operated on the initial dive to test depth (See reference (ai)).
10. Deep dive should be conducted using moderate speed and constantly adjusting trim, at depths indicated in paragraph 3.c.(15)(a) and 3.f.(8)(a) of this Appendix, to maintain neutral buoyancy. Moderate speed **must** be defined as that range of speed that allows the ship to recover from a loss of stern plane control or flooding casualty or as otherwise directed by NAVSEA.
11. Cycling of rudder and planes through full throw **must** be limited to 90% of test depth. For SSN 21 Class follow the specific Sea Trial Agenda.
12. Check operation of electrodes, head valve and each snorkel safety circuit.
13. The following table summarizes SPM **and** SPU limitations:

TABLE 1. SPM and SPU Limitation Table (all classes)

Operational Cycle	Extend	Retract	Train	*Operate	*Drag
Sea Trials (Post Overhaul, New Construction)	200 Ft 5 Kts	200 Ft 5 Kts	200 Ft 5 Kts	200 Ft 5 Kts	200 Ft 10 Kts

* Do not violate the SOE of the ship.

14. **The spherical array need not be done if an array purge or power into the array measurements are scheduled at a later date.**
15. **The submerged full power run with an ahead flank bell is to be terminated with a back emergency bell, consistent with current Main Propulsion Operating Limits (shaft torque is not a limiting factor in this test). The duration of the back emergency bell will be limited to 45 seconds, to be followed immediately by an appropriate ahead bell. The 45 second limit will:**
 - a. **Standardize the crashback requirements throughout the submarine force.**
 - b. **Provide a backing transient similar to that experienced during a stern plane jam.**
 - c. **Be short enough that no ship will gather sternway.**
16. **A. The required sequence of events is initial dive, deep dive, full power run submerged, back emergency, then high speed maneuverability and steep angle tests.**
B. Completion of full power runs, deep dives and EMBT blow tests are prerequisites for high speed maneuverability and steep angle tests. Initial high speed ship control tests, steep angle tests and exercises at major casualties **must be conducted in water that does not exceed one and one-half times design test depth.**
17. **Run full power submerged for at least two hours. CO may schedule full power run for four hours if he deems it necessary. Submarine depth during the submerged full power run should be **per** reference (u), based on the EMBT blow from maximum authorized operating depth being previously accomplished.**
18. **At maximum safe speed, operate the rudder and planes through full throw in both directions in all remote modes of operation. Time evolutions and check against design values.**
19. **Perform resistance measurement checks on communication antennas **per** Volume IV, Chapter 22, paragraph 22.4 of this manual.**
20. **Electrical or fault localization testing of sonar sensors located above the waterline should be tested while the sonar sensor is submerged**

APPENDIX P
SUMMARY OF SIGNIFICANT POST REPAIR SEA TRIAL REQUIREMENTS
(SUBMARINES ONLY)

SEA TRIALS	TRANSIT TO	INITIAL TIGHTNESS DIVE	TRANSIT BETWEEN DIVES	DEEP DIVE	TRANSIT BACK
Policy Reference	Appendix O Paragraph 3.b.	Appendix O Paragraph 3.c.	Appendix O Paragraph 3.d.	Appendix O Paragraph 3.f.	Appendix O Paragraph 3.g.
Start Depth	Surface	Surface	Surface to 400 Ft	Surface to 400 Ft	Surface
Conduct Depth	Surface	Periscope depth or about 150 ft for SSN 688 Class (155 ft for SSN 774 Class), (160 ft SSN 21 and SSBN and SSGN 726 Class) if sea state dictates for trim. Remaining events of Appendix O, Paragraph 3.c. no deeper than 200 ft.	Surface to 400 Ft but not to exceed deepest depth previously escorted or valve cycling accomplished. Additional trials and testing permitted within the ISE, crew rest and other requirements of this instruction.	200 Ft increments to ½ max Op depth, then 100 ft increments to max Op depth per Appendix O, Paragraph 3.f.	½ Test depth plus 50 ft.
Maximum Keel Depth	Surface	200 Ft	400 Ft	Maximum Authorized Operating Depth.	½ Test depth plus 50 ft.
Finish Event	Rendezvous with escort.	Surface from 200 Ft with EMBT blow.*	Rendezvous with escort	Deep dive will be terminated with an EMBT blow from max authorized Op depth.	TYCOM issue URO authorization message.
Escort Required	No	Yes**	No	Yes	No
SRDRS Required	No***	Yes	No***	Yes	No
Water Depth	Surface	400 Ft per reference (u).	Unlimited.	Reference (u).	

* - **May be delayed to permit additional testing, commencing pre-transit valve cycling or transit submerged. However, first surface after initial tightness dive must be by EMBT blow from 200 feet and must be conducted prior to deep dive.**

** - **An escort is required on the initial tightness dive and on subsequent first dives to any deeper depths, i.e., the first dive to any depth requires an escort. EMBT blow escort requirements given in paragraph 3.6.8.4.7 of this chapter.**

- *** - **SRDRS required during tightness dives. For ease of scheduling SRDRS modified alert time, SRDRS will be placed on modified alert from start of Sea Trial until completion of deep dive, including final EMBT blow from maximum operating depth, per paragraph 3.6.8.3.9.c or 3.6.8.4.7.b of this chapter.**

APPENDIX Q
APPLICABLE RMC AVAILABILITY COMPLETION CERTIFICATION SHEET
(SURFACE FORCE SHIPS ONLY)

CATEGORY or ITEM	REQUIREMENT	MILESTONE	SIGNATURE/DATE
PRIOR TO KEY EVENT OR SEA TRIALS			
I. Work Authorization	TYCOM will certify via letter or memo: a. All authorized CNO availability or CMAV work identified in the Availability Work Package (AWP) has been tasked to the Master Ship Repair Contractor, Naval Shipyard (NSY), Fleet Maintenance Activity (FMA), Alteration Installation Team (AIT), or Ship's Force for accomplishment. b. All deferred new and growth branded "A" (mandatory) has been concurred on by Technical Authority. c. All Temporary Standing Orders (TSO), Departures from Specifications (DFS) and CASREPs have been included in AWP or have Technical Authority approval, if deferred.	Prior to Sea Trials	Business Agent/ Project Manager/date _____/_____ TYCOM memorandum/Ser #/date _____/_____/_____
II. Work Documents Issued- Prime Contractor	a. The Project Support Engineer and QAS must validate that Work Specifications and Test Procedures issued by the prime contractor have received a government technical review per Availability Quality Management Plan (QMP) and Local Attribute Checklist.	a. Prior to Key Event or Sea Trials	a.. Project Support Engineer/date _____/_____ Code 130 QAS/date _____/_____

CATEGORY OR ITEM	REQUIREMENT	MILESTONE	SIGNATURE-DATE
PRIOR TO KEY EVENT/SEA TRIALS (Cont'd)			
II. Work Documents Issued- Prime Contractor (Cont'd)	b. Project Manager must validate that all work specifications and test procedures issued by the prime contractor have received a government review per Volume VII, Chapter 4, Appendix E of this manual. c. Project Manager will verify that all required CFRs have been received as required by NAVSEA Standard Item 009-01 paragraph 3.2. d. Project Support Engineer will verify that all C 200 CFRs have been reviewed and answered. Deferred maintenance action and test result CFRs have been technically adjudicated. All CFRs screened to C 200 for action must be documented via Engineering Service Request (ESR).	b. Prior to Key Event or Sea Trials c. Prior to Key Event or Sea Trials d. Prior to Key Event or Sea Trials	b. Project Manager/date _____/_____ c. Project Manager/ date _____/_____ d. Project Support Engineer/ date _____/_____
III. Work Completion/Prime Contractor	Verify that all prime contractor work (including sub-contractors) has been certified as complete by prime contractor (include letter/memo Ser/date). All Sea Trials testing is included on Sea Trials Agenda. Verify that any incomplete work (exception items) have been provided to RMC/NSA CHENG for technical concurrence to not impact key Event/Sea Trials.	Prior to Key Event or Sea Trials	Project Manager/date _____/_____ Prime Contractor Memorandum/Ser _____/_____

CATEGORY/ITEM	REQUIREMENT	MILESTONE	SIGNATURE/DATE
PRIOR TO KEY EVENT/SEA TRIALS (Cont'd)			
IV. Work Completion/FMA	Verify that all FMA FWP and CWP's have been certified as complete and technically correct by FMA (include letter/memo Ser/date). All Sea Trials testing is included on Sea Trials Agenda. Verify that any incomplete work (exception items) have been provided to RMC/NSA CHENG for technical concurrence to not impact Key Event or Sea Trials.	Prior to Key Event or Sea Trials	Project Manager/date _____/_____ FMA Memorandum/Ser _____/_____
V. Work Completion/NSY	Verify that all NSY work has been certified as complete and technically correct by NSY(include letter or memo Ser/date). All Sea Trials testing is included on Sea Trials Agenda. Verify that any incomplete work (exception items) have been provided to RMC/NSA CHENG for technical concurrence to not impact Key Event/Sea Trials.	Prior to Key Event or Sea Trials	Project Manager/date _____/_____ NSY Memorandum/Ser _____/_____
VI. Work Completion/AIT	Verify that all AIT work and test procedures have been certified as technically correct and complete by each AIT On-Site Installation Coordinator (include each letter or memo Ser/date). All Sea Trials testing is included on Sea Trials Agenda. Verify that any incomplete	Prior to Key Event or Sea Trials	Project Manager or AIT Coordinator/date _____/_____ AIT On-Site Installation Coordinator Memorandum/Ser. _____/_____

CATEGORY OR ITEM	REQUIREMENT	MILESTONE	SIGNATURE/DATE
PRIOR TO KEY EVENT/SEA TRIALS (Cont'd)			
VI. Work Completion-AIT (Cont'd)	work (exception items) have been provided to RMC/NSA CHENG for technical concurrence to not impact Key Event or Sea Trials	Prior to Key Event or Sea Trials (Cont'd)	
VII. Work Completion/SF	Verify that all SF FWP and CWPs have been certified as technically correct and complete by Ship's CO (include letter or memo Ser/date). All Sea Trials testing is included on Sea Trials Agenda. Verify that any incomplete work (exception items) have been provided to RMC or NSA CHENG for technical concurrence to not impact Key Event or Sea Trials.	Prior to Key Event or Sea Trials	Project Manager/date _____/_____ SF Memorandum/Ser _____/_____
VIII. Work Completion/RMC Engineering	Certify that all assigned assessments (TSRA) or Fleet Tech Assists (FTA) tied to Key Event or Fast Cruise or Sea Trial are completed. For ongoing TSRA assessments or FTA, the RMC or NSA CHENG will certify that these assessments or FTA do not impact the Key Event or Fast Cruise or Sea Trial.	Prior to Key Event or Sea Trials	RMC/NSA CHENG/date _____/_____

CATEGORY OR ITEM	REQUIREMENT	MILESTONE	SIGNATURE/DATE
PRIOR TO KEY EVENT/SEA TRIALS (Cont'd)			
IX. Testing	<p>The RMC or NSA Integrated Test Coordinator will verify that:</p> <p>a. LMA Test Coordinator has certified that all Hull, Mechanical and Electrical and C5I testing identified per NAVSEA Standard Item 009-67 are complete with requisite OQE. Testing not complete is included on Sea Trials Agenda or added to exceptions list and provided to RMC or NSA CHENG for technical concurrence not to impact Key Event/Sea Trials.</p> <p>b. LMA WAFCO and Ship's CO have certified that all WAFs and Tag-outs required to Support Key Event/Sea Trials have been closed and cleared.</p>	<p>a. Prior to Key Event or Sea Trials</p> <p>b. Prior to Key Event or Sea Trials</p>	<p>a. Integrated Test Coordinator/date _____/_____</p> <p>LMA memorandum/ser _____/_____</p> <p>b. Integrated Test Coordinator/date _____/_____</p> <p>LMA memorandum/ser _____/_____</p> <p>SF memorandum/ser _____/_____</p>
X. Waivers and Deviations	<p>The RMC or NSA CHENG will certify that all technical non-conformances have been satisfactorily resolved in order to support Sea Trials and availability completion. This includes certifying that all Departures from Specifications (DFS) have been properly adjudicated, all PMR/AIT LAR/RLARs have been incorporated and that all RMC ESRs/Design</p>	<p>Prior to Key Event or Sea Trials</p>	<p>RMC/NSA CHENG/date _____/_____</p>

CATEGORY OR ITEM	REQUIREMENT	MILESTONE	SIGNATURE/DATE
PRIOR TO KEY EVENT/SEA TRIALS (Cont'd)			
X. Waivers and Deviations (Cont'd)	Service Requests, LARs and RLARs have been answered and incorporated. The NSA CHENG will also certify that all conditionally approved technical non-conformances that expire during the availability have been resolved.		
XI. Quality Assurance	Certify that all QA Office actions are satisfactory regarding resolution of QA Audits and Surveillances necessary to support Key Event or Sea Trials. All contractor Corrective Action Requests (CAR - Method B-D) issued during the availability are either closed or at an acceptable level of completion to support work certification. Include a memo describing outstanding items, remaining actions and Estimated Completion Dates, if applicable.	Prior to Key Event or Sea Trials	Quality Assurance Manager/date _____/_____ C130 Memorandum/Ser _____/_____

CATEGORY/ITEM	REQUIREMENT	MILESTONE	SIGNATURE/DATE
PRIOR TO KEY EVENT/SEA TRIALS (Cont'd)			
XII. Availability Completion	<p>a. RMC or NSA Project Manager verifies that all Sea Trials testing required for availability completion has been completed on Sea Trials. Exceptions to completion (including any new or growth work identified on Sea Trials have been approved by Technical Authority as to not impact availability completion and agreed upon by TYCOM. Exceptions will be tracked via Availability Closeout process.</p> <p>b. RMC or NSA CHENG verifies that all Sea Trials testing required for availability completion has been completed on Sea Trials. Any exceptions to completion (including new or growth work identified on Sea Trials) have been reviewed and approved as not to impact availability completion.</p> <p>c. The RMC or NSA CO releases message certifying availability completion.</p>	<p>a. Prior to Availability Completion</p> <p>b. Prior to Availability Completion</p> <p>c. Prior to Availability Completion</p>	<p>a. Project Manager/date _____/____</p> <p>b. NSA CHENG/date _____/____</p> <p>c. RMC Commander/date _____/____</p> <p>Message Date Time Group (DTG) _____/____</p>

APPENDIX R
AVAILABILITY QUALITY MANAGEMENT PLAN (QMP)
(SURFACE FORCE SHIPS ONLY)

1. NSA Certification Requirements. Naval Supervisory Authority (NSA) certification of readiness for major Key Events, Fast Cruise or Sea Trials and availability completion is required. NSA certification of readiness for events must include a basis for certification. For surface force ship availabilities, this basis includes:

- a. Approved QMS. The Executing Activity performing the work has a NAVSEA approved QMS. The QMS is audited periodically and includes ongoing in-process surveillance and follow-up to assure that recurring, systemic problem areas are identified and corrective action is taken. The QMS is further defined in NAVSEA Standard Item 009-04, Quality Management System.
- b. Mandatory Oversight. The NSA or Government activity performing the oversight of contract execution provides mandatory oversight to include “G” point observation and mandatory review of test data when required by the contract for critical work as required by Volume VII, Chapter 11, Section 11.5 of this manual and other higher level documentation.
- c. Non-Mandatory Oversight. The NSA or Government activity performing oversight of contract execution must also perform adequate oversight of contract work not identified as mandatory. Although not specified, frequency or degree of oversight is often described as “random.” There should be a systematic approach taken to defining where government oversight should be applied in order to provide the NSA with the maximum reasonable level of assurance that work is planned, executed and tested correctly.

2. QMP Requirement. The Availability Quality Management Plan (QMP) provides a risk-based methodology for the NSA to utilize and provide this maximum reasonable level of assurance in work planning, execution and testing without requiring 100 percent oversight or review of contractor work products. An Availability QMP is required by Volume VII, Chapter 11 of this manual (Contract Administration Quality Assurance Program).

3. QMP Methodology. The Availability QMP then is a product of review(s) conducted on the Availability Work Package (AWP) that evaluates each work item based on probability of failure and criticality of failure. The evaluation of the work items for these two attributes should result in a plan which dictates which work items will have increased levels of Procedure Evaluations (PE), Process Quality Audits (PQA) and Product Verification Inspections (PVI) by Engineering, QA and Waterfront Operations Departments. In addition, the Availability QMP should determine which work items will receive Quality Audits by QA Department.

- a. Probability of Failure. Contractor’s past performance history in different work areas, as captured in Code 130 Quality Data Evaluation, is utilized to evaluate work items that will require additional oversight based on contractor’s past performance. If a contractor does not have any previous experience in a work area, probability of failure should be evaluated as high, unless there is work experience in a related area sufficient to build confidence in expectation of good contractor performance.

b. Criticality of Failure. A consistent approach needs to be utilized by the NSA when developing Availability QMPs to identify work items which have higher criticality of failure. Simply put, equipment **or** systems that, by their failure alone, will result in the inability of the ship to get underway or meet primary mission requirements, (C4 CASREP) would equate to highest criticality of failure impact. Those systems **or** equipment that, by their failure alone, would result in a major degradation to ship's ability to meet mission requirements, (C3 CASREP) would have next highest criticality of failure consideration. Systems **or** equipment that, by their failure alone, would result in minor degradation to ship's ability to meet mission requirements, (C2 CASREP) would have the lowest criticality of failure consideration. There is no single source of input to determine criticality of failure. CNSP/CNSLINST 3504.1 identified "Redlines" requirements for surface force ships and should be utilized when identifying criticality of failure of systems **or** equipment being worked in the availability. Additional discussion on these requirements:

- (1) Redlines Systems. CNSP/CNSLINST 3504.1 includes matrices which identify minimum equipment lists by ship class. The NSA should utilize the redlines instruction as a guideline for determining "criticality of failure" when evaluating work items that may require additional oversight. Consideration should be given to redundancy, for example: On a DDG, relative level of oversight on a boat davit (1 of 1 required) would likely dictate more oversight than work on an air conditioning plant (2 of 5 required). For all redlines systems **or** equipment, contractor past performance discussed in paragraph 3.a. should be considered.
- (2) Non-Redlines Systems. Systems **or** equipment that is not addressed by CNSP/CNSLINST 3504.1 normally require less oversight. An exception would be if there is a record of poor past performance such as poor performance on critical coating systems application in tanks **and** voids. While Volume VII, Chapter 11 of this manual requires increased RMC inspection requirements for these systems, additional PE, PR, PVI or QA audit may also be required by the RMC due to a contractor's past performance.
- (3) QMP Applicability to FMA (I-Level), Ship's Force (SF), Naval Shipyards (NSY) and Alteration Installation Teams (AIT). While the QA Plan described herein generally refers to work contracted through the RMC, the NSA availability certification includes all work accomplished in the availability to include I-Level (FMA), SF, NSY and AIT. Each of these executing activities is also required to maintain an approved QMS. The NSA may not have direct oversight responsibility for these executing activities or provide auditing of their QMS. Oversight for NSY, FMA and SF work is provided organic to those organizations and does not normally require additional oversight by the NSA. The AWP review conducted concurrent with development of the QMP should, however, include a determination of high risk jobs being conducted that may require additional NSA oversight. This oversight, if required, should be part of the Availability QMP. For AIT work, NAVSEA Technical Specification 9090-310 requires that AIT contractors maintain a QMS approved by NAVSEA 04XQ and audited by respective government sponsor.

NAVSEA Technical Specification 9090-310 also requires that respective AIT government sponsors provide on-site oversight of AIT contractors, including specification review and approval, G point checks, and in-process surveillance of work. The NSA should include AIT work in the QMP development and make a determination on what additional oversight may be required to include in the QMP for AIT work.

APPENDIX AA

**SAMPLE SHIP'S REQUEST FOR PERMISSION TO COMMENCE FAST CRUISE
(SURFACE FORCE SHIPS AND AIRCRAFT CARRIERS)**

FM USS (SHIP NAME)//
TO(APPLICABLE TYCOM)//
INFO CNO WASHINGTON DC//
SUPERVISING AUTHORITY//
COMNAVSEASYS COM WASHINGTON DC//
COMCARGRU (GROUP NO.)//
PEO CARRIERS (AS APPLICABLE FOR CARRIERS)//
PEO THEATER SURFACE COMBATANTS//PMS400F// (AS APPLICABLE FOR
COMBATANTS)//
PEO EXW (AS APPLICABLE FOR AUXILIARIES, LITTORALS AND PATROL CRAFT)//
PEO MUW (AS APPLICABLE FOR MINE WARFARE)//
OTHER UNITS (IF APPLICABLE)//
BT
UNCLAS//N09080//
MSGID/GENADMIN/(ORIG)//
SUBJ/(SHIP NAME AND HULL NO.) FAST CRUISE//
REF/A//
AMPN/REF A IS //
RMKS/1. ALL FORCES AFLOAT WORK ITEMS AND TRAINING NECESSARY FOR
SEA TRIALS INCLUDING THOSE DEFICIENCIES LIST REF A HAVE BEEN
SATISFACTORILY COMPLETED.
2. USS _____ READY FOR SEA WITH EXCEPTION OF REMOVING SHORE
SERVICES. ALL REQUIRED STORES AND SPARE PARTS ON BOARD.
TECHNICAL DOCUMENTATION ON BOARD.
A.
B.
C.
D.
3. REQUEST PERMISSION TO COMMENCE FAST CRUISE//
BT

**NOTE: ENSURE MESSAGES ARE PER CURRENT MESSAGE FORMAT AND
CURRENT PLAD IS UTILIZED.**

APPENDIX AB**SAMPLE SHIP'S REPORT OF FAST CRUISE COMPLETION****(SURFACE FORCE SHIPS AND AIRCRAFT CARRIERS)**

FM USS (SHIP NAME)//
TO (APPLICABLE TYCOM)//
INFO CNO WASHINGTON DC//
COMNAVSEASYS COM WASHINGTON DC//
SUPERVISING AUTHORITY//
(APPLICABLE FLEET COMMANDER)//
COMCARGRU (GROUP NO.)//
PEO CARRIERS (AS APPLICABLE FOR CARRIERS)//
PEO THEATER SURFACE COMBATANTS (AS APPLICABLE FOR COMBATANTS)//
PEO EXW (AS APPLICABLE FOR AUXILIARIES, LITTORALS AND PATROL CRAFT)//
PEO MUW (AS APPLICABLE FOR MINE WARFARE)//
BT

UNCLAS //N09080//

MSGID/GENADMIN/(orig)//

SUBJ/(SHIP NAME AND HULL NO.) FAST CRUISE//

REF/A/RMG/(orig)/(dtg)//

REF/B/DOC/COMUSFLTFORCOM/(DATE)//

NARR/REF A IS TYCOM MSG AUTHORIZING COMMENCEMENT OF FAST CRUISE.

REF B IS COMUSFLTFORCOMINST 4790.3, JOINT FLEET MAINTENANCE MANUAL,
VOL II.//

RMKS/1. FAST CRUISE AUTHORIZED BY REF A COMPLETED AT (DATE/TIME). NO
MAJOR DEFICIENCIES NOTED IN CREW OR EQUIPMENT. REQUEST PERMISSION
TO COMMENCE SEA TRIAL **PER** REF B AT (DATE/TIME).//

BT

NOTE: ENSURE MESSAGES ARE **PER CURRENT MESSAGE FORMAT AND
CURRENT PLAD IS UTILIZED.**

APPENDIX AC

**SAMPLE SUPERVISING AUTHORITY READINESS FOR SEA TRIAL MESSAGE
(SURFACE FORCE SHIPS AND AIRCRAFT CARRIERS)**

FM (SUPERVISING AUTHORITY)//
TO USS (SHIP'S NAME)//
INFO CNO WASHINGTON DC//
COMNAVSEASYS COM WASHINGTON DC//
(APPLICABLE FLEET COMMANDER)//
(APPLICABLE TYCOM)//
(ISIC)//
PEO CARRIERS (AS APPLICABLE FOR CARRIERS)//
PEO THEATER SURFACE COMBATANTS (AS APPLICABLE FOR COMBATANTS)//
PEO EXW (AS APPLICABLE FOR AUXILIARIES, LITTORALS AND PATROL CRAFT)//
PEO MUW (AS APPLICABLE FOR MINE WARFARE)//
BT
UNCLAS //N09080//
MSGID/GENADMIN/(SUPERVISING AUTHORITY NAME)//
SUBJ/USS (SHIP NAME AND HULL NO.) READINESS FOR SEA TRIALS//
REF/A/DOC/COMUSFLTFORCOM (DATE)//
AMPN/REF A IS COMUSFLTFORCOMINST 4790.3, JOINT FLEET MAINTENANCE
MANUAL, VOLUME II//
RMKS/1. IAW REF A (SUPERVISING AUTHORITY) REPORTS THAT ALL WORK
NECESSARY FOR SEA TRIALS, HAVE BEEN SATISFACTORILY COMPLETED.
2. SEA TRIALS TO COMMENCE AT (TIME AND DATE) CONTINGENT UPON
(APPLICABLE TYCOM) APPROVAL//
BT

**NOTE: ENSURE MESSAGES ARE PER CURRENT MESSAGE FORMAT AND
CURRENT PLAD IS UTILIZED.**

16 Oct 2019

APPENDIX AD

**SAMPLE PRIME CONTRACTOR AVAILABILITY KEY EVENT READINESS
CERTIFICATION MEMORANDUM
(SURFACE FORCE SHIPS ONLY)**

XXXX

Ser ____

DD MMM YY

MEMORANDUM

From: Project Manager, _____ Regional Maintenance Center

To: Chief Engineer, _____ Regional Maintenance Center

Subj: PRIME CONTRACTOR READINESS FOR UNDOCKING CERTIFICATION FOR
USS PILOT SHIP (XXX XX)

Ref: (a) COMUSFLTFORCOMINST 4790.3 Joint Fleet Maintenance Manual (JFMM)

Encl: (1) Prime Contractor Undocking Exception List, USS Pilot Ship (XXX XX) DSRA

1. **Per** reference (a), this memorandum is to certify that all Prime Contractor contracted work for subject DSRA is complete in support of Undocking and unless listed as an exception, none of the remaining Prime Contractor contracted work meets the following definition of “Dry Dock Critical”:

Dry Dock Critical Items:

- a. All work **or** work items that require the ship to be in dry dock in order to perform the work.
- b. Work could be performed after undocking but would require additional costs, create an impact to schedule, or require the need for additional equipment and specialized personnel to perform the task that is not already covered by the original basic work package.
- c. This includes associated checkpoints, required OQE, and equipment testing required by the work **or** work item.

2. Exceptions listed in the attached enclosure were not completely accomplished and have been technically adjudicated in support of Undocking.

F M LAST

Project Manager

COPY TO:

RMC Integrated Test Coordinator, Code XXX

Commanding Officer, USS Pilot Ship (XXX XX)

Commander, Navy Regional Maintenance Center

Enclosure (1)

PRIME CONTRACTOR UNDOCKING EXCEPTION LIST, USS PILOT SHIP (XXX XX)
DSRA

Work Item Number	Equipment	Remarks

16 Oct 2019

APPENDIX AE

**SAMPLE FLEET MAINTENANCE ACTIVITY AVAILABILITY KEY EVENT
READINESS CERTIFICATION MEMORANDUM**

(SURFACE FORCE SHIPS ONLY)

XXXX

Ser ____

DD MMM YY

MEMORANDUM

From: Project Manager, _____ Regional Maintenance Center

To: Chief Engineer, _____ Regional Maintenance Center

Subj: FLEET MAINTENANCE ACTIVITY READINESS FOR DOCK TRIALS
CERTIFICATION FOR USS PILOT SHIP (XXX XX)

Ref: (a) COMUSFLTFORCOMINST 4790.3 Joint Fleet Maintenance Manual (JFMM)

Encl: (1) Fleet Maintenance Activity Dock Trials Exception List, USS Pilot Ship (XXX XX)
PMA

1. **Per** reference (a), this memorandum is to certify that all major propulsion plant work and cold plant testing assigned to XXRMC for subject PMA is complete and supports Propulsion Plant Operation and unless listed as an exception, none of the remaining FMA work will interfere with propulsion plant operation.

2. Exceptions listed in the attached enclosure were not completely accomplished and are subject to agreement upon by the Ship's Commanding Officer (CO), appropriate technical authority, and the XXRMC before proceeding with scheduled Propulsion Plant Operations.

F M LAST

Project Manager

COPY TO:

RMC Integrated Test Coordinator, Code XXX

Commanding Officer, USS Pilot Ship (XXX XX)

Commander, Navy Regional Maintenance Center

Enclosure (1)

FLEET MAINTENANCE ACTIVITY DOCK TRIALS EXCEPTION LIST, USS PILOT SHIP
(XXX XX) PMA

Work Item Number	Equipment	Remarks

16 Oct 2019

APPENDIX AF

**SAMPLE NAVAL SHIPYARD AVAILABILITY KEY EVENT READINESS
CERTIFICATION MEMORANDUM**

(SURFACE FORCE SHIPS ONLY)

XXXX

Ser ____

DD MMM YY

MEMORANDUM

From: Project Manager, _____ Regional Maintenance Center

To: Chief Engineer, _____ Regional Maintenance Center

Subj: NAVAL SHIPYARD READINESS FOR FAST CRUISE CERTIFICATION FOR USS
PILOT SHIP (XXX XX)

Ref: (a) COMUSFLTFORCOMINST 4790.3 Joint Fleet Maintenance Manual (JFMM)

Encl: (1) Naval Shipyard Fast Cruise Exception List, USS Pilot Ship (XXX XX) DSRA

1. **Per** reference (a), this memorandum is to certify that all major propulsion plant work and cold plant testing assigned to the Naval Shipyard (NSY) for subject DSRA is complete and supports Propulsion Plant Operation and unless listed as an exception, none of the remaining NSY work will interfere with propulsion plant operation.

2. Exceptions listed in the attached enclosure were not completely accomplished and are subject to agreement upon by the Ship's Commanding Officer (CO), appropriate technical authority, and the XXRMC before proceeding with scheduled Propulsion Plant Operations.

F M LAST

Project Manager

COPY TO:

RMC Integrated Test Coordinator, Code XXX

Commanding Officer, USS Pilot Ship (XXX XX)

Commander, Navy Regional Maintenance Center

Enclosure (1)

NAVAL SHIPYARD FAST CRUISE EXCEPTION LIST, USS PILOT SHIP (XXX XX) DSRA

Work Item Number	Equipment	Remarks

16 Oct 2019

APPENDIX AG

**SAMPLE ALTERATION INSTALLATION TEAM AVAILABILITY KEY EVENT
READINESS CERTIFICATION MEMORANDUM**

(SURFACE FORCE SHIPS ONLY)

XXXX

Ser ____

DD MMM YY

MEMORANDUM

From: AIT Government Sponsor

To: Chief Engineer, _____ Regional Maintenance Center

Subj: ALTERATION INSTALLATION TEAM READINESS FOR PRODUCTION
COMPLETION DATE CERTIFICATION FOR USS PILOT SHIP (XXX XX)

Ref: (a) COMUSFLTFORCOMINST 4790.3 Joint Fleet Maintenance Manual (JFMM)

Encl: (1) Alteration Installation Team Production Completion Date Exception List, USS
Pilot Ship (XXX XX) DSRA

1. **Per** reference (a), this memorandum is to certify that all work and testing assigned to the Alteration Installation Team and installed during the subject DSRA are complete and supports Production Completion Date (PCD) and unless listed as an exception, none of the remaining work will interfere with PCD.

2. Alterations installed:

3. Exceptions listed in the attached enclosure were not completely accomplished and are subject to agreement upon by the Ship's Commanding Officer (CO), appropriate technical authority, and the XXRMC before proceeding with scheduled Propulsion Plant Operations.

F M LAST

AIT Government Sponsor

COPY TO:

RMC Integrated Test Coordinator, Code XXX

Commanding Officer USS Pilot Ship XXX XX

Commander, Navy Regional Maintenance Center

Enclosure (1)

ALTERATION INSTALLATION TEAM PRODUCTION COMPLETION DATE
EXCEPTION LIST, USS PILOT SHIP (XXX XX) DSRA

Work Item Number	Equipment	Remarks

16 Oct 2019

APPENDIX AH

**SAMPLE SHIP'S FORCE AVAILABILITY KEY EVENT READINESS
CERTIFICATION MEMORANDUM**

(SURFACE FORCE SHIPS ONLY)

XXXX

Ser ____

DD MMM YY

MEMORANDUM

From: Commanding Officer USS _____

To: Chief Engineer, _____ Regional Maintenance Center

Subj: USS PILOT SHIP (XXX XX) READINESS FOR SEA TRIALS CERTIFICATION

Ref: (a) COMUSFLTFORCOMINST 4790.3 Joint Fleet Maintenance Manual (JFMM)

Encl: (1) Ship's Force Sea Trials Exception List, USS Pilot Ship (XXX XX) DSRA

1. **Per** reference (a), this memorandum is to certify that all major propulsion plant work and cold plant testing conducted by Ship's Force during subject DSRA is complete and supports Propulsion Plant Operation and unless listed as an exception, none of the remaining Ship's Force work will interfere with propulsion plant operation. A review of the Ship's Current Ship's Maintenance Project (CSMP), WAF Log, and Tagout Log has been conducted and there are no outstanding work items that would impact Propulsion Plant Operation.

2. Exceptions listed in the attached enclosure were not completely accomplished and are subject to agreement upon by the Ship's Commanding Officer (CO), appropriate technical authority, and the XXRMC before proceeding with scheduled Propulsion Plant Operations.

F M LAST

Project Manager

COPY TO:

RMC Integrated Test Coordinator, Code XXX

Commanding Officer USS Pilot Ship XXX XX

Commander, Navy Regional Maintenance Center

Enclosure (1)

SHIP'S FORCE SEA TRIAL EXCEPTION LIST, USS PILOT SHIP (XXX XX) DSRA

Work Item Number	Equipment	Remarks

16 Oct 2019

APPENDIX AI

**SAMPLE QUALITY ASSURANCE AVAILABILITY KEY EVENT READINESS
CERTIFICATION MEMORANDUM**

(SURFACE FORCE SHIPS ONLY)

XXXX

Ser ____

DD MMM YY

MEMORANDUM

From: Project Manager, _____ Regional Maintenance Center

To: Chief Engineer, _____ Regional Maintenance Center

Subj: QUALITY ASSURANCE READINESS FOR SEA TRIALS CERTIFICATION FOR
USS PILOT SHIP (XXX XX)

Ref: (a) COMUSFLTFORCOMINST 4790.3 Joint Fleet Maintenance Manual (JFMM)

Encl: (1) Quality Assurance Sea Trials Exception List, USS Pilot Ship (XXX XX) DSRA

1. **Per** reference (a), this memorandum is to certify that all Quality Assurance (QA) office actions for subject availability are satisfactory regarding resolution of QA audits and surveillances necessary to support Sea Trials.
2. Exceptions listed in the attached enclosure were not completely accomplished and are subject to agreement upon by the Ship's Commanding Officer (CO), appropriate technical authority, and the XXRMC before proceeding with scheduled Propulsion Plant Operations.

F M LAST

Quality Assurance Manager

COPY TO:

RMC Integrated Test Coordinator, Code XXX

Commanding Officer, USS Pilot Ship (XXX XX)

Commander, Navy Regional Maintenance Center

Enclosure (1)

QUALITY ASSURANCE SEA TRIALS EXCEPTION LIST, USS PILOT SHIP (XXX XX)
DSRA

Work Item Number	Equipment	Remarks

16 Oct 2019

APPENDIX AJ

**SAMPLE FINAL AVAILABILITY KEY EVENT READINESS CERTIFICATION
MEMORANDUM**

(SURFACE FORCE SHIPS ONLY)

XXXX

Ser ____

DD MMM YY

MEMORANDUM

From: Chief Engineer, _____ Regional Maintenance Center

To: Commanding Officer, _____ Regional Maintenance Center

Subj: FINAL READINESS FOR UNDOCKING CERTIFICATION FOR USS PILOT SHIP
(XXX XX)

- Ref:
- (a) COMUSFLTFORCOMINST 4790.3 Joint Fleet Maintenance Manual (JFMM)
 - (b) Prime Contractor readiness for Undocking Certification Memorandum / Ser XXX
 - (c) Fleet Maintenance Activity readiness for Undocking Certification Memorandum / Ser XXX
 - (d) Naval Shipyard readiness for Undocking Certification Memorandum / Ser XXX
 - (e) Alteration Installation Team readiness for Undocking Certification Memorandum / Ser XXX
 - (f) USS Pilot Ship (XXX XX) readiness for Undocking Certification Memorandum / Ser XXX
 - (g) XXRMC Code 130 Quality Assurance readiness for Undocking Certification Memorandum / Ser XXX

1. **Per** references (a) through (g), this memorandum acknowledges that all executing activities have certified completion of all work and testing required to support readiness for Undocking.
2. Exception items provided in references (b) through (g) have been reviewed and do not impact readiness for Undocking.

AA FIRST

Commanding Officer, USS Pilot Ship (XXX XX)

BB NEXT

Project Manager, ____ Regional Maintenance Center

CC MIDDLE

Port Engineer **or** TYCOM

DD LAST

NSA CHENG

II-I-3AJ-1

APPENDIX AJ

COPY TO:

Commanding Officer, USS Pilot Ship (XXX XX)

Project Manager, ___ Ashore Ships Maintenance

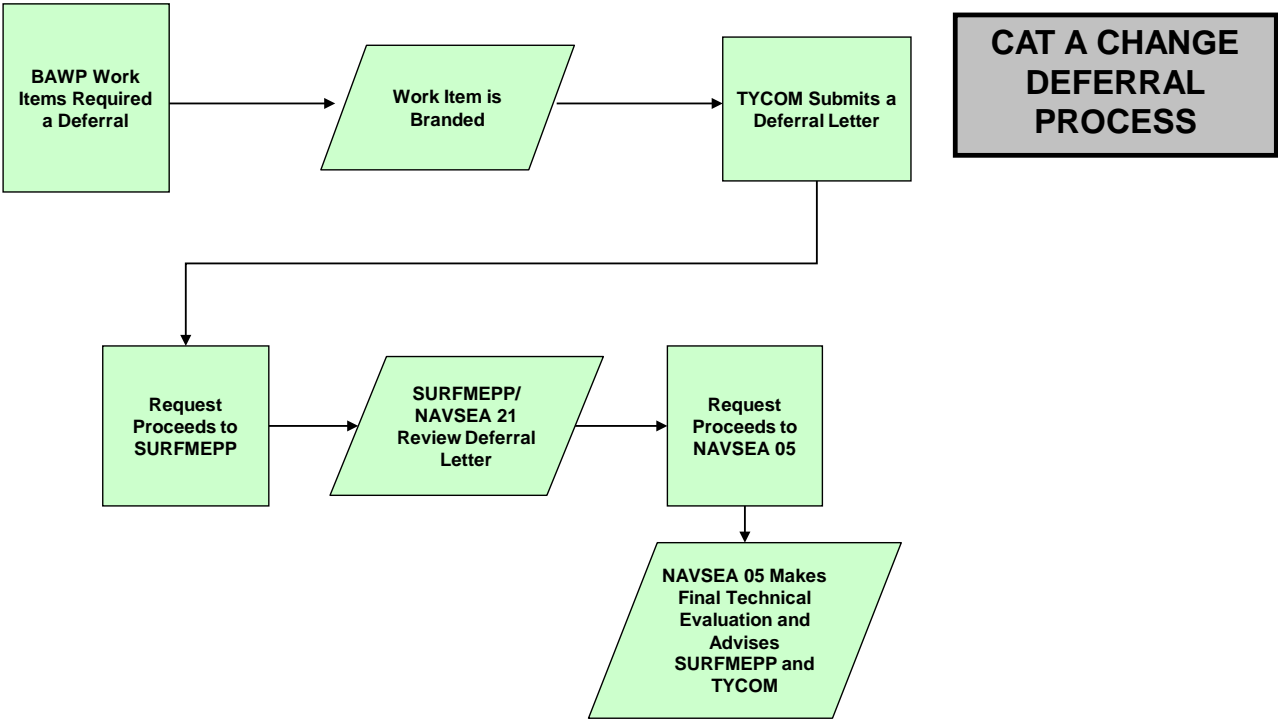
Manager or TYCOM

NSA CHENG

RMC Integrated Test Coordinator, Code XXX

Commander, Navy Regional Maintenance Center

APPENDIX AK
BRANDING CATEGORY (CAT) A CHANGE DEFERRAL PROCESS
(SURFACE FORCE SHIPS ONLY)



16 Oct 2019

APPENDIX AL
BAWP CHANGE DEFERRAL REQUEST (SAMPLE)

4700

XX/XXXX

DD MMM YY

From: Commander, U.S. Atlantic **or** Pacific Fleet

To: Commanding Officer, Surface Maintenance Engineering Planning Program

Subj: USS SHIP (HULL NUMBER) FYXX-FYXX FLEET READINESS
 PLAN MAINTENANCE CYCLE BASELINE, AVAILABILITY WORK
 PACKAGE CHANGE DEFERRAL REQUEST NOTIFICATION

Ref: (a) COMUSFLTFORCOMINST 4790.3 (SERIES), Joint Fleet Maintenance Manual
 (JFMM)

(b) USS SHIP (HULL NUMBER) FYXX-FYXX Baseline Availability Work Package
 (BAWP)

Encl: (1) USS SHIP (HULL NUMBER) FYXX-FYXX BAWP Change Request Sheet

(2) List of Previously Deferred CMP Requirements

1. USS SHIP (HULL NUMBER) FYXX XXX/SRA is scheduled to commence DD MMM
 YYYY. This letter confirms completion of "Submit Deferral Letter" in reference (a).

2. Enclosure (1) lists BAWP maintenance requirements recommended for non-accomplishment
 which require technical adjudication. Request adjudication of branding category "A" items
 identified in enclosure (1).

3. Operational Risk Summary: USS SHIP (HULL NUMBER) is **or** is not at risk of attaining a
 clear path to light-off at LOA. Additionally, the ship will **or** will not be materially ready to begin
 Unit-Level Training in one or more mission areas.

4. **Per** reference (a), **this** list contains the remaining planning milestones and dates (tasks are
 based on the "CNO PSIA Entitled Process"):

TASK	DATE
PSIA CONTRACTOR COMPLETE PLANNING & ESTIMATING OF WORK ASSIGNED BY A-240	DDMMYY
80% D-LEVEL WORK PACKAGE LOCKED BASED ON \$	DDMMYY
PSIA CONTRACTOR COMPLETE PLANNING & ESTIMATING OF WORK ASSIGNED BY A-120 DATE	DDMMYY
100% D-LEVEL WORK PACKAGE LOCKED BASED ON \$	DDMMYY
100% D-LEVEL WORK PACKAGE PLANNED OR ESTIMATED	DDMMYY

5. A list of CMP and repair items already approved for deferral is included in enclosure (2).

6. Point of Contact: NAME, COMMAND, PHONE NUMBER.

X.X.XXXXXXXXXX

RANK, USN

Copy to:

NAVSEA 05D

COMNAVSURFLANT/COMNAVSURFPAC (N43)

RMC

USS SHIP (HULL NUMBER)

USS SHIP NAME (HULL NUMBER) List of Previously Deferred CMP Items			
JCN	Task Description	Date Authorized	Method Authorized
EX01 ZA00	G1N6 Assessment of Store Room	15 Nov 2009	CMP Electronic Notification System
EM01 ZA55	G1E8 Assessment of GTM 2A	10 Dec 2009	SDM or SURFMEPP E-Mail

APPENDIX AM
AVAILABILITY PLANNING CONFERENCE AGENDA SAMPLE
(SURFACE FORCE SHIPS ONLY)

1. Introduction of Attendees. (Chair)
 - a. TYCOM Type Desk. (TDO or Availability Work Package Manager (AWPM) or PE)
(Chair)
 - b. Ship's Force.
 - c. Maintenance Team.
 - d. SURFMEPP.
 - e. TSRA.
 - f. Program Office Management Representative.
 - g. Planning Yard Representative.
 - h. Space and Naval Warfare Systems Command (SPAWAR) Representative.
 - i. Government Planners.
 - j. PSIA Contractor Representatives.
2. Meeting Overview - Agenda Topics. (Chair)
3. Availability Overview. (Chair)
 - a. Type.
 - b. Location.
 - c. Start Date, End Date and Duration.
 - d. Notional Mandays, Dollars and AP Dollars.
 - e. Expected Control Mandays, Dollars and AP Dollars.
4. Availability Budget. (TYCOM Type Desk)
 - a. Expected Control Breakdown.
 - (1) Fees.
 - (2) Reservations.
 - (3) Farm-Out.
 - b. Cost of work screened to date.
 - c. Budget Assessment.
5. Review ship's schedule. (Chair)
 - a. Home port.
 - b. Deployments and Underway periods.

- c. Scheduled Availabilities. (CMAV and TSRA)
 - d. Inspections and Assessment Visits.
 - e. Alteration Installation Teams.
 - f. Special evolutions that affect ship access.
6. Review remaining advance planning milestones highlighting key dates and deadlines. (TYCOM (AWPM **or** PE))
 7. Brief BAWP contents including status of all mandatory repair and assessment tasks due during the cycle, showing those completed, scheduled and overdue. (SURFMEPP)
 8. SURFMEPP Turnover BAWP to TYCOM. (SURFMEPP)
 9. Brief CSMP showing the screening of all off-ship jobs. Highlight potential technical issues, including Departures from Specifications (DFS) and other jobs that may later be deemed mandatory. Discuss any other concerns. (TYCOM (PE))
 10. Brief status of all mandatory repair and assessment tasks due during the cycle, showing remaining tasks scheduled and overdue and discuss concerns. (SURFMEPP)
 11. Brief status of all mandatory CMP task Change Deferral Requests, showing those approved, approval pending and disapproved. (SURFMEPP)
 12. Assess impact of disapproved CMP task Change Deferral Requests. (TYCOM (PE))
 13. Brief schedule of remaining TSRA availabilities and mitigation strategy to accomplish those mandatory CMP assessments that were not executed as scheduled. (TSRA)
 14. Assess impact of remaining inspections and assessments. (TYCOM (PE))
 15. Brief Program **and** Fleet Alteration changes since last briefed. (TYCOM (AWPM) (SEA21 briefs Program Alterations changes, if present, else AWPM briefs both))
 16. Assess impact of modernization changes on other work. (TYCOM (AWPM) **or** TYCOM (PE) **or** Planner)
 17. Assess impact of AWP on habitability. (TYCOM (PE))
 18. Review and assess Ship's Force planned work that may impact other work. (TYCOM (PE))
 19. Review and assess Ship's Force deferred work that may need to be included in the AWP. (TYCOM (PE))
 20. New Issues.
 21. Ship Commanding Officer Concerns.
 22. Action Required after the Meeting:
 - a. TYCOM (AWPM) distributes meeting minutes with action items.
 - b. TYCOM Type Desk briefs chain of command of the Commanding Officer Concerns.
 - c. SURFMEPP negotiates the uploading of all new CMP tasks identified after this point with the TYCOM. (AWPM **or** PE)

APPENDIX AN
BAWP WORK ITEM BRANDING CATEGORIES
(SURFACE FORCE SHIPS ONLY)

<p>Mandatory (Technical): Requires an approved Change Request prior to non-accomplishment. Only SURFMEPP is authorized to brand items in this category. BAWP work items in this branding category include maintenance actions, which have high-level technical requirements or are NAVSEA-mandated. Resolution is managed by the applicable Technical Warrant Holder.</p>		
Type Sequence Number	Brand Code	
811	A1	Mandatory maintenance by direction of higher authority.
816	A6	Reprogrammed BAWP items from previous maintenance cycles.
831	AD	Mandatory items deferred at least two FRP cycles.
833	AH	Mandatory maintenance approved for deferral in the current maintenance cycle.
832	AR	Repair task that must be accomplished within the current FRP Maintenance Cycle.
834	AS	Mandatory Safety-Related Modernization.
<p>Required (Non-Technical): Requires TYCOM approval and subsequent notification to SURFMEPP prior to non-accomplishment.</p>		
842	B2	MTA, MILR and legacy as failed alterations.
843	B3	All other modernization not included as categories B1 or B2. (Note: "B1" N/A to Surface Ships)
846	B6	Availability Services. (Temp or Routine)
847	B7	Repair work related to an active CASREP or DFS.
849	B9	Non-Mandatory Technical Requirement, Non-Service and Routine CMP task.

APPENDIX AO
BAWP TO AWP PROCESS
(SURFACE FORCE SHIPS ONLY)

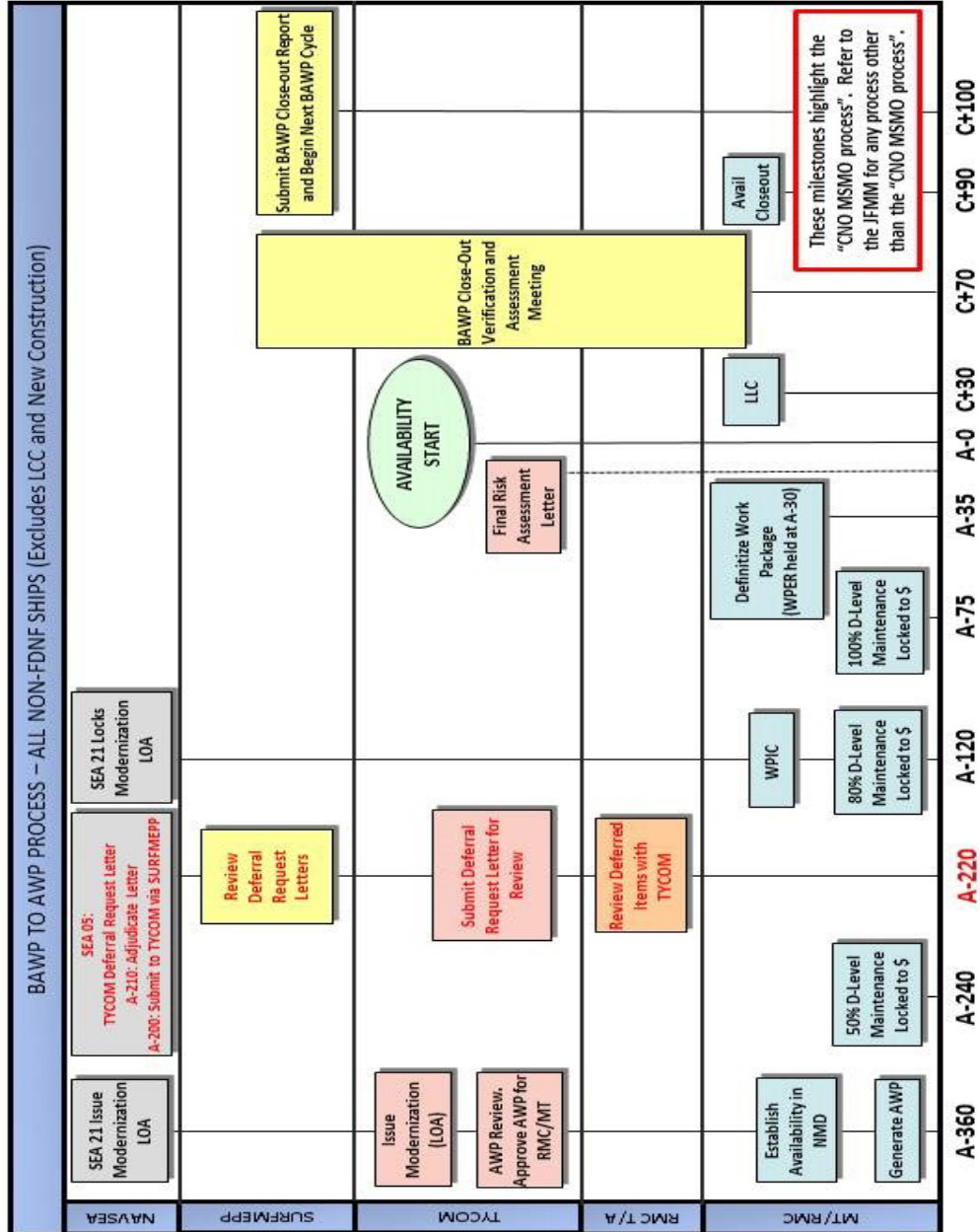
NOTE: SURFMEPP WILL HOST FOUR (4) SCHEDULED MEETINGS OVER THE COURSE OF THE SHIP'S FRP MAINTENANCE CYCLE: THE CORROSION PLANNING CONFERENCE (C+115), THE LCPC (C+140), THE MID-CYCLE REVIEW AND THE BAWP CLOSE-OUT VERIFICATION AND ASSESSMENT MEETING (C+70). DUE TO A COMPRESSED FRP MAINTENANCE CYCLE, TWO MAINTENANCE CYCLES ARE PLANNED CONCURRENTLY. THE FOLLOW-ON CYCLE'S LCPC OCCURS AFTER TYCOM'S CURRENT CYCLE DEFERRAL LETTER SUBMISSION AND PRIOR TO THE START OF THE CURRENT CYCLE'S CNO AVAILABILITY. WHEN POSSIBLE, SURFMEPP CONFERENCES WILL BE HELD IN CONJUNCTION WITH OTHER MT SCHEDULED MEETINGS, SUCH AS MONTHLY AVAILABILITY ADVANCED PLANNING MEETINGS AND PLANNING BOARD FOR MAINTENANCE (PB4M).

1. The Life Cycle Planning Conference will be controlled **per** paragraph 3.4.1a.(4) of this chapter.
2. C+100. SURFMEPP will issue LCPC Announcement Letter to establish the date, location and agenda for the LCPC.
3. C+130. SURFMEPP will send a list of the FRP Maintenance Cycle CMP requirements and a list of recommended availability services to the ship's PE for review and correction. This list is a preview of initial BAWP and will be discussed in detail at the LCPC. Upon request SURFMEPP will provide a list of CMP-required assessments to TYCOM, NRMC and RMC in support of the TSRA process.
4. C+140. The LCPC agenda will include a review of the planning schedule, required CMP assessments, Navy Data Environment (NDE) modernization forecasts, CNO Availability services **or** routines as applicable, organizational responsibilities, and DFSs.
5. C+150.
 - a. SURFMEPP will upload a data file (MM0001 file) with all mandatory maintenance actions and expected CNO Availability services into the ship's CSMP in support of ship-specific MT screening and brokering requirements. The data file will span approximately six (6) calendar quarters.
 - b. SURFMEPP will issue formal correspondence detailing the planning schedule and outstanding action items from the LCPC.
6. All other requirements listed in the body of this manual are germane (refer to Volume II, Part I, Chapter 3).

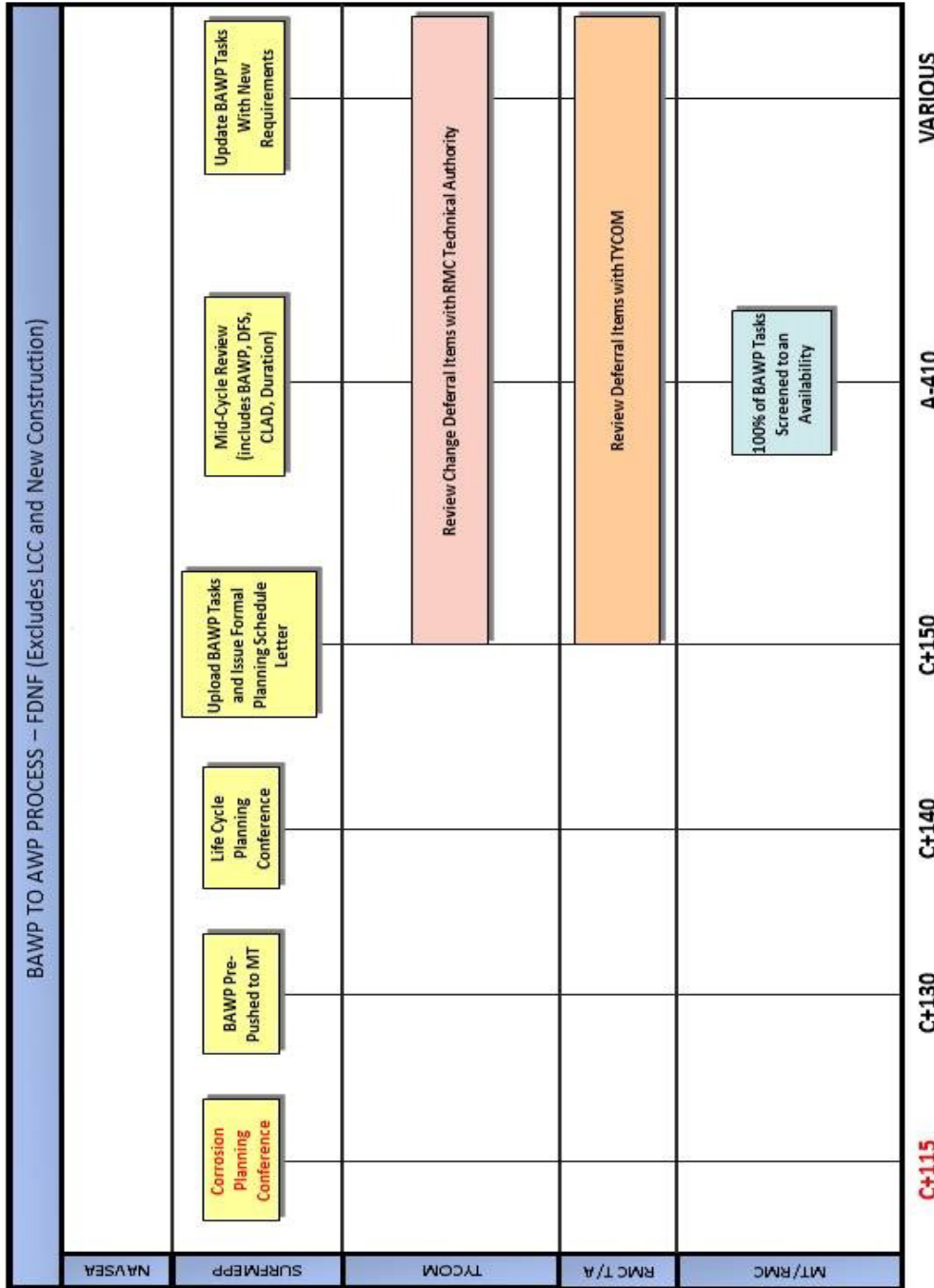
APPENDIX AO
BAWP TO AWP PROCESS - ALL NON-FDNF SHIPS
(SURFACE FORCE SHIPS ONLY)

BAWP TO AWP PROCESS – FDNF (Excludes LCC and New Construction)						
NAVSEA						
SURFMEMP	Corrosion Planning Conference	BAWP Pre-pushed to MT	Life Cycle Planning Conference	Upload BAWP Tasks and Issue Formal Planning Schedule Letter	Mid-Cycle Review (includes BAWP, DFS, CLAD, Duration)	Update BAWP Tasks With New Requirements
TYCOM					Review Change Deferral Items with RMC Technical Authority	
RMC T/A					Review Deferral Items with TYCOM	
MT/RMC					100% of BAWP Tasks Screened to an Availability	
	C+115	C+130	C+140	C+150	A-410	VARIOUS

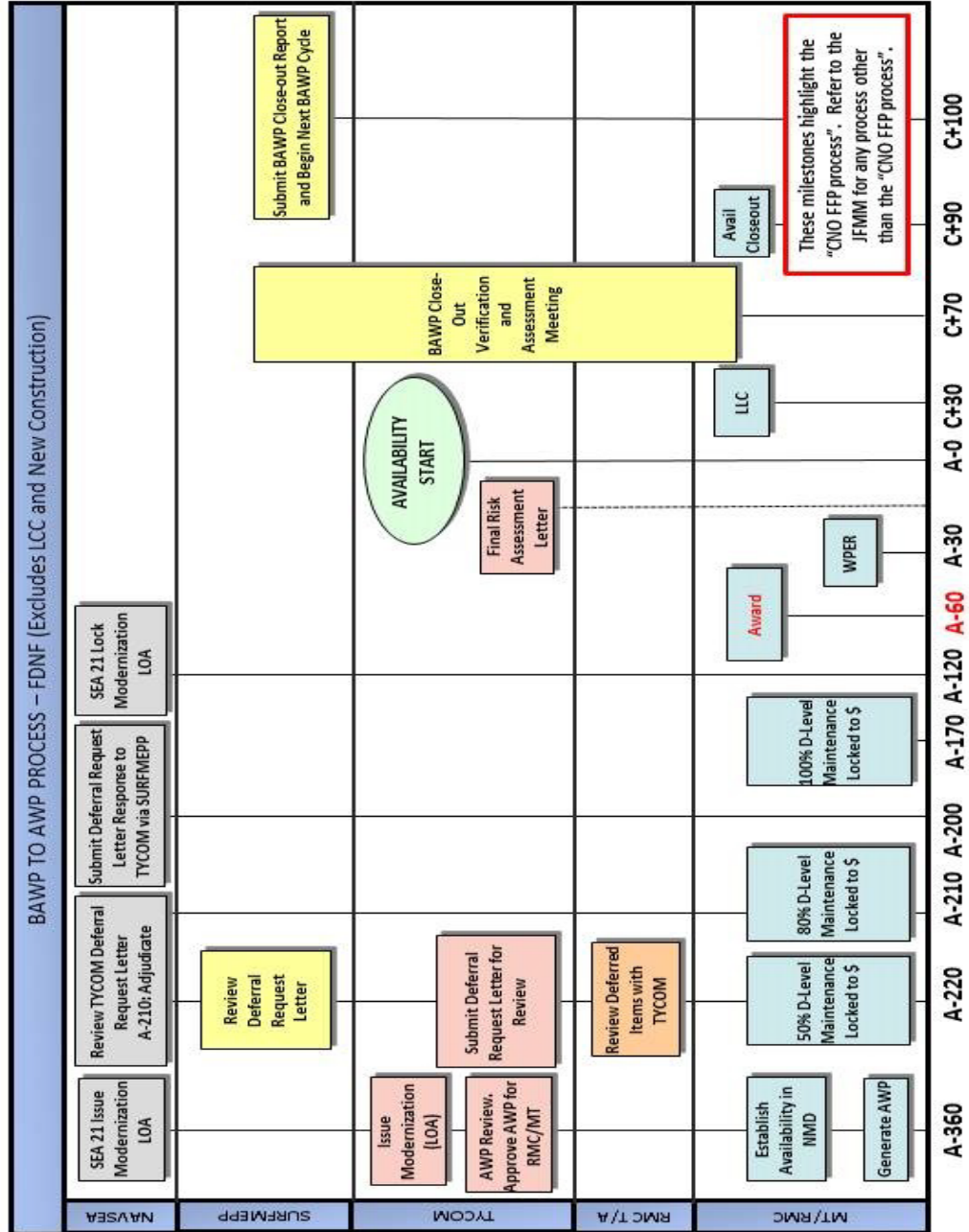
APPENDIX AO
BAWP TO AWP PROCESS - ALL NON-FDNF SHIPS
(SURFACE FORCE SHIPS ONLY)



APPENDIX AO
BAWP TO AWP PROCESS - FDNF
(SURFACE FORCE SHIPS ONLY)



APPENDIX AO
BAWP TO AWP PROCESS - FDNF
(SURFACE FORCE SHIPS ONLY)



16 Oct 2019

APPENDIX BA

**SAMPLE TYCOM MESSAGE CONCERNING ESCORT SERVICES FOR
INDUSTRIAL ACTIVITY AVAILABILITIES OF LESS THAN SIX MONTHS
DURATION**

(SUBMARINES ONLY)

FM COMSUB <LANT/PAC><NORFOLK VA/PEARL HARBOR HI>//
 TO COMSUB<RON/GRU NO.>/{ISIC of Escort Ship}
 USS <ESCORT SHIP NAME>//
 INFO CNO WASHINGTON DC//
 COM<LANT/PAC>FLT <NORFOLK VA/PEARL HARBOR HI>//
 COMNAVSEASYS COM WASHINGTON DC (AS APPLICABLE) //
 DIRSSP WASHINGTON DC // {For SSBN/SSGN only}
 <SUPERVISING AUTHORITY>/{<CODES>}//
 <SUBOPAETH>// {If other than parent TYCOM}
 COMSUBRON ELEVEN//
 COMSUB<RON/GRU NO.>/{ISIC of Sea Trial Ship}
 CTF TWO SIX//
 CTG TWO SIX PT ONE//
 NSCES NORFOLK VA//
 UNSEARESCOM SAN DIEGO CA//
 NAVUNSEAWARCENDIV NEWPORT RI//
 NAVUNSEAWARCENDET WEST PALM BEACH FL//
 NAVUNSEAWARCENDET AUTECH ANDROS ISLAND BAHAMAS//
 NAVSURFWARCEN CARDEROCKDIV BETHESDA MD//
 PEOSUBCBTWPNSYS WASHINGTON DC//
 NAVORDTESTU CAPE CANAVERAL FL// {For SSBN/SSGN only}
 COMSUBGRU <NINE/TEN> // {For SSBN/SSGN only}
 USS <SEA TRIAL SHIP NAME> //
 BT
 UNCLAS //N03120//
 MSGID/GENADMIN/COMSUB<LANT/PAC>//
 SUBJ/(SUBS) SUBMARINE SEA TRIAL SUPPORT SERVICES//
 REF/A/<RMG/DOC>/<SUPERVISING AUTHORITY>/<DATE/DTG>//
 REF/B/DOC/COMUSFLTFORCOM/<DATE>//
 NARR/REF A IS SEA TRIAL SUPPORT REQUEST. REF B IS JOINT FLEET
 MAINTENANCE MANUAL//
 RMKS/1. REF A REQUESTED AND IAW REF B USS <NAME OF ESCORT SHIP> IS
 APPROVED AS ESCORT FOR USS <SEA TRIAL SHIP NAME> FOR SEA TRIALS
 OCCURRING <DDMMYY>.
 2. FOR COMSUB<RON/GRU NO.> PROVIDE GOLD DOLPHIN RIDER ONBOARD USS
 <NAME OF ESCORT SHIP>.
 3. DIRLAUTH ALCON FOR EVENT SCHEDULES AND SCHEDULE CHANGES.//
 BT

| **NOTE: ENSURE MESSAGES ARE PER CURRENT MESSAGE FORMAT AND
CURRENT PLAD IS UTILIZED.**

16 Oct 2019

APPENDIX BB**SAMPLE ISIC MESSAGE TO TYCOM CONCERNING CREW CERTIFICATION AND MATERIAL CONDITION FOR FAST CRUISE AND SEA TRIALS FOR INDUSTRIAL ACTIVITY AVAILABILITIES LESS THAN SIX MONTHS IN DURATION****(SUBMARINES ONLY)**

FM COMSUB<RON/GRU NO.>//
 TO COMSUB<LANT/PAC> <NORFOLK VA/PEARL HARBOR HI>//
 INFO <SUPERVISING AUTHORITY>//<CODES>//
 USS <SHIP NAME>//
 COMSUBGRU<NO.>//
 BT
 UNCLAS//N09094//
 MSGID/GENADMIN/COMSUB<RON/GRU NO.>//
 SUBJ/(SUBS) USS <SHIP NAME/HULL NO.> CREW AND MATERIAL CERTIFICATION//
 REF/A/DOC/COMUSFLTFORCOM/<DATE>//
 REF/B/DOC/NAVSEA/<DATE>//
 REF/C/DOC/NAVSEA/<DATE>//
 NARR/REF A IS COMUSFLTFORCOMINST 4790.3, JOINT FLEET MAINTENANCE MANUAL. REF B IS SUBMARINE SAFETY (SUBSAFE) REQUIREMENTS MANUAL, NAVSEA 0924-062-0010. REF C IS NAVSEA URO MRC TECHNICAL MANUAL//
 RMKS/1. CREW CERTIFICATION CONDUCTED AND SATISFACTORILY COMPLETED IAW REF A.
 2. IAW REFS A AND B, COMSUB<RON/GRU NO.> CERTIFIES THE SUBSAFE CERTIFICATION BOUNDARY OF <SHIP NAME/HULL NO.> INSTALLED, REPAIRED AND/OR TESTED BY FORCES AFLOAT IS SATISFACTORY FOR SEA TRIALS TO TEST DEPTH. ALL SUBSAFE CONTROLLED WORK PACKAGES ARE CLOSED. CERTIFICATION REQUIREMENTS OF REF B HAVE BEEN SUSTAINED FOR THE REMAINDER OF THE SUBSAFE CERTIFICATION BOUNDARY. ALL OTHER CONTROLLED WORK PERFORMED BY SHIP'S FORCE HAS BEEN COMPLETED AND SATISFACTORILY RETESTED AND THE APPROPRIATE WORK PACKAGES CLOSED.
 3. MATERIAL/SALVAGE CONDITION CERTIFIED READY FOR SEA UPON COMPLETION OF THE FOLLOWING CORRECTIVE ACTIONS:
 A.
 B.
 4. THERE ARE NO OUTSTANDING RECS. THE FOLLOWING DEPARTURES FROM SPECIFICATION ARE CURRENTLY OUTSTANDING:

<u>DEPARTURE NO.</u>	<u>TYPE</u>	<u>SYSTEM/COMPONENT</u>	<u>RESTRICTION (IF ANY)</u>
A.			
B.			

 5. ALL URO MRC AND MANDATORY TESTS/INSPECTIONS SPECIFIED IN REF C HAVE BEEN ACCOMPLISHED OR VERIFIED TO BE WITHIN THE REQUIRED PERIODICITY.
 6. COMSUB<RON/GRU NO.> REPORTS READINESS OF USS <SHIP NAME/HULL NO.> FOR COMMENCEMENT OF FAST CRUISE. CO USS <SHIP NAME/HULL NO.> CONCURS.//

16 Oct 2019

7. SUBJECT TO SATISFACTORY COMPLETION OF FAST CRUISE AND RESOLUTION OF MANDATORY DEFICIENCIES COMSUB<RON/GRU NO.> CONSIDERS USS <SHIP NAME/HULL NO.> MATERIAL CONDITION READINESS SATISFACTORY FOR COMMENCEMENT OF SEA TRIALS.//

BT

NOTE: ENSURE MESSAGES ARE PER CURRENT MESSAGE FORMAT AND CURRENT PLAD IS UTILIZED.

APPENDIX BC

MAJOR TRIAL AND INSPECTION MILESTONES FOR INDUSTRIAL ACTIVITY
AVAILABILITIES LESS THAN SIX MONTHS DURATION

(SUBMARINES ONLY)

EVENT	COGNIZANCE	APPROXIMATE SCHEDULE	CORRESPONDING APPENDIX
A. Periodic Monitoring Inspections	ISIC or TYCOM Representative	Start to completion	
B. Supervising Authority and Industrial Activity for Sea Trial Support	ISIC	Sea Trials -45 days	BN
C. Pre-Criticality Inspection (2 Days – Nuclear Powered Submarines Only)	ISIC (Only required when the reactor has been shut down greater than 16 weeks)	Within 1 month of criticality	
D. Escort Recommendation (Message) or Waiver Request Message	TYCOM	Sea Trials -28 days	Appendix BA Para 3.6.8.3.9.b.(4) for Waivers
E. NAVSEA Approval of Escort Waiver	NAVSEA	Sea Trials -14 days	
F. Phase II Crew Certification and Material Inspection	ISIC or Crew Certification not required unless crew turnover greater than 15%. Material Inspection on a case by case basis	Prior to Fast Cruise	
G. Approve Sea Trials Agenda	ISIC	Prior to Fast Cruise (-7 to -14 days)	
H. Salvage Inspection	ISIC	Sea Trials -10 days	
I. Dock Trials (1 day or less)	CO of Ship	Sea Trials -10 days	
J. Audit Re-Entry Control, Departure from Specifications, URO MRCs (Formal Report Required)	ISIC	Sea Trials -4 days	
K. Crew and Material Certification Message	ISIC	Sea Trials -4 days	Appendix BB, BQ
L. Supervising Authority SUBSAFE Certification Continuity Report	Supervising Authority	Sea Trials -4 days	Reference (x), Paragraph 6.3.2.3.1 Reference (aj) Paragraph 6.3.2.3.1
M. Readiness for Fast Cruise	CO of Ship	Sea Trials -4 days	Appendix BH

EVENT	COGNIZANCE	APPROXIMATE SCHEDULE	CORRESPONDING APPENDIX
N. Grant Permission to Conduct Fast Cruise	ISIC	Sea Trials -4 days	Appendix BI
O. Commence Fast Cruise	CO of Ship	Sea Trials -3 days (1 to 2 days in duration)	
P. Report Ship Readiness for Sea Trials	CO of Ship	Sea Trials -1 day	Appendix BJ
Q. Message Update of Material Certification Status and Readiness for Sea Trials	ISIC	Sea Trials -1 day	Appendix BK
R. Authorization to Commence Sea Trials and Depth Authorization Message	TYCOM	Sea Trials -1 day	Appendix BD, BR
S. Commence Sea Trials	CO of Ship	0	
T. Daily Sea Trials SITREP or Status Report	CO of Ship	At Least Daily During Sea Trials	Appendix BM
U. Supervising Authority SUBSAFE Certification Continuity Report	Supervising Authority	Follow-On Sea Trials-1 day	Reference (x), Paragraph 6.3.2.3.1 Reference (aj) Paragraph 6.3.2.3.1
V. Report Ship Readiness for Follow-On Sea Trials	CO of Ship	Follow-On Sea Trials -1 day	Appendix BE
W. Update of Material Status prior to Follow-on Sea Trials.	ISIC	Follow-On Sea Trials-1 day	Appendix BF, BQ
X. TYCOM Authorization to Commence Follow-On Sea Trials and Depth Authorization	TYCOM	Follow-On Sea Trials-1 day	Appendix BG, BR
Y. Sea Trials Completion Message	CO of Ship to ISIC and TYCOM	+1 day After Sea Trials	Appendix BL
Z. Sea Trials Completion Message	Supervising Authority	+1 day After Sea Trials	Format similar to Reference (x) Appendix B3.8
AA.	ISIC	+1 day After Sea Trials	Appendix BS
AB. URO Message	TYCOM	+1 day After Sea Trials	Appendix BO, BT

NOTE: UNLESS OTHERWISE INDICATED, SCHEDULE DATES ARE REFERENCED TO SEA TRIALS UNDERWAY DATE.

16 Oct 2019

APPENDIX BD

**SAMPLE TYCOM MESSAGE TO SHIP CONCERNING SEA TRIALS DEPTH
AUTHORIZATION
FOR INDUSTRIAL ACTIVITY AVAILABILITIES LESS THAN SIX MONTHS IN
DURATION**

(SUBMARINES ONLY)

FM COMSUB<LANT/PAC> <NORFOLK VA/PEARL HARBOR HI>//
 TO USS <SHIP NAME>//
 INFO CNO WASHINGTON DC//
 COMNAVSEASYS COM WASHINGTON DC//
 COM<LANT/PAC>FLT <NORFOLK VA/PEARL HARBOR HI>//
 DIRSSP WASHINGTON DC//{For SSBN/SSGN only}
 COMSUBGRU <NO.>//
 COMSUBRON< NO.>//
 <SUPERVISING AUTHORITY>//<CODES>//
 BT
 UNCLAS //N09094//
 MSGID/GENADMIN/COMSUB<LANT/PAC>//
 SUBJ/(SUBS) USS <SHIP NAME/HULL NO.> SEA TRIALS DEPTH AUTHORIZATION//
 REF/A/DOC/<SUPERVISING AUTHORITY>/<DATE>//
 REF/B/RMG/ COMSUB<RON/GRU NO.>/<DTG>//{APPENDIX BK}
 REF/C/RMG/ USS <SHIP NAME>/<DTG>//{APPENDIX BJ}
 NARR/ REF A IS <SUPERVISING AUTHORITY> SUBSAFE CERTIFICATION
 CONTINUITY REPORT FOR <SHIP NAME/HULL NO.>. REF B IS COMSUB<RON/GRU
 NO.> REPORT OF MATERIAL CONDITION OF SHIP NOT WORKED BY THE
 SHIPYARD. REF C IS SHIP REPORT OF SATISFACTORY COMPLETION OF FAST
 CRUISE
 RMKS/1. REF A CERTIFIED THE SUBSAFE MATERIAL CONDITION OF THOSE PARTS
 OF USS <SHIP NAME/HULL NO.> INSTALLED, REPAIRED AND/OR TESTED BY THE
 SHIPYARD IS SATISFACTORY FOR SEA TRIALS TO TEST DEPTH.
 2. REF B CONFIRMS THAT THE CERTIFICATION OF THE REMAINDER OF ITEMS
 WITHIN THE SUBSAFE CERTIFICATION BOUNDARY OF USS <SHIP NAME/HULL
 NO.> HAS BEEN SUSTAINED. ACCORDINGLY, THE STATUS OF THE SUBSAFE
 CERTIFICATION BOUNDARY OF USS <SHIP NAME/HULL NO.> IS SATISFACTORY
 FOR SEA TRIALS TO TEST DEPTH.
 3. REF B AND C REPORTED COMPLETION OF FAST CRUISE AND READINESS TO
 PROCEED ON SEA TRIALS.
 4. USS <SHIP NAME/HULL NO.> IS AUTHORIZED TO DIVE UNDER DELIBERATE
 AND CONTROLLED CONDITIONS TO <SPECIFIED DEPTH>.
**NOTE: IF AN UNSATISFACTORY CONDITION OR SEAWATER LEAKAGE IN
 EXCESS OF THE SPECIFICATION IS FOUND DURING THE CONDUCT OF
 THE CONTROLLED DIVE TO TEST DEPTH, AT THE DISCRETION OF
 THE COMMANDING OFFICER THE SHIP MAY CONTINUE TO TEST
 DEPTH UNLESS THE COMMANDING OFFICER DETERMINES IT
 APPROPRIATE TO ABORT THE DIVE.**

5. EXCEPT AS LISTED IN 6. BELOW, THIS DEPTH AUTHORIZATION IS AUTOMATICALLY SUSPENDED UPON RE-ENTRY TO THE SUBSAFE CERTIFICATION BOUNDARY OR CASUALTY AFFECTING RECOVERABILITY, SALVAGE, WATERTIGHT INTEGRITY, OR OPERATION OF SHIP'S CONTROL SURFACES. THE SHIP **MUST** NOT OPERATE AT A DEPTH GREATER THAN 200 FEET UNTIL RE-ENTRY IS CERTIFIED. TYCOM APPROVAL IS REQUIRED PRIOR TO COMMENCING A SUBSEQUENT DEEP DIVE TO CERTIFY WORK ACCOMPLISHED TO CORRECT SUBSAFE DEFICIENCIES DISCOVERED DURING THE SEA TRIAL.
6. RE-ENTRY CONTROL TO ADJUST FLOOD CONTROL HYDRAULIC VALVE TIMING WILL BE CERTIFIED BY THE COMMANDING OFFICER. TYCOM CERTIFICATION IS NOT REQUIRED, AND A SITREP WILL BE TRANSMITTED PRIOR TO RESUMPTION OF OPERATION BELOW 200 FEET.
7. FOLLOWING COMPLETION OF THE SEA TRIALS AGENDA, THE SHIP IS RESTRICTED TO ONE HALF OF TEST DEPTH PLUS FIFTY FEET UNTIL RECEIPT OF AN UNRESTRICTED OPERATIONS MESSAGE FROM <TYPE COMMANDER>. THE MESSAGE WILL BE SENT FROM <TYPE COMMANDER> FOLLOWING REVIEW AND ACCEPTANCE OF SEA TRIALS DATA BY <SUPERVISING AUTHORITY>. THE MESSAGE IS SENT WITHIN 24 HOURS FOLLOWING SHIPYARD RECEIPT OF SEA TRIAL DATA.
8. ALL SEA TRIALS SITREPS ARE TO BE SENT USING IMMEDIATE PRECEDENCE.//
BT

NOTE: ENSURE MESSAGES ARE **PER CURRENT MESSAGE FORMAT AND CURRENT PLAD IS UTILIZED.**

APPENDIX BE

SAMPLE SHIP MESSAGE TO TYCOM CONCERNING READINESS FOR FOLLOW-ON SEA TRIALS FOR INDUSTRIAL ACTIVITY AVAILABILITIES LESS THAN SIX MONTHS IN DURATION

(SUBMARINES ONLY)

FM USS <SHIP NAME>//
 TO COMSUB<LANT/PAC> <NORFOLK VA/PEARL HARBOR HI>//
 INFO COMSUBRON ELEVEN//
 COMSUBGRU <NO.>//
 COMSUB<RON/GRU NO.>//
 <SUPERVISING AUTHORITY>//<CODES>//
 BT
 UNCLAS //N09094//
 MSGID/GENADMIN//USS <SHIP'S NAME>//
 SUBJ/(SUBS) USS <SHIP NAME/HULL NO.>READINESS FOR <FOLLOW-ON ^(NOTE 1)>SEA TRIALS//
 REF/A/DOC/<SUPERVISING AUTHORITY>/<DATE>//
 REF/B/DOC/COMUSFLTFORCOM/<DATE>//
 REF/ REF A IS <SUPERVISING AUTHORITY> SUBSAFE CERTIFICATION CONTINUITY REPORT FOR <SHIP NAME/HULL NO.>. REF B IS COMUSFLTFORCOMINST 4790.3, JOINT FLEET MAINTENANCE MANUAL, VOLUME II.//
 RMKS/1. REF A CERTIFIED THE SUBSAFE MATERIAL CONDITION OF THOSE PARTS OF USS <SHIP NAME/HULL NO.> INSTALLED, REPAIRED AND/OR TESTED BY THE SHIPYARD IS SATISFACTORY FOR SEA TRIALS TO TEST DEPTH.
 2. USS <SHIP NAME/HULL NO.> AND CREW REPORTED READY TO PROCEED IAW REF B, ON <FOLLOW-ON ^(NOTE 1)> SEA TRIALS WITH THE FOLLOWING EXCEPTIONS:
 A. REMOVAL OF SHORE SERVICE CONNECTIONS.
 B.
 3. MATERIAL CONDITION SUPPORTS ADEQUATE CREW REST FOR UNDERWAY AT <TIME AND DATE>.
 4. REQUEST PERMISSION TO COMMENCE <FOLLOW-ON ^(NOTE 1)> SEA TRIALS.//
 BT
NOTE: UPCOMING TRIAL WHICH IS SUBJECT OF THIS CERTIFICATION (E.G., SECOND SEA TRIAL, ETC.).
NOTE: ENSURE MESSAGES ARE **PER CURRENT MESSAGE FORMAT AND CURRENT PLAD IS UTILIZED.**

16 Oct 2019

APPENDIX BF

**SAMPLE ISIC MESSAGE TO TYCOM CONCERNING
MATERIAL CERTIFICATION FOR FOLLOW-ON SEA TRIALS IN CASES WHERE A
PREVIOUS SEA TRIAL WAS ABORTED OR CORRECTIVE ACTIONS FOR SEA
TRIAL DEFICIENCIES REQUIRE AN ADDITIONAL DEEP DIVE FOR INDUSTRIAL
ACTIVITY AVAILABILITIES LESS THAN SIX MONTHS IN DURATION**

(SUBMARINES ONLY)

FM COMSUB<RON/GRU NO.>//
 TO COMSUB<LANT/PAC> <NORFOLK VA/PEARL HARBOR HI>//
 INFO COMSUBRON ELEVEN//
 COMSUBGRU <NO.>//
 USS <SHIP NAME>//
 <SUPERVISING AUTHORITY>//<CODES>//
 BT
 UNCLAS //N09094//
 MSGID//GENADMIN/COMSUB<RON/GRU NO.>//
 SUBJ/(SUBS) USS <SHIP NAME/HULL NO.>MATERIAL CERTIFICATION/ READINESS
 FOR <FOLLOW-ON ^(NOTE 1)> SEA TRIALS//
 REF/A/DOC/ COMUSFLTFORCOM/<DATE>//
 REF/B/RMG/COMSUB<RON/GRU NO.>/<DTG>//{ APPENDIX BK }
 REF/C/DOC/NAVSEA /<DATE>//
 REF/D/RMG/USS <SHIP NAME>/<DTG>//{ APPENDIX BE }
 NARR/REF A IS COMUSFLTFORCOMINST 4790.3, JOINT FLEET MAINTENANCE
 MANUAL, VOLUME II. REF B IS COMSUB<RON/GRU NO.> MSG TO TYCOM ON
 MATERIAL STATUS PRIOR TO INITIAL SEA TRIALS. REF C IS NAVSEA 0924-062-
 0010, SUBMARINE SAFETY (SUBSAFE) REQUIREMENTS MANUAL. REF D IS USS
 <SHIP NAME/HULL NO.> REPORT OF READINESS FOR FOLLOW-ON SEA TRIALS.//
 RMKS/1. IAW REF A AND C, THIS MSG CERTIFIES THAT NO MANDATORY
 DEFICIENCIES FOR <FOLLOW-ON ^(NOTE 1)> SEA TRIALS HAVE BEEN IDENTIFIED.
 THERE HAVE BEEN NO RECS OPENED AND NO FORCES AFLOAT SUBSAFE
 DEPARTURES FROM SPECIFICATION PROCESSED SINCE THE START OF THE
 INITIAL SEA TRIALS <OR, SUBSEQUENT TO REF B, REPORT ANY MANDATORY
 DEFICIENCIES DISCOVERED WITH CORRECTIVE ACTION, AND IF RECS AND/OR
 DEPARTURES FROM SPECIFICATIONS WERE PROCESSED SINCE THE START OF
 THE INITIAL SEA TRIALS, REPORT ALL RECS OPENED SINCE THE START OF
 INITIAL SEA TRIALS ARE CLOSED AND/OR ALL SUBSAFE DEPARTURES FROM
 SPECIFICATIONS PROCESSED SINCE THE START OF SEA TRIALS ARE RESOLVED
 NOTE 2.>
 2. THERE ARE NO SUBSAFE DEPARTURES FROM SPECIFICATIONS WITH
 CONDITIONS WHICH HAVE NOT BEEN SATISFIED. THE FOLLOWING DEPARTURES
 FROM SPECIFICATIONS ARE CURRENTLY OUTSTANDING:
DEPARTURE NO. TYPE SYSTEM/COMPONENT RESTRICTION (IF ANY)
 A.
 B.
 3. SHIP REPORTED READINESS FOR FOLLOW-ON SEA TRIALS IN REF D.//

II-I-3BF-1

APPENDIX BF

BT

NOTE 1: UPCOMING TRIAL WHICH IS SUBJECT OF THIS CERTIFICATION (E.G., SECOND SEA TRIAL, ETC.).

NOTE 2: LIST ALL RE-ENTRIES TO MATERIAL CERTIFICATION BOUNDARY AND ALL WORK ON SYSTEMS AFFECTING RECOVERABILITY, SALVAGE, WATERTIGHT INTEGRITY, OR OPERATION OF SHIP'S CONTROL SURFACES WITH CORRECTIVE ACTION SINCE RELEASE FOR FAST CRUISE MESSAGE.

NOTE: ENSURE MESSAGES ARE **PER CURRENT MESSAGE FORMAT AND CURRENT PLAD IS UTILIZED.**

16 Oct 2019

APPENDIX BG

**SAMPLE TYCOM MESSAGE TO SHIP CONCERNING FOLLOW-ON
SEA TRIALS DEPTH AUTHORIZATION FOR INDUSTRIAL ACTIVITY
AVAILABILITIES LESS THAN SIX MONTHS IN DURATION**

(SUBMARINES ONLY)

FM COMSUB<LANT/PAC> <NORFOLK VA/PEARL HARBOR HI>//
 TO USS <SHIP NAME>//
 INFO CNO WASHINGTON DC//
 COMNAVSEASYS COM WASHINGTON DC//
 COM<LANT/PAC>FLT <NORFOLK VA/PEARL HARBOR HI>//
 DIRSSP WASHINGTON DC//{FOR SSBN/SSGN}
 COMSUBGRU <NO.>//
 COMSUB<RON/GRU NO.>//
 <SUPERVISING AUTHORITY>//<CODES>//
 BT
 UNCLAS //N09094//o
 MSGID/GENADMIN/COMSUB<LANT/PAC>//
 SUBJ/(SUBS) USS <SHIP NAME/HULL NO.> <FOLLOW-ON^(NOTE 1)> SEA TRIALS
 DEPTH AUTHORIZATION//
 REF/A/DOC/<SUPERVISING AUTHORITY>/<DATE>//
 REF/B/RMG/ COMSUB<RON/GRU NO.>/<DTG>//{APPENDIX BF}
 REF/C/RMG/ USS <SHIP NAME>/<DTG>//{APPENDIX BE}
 NARR/ REF A IS <SUPERVISING AUTHORITY> SUBSAFE CERTIFICATION
 CONTINUITY REPORT FOR <SHIP NAME/HULL NO.>. REF B IS COMSUB<RON/GRU
 NO.> IS REPORT OF MATERIAL CONDITION OF SHIP NOT WORKED BY THE
 SHIPYARD. REF C IS SHIP REPORT OF READINESS FOR <FOLLOW-ON^(NOTE 1)> SEA
 TRIALS
 RMKS/1. REF A CERTIFIED THE SUBSAFE MATERIAL CONDITION OF THOSE PARTS
 OF USS <SHIP NAME/HULL NO.> INSTALLED, REPAIRED, AND/OR TESTED BY THE
 SHIPYARD IS SATISFACTORY FOR <FOLLOW-ON^(NOTE 1)> SEA TRIALS TO TEST
 DEPTH.
 2. REF B AND C CONFIRM THAT CREW IS READY FOR <FOLLOW-ON^(NOTE 1)> SEA
 TRIALS AND REPORT THE CERTIFICATION OF THE REMAINDER OF ITEMS WITHIN
 SUBSAFE CERTIFICATION BOUNDARY OF USS <SHIP NAME/HULL NO.> HAS BEEN
 SUSTAINED. ACCORDINGLY, THE STATUS OF THE SUBSAFE CERTIFICATION
 BOUNDARY OF USS <SHIP NAME/HULL NO.> IS SATISFACTORY FOR <FOLLOW-ON^(NOTE 1)>
 SEA TRIALS TO TEST DEPTH.
 3. USS <SHIP NAME/HULL NO.> IS AUTHORIZED TO DIVE UNDER DELIBERATE
 AND CONTROLLED CONDITIONS TO <SPECIFIED> DEPTH IAW THE <FOLLOW-ON^(NOTE 1)>
 SEA TRIALS AGENDA CONCURRED IN BY REF B AND APPROVED BY REF C.

NOTE: IF AN UNSATISFACTORY CONDITION OR SEAWATER LEAKAGE IN EXCESS OF THE SPECIFICATION IS FOUND DURING THE CONDUCT OF THE CONTROLLED DIVE TO TEST DEPTH, AT THE DISCRETION OF THE COMMANDING OFFICER THE SHIP MAY CONTINUE TO TEST DEPTH UNLESS THE COMMANDING OFFICER DETERMINES IT APPROPRIATE TO ABORT THE DIVE.

4. EXCEPT AS LISTED IN 5. BELOW, THIS DEPTH AUTHORIZATION IS AUTOMATICALLY SUSPENDED UPON RE-ENTRY TO THE SUBSAFE CERTIFICATION BOUNDARY OR CASUALTY AFFECTING RECOVERABILITY, SALVAGE, WATERTIGHT INTEGRITY, OR OPERATION OF SHIP'S CONTROL SURFACES. THE SHIP **MUST** NOT OPERATE AT A DEPTH GREATER THAN 200 FEET UNTIL RE-ENTRY IS CERTIFIED. TYCOM APPROVAL IS REQUIRED PRIOR TO COMMENCING A SUBSEQUENT DEEP DIVE TO CERTIFY WORK ACCOMPLISHED TO CORRECT SUBSAFE DEFICIENCIES DISCOVERED DURING THE SEA TRIAL.

5. RE-ENTRY CONTROL TO ADJUST FLOOD CONTROL HYDRAULIC VALVE TIMING WILL BE CERTIFIED BY THE COMMANDING OFFICER, TYCOM CERTIFICATION IS NOT REQUIRED, AND A SITREP WILL BE TRANSMITTED PRIOR TO RESUMPTION OF OPERATION

6. FOLLOWING COMPLETION OF THE SEA TRIALS AGENDA, THE SHIP IS RESTRICTED TO ONE HALF OF TEST DEPTH PLUS FIFTY FEET UNTIL RECEIPT OF AN UNRESTRICTED OPERATIONS MESSAGE FROM <TYPE COMMANDER>. THE MESSAGE WILL BE SENT FROM <TYPE COMMANDER> FOLLOWING REVIEW AND ACCEPTANCE OF SEA TRIALS DATA BY <SUPERVISING AUTHORITY>. THE MESSAGE IS SENT WITHIN 24 HOURS FOLLOWING SHIPYARD RECEIPT OF SEA TRIAL DATA.

7. ALL SEA TRIALS SITREPS ARE TO BE SENT USING IMMEDIATE PRECEDENCE.//

NOTE 1: UPCOMING TRIALS WHICH ARE SUBJECT OF THIS CERTIFICATION (E.G., SECOND SEA TRIALS, ETC.).

NOTE: ENSURE MESSAGES ARE **PER CURRENT MESSAGE FORMAT AND CURRENT PLAD IS UTILIZED.**

16 Oct 2019

APPENDIX BH**SAMPLE SHIP MESSAGE TO ISIC CONCERNING READINESS FOR FAST CRUISE
FOR INDUSTRIAL ACTIVITY AVAILABILITIES LESS THAN SIX MONTHS IN
DURATION****(SUBMARINES ONLY)**

FM USS <SHIP NAME>//
 TO COMSUB<RON/GRU NO.>//
 INFO COMSUBRON ELEVEN//
 COMSUBGRU <NO.>//
 <SUPERVISING AUTHORITY>/<CODES>//
 BT
 UNCLAS //N09094//
 MSGID/GENADMIN/USS <SHIP NAME>//
 SUBJ/(SUBS) USS <SHIP NAME/HULL NO.> READINESS FOR FAST CRUISE//
 REF/A/DOC/<SUPERVISING AUTHORITY>/<DATE>//
 REF/B/RMG/COMSUB<RON/GRU NO.>/<DTG>/{ APPENDIX BB }
 REF/C/RMG/COMSUB<RON/GRU NO.>/<DTG>/{ APPENDIX BQ }
 REF/D/DOC/COMUSFLTFORCOM/<DATE>//
 NARR/ REF A IS <SUPERVISING AUTHORITY> SUBSAFE <FLY-BY-WIRE>
 CERTIFICATION CONTINUITY REPORT. REF B IS COMSUB<RON/GRU NO.> REPORT
 OF READINESS FOR FAST CRUISE AND SEA TRIALS. REF C IS COMSUB<RON/GRU
 NO.> FLY-BY-WIRE REPORT OF READINESS FOR FAST CRUISE AND SEA TRIALS.
 REF D IS COMUSFLTFORCOMINST 4790.3, JOINT FLEET MAINTENANCE MANUAL,
 VOLUME II//
 1. REFS A THROUGH C REPORTED READINESS OF SHIP FOR FAST CRUISE AND
 SEA TRIALS. USS <SHIP NAME/HULL NO.> AND CREW ARE READY FOR SEA
 TRIALS IAW REF D WITH THE FOLLOWING EXCEPTIONS:
 A. COMPLETION OF FAST CRUISE.
 B. REMOVAL OF SHORE SERVICE CONNECTIONS.
 2. REQUEST PERMISSION TO START FAST CRUISE.//
 BT

**NOTE: ENSURE MESSAGES ARE PER CURRENT MESSAGE FORMAT AND
 CURRENT PLAD IS UTILIZED.**

APPENDIX BI**SAMPLE ISIC MESSAGE TO SHIP AUTHORIZING COMMENCEMENT OF FAST CRUISE FOR INDUSTRIAL ACTIVITY AVAILABILITIES LESS THAN SIX MONTHS IN DURATION****(SUBMARINES ONLY)**

FM COMSUB<RON/GRU NO.>//
 TO USS <SHIP NAME>//
 INFO CNO WASHINGTON DC//
 COM<LANT/PAC>FLT <NORFOLK VA/PEARL HARBOR HI>//
 COMNAVSEASYS COM WASHINGTON DC//
 COMSUB<LANT/PAC> <NORFOLK VA/PEARL HARBOR HI>//
 DIRSSP WASHINGTON DC//{For SSBN/SSGN only}
 <SUBOPAETH>// {If other than parent TYCOM}
 COMSUBRON ELEVEN//
 COMSUBGRU <NO.>//
 <SUPERVISING AUTHORITY>/<CODES>//
 BT
 UNCLAS //N09094//
 MSGID/GENADMIN/USS <SHIP NAME>//
 SUBJ/(SUBS) USS <SHIP NAME/HULL NO.> READINESS FOR FAST CRUISE//
 REF/A/DOC/<SUPERVISING AUTHORITY>/<DATE>//
 REF/B/RMG/COMSUB<RON/GRU NO.>/<DTG>//{APPENDIX BB}
 REF/C/RMG/ USS <SHIP NAME>/<DTG>//{APPENDIX BH}
 REF/D/DOC/ COMUSFLTFORCOM/<DATE>//
 NARR/ REF A IS <SUPERVISING AUTHORITY> SUBSAFE CERTIFICATION
 CONTINUITY REPORT. REF B IS COMSUB<RON/GRU NO.> REPORT OF READINESS
 FOR FAST CRUISE AND SEA TRIALS. REF C USS <SHIP NAME> IS REPORT OF
 READINESS FOR FAST CRUISE AND SEA TRIALS. REF D IS COMUSFLTFORCOMINST
 4790.3, JOINT FLEET MAINTENANCE MANUAL, VOLUME II.//
 1. REF A REPORTED <SUPERVISING AUTHORITY> ASSIGNED WORK COMPLETE
 AND READINESS FOR FAST CRUISE AND SEA TRIALS.
 2. REF B REPORTED REMAINING PORTIONS OF SUBSAFE BOUNDARY NOT
 WORKED BY <SUPERVISING AUTHORITY> MAINTAINED CERTIFIED AND
 READINESS FOR FAST CRUISE AND SEA TRIALS.
 3. REF C REPORTED SHIP'S FORCE READINESS FOR FAST CRUISE AND SEA TRIALS
 AND REQUESTED PERMISSION TO COMMENCE FAST CRUISE.
 4. IAW WITH REF D USS <SHIP NAME> IS AUTHORIZED TO COMMENCE FAST
 CRUISE. <SHIP NAME> IS DIRECTED TO REPORT COMPLETION OF FAST CRUISE
 AND ALL SUBSAFE DEFICIENCIES IDENTIFIED DURING FAST CRUISE TO
 COMSUB<RON/GRU NO.>, COMSUB<LANT/PAC> AND <SUPERVISING
 AUTHORITY>./.
 BT

NOTE: ENSURE MESSAGES ARE PER CURRENT MESSAGE FORMAT AND CURRENT PLAD IS UTILIZED.

APPENDIX BJ**SAMPLE SHIP MESSAGE TO ISIC AND TYCOM CONCERNING READINESS FOR
SEA TRIALS FOR INDUSTRIAL ACTIVITY AVAILABILITIES LESS THAN SIX
MONTHS IN DURATION****(SUBMARINES ONLY)**

FM USS <SHIP NAME>//
TO COMSUB<LANT/PAC> <NORFOLK VA/PEARL HARBOR HI>//
COMSUB<RON/GRU NO.>//
INFO COMSUBRON ELEVEN//
COMSUBGRU <NO.>//
<SUPERVISING AUTHORITY>//<CODES>//
BT
UNCLAS //N09094//
MSGID/GENADMIN//USS <SHIP'S NAME>//
SUBJ/(SUBS) USS <SHIP NAME/HULL NO.>READINESS FOR SEA TRIALS//
REF/A/DOC/ COMUSFLTFORCOM/<DATE>//
NARR/REF A IS COMUSFLTFORCOMINST 4790.3, JOINT FLEET MAINTENANCE
MANUAL, VOLUME II//
RMKS/1. FAST CRUISE COMPLETED <TIME AND DATE>.
2. IAW REF A, USS <SHIP NAME/HULL NO.> AND CREW REPORTED READY TO
PROCEED ON SEA TRIALS WITH THE FOLLOWING EXCEPTIONS:
 A. REMOVAL OF SHORE SERVICE CONNECTIONS.
 B.
3. MATERIAL CONDITION SUPPORTS ADEQUATE CREW REST FOR UNDERWAY AT
<TIME AND DATE>.
4. REQUEST PERMISSION TO COMMENCE SEA TRIALS.//
BT

**NOTE: ENSURE MESSAGES ARE PER CURRENT MESSAGE FORMAT AND
CURRENT PLAD IS UTILIZED.**

16 Oct 2019

APPENDIX BK**SAMPLE ISIC MESSAGE TO TYCOM CONCERNING FINAL MATERIAL
CERTIFICATION PRIOR TO SEA TRIALS FOR INDUSTRIAL ACTIVITY
AVAILABILITIES LESS THAN SIX MONTHS IN DURATION****(SUBMARINES ONLY)**

FM COMSUB<RON/GRU NO.>//
 TO COMSUB<LANT/PAC> <NORFOLK VA/PEARL HARBOR HI>//
 INFO COMSUBRON ELEVEN//
 COMSUBGRU <NO.>//
 USS <SHIP NAME>//
 <SUPERVISING AUTHORITY>//<CODES>//
 BT
 UNCLAS //N09094//
 GENADMIN/COMSUB<RON/GRU NO.>//
 SUBJ/(SUBS) USS <SHIP NAME/HULL NO.> MATERIAL CERTIFICATION/ READINESS
 FOR SEA TRIALS//
 REF/A/DOC/ COMUSFLTFORCOM/<DATE>//
 REF/B/RMG/COMSUB<RON/GRU NO.>/<DTG>//{APPENDIX BB}
 REF/C/RMG/USS<SHIP NAME>/<DTG>//{APPENDIX BJ}
 REF/D/DOC/NAVSEA /<DATE>//
 NARR/REF A IS COMUSFLTFORCOMINST 4790.3, JOINT FLEET MAINTENANCE
 MANUAL, VOLUME II. REF B IS COMSUB<RON/GRU NO.> MSG TO TYCOM ON
 CREW CERT. REF C IS SHIP REPORT OF COMPLETION OF FAST CRUISE AND
 READINESS FOR SEA TRIALS. REF D IS NAVSEA 0924-062-0010, SUBMARINE
 SAFETY (SUBSAFE) REQUIREMENTS MANUAL.
 RMKS/1. IAW REFS A AND D, THIS MSG CERTIFIES THAT NO MANDATORY
 DEFICIENCIES FOR SEA TRIALS HAVE BEEN IDENTIFIED AS REPORTED IN REF B
 AND C. THERE HAVE BEEN NO RECS OPENED AND NO SUBSAFE DEPARTURES
 FROM SPECIFICATION PROCESSED SINCE THE START OF FAST CRUISE. <OR,
 REPORT ANY MANDATORY DEFICIENCIES DISCOVERED WITH CORRECTIVE
 ACTION, AND IF RECS AND/OR DEPARTURES FROM SPECIFICATIONS WERE
 PROCESSED SINCE THE START OF FAST CRUISE, REPORT ALL RECS OPENED
 SINCE THE START OF FAST CRUISE ARE CLOSED AND/OR ALL SUBSAFE
 DEPARTURES FROM SPECIFICATIONS PROCESSED SINCE THE START OF FAST
 CRUISE ARE RESOLVED.> (NOTE 1.)
 2. THERE ARE NO SUBSAFE DEPARTURES FROM SPECIFICATIONS WITH
 CONDITIONS WHICH HAVE NOT BEEN SATISFIED. THE FOLLOWING ADDITIONAL
 DEPARTURES FROM SPECIFICATIONS WERE GENERATED SUBSEQUENT TO REF B.
 <If None, indicate NONE>

DEPARTURE NO.	TYPE	SYSTEM/COMPONENT	RESTRICTION (IF ANY)
A.			
B.			

 3. REQUEST PERMISSION TO COMMENCE SEA TRIALS. CO <SHIP NAME/HULL
 NO.> CONCURS.//
 BT

NOTE 1: LIST ALL RE-ENTRIES TO MATERIAL CERTIFICATION BOUNDARY AND ALL WORK ON SYSTEMS AFFECTING RECOVERABILITY, SALVAGE, WATERTIGHT INTEGRITY, OR OPERATION OF SHIP'S CONTROL SURFACES WITH CORRECTIVE ACTION SINCE RELEASE FOR FAST CRUISE MESSAGE.

NOTE: ENSURE MESSAGES ARE PER CURRENT MESSAGE FORMAT AND CURRENT PLAD IS UTILIZED.

16 Oct 2019

APPENDIX BL

**SAMPLE SHIP MESSAGE TO ISIC AND TYCOM CONCERNING MATERIAL
CERTIFICATION UPON COMPLETION OF SEA TRIALS FOR INDUSTRIAL
ACTIVITY AVAILABILITIES LESS THAN SIX MONTHS IN DURATION**

(SUBMARINES ONLY)

FM USS <SHIP NAME>//
 TO COMSUB<LANT/PAC> <NORFOLK VA/PEARL HARBOR HI>//
 COMSUB<RON/GRU NO.>//
 <SUPERVISING AUTHORITY>//<CODES>//
 INFO CNO WASHINGTON DC//
 COMNAVSEASYS COM WASHINGTON DC//
 COM<LANT/PAC>FLT <NORFOLK VA/PEARL HARBOR HI>//
 DIRSSP WASHINGTON DC//{FOR SSBN/SSGN}
 COMSUBRON ELEVEN//
 COMSUBGRU<NO.>//
 BT
 UNCLAS //N09094//
 GENADMIN/COMSUB<RON/GRU NO.>//
 SUBJ/(SUBS) USS <SHIP NAME/HULL NO.> SATISFACTORY COMPLETION OF SEA
 TRIALS//
 REF/A/DOC/ COMUSFLTFORCOM/<DATE>//
 NARR/REF A IS COMUSFLTFORCOMINST 4790.3, JOINT FLEET MAINTENANCE
 MANUAL, VOLUME II.
 RMKS/1. USS <SHIP NAME> REPORTS SATISFACTORY COMPLETION OF SEA
 TRIALS. ALL TESTING REQUIRED BY THE SEA TRIALS TEST AGENDA AND REF (A)
 HAVE BEEN COMPLETED. <OR REPORT ALL TESTING NOT COMPLETED PER NOTE
 1>.
 2. THERE WERE NO SUBSAFE DEFICIENCIES IDENTIFIED. <OR REPORT ALL
 SUBSAFE DEFICIENCIES>.
 3. THE <SUPERVISING AUTHORITY> TEST DIRECTOR CONCURS WITH THIS
 REPORT.
 BT

**NOTE 1: LIST ALL RE-ENTRIES TO MATERIAL CERTIFICATION BOUNDARY
AND ALL WORK ON SYSTEMS AFFECTING RECOVERABILITY,
SALVAGE, WATERTIGHT INTEGRITY, OR OPERATION OF SHIP'S
CONTROL SURFACES WITH CORRECTIVE ACTION SINCE RELEASE
FOR FAST CRUISE MESSAGE.**

**NOTE: ENSURE MESSAGES ARE PER CURRENT MESSAGE FORMAT AND
CURRENT PLAD IS UTILIZED.**

APPENDIX BM

SUBMARINE SEA TRIAL SITUATION REPORT
(SITREP LESS THAN SIX MONTHS)

FM USS <SHIP NAME>//
 TO COMSUB<LANT/PAC> <NORFOLK VA/PEARL HARBOR HI>//
 INFO CNO WASHINGTON DC//
 COM<LANT/PAC>FLT <NORFOLK VA/PEARL HARBOR HI> //
 COMNAVSEASYS COM WASHINGTON DC//
 DIRSSP WASHINGTON DC// {For SSBN/SSGN Only}
 <SUBOPAETH>// {IF OTHER THAN PARENT TYCOM}
 COMSUBRON ELEVEN//
 COMSUBGRU <NO.>//
 COMSUB<RON/GRU NO.>//
 <SUPERVISING AUTHORITY>//<CODES>//
 (OTHER UNITS IN AREA IF APPLICABLE)//
 BT
 UNCLAS //N09094//
 MSGID/GENADMIN/USS <SHIP NAME>//
 SUBJ/(TYPE AVAILABILITY) SITREP (SEQUENTIAL NUMBER)//
 REF/A/DOC/COMUSFLTFORCOM/<DATE>//
 REF/B/DOC/AS APPLICABLE/<DATE>//
 NARR/ REF A IS COMUSFLTFORCOMINST 4790.3, JOINT FLEET MAINTENANCE
 MANUAL, VOLUME II.
 RMKS/1. CO'S SUMMARY, EVENTS 1-9 COMPLETED WITH THE FOLLOWING
 DEFICIENCIES NOTED:
 A. SUBSAFE/URO/**FBW-SCS/DSS-SOC** DEFICIENCIES.
 1) NON-ISOLABLE SEAWATER LEAKS
 (A) #1 SCOPE HULL GLAND LEAK 1 DPM AT 20% TD
 (B) SSW-30 (BODY-BONNET LEAK)
 (C) DE-7 (STEM SEAL LEAK)
 (D) RUDDER RAM
 (E) EHP P46-3P
 (F) TD-89 (FWD ESCAPE TRUNK DRAIN)
 (G) #2 SCOPE INBOARD HOIST CYLINDER FITTING
 (H) #1 SCOPE INBOARD HOIST CYLINDER FITTING
 (I) STERN PLANES RAM PACKING
 (J) STBD RETRACTABLE BOW PLANE EXTEND RETRACT CYLINDER
 (K) AHP-525 (PARKER CHECK VALVE SEAT LEAK)
 (L) SSW-20 UPSTREAM FLANGE
 (M) EHP P025-01S (WHIP ANTENNA)
 (N) INNER STERN PLANES RAM PACKING
 2) ISOLABLE SEAWATER LEAK
 (A) TDU VENT, TD-104 LEAKS 3 DPM AT 65% TD
 (B) ASW-5 BODY-BONNET LEAK
 OTHER DEFICIENCIES

16 Oct 2019

(A) STERN PLANES AUX ANGLE INDICATOR ON BCP DOES NOT ILLUMINATE, URO-16

(B) MSW-2 CYCLE TIME SHUT IS 10.1 SEC

(C) MBT 3A WILL NOT OPEN

B. NON-SUBSAFE/URO/FBW-SCS/DSS-SOC DEFICIENCIES.

1) SCULLERY DRAIN LEAKING AT FITTING F-18, 27 DPM

2) 3 FLOOR TILES IN CREWS MESS LIFTED AFFECTING SANITATION

3) CO HOT WATER SHOWER RECIRC PUMP FAILED

2. PREVIOUS DEFICIENCIES REPORTED AND STATUS.

(LIST ALL PREVIOUS DEFICIENCIES AND CURRENT STATUS-THE GOAL IS TO CAPTURE THE COMPLETE MATERIAL CONDITION IN EACH MESSAGE) STATUS = REPAIRED (REP), CORRECTIVE ACTION REQUIRED (CAR), NOT APPLICABLE (NA)

EXAMPLE -

1) SCULLERY DRAIN LEAKING AT FITTING F-18, 27 DPM -REP

2) 3 FLOOR TILES IN CREWS MESS LIFTED AFFECTING SANITATION - CAR

3) CO HOT WATER SHOWER RECIRC PUMP FAILED - CAR

4) #1 SCOPE HULL GLAND LEAK 1 DPM AT 20% TD - CAR

5) TDU VENT, TD-104 LEAKS 3 DPM AT 65% TD - CAR

6) STERN PLANES AUX ANGLE INDICATOR ON BCP DOES NOT ILLUMINATE, URO-16 - REP

3. ADDITIONAL INFO.

1) DESCRIBE ANY ADDITIONAL INFO DESIRED OR LIST "NONE".

4. TYCOM, NAVSHIPYD, AND NAVSEA REPS CONCUR-DO NOT CONCUR (AS APPROPRIATE).//

BT

NOTE: ENSURE MESSAGES ARE PER CURRENT MESSAGE FORMAT AND CURRENT PLAD IS UTILIZED.

16 Oct 2019

APPENDIX BN
SAMPLE MESSAGE CONCERNING
MOD ALERT NOTIFICATION

(SUBMARINES ONLY)

FM <INDUSTRIAL ACTIVITY>
 TO COMSUB<RON/GRU NO.>/{ISIC of Escort Ship}
 COMSUBLANT
 COMSUBPAC
 COMSUBRON ELEVEN//
 UNSEARESCOM SAN DIEGO CA//
 USS <ESCORT SHIP NAME>//
 INFO CNO WASHINGTON DC//
 COM<LANT/PAC>FLT <NORFOLK VA/PEARL HARBOR HI>//
 COMNAVSEASYSKOM WASHINGTON DC//
 DIRSSP WASHINGTON DC // {For SSBN/SSGN only}
 <SUPERVISING AUTHORITY>/{CODES}
 <SUBOPAETH>// {If other than parent TYCOM}
 COMSUB<RON/GRU NO.>/{ISIC of Sea Trial Ship}
 CTF TWO SIX//
 CTG TWO SIX PT ONE//
 NSCSES NORFOLK VA//
 COMSUBGRU <NINE/TEN> // {For SSBN/SSGN only}
 USS <SHIP NAME/HULL NO.>{SEA TRIAL UNIT}
 BT
 UNCLAS //N03120//
 MSGID/GENADMIN/<INDUSTRIAL ACTIVITY>//
 SUBJ/(SUBS) SUBMARINE SEA TRIAL SUPPORT SERVICES/ MOD ALERT
 NOTIFICATION//
 REF/A/DOC/COMUSFLTFORCOM/<DATE>//
 NARR/REF A IS JOINT FLEET MAINTENANCE MANUAL//
 RMKS/1. IAW REF A REQUIREMENTS, USS <SHIP NAME/HULL NO.> IS SCHEDULED
 FOR SEA TRIALS OCCURRING <DDMMYY>. REQUEST SRDRS MOD ALERT BE
 SCHEDULED TO COVER SEA TRIAL PERIOD.
 2. ANY CHANGES IN ALERT POSTURE REQUIREMENTS WILL BE FORWARDED.//
 BT

**NOTE: ENSURE MESSAGES ARE PER CURRENT MESSAGE FORMAT AND
 CURRENT PLAD IS UTILIZED.**

16 Oct 2019

APPENDIX BO

SAMPLE TYCOM MESSAGE TO SHIP CONCERNING URO FOR INDUSTRIAL
ACTIVITY AVAILABILITIES LESS THAN SIX MONTHS IN DURATION

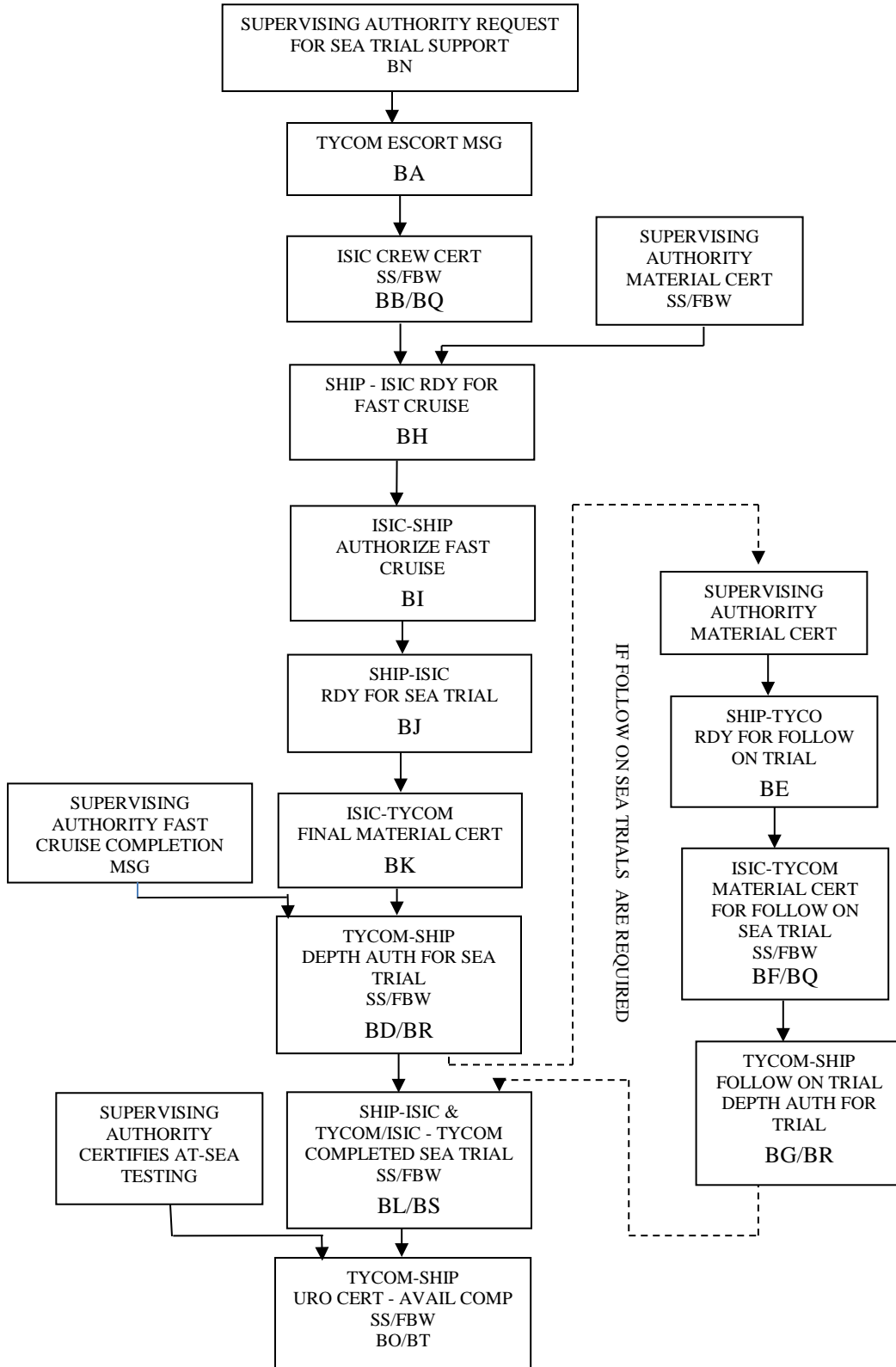
(SUBMARINES ONLY)

FM COMSUB<LANT/PAC> <NORFOLK VA/PEARL HARBOR HI>//
 TO USS <SHIP NAME>//
 INFO CNO WASHINGTON DC//
 COMNAVSEASYS COM WASHINGTON DC//
 COM<LANT/PAC>FLT <NORFOLK VA/PEARL HARBOR HI>//
 DIRSSP WASHINGTON DC//{FOR SSBN/SSGN}
 COMSUBGRU <NO.>//
 COMSUB<RON/GRU NO.>//
 <SUPERVISING AUTHORITY>//
 SUBMEPP PORTSMOUTH NH//
 BT
 UNCLAS //N09094//
 MSGID/GENADMIN/COMSUB<LANT/PAC>//
 SUBJ/(SUBS) UNRESTRICTED OPERATION OF USS <SHIP NAME/HULL NO.>//
 REF/A/RMG/ USS <SHIP NAME>/<DTG>//
 REF/B/RMG/<SUPERVISING AUTHORITY>/<DTG>//
 REF/C/DOC/COMUSFLTFORCOMINST 4790.3//
 REF/D/DOC/ NAVSEA 0924-062-0010//
 REF/E/DOC/ COMSUB<PAC/FOR>/<DATE>//
 NARR/REF A IS USS <SHIP NAME> MSG CONCERNING COMPLETION OF SEA TRIALS. REF B IS THE
 <SUPERVISING AUTHORITY> REPORT OF SATISFACTORY REVIEW OF SEA TRIALS TEST DATA AND
 SATISFACTORY MATERIAL CONDITION FOLLOWING DEPOT AVAILABILITY. REF C IS THE JOINT
 FLEET MAINTENANCE MANUAL. REF D IS THE SUBMARINE SAFETY (SUBSAFE) REQUIREMENTS
 MANUAL. REF E IS THE COM<LANT/PAC>NOTE C3120 CONCERNING SUBMARINE DEPTH
 AUTHORIZATIONS AND RESTRICTIONS//
 RMKS/1. REF A REPORTED THE SATISFACTORY COMPLETION OF SEA TRIALS WITH NO SUBSAFE
 DEFICIENCIES IDENTIFIED. (IF SPECIFIC SUBSAFE DEFICIENCIES WERE IDENTIFIED BUT WERE
 NOT DEEP DIVE RETEST FAILURES LIST SPECIFICS – DEEP DIVE TEST FAILURES WILL REQUIRE A
 FOLLOW-ON SEA TRIAL).
 2. REF B REPORTED SATISFACTORY REVIEW OF SEA TRIAL AGENDA BY <SUPERVISING
 AUTHORITY> AND SATISFACTORY MATERIAL CONDITION OF THE SHIP FOLLOWING SEA TRIALS.
 3. TYCOM AUTHORIZES, USS <SHIP NAME/HULL NO.> TO CONDUCT OPERATIONS TO <SPECIFIED>
 DEPTH, SUBJECT TO THE FOLLOWING RESTRICTIONS: <LIST RESTRICTIONS IF THEY EXIST OR
 STATE "NONE">.
 4. CONTINUED CERTIFICATION FOR OPERATIONS TO TEST DEPTH IS SUBJECT TO COMPLIANCE
 WITH REF C AND REF D.
 5. URO/MRC PERIODICITIES FOLLOWING THE MINOR DEPOT AVAILABILITY COMMENCE ON
 <DATE> IN ACCORDANCE WITH VOLUME VI, SECTION 25.2.3.1.B OF REF C.
 6. THIS MSG REMAINS IN EFFECT UNTIL INCLUDED IN A FUTURE REVISION OF REF E.//
 BT

**NOTE: ENSURE MESSAGES ARE PER CURRENT MESSAGE FORMAT AND
 CURRENT PLAD IS UTILIZED.**

APPENDIX BP

**MESSAGE SCENARIO FOR CNO AVAILABILITIES OF LESS THAN SIX MONTHS
IN DURATION**



II-I-3BP-1

16 Oct 2019

APPENDIX BQ**SAMPLE ISIC MESSAGE TO TYCOM CONCERNING FLY-BY-WIRE CREW
CERTIFICATION
AND FLY-BY-WIRE MATERIAL CONDITION FOR AT-SEA TESTING OR FAST
CRUISE AND SEA TRIALS****(SUBMARINES ONLY)**

FM COMSUB<RON/GRU NO.>//
 TO COMSUB<LANT/PAC> <NORFOLK VA/PEARL HARBOR HI>//
 INFO CNO WASHINGTON DC//
 COMNAVSEASYS COM WASHINGTON DC//
 PEO SUB WASHINGTON DC//
 COMSUBGRU <NO.>//
 COM<LANT/PAC>FLT<NORFOLK VA/PEARL HARBOR HI> //
 NAVSURFWAR CEN CARDEROCK DIV BETHESDA MD//
 COMREGSUPPGRU <CITY ST>//
 <SUPERVISING AUTHORITY>//<CODES>//(IF APPLICABLE)
 USS <SHIP NAME/HULL NO>//
 BT
 UNCLAS //N04790//
 MSGID/GENADMIN/COMSUB<RON/GRU NO.>//
 SUBJ/(SUBS) USS <SHIP NAME/HULL NO.> FLY-BY-WIRE SHIP CONTROL
 SYSTEMS/(FBW SCS) MATERIAL CERTIFICATION//
 REF/A/DOC/COMUSFLTFORCOM/<DATE>//
 REF/B/DOC/NAVSEA/<DATE>//
 REF/C/DOC/NAVSEA/<DATE>//
 NARR/REF A IS COMUSFLTFORCOMINST 4790.3, JOINT FLEET MAINTENANCE
 MANUAL. REF B IS REQUIREMENTS MANUAL FOR SUBMARINE FLY-BY-WIRE
 SHIP CONTROL SYSTEMS, NAVSEA T9044-AD-MAN-010. REF C IS NAVSEA URO
 MRC TECHNICAL MANUAL//
 RMKS/1. PER REF A THE ISIC CERTIFIES USS <SHIP NAME/HULL NO.> FBW
 SCS MAINTENANCE AND RECOMMENDS THE MATERIAL CONDITION OF
 USS <SHIP NAME/HULL NO.> FBW SCS IS SATISFACTORY FOR AT-SEA TESTING.
 2. THE ISIC COMPLETED AN FBW SCS CERTIFICATION AUDIT WITH <LIST NUMBER
 OR WRITE "NO"> IMMEDIATE CORRECTIVE ACTION/S AND <LIST NUMBER OR
 WRITE "NO"> REPORT OF CORRECTIVE ACTION. PER REF A ALL CORRECTIVE
 ACTIONS ARE COMPLETED AND REPORTED TO ISIC.
 3. THE CREW IS KNOWLEDGEABLE AND PROFICIENT AND HAS PROPER NUMBER
 OF TRAINED OPERATORS.
 4. THERE ARE NO CONDITIONAL FBW SCS DEPARTURE FROM SPECIFICATIONS OR
 DEVIATIONS AND WAIVERS THAT HAVE NOT BEEN SATISFIED.
 5. ALL DOCKSIDE TESTING IS COMPLETE. PER REF A ALL AT-SEA TESTING TO BE
 COMPLETED PER THE SHIPS CONTROL SYSTEMS TRIAL AGENDA OR AS STATED
 IN DEPARTURE FROM SPECIFICATIONS/DEVIATIONS/WAIVERS. PRIOR TO THE
 COMPLETION OF THE SHIPS CONTROL SYSTEMS AT-SEA TESTING THE
 FOLLOWING RESTRICTIONS ARE IN EFFECT:

16 Oct 2019

A. <TYPICAL RESTRICTIONS, HOWEVER LIST ONLY THOSE REQUIRED BASED UPON WORK

ACCOMPLISHED, IF NONE - WRITE "NONE".

B. AUTOMATIC MODE MAY BE USED FOR COURSE KEEPING (SURFACED AND SUBMERGED), COURSE CHANGING (SURFACE AND SUBMERGED), AND DEPTH KEEPING.

C. DEPTH CHANGES **MUST** BE CONDUCTED IN MANUAL MODE.>

6. THE FBW SCS MATERIAL CONDITION OF THOSE PARTS OF THE SHIP INSTALLED, REPAIRED AND TESTED BY THE ISEA AND ACTIVITIES PERFORMING WORK IS SATISFACTORY.

7. REQUEST TYCOM APPROVAL FOR FBW SCS USE IN SUPPORT OF AT-SEA TESTING <IAW THE RESTRICTIONS CITED IN PARA 5 IF APPLICABLE>./.

BT

NOTE: ENSURE MESSAGES ARE PER CURRENT MESSAGE FORMAT AND CURRENT PLAD IS UTILIZED.

16 Oct 2019

APPENDIX BR

SAMPLE TYCOM MESSAGE TO SHIP CONCERNING AUTHORIZATION TO USE
FLY-BY-WIRE SHIP CONTROL SYSTEMS

(SUBMARINES ONLY)

FM COMSUB<LANT/PAC> <NORFOLK VA/PEARL HARBOR HI>//
 TO USS <SHIP NAME>//
 INFO CNO WASHINGTON DC//
 COMNAVSEASYS COM WASHINGTON DC//
 COM<LANT/PAC>FLT <NORFOLK VA/PEARL HARBOR> //
 <DIRSSP WASHINGTON DC FOR SSBN>
 COMSUBGRU <NO.>//
 COMSUBRON <NO.>//
 <SUPERVISING AUTHORITY>//
 BT
 UNCLAS
 SECINFO/U/-//
 MSGID/GENADMIN,USMTF,2008/COMSUB SUB<LANT/PAC>//
 SUBJ/(SUBS) USS <SHIP NAME/HULL NO.> AUTHORIZATION TO USE THE FLY-BY-
 WIRE SHIP CONTROL SYSTEMS IN SUPPORT OF SEA TRIALS//
 REF/A/MSG/<CERTIFICATION ACTIVITY>/<DTG>//
 REF/B/DOC/JFMM APX BQ//
 REF/C/MSG/SUPERVISING AUTHORITY/<DTG>//
 REF/D/LTR/NAVSEA<SER NO.>/<DATE>//
 REF/E/LTR/COMSUB<LANT/PAC>/<SER NO./DATE>//
 REF/F/DOC/NAVSEA T9044-AD-MAN-010//
 REF<OTHER REFERENCES AS APPROPRIATE>
 NARR/<REF A IS < CERTIFICATION ACTIVITY> FBW SCS MATERIAL
 CERTIFICATION AND READINESS FOR AT-SEA OPERATION. REF B IS ISIC
 MATERIAL CERTIFICATION. REF C IS <SUPERVISING AUTHORITY> REPORT OF
 USS <SHIP NAME/HULL NO.> FAST CRUISE COMPLETION AND READINESS OF THE
 FBW SCS FOR SEA TRIALS. REF D CONCURRED IN THE SEA TRIAL AGENDA FOR
 USS <SHIP NAME/HULL NO.>./ REF E APPROVED THE SEA TRIAL AGENDA FOR
 USS <SHIP NAME/HULL NO.>. REF F IS THE REQUIREMENT MANUAL FOR
 SUBMARINE FBW SCS////
 RMKS /1. REF A CERTIFIED THE MATERIAL CONDITION OF THOSE PARTS OF THE
 FLY-BY-WIRE SHIP CONTROL SYSTEMS FOR THE USS <SHIP NAME/HULL NO.>
 INSTALLED, REPAIRED AND/OR TESTED BY THE SHIPYARD IS SATISFACTORY
 FOR SEA TRIALS.
 2. IAW REF B COMSUB<LANT/PAC> CONFIRMS THAT THE CERTIFICATION OF THE
 REMAINDER OF ITEMS WITHIN THE FLY-BY-WIRE SHIP CONTROL SYSTEMS
 CERTIFICATION BOUNDARY OF USS <SHIP NAME/HULL NO.> HAS BEEN
 SUSTAINED. ACCORDINGLY, THE STATUS OF THE FLY-BY-WIRE SHIP CONTROL
 SYSTEMS CERTIFICATION BOUNDARY OF USS <SHIP NAME/HULL NO.> IS
 SATISFACTORY FOR SEA TRIALS. <SUBJECT TO ANY RESTRICTIONS IN PARA 3 OF
 REF A if any are identified>.

16 Oct 2019

3. REF C REPORTED SUCCESSFUL COMPLETION OF FAST CRUISE AND READINESS OF THE FLY-BY-WIRE SHIP CONTROL SYSTEMS FOR SEA TRIALS.

4. USS <SHIP NAME/HULL NO.> FLY-BY-WIRE SHIP CONTROL SYSTEMS USE IS AUTHORIZED IN SUPPORT OF SEA TRIALS **PER** THE SEA TRIAL AGENDA CONCURRED IN BY REF D AND APPROVED BY REF E. THERE ARE NO FLY-BY-WIRE SHIP CONTROL SYSTEMS OR SHIP RELATED OPERATING RESTRICTIONS/LIMITS WHICH HAVE NOT BEEN SATISFIED.<OR IDENTIFY OPERATING RESTRICTIONS/LIMITS>//

5. THIS CERTIFICATION IS VALID THROUGHOUT TRIALS UNLESS A MAJOR NON-CONFORMANCE AS DEFINED BY REF **F** HAS BEEN DISCOVERED. SHIP SPEED IS RESTRICTED TO 20 KNOTS OR LESS WHEN AN FBW SCS FAULT CONDITION RESULTS IN A MAJOR NON-CONFORMANCE AFFECTING CONTROL OF SHIPS PITCH, HEADING, DEPTH OR CONTROL SURFACES. THESE MAJOR NON-CONFORMANCES **MUST** BE REPORTED TO NAVSEA AND THE APPROPRIATE FLEET AND TYPE COMMANDERS. PREVIOUS NAVSEA CERTIFICATION OF THE FBW SCS MATERIAL CONDITION **MUST** BE SUSPENDED UNTIL NAVSEA REVIEWS THE REPORT AND CERTIFIES TO THE TYCOM THAT THE FBW SCS MATERIAL CONDITION IS SATISFACTORY FOR SEA TRIALS **PER** THE SEA TRIAL AGENDA APPROVED BY REF D. THE SHIP'S SPEED IS RESTRICTED TO 20 KNOTS OR LESS UNTIL SATISFACTORY RESOLUTION OF THE MAJOR NON-CONFORMANCE AND TYCOM APPROVAL TO OPERATE THE FBW SCS TO PREVIOUSLY AUTHORIZED CONDITIONS IS GRANTED, UNLESS SPECIFICALLY ADDRESSED IN THE SEA TRIAL AGENDA.//

BT

NOTE: ENSURE MESSAGES ARE **PER CURRENT MESSAGE FORMAT AND CURRENT PLAD IS UTILIZED.**

16 Oct 2019

APPENDIX BS

SAMPLE ISIC MESSAGE TO TYCOM CONCERNING FLY-BY-WIRE MATERIAL
CERTIFICATION UPON COMPLETION OF AT-SEA TESTING OR SEA TRIALS

(SUBMARINES ONLY)

FM COMSUB<RON/GRU NO.>//
 TO COMSUB<LANT/PAC> <NORFOLK VA/PEARL HARBOR HI>//
 INFO CNO WASHINGTON DC//
 COMNAVSEASYS COM WASHINGTON DC//
 PEO SUB WASHINGTON DC//
 COMSUBGRU <NO.>//
 COM<LANT/PAC>FLT <NORFOLK VA/PEARL HARBOR HI> //
 NAVSURFWAR CEN CARDEROCK DIV BETHESDA MD//
 COMREGSUPPGRU <CITY ST>//
 <SUPERVISING AUTHORITY>//<CODES>// (IF APPLICABLE)
 USS < SHIP NAME/HULL NO>//
 BT
 UNCLAS //N04790//
 MSGID/GENADMIN/COMSUB<RON/GRU NO.>//
 SUBJ/ USS < SHIP NAME/HULL NO> FLY-BY-WIRE SHIP CONTROL SYSTEMS/(FBW
 SCS) AT-SEA TESTING COMPLETION//
 REF/A/MSG/COMSUB<RON/GRU NO.>/<DTG>//
 REF/B/MSG/ USS < SHIP NAME/HULL NO>/<DTG>//
 REF/C/DOC/NAVSEA/-//
 NARR/REF A IS COMSUB<RON/GRU NO.> MESSAGE ADDRESSING FBW SCS
 MATERIAL CERTIFICATION AND READINESS FOR AT-SEA OPERATION. REF B IS
 USS < SHIP NAME/HULL NO> MESSAGE ADDRESSING COMPLETION OF AT-SEA
 TESTING FOR FBW SCS. REF C IS FBW MANUAL T9044-AD-MAN-010.//
 RMKS/1. PER REF B ISIC CERTIFIES USS < SHIP NAME/HULL NO> FBW SCS
 AT-SEA TESTING IS COMPLETED SATISFACTORILY.
 2. THERE ARE NO CONDITIONAL FBW SCS DEPARTURE FROM SPECIFICATIONS OR
 DEVIATIONS AND WAIVERS THAT HAVE NOT BEEN SATISFIED.
 3. THE FOLLOWING SEA TRIALS DEFICIENCIES WERE NOTED AND REQUIRE
 CORRECTION OR HAVE BEEN CORRECTED:
 <NONE OR LIST DEFICIENCIES AND INDICATE IF CORRECTIVE ACTION IS
 REQUIRED>.
 4. THE FOLLOWING RESTRICTIONS ARE IN EFFECT:
 <NONE OR LIST DEFICIENCIES>.
 5. THE FBW SCS MATERIAL CONDITION OF THOSE PARTS OF THE SHIP
 INSTALLED, REPAIRED AND TESTED BY THE ISEA AND ACTIVITIES PERFORMING
 WORK IS SATISFACTORY. ISIC CONCURS WITH ISEA'S RECOMMENDATION THAT
 THE MATERIAL CONDITION IS SATISFACTORY FOR UNRESTRICTED OPERATION.
 6. REQUEST TYCOM APPROVAL FOR FBW SCS USE IN SUPPORT OF UNRESTRICTED
 OPERATION.//
 BT

| **NOTE: ENSURE MESSAGES ARE PER CURRENT MESSAGE FORMAT AND
CURRENT PLAD IS UTILIZED.**

16 Oct 2019

APPENDIX BT

SAMPLE TYCOM MESSAGE TO SHIP CONCERNING URU FOR FLY-BY-WIRE
SHIP CONTROL SYSTEMS

(SUBMARINES ONLY)

NOTE: IF NAVSEA DID NOT PERFORM A CERTIFICATION AUDIT, REF A WILL BE FROM THE SUPERVISING AUTHORITY AND REF C WILL BE DELETED.

FM COMSUB<LANT/PAC> <NORFOLK VA/PEARL HARBOR HI>//
 TO USS <SHIP NAME>//
 INFO CNO WASHINGTON DC//
 COMNAVSEASYS COM WASHINGTON DC//
 COM<LANT/PAC>FLT <NORFOLK VA/PEARL HARBOR HI>//
 <DIRSSP WASHINGTON DC FOR SSBN>//
 COMSUBGRU <NO.>//
 COMSUBRON <NO.>//
 <SUPERVISING AUTHORITY>//
 BT
 UNCLAS //N09094//
 MSGID/GENADMIN/COMSUB<LANT/PAC>//
 SUBJ/ (SUBS) UNRESTRICTED USE OF USS < SHIP NAME/HULL NO> FLY-BY-WIRE
 SHIP CONTROL SYSTEMS IN SUPPORT OF SUBMARINE UNRESTRICTED
 OPERATION//
 REF/A/MSG/COMNAVSEASYS COM/<DTG>//
 REF/B/DOC/JFMM APX BS
 REF/C/DOC/NAVSEA T9044-AD-MAN-010/-//
 NARR/REF A IS NAVSEA MSG FOR UNRESTRICTED USE OF USS <SHIP NAME/HULL
 NO.> FLY-BY-WIRE SHIP CONTROL SYSTEMS IN SUPPORT OF SUBMARINE
 UNRESTRICTED OPERATIONS. REF B IS ISIC FLY-BY-WIRE MATERIAL
 CERTIFICATION UPON COMPLETION OF AT-SEA TESTING OR SEA TRIALS. REF C
 IS THE REQUIREMENTS MANUAL FOR SUBMARINE FLY-BY-WIRE SHIP CONTROL
 SYSTEMS.//
 RMKS/1. REF A CERTIFIED THE MATERIAL CONDITION OF THOSE PARTS OF USS <
 SHIP NAME/HULL NO> FLY-BY-WIRE SHIP CONTROL SYSTEMS INSTALLED,
 REPAIRED AND/OR TESTED BY THE SHIPYARD IS SATISFACTORY AND
 RECOMMENDED UNRESTRICTED USE OF USS <SHIP NAME/HULL NO.> FLY-BY-
 WIRE SHIP CONTROL SYSTEMS IN SUPPORT OF SUBMARINE UNRESTRICTED
 OPERATIONS.
 2. IAW REF B COMSUB<LANT/PAC> CONFIRMS THAT CERTIFICATION OF THE
 REMAINDER OF ITEMS NOT COVERED BY REF A WITHIN THE FLY-BY-WIRE SHIP
 CONTROL SYSTEMS CERTIFICATION BOUNDARY HAS BEEN SUSTAINED.
 ACCORDINGLY, USS <SHIP NAME/HULL NO.> IS AUTHORIZED UNRESTRICTED USE
 OF THEIR FLY-BY-WIRE SHIP CONTROL SYSTEMS IN SUPPORT OF SUBMARINE
 UNRESTRICTED OPERATIONS, SUBJECT TO THE FOLLOWING RESTRICTIONS: <list
 restrictions if they exist or state "NONE">.

16 Oct 2019

3. CONTINUED CERTIFICATION FOR UNRESTRICTED USE OF THE FLY-BY-WIRE SHIP CONTROL SYSTEMS IN SUPPORT OF SUBMARINE UNRESTRICTED OPERATION IS SUBJECT TO COMPLIANCE WITH REF C.///

4. RECOMMENDATION FOR SHIP'S UNRESTRICTED OPERATION TO TEST DEPTH WILL BE ADDRESSED BY SEPARATE CORRESPONDENCE.

BT

NOTE: ENSURE MESSAGES ARE PER CURRENT MESSAGE FORMAT AND CURRENT PLAD IS UTILIZED.

16 Oct 2019

APPENDIX CA

**SAMPLE SRDRS SUPPORT SERVICES MESSAGE
FOR INDUSTRIAL ACTIVITY AVAILABILITIES GREATER THAN
SIX MONTHS DURATION**

(SUBMARINES ONLY)

FM COMSUB<LANT/PAC> <NORFOLK VA/PEARL HARBOR HI>
 TO COMSUBRON ELEVEN
 (COMSUB SQD/GRP (ISIC)
 USS (Sea Trial Unit)
 CTF 311 (if NSRS used for sea trials rescue support)
 USNS <SRDRS SUPPORT SHIP>
 USS (SHIP NAME) (ESCORT)
 USS <BACKUP ESCORT SHIP>
 USS <MOORING SUPPORT SHIP>
 INFO CNO WASHINGTON DC
 COMNAVSEASYS COM WASHINGTON DC (as applicable)
 COM<USFLTFORCOM/PACFLT> <NORFOLK VA/PEARL HARBOR HI>
 COMSUBPAC PEARL HARBOR HI
 COMSUBLANT NORFOLK VA
 COMSC NORFOLK VA
 COM<SECOND/THIRD>FLT
 COMNAVSURF<LANT/PAC> NORFOLK VA/SAN DIEGO CA>
 COMSC <LANT/PAC> <NORFOLK VA/SAN DIEGO CA>
 (SUPERVISING AUTHORITY)
 SWFPAC BANGOR WA (if using TPS as SRDRS support ship)
 CTF TWO SIX/THREE FOUR
 CTF 134 (for PAC SSBN sea trial)
 CTF 33 (for PAC sea trial)
 CTF 80 (for LANT sea trial)
 CTF 84 (for LANT sea trial)
 CTF 83 (for LANT sea trial)
 USTRANSCOM J3 OPS INTEGRATION SCOTT AFB IL (for LANT sea trial)
 CTF <26.1/34.1/34.2/34.3 (as applicable)>
 NAVSUP WEAPON SYSTEMS SUPPORT TRANS NORFOLK VA
 CDR USTRANSCOM DDOC SCOTT AFB IL (for PAC sea trial)
 COMSUB<LANT/PAC> SHIPYARD REP <PEARL HARBOR HI/PORTSMOUTH
 NH/PUGET SOUND WA/NORFOLK VA>
 NSSC <BANGOR WA/PEARL HARBOR HI>
 UNSEARESCOM SAN DIEGO CA
 COMSUBGRU<NINE/TEN> {For SSBN/SSGN only}
 DIRSSP WASHINGTON DC {For SSBN/SSGN only}
 <MOORING SUPPORT SHIP ISIC>
 <ESCORT SHIP ISIC>
 BT
 UNCLAS //REL TO USA, GBR//

MSGID/GENADMIN/COMSUB<LANT/PAC>//

PASS TO OFFICE CODES:

CNO WASHINGTON DC/N97//

COMNAVSEASYS COM WASHINGTON DC/00C/PMS 391/PMS 392/04X/07Q/08O//

COM<USFLTFORCOM/PACFLT><NORFOLK VA/ PEARL HARBOR HI/<office codes as applicable>//

COMSUBLANT NORFOLK VA/<office codes as applicable>//

COMSUBPAC PEARL HARBOR HI/<office codes as applicable>//

(SUPERVISING AUTHORITY)/<office codes as applicable>//

SUBJ/(SUBS) SUBMARINE SEA TRIAL SUPPORT SERVICES FOR (STRL UNIT NAME AND HULL NO.)//

REF/A/DOC/COMUSFLTFORCOM/<DATE>//

AMPN/REF A IS COMUSFLTFORCOMINST 4790.3, JOINT FLEET MAINTENANCE MANUAL.//

RMKS/1. IAW REF A THE FOLLOWING ASSIGNMENTS APPLY FOR (STRL UNIT NAME AND HULL NO.) SEA TRIALS OCCURRING DD-DDMMMYYYY SHIP ASSIGNMENTS BELOW ARE FOR PLANNING AND COORDINATION PURPOSES AND WILL BE IN EFFECT PENDING ISIC APPROVAL.

- A. SRDRS SUPPORT SHIP - USNS <NAME>
- B. RESCUE PORT - <AS ASSIGNED IN COMSUBRON ELEVEN OPTASK 210>
- C. RESCUE PORT REPRESENTATIVE - COMSUBRON <ISIC of Sea Trial Unit>
- D. RESCUE AIRFIELD - <AS ASSIGNED IN COMSUBRON ELEVEN OPTASK 210>
- E. MOORING SUPPORT SHIP - USS <NAME> (ASSIGNED BY NUMBERED FLEET SEPCOR)
- F. GOLD DOLPHIN OBSERVER - (ASSIGNED BY ISIC)
- G. ESCORT VESSEL - USS <NAME> (ASSIGNED BY NUMBERED FLEET SEPCOR)
- H. BACKUP ESCORT VESSEL - USS <NAME> (ASSIGNED BY NUMBERED FLEET SEPCOR FOR NEW CONSTRUCTION TRIALS)
- I. TYCOM EMBARKED REP - (ASSIGNED BY TYCOM)

2. FOR COMSUBRON ELEVEN:

REQUEST SRDRS BE PLACED IN MOD-ALERT STATUS TO SUPPORT SEA TRIALS FOR USS <NAME> ON DD-DDMMMYYYY. IT IS ANTICIPATED ESCORT SERVICES AND SRDRS MOD-ALERT STATUS WILL BE REQUIRED THROUGH DD-MMMYYYY.

3. FOR CTF 311: (If NSRS being used for sea trials rescue support)

REQUEST NSRS SUPPORT SEA TRIALS FOR (STRL UNIT NAME AND HULL NO.) ON DD-DDMMM YYYY. IT IS ANTICIPATED THAT NSRS SUPPORT WINDOW WILL BE DD-DDMMM YYYY. CTF 311 ACKNOWLEDGE ALCON NSRS CAN SUPPORT SEA TRIAL VIA NAVAL MESSAGE AND ADVISE OF ANY READINESS DEVIATIONS WHICH WOULD IMPACT NSRS MOBILIZATION.

4. FOR (STRL UNIT),A. INCLUDE THE FOLLOWING INFO ADDEES ON FINAL TEST DEPTH DEEP DIVE CHECK REPORT/SITREP; COMSUBLANT NORFOLK VA, COMSUBPAC PEARL HARBOR HI, COMSC <LANT/PAC><NORFOLK VA/SAN DIEGO CA>, COM<SECOND/THIRD>FLT>, COMSUBRON ELEVEN, CTF 311 (If NSRS being used for sea trials rescue support), USNS <SRDRS SUPPORT SHIP>, USS <ESCORT SHIP>,

16 Oct 2019

USS <BACKUP ESCORT SHIP>, USS <MOORING SUPPORT SHIP>, (**SUPERVISING AUTHORITY**), UNSEARESCOM SAN DIEGO CA AND NSSC<**BANGOR**/ PEARL HARBOR HI (as applicable).

B. ONCE ESCORT, SRDRS SERVICES ARE NO LONGER REQUIRED, RELEASE IAW ISIC OPS DIRECTIVE.

5. DIRLAUTH ALCON FOR EVENT SCHEDULES AND SCHEDULE CHANGES//
BT

NOTE: ENSURE MESSAGES ARE FORMATTED PER THE CURRENT VERSION OF THE NAVAL TELECOMMUNICATIONS PROCEDURE USERS MANUAL (NTP 3) AND THE CURRENT PLAD IS UTILIZED.

16 Oct 2019

APPENDIX CB**SAMPLE ISIC MESSAGE TO TYCOM CONCERNING CREW CERTIFICATION FOR INDUSTRIAL ACTIVITY AVAILABILITIES GREATER THAN SIX MONTHS IN DURATION****(SUBMARINES ONLY)**

FM COMSUB<RON/GRU NO.>
 TO COMSUB<LANT/PAC> <NORFOLK VA/PEARL HARBOR HI>//
 INFO <SUPERVISING AUTHORITY>//<CODES>//
 USS <SHIP NAME>
 COMSUBGRU <NO.>//
 COMNAVSEASYS COM WASHINGTON DC//
 BT
 UNCLAS//N09094//
 MSGID/GENADMIN/COMSUB<RON/GRU NO.>//
 SUBJ/(SUBS) USS <SHIP NAME/HULL NO.> CREW AND MATERIAL CERTIFICATION//
 REF/A/DOC/COMUSFLTFORCOM/<DATE>//
 REF/B/DOC/NAVSEA 0924-062-0010/<DATE>//
 REF/C/DOC/NAVSEA/<DATE>//
 REF/D/DOC/COMNAVSUBFORINST 8500.2/<DATE>//
 NARR/REF A IS COMUSFLTFORCOMINST 4790.3, JOINT FLEET MAINTENANCE MANUAL. REF B IS SUBMARINE SAFETY (SUBSAFE) REQUIREMENTS MANUAL. REF C IS NAVSEA URO MRC TECHNICAL MANUAL. REF D IS TACTICAL WEAPONS CERTIFICATION, PROFICIENCY AND MODERNIZATION.//
 RMKS/1. CREW CERTIFICATION CONDUCTED AND SATISFACTORILY COMPLETED IAW REF A.
 2. IAW REFS A AND B, COMSUB<RON/GRU NO.> CERTIFIES THE MATERIAL CONDITION SUBSAFE CERTIFICATION BOUNDARY OF <SHIP NAME/HULL NO.> INSTALLED, REPAIRED AND/OR TESTED BY FORCES AFLOAT IS SATISFACTORY FOR SEA TRIALS TO TEST DEPTH. ALL SUBSAFE CONTROLLED WORK PACKAGES ARE CLOSED. CERTIFICATION REQUIREMENTS OF REF B HAVE BEEN SUSTAINED FOR THE REMAINDER OF THE SUBSAFE CERTIFICATION BOUNDARY. ALL OTHER CONTROLLED WORK PERFORMED BY SHIP'S FORCE HAS BEEN COMPLETED AND SATISFACTORILY RETESTED AND THE APPROPRIATE WORK PACKAGES CLOSED.
 3. MATERIAL/SALVAGE CONDITION CERTIFIED READY FOR SEA UPON COMPLETION OF THE FOLLOWING CORRECTIVE ACTIONS:
 A.
 B.
 4. THERE ARE NO OUTSTANDING REC'S. THE FOLLOWING DEPARTURES FROM SPECIFICATION ARE CURRENTLY OUTSTANDING:
DEPARTURE NO. TYPE SYSTEM/COMPONENT RESTRICTION (IF ANY)
 A.
 B.
 5. ALL URO MRC AND MANDATORY TESTS/INSPECTIONS SPECIFIED IN REF B AND C HAVE BEEN ACCOMPLISHED OR VERIFIED TO BE WITHIN THE REQUIRED PERIODICITY.

16 Oct 2019

6. USS <SHIP NAME/HULL NO.> IS PROVISIONALLY CERTIFIED TO LOAD, HANDLE, STOW AND MAINTAIN EXERCISE WEAPONS IAW REF D.

7. COMSUB<RON/GRU NO.> REPORTS READINESS OF USS <SHIP NAME/HULL NO.> FOR COMMENCEMENT OF FAST CRUISE. CO USS <SHIP NAME/HULL NO.> CONCURS.//

8. SUBJECT TO SATISFACTORY COMPLETION OF FAST CRUISE AND RESOLUTION OF MANDATORY DEFICIENCIES COMSUB<RON/GRU NO.> CONSIDERS USS <SHIP NAME/HULL NO.> MATERIAL CONDITION READINESS SATISFACTORY FOR COMMENCEMENT OF SEA TRIALS.//

BT

NOTE: ENSURE MESSAGES ARE PER CURRENT MESSAGE FORMAT AND CURRENT PLAD IS UTILIZED.

APPENDIX CC

**MAJOR TRIAL AND INSPECTION MILESTONES
FOR INDUSTRIAL ACTIVITY AVAILABILITIES GREATER THAN SIX MONTHS
DURATION**

(SUBMARINES ONLY)

EVENT	COGNIZANCE	APPROXIMATE SCHEDULE	CORRESPONDING APPENDIX
A. Periodic Monitoring Inspections	ISIC or TYCOM Representative	Start to completion	
B. Pre-Criticality Inspection	ISIC or TYCOM Representative	Criticality or Integrated Propulsion Plant Test Program -6 weeks for NAVSEA 08 RSE (Pre-Crit) and -4 weeks for PORSE	
C. Pre-Criticality Examination per reference (s)	NAVSEA or Fleet Commander	Criticality or Integrated Propulsion Plant Test Program -4 weeks for NAVSEA 08 RSE (Pre-Crit) and -2 weeks for PORSE	
D. Fast Cruise, Sea Trials and Completion Prerequisites (“Countdown Message”)	TYCOM	Sea Trials -90 days	Appendix CD
E. Approve Sea Trials Agenda	ISIC or TYCOM Representative NAVSEA for Propulsion Trials; Director Strategic Systems Project Office for Poseidon and TRIDENT Weapons Trials	Sea Trials -60 days	
F. Supervising authority and Industrial Activity For Sea Trial Support	ISIC	Sea Trials -60 days	CQ
G. SRDRS Support Message	ISIC	Sea Trials -45 days	Appendix CA
H. Phase I Crew Certification	ISIC or TYCOM Representative	Sea Trials -35 days	
I. Salvage Inspection	ISIC or TYCOM Representative	Sea Trials -28 days	
J. Escort Recommendation (Message)	ISIC or TYCOM Representative	Sea Trials -28 days	
K. Dock Trials	CO of Ship	Sea Trials -21 days	

EVENT	COGNIZANCE	APPROXIMATE SCHEDULE	CORRESPONDING APPENDIX
L. Phase II Crew Certification and Material Inspection	ISIC or TYCOM Representative	Sea Trials -9 days	
M. Audit Re-Entry Control, Departure from Specifications, URO MRCs (Formal Report Required)	ISIC or TYCOM Representative	Sea Trials -9 days	
N. Crew and Material Certification Message	ISIC or TYCOM Representative (Includes Events J & K)	Sea Trials -9 days	Appendix CB and BQ
O. Supervising Authority Message Verifying Material Condition Satisfactory for Fast Cruise	Supervising Authority	Sea Trials -9 days	Reference (x), Appendix B.3.1 Reference (aj) Appendix G.3.1
P. Readiness for Fast Cruise	CO of Ship	Sea Trials -9 days	Appendix CJ
Q. NAVSEA Message Certifying Systems Satisfactory for Sea Trials and Depth Authorization	NAVSEA	Sea Trials -9 days	Reference (x), Appendix B.3.2 Reference (aj) Appendix G.3.2
R. Message Certifying Crew and Material Readiness to NAVSEA or Authorize Ship to Commence Fast Cruise Upon Receipt of NAVSEA Permission to Conduct Critical Operations	TYCOM	Sea Trials -8 days	Appendix CE
S. Grant Permission to Conduct Critical Operations Message	NAVSEA	Sea Trials -7 days	
T. Commence Fast Cruise	CO of Ship	Sea Trials -7 days (2 days on, 1 off, 2 on)	
U. Report Completion of Fast Cruise and Ready for Sea Trials Message, CO concurs	Supervising Authority to TYCOM	Sea Trials -1 day	Reference (x), Appendix B.3.3 Reference (aj) Appendix G.3.3
V. Report Ship Readiness for Sea Trials	CO of Ship	Sea Trials -1 day	Appendix CK
W. Update of material certification status for Sea Trials	ISIC	Sea Trials -1 day	Appendix CH
X. Authorization to Commence Sea Trials and Depth Authorization Message	TYCOM	Sea Trials -1 day	Appendix CF and CT
Y. Commence Sea Trials	CO of Ship	0	

EVENT	COGNIZANCE	APPROXIMATE SCHEDULE	CORRESPONDING APPENDIX
Z. Daily Sea Trials SITREP or Status Report	Supervising Authority, TYCOM, CO of Ship	At Least Daily During Sea Trials	Appendix F
AA. Follow-on Sea Trials Completion Prerequisites	TYCOM	Initial Sea Trial Interruption Date day	Appendix CL
AB. Report of Readiness for Follow-On Sea Trials	Supervising Authority to NAVSEA	Follow-On Sea Trials -1 day	Reference (x), Appendix B.3.5 Reference (aj) Appendix G.3.5
AC. NAVSEA SUBSAFE Material Condition and Depth Authorization for Follow-on Sea Trials	NAVSEA	Follow-On Sea Trials -1 day	Reference (x), Appendix B.3.6 Reference (aj) Appendix G.3.5
AD Report Ship Readiness for Follow-On Sea Trials	CO of Ship	Follow-On Sea Trials -1 day	Appendix CN
AE. Update of Material Status prior to Follow-on Sea Trials.	ISIC	Follow-On Sea Trials -1 day	Appendix CM and BQ
AF. TYCOM Authorization to Commence Follow-On Sea Trials and Depth Authorization	TYCOM	Follow-On Sea Trials -1 day	Appendix CO and CT
AG. Sea Trials Completion Message	Supervising Authority	+1 day After Sea Trials	Reference (x), Appendix B.3.8 Reference (aj) Appendix G.3.8
AH. NAVSEA Message Certifying Ship satisfactory for URO	NAVSEA	+1 day After Sea Trials	Reference (x), Appendix B.3.9 Reference (aj) Appendix G.3.9
AI. Report Material Condition of Ship Subsequent to Sea Trials	ISIC	+1 day After Sea Trials	Appendix CI
AJ. URO Message	TYCOM	+1 day After Sea Trials	Appendix CG

- NOTES:**
- SEE PARAGRAPH 3.6.8.4.5 OF THIS CHAPTER FOR ADDITIONAL GUIDANCE CONCERNING ISIC **OR** TYCOM REPRESENTATIVE CONDUCTED INSPECTIONS.**
 - IN THE EVENT THAT SEA TRIALS ARE ABORTED OR AN ADDITIONAL SEA TRIAL BECOMES NECESSARY, A SPECIAL “COUNTDOWN MESSAGE” (APPENDIX CL OF THIS CHAPTER) **MUST** BE INITIATED BY THE TYCOM.**
 - UNLESS OTHERWISE INDICATED, SCHEDULE DATES ARE REFERENCED TO SEA TRIALS UNDERWAY DATE.**

APPENDIX CD

**SAMPLE TYCOM MESSAGE TO SHIP CONCERNING COMPLETION
PREREQUISITES FOR AVAILABILITIES OF GREATER THAN
SIX MONTHS DURATION**

(SUBMARINES ONLY)

FM COMSUB<LANT/PAC> <NORFOLK VA/PEARL HARBOR HI>//
 TO USS <SHIP NAME>//
 COMSUB<RON/GRU NO.>//
 <SUPERVISING AUTHORITY>//<CODES>//
 INFO CNO WASHINGTON DC//
 COM<LANT/PAC>FLT <NORFOLK VA/PEARL HARBOR HI>//
 COMNAVSEASYS COM WASHINGTON DC//
 DIRSSP WASHINGTON DC //{FOR SSBN/SSGN}
 <SUBOPAUTH>//{IF OTHER THAN PARENT TYCOM}
 COMSUBGRU <NO.>//
 COMSUBRON ELEVEN//
 BT
 UNCLAS//N09094//
 MSGID/GENADMIN/TYCOM//
 SUBJ/(SUBS) USS <SHIP NAME/HULL NO.> <TYPE AVAILABILITY> FAST CRUISE,
 SEA TRIAL AND COMPLETION PREREQUISITES//
 REF/A/DOC/COMUSFLTFORCOM/<DATE>//
 REF/B/DOC/NAVSEA/<DATE>//
 NARR/REF A IS COMUSFLTFORCOMINST 4790.3, JOINT FLEET MAINTENANCE
 MANUAL, VOLUME II. REF B IS NAVSEA 0924-062-0010, SUBMARINE SAFETY
 (SUBSAFE) REQUIREMENTS MANUAL//
 RMKS/1. REFS A AND B PRESCRIBE TYCOM AND NAVSEA REQUIREMENTS FOR
 INDUSTRIAL AVAILABILITY FAST CRUISE, SEA TRIAL AND COMPLETION.
 2. FOLLOWING REPORTS AND AUTHORIZATIONS ARE PREREQUISITES TO START
 OF FAST CRUISE:
 A. COMSUB<RON/GRU NO.> MSG TO TYCOM IAW REF A THAT CREW
 CERTIFICATION AND MATERIAL CONDITION IS SATISFACTORY FOR FAST CRUISE
 AND SEA TRIALS. {APPENDIX CB}.
 B. <SUPERVISING AUTHORITY> MSG TO NAVSEA AND TYCOM IAW REF B THAT
 MATERIAL CONDITION OF THOSE PARTS OF <SHIP NAME/HULL NO.> INSTALLED,
 REPAIRED AND/OR TESTED BY THE SHIPYARD ARE SATISFACTORY FOR POST
 <TYPE AVAILABILITY> TRIALS, INCLUDING CORRECTION OF ALL CAT I AUDIT
 RECOMMENDATIONS HAVE BEEN SATISFACTORILY RESOLVED. {REFERENCE B,
 APPENDIX B.3.1}
 C. CO, USS <SHIP NAME/HULL NO.> MSG TO TYCOM IAW REF A STATING THAT
 CREW AND SHIP ARE READY FOR SEA TRIALS, LISTING EXCEPTIONS SUCH AS
 COMPLETION OF FAST CRUISE. {APPENDIX CJ}
 D. NAVSEA (PMS 392) MSG TO TYCOM IAW REF B CERTIFYING MATERIAL
 CONDITION OF USS <SHIP NAME/HULL NO.> FOR SPECIFIC TRIAL OPERATING
 DEPTH. {REFERENCE B, APPENDIX B.3.2}

16 Oct 2019

E. TYCOM MSG TO NAVSEA 08 AND CO, USS <SHIP NAME/HULL NO.> IAW REF A REQUESTING NAVSEA AUTHORIZATION FOR CRITICAL REACTOR OPERATIONS AND GRANTING SHIP PERMISSION TO START FAST CRUISE UPON RECEIPT OF THIS AUTHORIZATION. {APPENDIX CE}

F. NAVSEA 08 MSG AUTHORIZING CRITICAL REACTOR OPERATIONS FOR FAST CRUISE AND SEA TRIALS

3. FOLLOWING REPORTS AND AUTHORIZATIONS ARE PREREQUISITES TO START OF SEA TRIALS:

A. <SUPERVISING AUTHORITY> MSG TO TYCOM IAW REF B REPORTING COMPLETION OF FAST CRUISE AND READINESS FOR SEA TRIALS. {REFERENCE B, APPENDIX B.3.3}

B. CO, USS <SHIP NAME/HULL NO.> MSG TO TYCOM IAW REF A AFTER COMPLETION OF FAST CRUISE REPORTING READINESS FOR SEA TRIALS. {APPENDIX CK}

C. COMSUB<RON/GRU NO.> MSG TO TYCOM IAW REF A PROVIDING STATUS OF MATERIAL CONDITION CERTIFICATION SUBSEQUENT TO FAST CRUISE. {APPENDIX CH}

D. COMSUB<LANT/PAC> MSG TO CO, USS <SHIP NAME/HULL NO.> IAW REF A GRANTING PERMISSION TO PROCEED ON SEA TRIALS LISTING ANY OPERATIONAL RESTRICTIONS. {APPENDIX CF}

4. USS <SHIP NAME/HULL NO.> SEA TRIALS WILL BE UNDER OPCON OF <SUBOPAUTH>.

5. CO, USS <SHIP NAME/HULL NO.> IS REQUESTED TO PROVIDE SEA TRIAL SITREPS DAILY AND IDENTIFY ITEMS MANDATORY FOR CORRECTION PRIOR TO COMPLETION OF <TYPE AVAILABILITY>. {APPENDIX F}

6. IN THE EVENT SEA TRIALS ARE ABORTED OR CORRECTIVE ACTIONS FOR SEA TRIAL DEFICIENCIES REQUIRE AN ADDITIONAL DEEP DIVE, TYCOM WILL RELEASE ANOTHER PREREQUISITES COMPLETION MESSAGE PRIOR TO THE FOLLOW-ON SEA TRIALS. {APPENDIX CL}

7. FOLLOWING REPORTS AND AUTHORIZATIONS ARE PREREQUISITES TO CONDUCT OF SUBMERGED OPERATIONS AFTER <TYPE AVAILABILITY> COMPLETION:

A. <SUPERVISING AUTHORITY> MSG TO NAVSEA IAW REF B REPORTING SUBSAFE MATERIAL CONDITION TO SUPPORT URO. {REFERENCE B, APPENDIX B.3.8}

B. NAVSEA TO TYCOM MSG IAW REF B CERTIFYING MATERIAL CONDITION OF USS <SHIP NAME/HULL NO.> SATISFACTORY FOR UNRESTRICTED OPERATIONS TO DESIGN TEST DEPTH. {REFERENCE B, APPENDIX B.3.9}

C. COMSUB<RON/GRU NO.> MSG TO TYCOM IAW REF A REPORTING MATERIAL CONDITION OF SHIP AND URO MRC STATUS SUBSEQUENT TO SEA TRIALS. {APPENDIX CI}

D. TYCOM MSG TO CO, USS <SHIP NAME/HULL NO.> IAW REF B AUTHORIZING CONDUCT OF UNRESTRICTED OPERATIONS TO DESIGN TEST DEPTH. {APPENDIX CG} //

BT

NOTE: MESSAGES LISTED IN PARAGRAPHS 2 THROUGH 6 OF THIS APPENDIX SHOULD BE ASSIGNED APPROPRIATE PRECEDENCE AND PARALLELED BY TELEPHONE TO ACTION ADDEES CITING DATE-LINE GROUP OF FORTHCOMING MESSAGES. ALL ADDEES OF THIS MESSAGE ARE TO BE INCLUDED AS ADDEES ON THE MESSAGES LISTED IN PARAGRAPHS 2 THROUGH 6 OF THIS APPENDIX.

NOTE: ENSURE MESSAGES ARE **PER CURRENT MESSAGE FORMAT AND CURRENT PLAD IS UTILIZED.**

16 Oct 2019

APPENDIX CE

**SAMPLE TYCOM MESSAGE TO NAVSEA CONCERNING
FAST CRUISE AND CRITICAL REACTOR OPERATIONS FOR INDUSTRIAL
ACTIVITY AVAILABILITIES GREATER THAN SIX MONTHS IN DURATION**

(SUBMARINES ONLY)

FM COMSUB<LANT/PAC> <NORFOLK VA/PEARL HARBOR HI>//
 TO COMNAVSEASYS COM WASHINGTON DC//
 USS <SHIP NAME>//
 INFO CNO WASHINGTON DC//
 COM<LANT/PAC>FLT <NORFOLK VA/PEARL HARBOR HI>//
 DIRSSP WASHINGTON DC// {For SSBN/SSGN Only}
 COMSUBRON ELEVEN//
 COMSUBGRU <NO.>//
 COMSUB<RON/GRU NO.>//
 <SUPERVISING AUTHORITY>//<CODES>//
 BT
 UNCLAS //N09094//
 MSGID/GENADMIN/<TYCOM>//
 SUBJ/(SUBS) FAST CRUISE FOR USS <SHIP NAME/HULL NO.>//
 REF/A/RMG/COMSUB<RON/GRU NO.>/<DTG>/NOTAL//{APPENDIX CB}
 REF/B/RMG/<SUPERVISING AUTHORITY>/<DTG>//
 REF/C/RMG/NAVSEA/<DTG>//
 REF/D/RMG/USS <SHIP>/<DTG>//{APPENDIX CJ}
 NARR/REF A IS ISIC MSG TO TYCOM ON CREW CERT. REF B IS <SUPERVISING
 AUTHORITY> TO NAVSEA AND TYCOM ON SUBSAFE AND MATERIAL CONDITION
 READINESS. REF C IS NAVSEA MSG TO TYCOM ON SUBSAFE MATERIAL
 CONDITION READINESS AND DEPTH RECOMMENDATION FOR SEA TRIALS. REF D
 IS USS <SHIP'S NAME/HULL NO.> MSG TO COMMENCE FAST CRUISE.
 RMKS/1. REFS A, B AND C REPORTED SATISFACTORY COMPLETION OF
 CREW/MATERIAL CERTIFICATION TO SUPPORT FAST CRUISE AND SEA TRIALS.
 REF D REPORTED SHIP AND CREW READY TO PROCEED ON SEA TRIALS WITH
 EXCEPTIONS NOTED AND REQUESTED PERMISSION TO COMMENCE FAST CRUISE.
 2. FOR NAVSEA 08: REQUEST AUTHORIZATION FOR USS <SHIP NAME/HULL NO.>
 TO CONDUCT CRITICAL REACTOR OPERATIONS FOR FAST CRUISE AND SEA
 TRIALS.
 3. FOR CO USS <SHIP NAME.>: PERMISSION GRANTED TO START FAST CRUISE
 UPON RECEIPT OF NAVSEA AUTHORIZATION TO TAKE REACTOR CRITICAL//
 BT

**NOTE: ENSURE MESSAGES ARE PER CURRENT MESSAGE FORMAT AND
CURRENT PLAD IS UTILIZED.**

16 Oct 2019

APPENDIX CF

**SAMPLE TYCOM MESSAGE TO SHIP CONCERNING SEA TRIALS DEPTH
AUTHORIZATION
FOR INDUSTRIAL ACTIVITY AVAILABILITIES GREATER THAN SIX MONTHS IN
DURATION**

(SUBMARINES ONLY)

FM COMSUB<LANT/PAC> <NORFOLK VA/PEARL HARBOR HI>//
 TO USS <SHIP NAME>//
 INFO CNO WASHINGTON DC//
 COMNAVSEASYS COM WASHINGTON DC//
 <LANT/PAC>FLT <NORFOLK VA/PEARL HARBOR HI>//
 <DIRSSP WASHINGTON DC FOR SSBN>//
 COMSUBGRU <NO.>//
 COMSUBRON <NO.>//
 <SUPERVISING AUTHORITY>//
 BT
 UNCLAS //N09094//
 MSGID/GENADMIN/COMSUB<LANT/PAC>//
 SUBJ/(SUBS) USS <SHIP NAME/HULL NO.> SEA TRIALS DEPTH AUTHORIZATION//
 REF/A/MSG/COMNAVSEASYS COM/<DTG>/{B.3.2}
 REF/B/DOC/JFMM APX CH//
 REF/C/MSG/SUPERVISING AUTHORITY/<DTG>/{B.3.3}
 REF/D/LTR/NAVSEA <SER NO./DATE>//
 REF/E/LTR/COMSUB<LANT/PAC>/<SER NO./DATE>//
 NARR/REF A IS NAVSEA SUBSAFE MATERIAL CONDITION READINESS REPORT
 AND SEA TRIALS DEPTH RECOMMENDATION FOR USS <SHIP NAME/HULL NO.>.
 REF B IS ISIC MATERIAL CERT. REF C IS <SUPERVISING AUTHORITY> REPORT OF
 USS <SHIP NAME/HULL NO.> FAST CRUISE COMPLETION AND READINESS FOR SEA
 TRIALS. REF D CONCURRED IN THE SEA TRIAL AGENDA FOR USS <SHIP
 NAME/HULL NO.>. REF E APPROVED THE SEA TRIAL AGENDA FOR USS <SHIP
 NAME/HULL NO.>.///
 RMKS/1. REF A CERTIFIED THE SUBSAFE MATERIAL CONDITION OF THOSE PARTS
 OF USS <SHIP NAME/HULL NO.> INSTALLED, REPAIRED AND/OR TESTED BY THE
 SHIPYARD IS SATISFACTORY FOR SEA TRIALS TO TEST DEPTH.
 2. IAW REF B COMSUB<LANT/PAC> CONFIRMS THAT THE CERTIFICATION OF THE
 REMAINDER OF ITEMS WITHIN THE SUBSAFE CERTIFICATION BOUNDARY OF USS
 <SHIP NAME/HULL NO.> HAS BEEN SUSTAINED. ACCORDINGLY, THE STATUS OF
 THE SUBSAFE CERTIFICATION BOUNDARY OF USS <SHIP NAME/HULL NO.> IS
 SATISFACTORY FOR SEA TRIALS TO TEST DEPTH <SUBJECT TO ANY RESTRICTIONS
 IN PARA 2 OF REF A if any are identified>.
 3. REF C REPORTED COMPLETION OF FAST CRUISE AND READINESS TO PROCEED
 ON SEA TRIALS.
 4. USS <SHIP NAME/HULL NO.> IS AUTHORIZED TO DIVE UNDER DELIBERATE AND
 CONTROLLED CONDITIONS TO <SPECIFIED> DEPTH IAW THE SEA TRIAL AGENDA
 CONCURRED IN BY REF D AND APPROVED BY REF E.//

16 Oct 2019

5. EXCEPT AS LISTED IN 6. BELOW, THIS DEPTH AUTHORIZATION IS AUTOMATICALLY SUSPENDED UPON RE-ENTRY TO THE SUBSAFE CERTIFICATION BOUNDARY OR CASUALTY AFFECTING RECOVERABILITY, SALVAGE, WATERTIGHT INTEGRITY OR OPERATION OF SHIP'S CONTROL SURFACES. THE SHIP **MUST** NOT OPERATE AT A DEPTH GREATER THAN 200 FEET UNTIL RE-ENTRY IS CERTIFIED TO TYCOM AND TYCOM GRANTS APPROVAL TO OPERATE TO PREVIOUSLY AUTHORIZED DEPTH.
6. RE-ENTRY CONTROL TO ADJUST FLOOD CONTROL HYDRAULIC VALVE TIMING WILL BE CERTIFIED BY THE COMMANDING OFFICER, TYCOM CERTIFICATION IS NOT REQUIRED, AND A SITREP WILL BE TRANSMITTED PRIOR TO RESUMPTION OF OPERATION BELOW 200 FEET.
7. AT THE CONCLUSION OF SEA TRIALS, THE SHIP **MUST** NOT OPERATE AT DEPTHS GREATER THAN ONE-HALF TEST DEPTH PLUS FIFTY FEET UNTIL RECEIPT OF THE URO AUTHORIZATION MESSAGE FROM THE TYCOM.
8. ALL SEA TRIALS SITREPS ARE TO BE SENT USING IMMEDIATE PRECEDENCE.//
BT

NOTE: ENSURE MESSAGES ARE **PER CURRENT MESSAGE FORMAT AND CURRENT PLAD IS UTILIZED.**

16 Oct 2019

APPENDIX CG

SAMPLE TYCOM MESSAGE TO SHIP CONCERNING URO FOR INDUSTRIAL
ACTIVITY AVAILABILITIES GREATER THAN SIX MONTHS IN DURATION

(SUBMARINES ONLY)

FM COMSUB<LANT/PAC> <NORFOLK VA/PEARL HARBOR HI>//

TO USS <SHIP NAME>//

INFO CNO WASHINGTON DC//

COMNAVSEASYS COM WASHINGTON DC//

<LANT/PAC>FLT<NORFOLK VA/PEARL HARBOR HI>//

<DIRSSP WASHINGTON DC FOR SSBN>//

COMSUBGRU <NO.>//

COMSUBRON <NO.>//

<SUPERVISING AUTHORITY>//

BT

UNCLAS //N09094//

MSGID/GENADMIN/COMSUB<LANT/PAC>//

SUBJ/(SUBS) UNRESTRICTED OPERATION OF USS <SHIP NAME/HULL NO.> //

REF/A/MSG/COMNAVSEASYS COM/<DTG>// {B.3.9}

REF/B/MSG/ISIC/<DTG>//

REF/C/DOC/NAVSEA 0924-062-0010//

REF/D/DOC/COMSUB<LANT/PAC>NOTE C3120//

NARR/REF A IS NAVSEA URO MSG FOR USS <SHIP NAME/HULL NO.>. REF B IS ISIC SEA TRIAL MATERIAL CERTIFICATION MSG FOR USS <SHIP NAME/HULL NO.>. REF C IS THE SUBSAFE REQUIREMENTS MANUAL. REF D CONTAINS TYCOM AUTHORIZED SUBMARINE OPERATING AND TEST DEPTHS.//

RMKS/1. REF A CERTIFIED THE SUBSAFE MATERIAL CONDITION OF THOSE PARTS OF USS <SHIP NAME/HULL NO.> INSTALLED, REPAIRED, AND/OR TESTED BY THE SHIPYARD IS SATISFACTORY AND RECOMMENDED THAT USS <SHIP NAME/HULL NO.> BE AUTHORIZED TO CONDUCT UNRESTRICTED OPERATIONS TO TEST DEPTH.

2. IAW REF B <TYCOM> CONFIRMS THAT CERTIFICATION OF THE REMAINDER OF ITEMS NOT COVERED BY REF A WITHIN THE SUBSAFE CERTIFICATION BOUNDARY HAS BEEN SUSTAINED. ACCORDINGLY, USS <SHIP NAME/HULL NO.> IS AUTHORIZED TO CONDUCT OPERATIONS TO <SPECIFIED> DEPTH, SUBJECT TO THE FOLLOWING RESTRICTIONS: <list restrictions if they exist or state "NONE">.

3. CONTINUED CERTIFICATION FOR OPERATIONS TO TEST DEPTH IS SUBJECT TO COMPLIANCE WITH REF C. URO MRC PERIODICITIES COMMENCE ON <DATE>.

4. THIS MESSAGE REMAINS IN EFFECT UNTIL INCLUDED IN A FUTURE REVISION OF REF D.//

BT

NOTE: ENSURE MESSAGES ARE PER CURRENT MESSAGE FORMAT AND CURRENT PLAD IS UTILIZED.

16 Oct 2019

APPENDIX CH

**SAMPLE ISIC MESSAGE TO TYCOM CONCERNING
MATERIAL CERTIFICATION PRIOR TO SEA TRIALS FOR INDUSTRIAL
ACTIVITY AVAILABILITIES GREATER THAN SIX MONTHS IN DURATION**

(SUBMARINES ONLY)

FM COMSUB<RON/GRU NO.>//
 TO COMSUB<LANT/PAC> <NORFOLK VA/PEARL HARBOR HI>//
 INFO COMSUBRON ELEVEN//
 COMSUBGRU <NO.>//
 USS <SHIP NAME>//
 BT
 UNCLAS //N09094//
 GENADMIN/COMSUB<RON/GRU NO.>//
 SUBJ/(SUBS) USS <SHIP NAME/HULL NO.> MATERIAL CERTIFICATION/ READINESS
 FOR SEA TRIALS//
 REF/A/RMG/COMSUB<LANT/PAC>/<DTG>// {APPENDIX CD}
 REF/B/DOC/COMUSFLTFORCOM/<DATE>//
 REF/C/RMG/COMSUB<RON/GRU NO.>/<DTG>/NOTAL// {APPENDIX CB}
 REF/D/DOC/NAVSEA /<DATE>//
 NARR/REF A IS TYCOM MSG TO USS <SHIP'S NAME/HULL NO.> ON COMPLETION
 PREREQUISITES FOR AVAILABILITIES GREATER THAN SIX MONTHS. REF B IS
 COMUSFLTFORCOMINST 4790.3, JOINT FLEET MAINTENANCE MANUAL, VOLUME
 II. REF C IS COMSUB<RON/GRU NO.> MSG TO TYCOM ON CREW CERT. REF D IS
 NAVSEA 0924-062-0010, SUBMARINE SAFETY (SUBSAFE) REQUIREMENTS
 MANUAL.
 RMKS/1. IAW REFS A AND B, THIS MSG CERTIFIES THAT NO MANDATORY
 DEFICIENCIES FOR SEA TRIALS HAVE BEEN IDENTIFIED. THERE HAVE BEEN NO
 RECS OPENED AND NO SUBSAFE DEPARTURES FROM SPECIFICATION PROCESSED
 SINCE THE START OF FAST CRUISE. <OR, REPORT ANY MANDATORY
 DEFICIENCIES DISCOVERED WITH CORRECTIVE ACTION, AND IF RECS AND/OR
 DEPARTURES FROM SPECIFICATIONS WERE PROCESSED SINCE THE START OF
 FAST CRUISE, REPORT ALL RECS OPENED SINCE THE START OF FAST CRUISE ARE
 CLOSED AND/OR ALL SUBSAFE DEPARTURES FROM SPECIFICATIONS PROCESSED
 SINCE THE START OF FAST CRUISE ARE RESOLVED ^(NOTE 1.)>
 2. THERE ARE NO SUBSAFE DEPARTURES FROM SPECIFICATIONS WITH
 CONDITIONS WHICH HAVE NOT BEEN SATISFIED. THE FOLLOWING ADDITIONAL
 DEPARTURES FROM SPECIFICATIONS WERE GENERATED SUBSEQUENT TO REF C.
DEPARTURE NO. TYPE SYSTEM/COMPONENT RESTRICTION (IF ANY)
 A.
 B.
 3. REQUEST PERMISSION TO COMMENCE SEA TRIALS. CO <SHIP NAME>
 CONCURS.//
 BT

NOTE 1: LIST ALL RE-ENTRIES TO MATERIAL CERTIFICATION BOUNDARY AND ALL WORK ON SYSTEMS AFFECTING RECOVERABILITY, SALVAGE, WATERTIGHT INTEGRITY, OR OPERATION OF SHIP'S CONTROL SURFACES WITH CORRECTIVE ACTION SINCE RELEASE FOR FAST CRUISE MESSAGE.

NOTE: ENSURE MESSAGES ARE PER CURRENT MESSAGE FORMAT AND CURRENT PLAD IS UTILIZED.

APPENDIX CI

**SAMPLE ISIC MESSAGE TO TYCOM CONCERNING MATERIAL CERTIFICATION
UPON COMPLETION OF SEA TRIALS FOR INDUSTRIAL ACTIVITY
AVAILABILITIES GREATER THAN SIX MONTHS IN DURATION**

(SUBMARINES ONLY)

FM COMSUB<RON/GRU NO.>//
 TO COMSUB<LANT/PAC> <NORFOLK VA/PEARL HARBOR HI>//
 INFO COMSUBRON ELEVEN//
 COMSUBGRU<NO.>//
 USS <SHIP NAME>//
 BT
 UNCLAS //N09094//
 GENADMIN/COMSUB<RON/GRU NO.>//
 SUBJ/(SUBS) USS <SHIP NAME/HULL NO.>MATERIAL CERTIFICATION//
 REF/A/MSG/<SUPERVISING AUTHORITY>//
 REF/B/MSG/<TYCOM>/<DTG>//{ APPENDIX CD}
 REF/C/DOC/COMUSFLTFORCOM/<DATE>//
 REF/D/DOC/NAVSEA/<DATE>//
 REF/E/DOC/NAVSEA/<DATE OF LATEST REVISION>//
 NARR/REF A IS <SUPERVISING AUTHORITY> REPORT CONCERNING SUBSAFE
 MATERIAL CONDITION TO SUPPORT URO. REF B IS THE TYCOM MSG TO USS
 <SHIP'S NAME/HULL NO.> ON COMPLETION PREREQUISITES FOR AVAILABILITIES
 GREATER THAN SIX MONTHS. REF C IS COMUSFLTFORCOMINST 4790.3, JOINT
 FLEET MAINTENANCE MANUAL, VOLUME II. REF D IS NAVSEA 0924-062-0010,
 SUBMARINE SAFETY (SUBSAFE) REQUIREMENTS MANUAL. REF E IS NAVSEA,
 URO REQUIREMENTS MANUAL.
 RMKS/1. IAW REF A THE <SUPERVISING AUTHORITY> REPORTED THE
 SATISFACTORY COMPLETION OF ALL SEA TRIALS, COMPLETION OF
 CONTROLLED DIVES, AND THE RESOLUTION OF MANDATORY SEA TRIAL
 DEFICIENCIES. IAW WITH REFS B AND C THERE IS NO DEFERRED SUBSAFE WORK
 AND THERE ARE NO SUBSAFE DEPARTURES FROM SPECIFICATIONS WITH
 CONDITIONS WHICH HAVE NOT BEEN SATISFIED. <OR, REPORT ANY FORCES
 AFLOAT ASSIGNED DEFERRED SUBSAFE WORK AND/OR OUTSTANDING
 CONDITIONAL DEPARTURES FORM SPECIFICATIONS INCLUDING DEPARTURE
 NUMBER, SHORT TITLE AND CALCULATED COMPLETION DATE.>
 2. THIS MESSAGE CERTIFIES THAT ALL WORK ACCOMPLISHED BY FORCES
 AFLOAT WITHIN THE SUBSAFE CERTIFICATION BOUNDARY SINCE
 CERTIFICATION FOR SEA TRIALS HAS BEEN SATISFACTORILY COMPLETED AND
 RETESTED IAW REF C. CERTIFICATION REQUIREMENTS OF REF D HAVE BEEN
 SUSTAINED FOR THE REMAINDER OF THE SUBSAFE CERTIFICATION BOUNDARY.
 <LIST ALL RE-ENTRIES TO MATERIAL CERTIFICATION BOUNDARY AND ALL
 WORK ON SYSTEMS AFFECTING RECOVERABILITY, SALVAGE, WATERTIGHT
 INTEGRITY, OR OPERATION OF SHIP'S CONTROL SURFACES WITH CORRECTIVE
 ACTION SINCE RELEASE FOR FAST CRUISE MESSAGE.>

3. ALL URO MRC MANDATORY TESTS/INSPECTIONS SPECIFIED IN REF E HAVE BEEN ACCOMPLISHED OR VERIFIED TO BE WITHIN THE REQUIRED PERIODICITY.//
BT

NOTE: LIST ALL RE-ENTRIES TO MATERIAL CERTIFICATION BOUNDARY AND ALL WORK ON SYSTEMS AFFECTING RECOVERABILITY, SALVAGE, WATERTIGHT INTEGRITY, OR OPERATION OF SHIP'S CONTROL SURFACES WITH CORRECTIVE ACTION SINCE RELEASE FOR FAST CRUISE MESSAGE.

NOTE: ENSURE MESSAGES ARE **PER CURRENT MESSAGE FORMAT AND CURRENT PLAD IS UTILIZED.**

16 Oct 2019

APPENDIX CJ

**SAMPLE SHIP MESSAGE TO TYCOM CONCERNING READINESS FOR FAST
CRUISE FOR INDUSTRIAL ACTIVITY AVAILABILITIES GREATER THAN SIX
MONTHS IN DURATION**

(SUBMARINES ONLY)

FM USS <SHIP NAME>//
 TO COMSUB<LANT/PAC> <NORFOLK VA/PEARL HARBOR HI>//
 INFO CNO WASHINGTON DC//
 COM<LANT/PAC>FLT <NORFOLK VA/PEARL HARBOR HI>//
 COMNAVSEASYS COM WASHINGTON DC//
 DIRSSP WASHINGTON DC// {For SSBN/SSGN Only}
 <SUBOPAUTH>// {IF OTHER THAN PARENT TYCOM}
 COMSUBRON ELEVEN//
 COMSUBGRU <NO.>//
 COMSUB<RON/GRU NO.>//
 <SUPERVISING AUTHORITY>//<CODES>//
 BT
 UNCLAS //N09094//
 MSGID/GENADMIN/USS <SHIP NAME>//
 SUBJ/(SUBS) USS <SHIP NAME/HULL NO.> READINESS FOR FAST CRUISE//
 REF/A/RMG/<SUPERVISING AUTHORITY>/<DTG>//
 REF/B/RMG/COMSUB<RON/GRU NO.>/<DTG>//{ APPENDIX CB}
 REF/C/RMG/COMSUB<RON/GRU NO.>/<DTG>//{ APPENDIX BQ}
 REF/D/DOC/COMUSFLTFORCOM/<DATE>//
 REF/E/RMG/<TYCOM>/<DTG>//{ APPENDIX CD}
 NARR/ REF A IS <SUPERVISING AUTHORITY> REPORT OF READINESS FOR FAST
 CRUISE AND SEA TRIALS. REF B IS COMSUB<RON/GRU NO.> REPORT OF
 READINESS FOR FAST CRUISE AND SEA TRIALS. REF C IS COMSUB<RON/GRU NO.>
 FLY-BY-WIRE REPORT OF READINESS FOR FAST CRUISE AND SEA TRIALS. REF D
 IS COMUSFLTFORCOMINST 4790.3, JOINT FLEET MAINTENANCE MANUAL,
 VOLUME II. REF E IS TYCOM MSG TO USS <SHIP'S NAME/HULL NO.> ON
 COMPLETION PREREQUISITES FOR AVAILABILITIES GREATER THAN SIX
 MONTHS.
 1. REFS A THROUGH C REPORTED READINESS OF SHIP FOR FAST CRUISE AND
 SEA TRIALS. IAW REFS C AND D, USS <SHIP NAME/HULL NO.> AND CREW ARE
 READY FOR SEA TRIALS WITH THE FOLLOWING EXCEPTIONS:
 A. COMPLETION OF FAST CRUISE.
 B. REMOVAL OF SHORE SERVICE CONNECTIONS.
 2. REQUEST PERMISSION TO START FAST CRUISE.//
 BT

**NOTE: ENSURE MESSAGES ARE PER CURRENT MESSAGE FORMAT AND
CURRENT PLAD IS UTILIZED.**

16 Oct 2019

APPENDIX CK

SAMPLE SHIP MESSAGE TO TYCOM CONCERNING READINESS FOR SEA TRIALS FOR INDUSTRIAL ACTIVITY AVAILABILITIES GREATER THAN SIX MONTHS IN DURATION**(SUBMARINES ONLY)**

FM USS <SHIP NAME>
TO COMSUB<LANT/PAC> <NORFOLK VA/PEARL HARBOR HI>//
INFO COMSUBRON ELEVEN//
COMSUBGRU <NO.>//
COMSUB<RON/GRU NO.>//
BT
UNCLAS //N09094//
MSGID/GENADMIN//USS <SHIP'S NAME>//
SUBJ/(SUBS) USS <SHIP NAME/HULL NO.>READINESS FOR SEA TRIALS//
REF/A/DOC/COMUSFLTFORCOM/<DATE>//
NARR/REF A IS COMUSFLTFORCOMINST 4790.3, JOINT FLEET MAINTENANCE MANUAL, VOLUME II//
RMKS/1. FAST CRUISE COMPLETED <TIME AND DATE>.
2. IAW REF A, USS <SHIP NAME/HULL NO.> AND CREW READY TO PROCEED ON SEA TRIALS WITH THE FOLLOWING EXCEPTIONS:
 A. REMOVAL OF SHORE SERVICE CONNECTIONS.
 B.
3. MATERIAL CONDITION SUPPORTS ADEQUATE CREW REST FOR UNDERWAY AT <TIME AND DATE>.
4. REQUEST PERMISSION TO COMMENCE SEA TRIALS.//
BT

NOTE: ENSURE MESSAGES ARE PER CURRENT MESSAGE FORMAT AND CURRENT PLAD IS UTILIZED.

APPENDIX CL

**SAMPLE TYCOM MESSAGE CONCERNING RESUMPTION OF
SEA TRIALS COMPLETION PREREQUISITES FOR INDUSTRIAL ACTIVITY
AVAILABILITIES**

GREATER THAN SIX MONTHS DURATION

(SUBMARINES ONLY)

FM COMSUB<LANT/PAC> <NORFOLK VA/PEARL HARBOR HI>//
 TO COMNAVSEASYS COM WASHINGTON DC// {for SSN21 only}
 COMSUB<RON/GRU NO.>//
 <SUPERVISING AUTHORITY>//<CODES>//
 USS <SHIP NAME>//
 INFO CNO WASHINGTON DC//
 COM<LANT/PAC>FLT <NORFOLK VA/PEARL HARBOR HI>//
 DIRSSP WASHINGTON DC// {SSBN/SSGN Only}
 <SUBOPAUTH>//<CODES>//
 COMSUBRON ELEVEN//
 COMSUBGRU <NO.>//
 BT
 UNCLAS //N09094
 MSGID/GENADMIN/<TYCOM>//
 SUBJ/(SUBS) USS <SHIP NAME/HULL NO.> SEA TRIAL RESUMPTION AND
 INDUSTRIAL ACTIVITY AVAILABILITY COMPLETION PREREQUISITES//
 REF/A/RMG/COMSUB<LANT/PAC> /<DTG>//{APPENDIX CD}
 REF/B/DOC/COMUSFLTFORCOM/<DATE>//
 REF/C/DOC/NAVSEA /<DATE>//
 NARR/REF A IS TYCOM MSG TO USS <SHIP'S NAME/HULL NO.> ON COMPLETION
 PREREQUISITES FOR AVAILABILITIES GREATER THAN SIX MONTHS. REF B IS
 COMUSFLTFORCOMINST 4790.3, JOINT FLEET MAINTENANCE MANUAL, VOLUME
 II. REF C IS NAVSEA 0924-062-0010, SUBMARINE SAFETY (SUBSAFE)
 REQUIREMENTS MANUAL.
 RMKS/1. REF A SPECIFIED PREREQUISITES IN SUPPORT OF USS <SHIP NAME/HULL
 NO.>FAST CRUISE, INITIAL INDUSTRIAL ACTIVITY AVAILABILITY SEA TRIALS
 AND COMPLETION. THESE TRIALS WERE ACCOMPLISHED AND <INDUSTRIAL
 ACTIVITY NAME> HAS CONDUCTED REPAIRS TO USS <SHIP NAME> REQUIRING
 ADDITIONAL SEA TRIALS. THIS MSG PROVIDES TO ALCON REPORTS AND
 AUTHORIZATIONS PREREQUISITE TO COMMENCING ADDITIONAL SEA TRIALS:

A. SUPERVISING AUTHORITY **MUST** DRAFT REVISED SEA TRIAL AGENDA
 TO SUPPORT THE FOLLOW-ON TRIALS. THIS AGENDA **MUST** BE FORMALLY
 APPROVED BY COMSUB<RON/GRU NO.> (ACTING FOR TYCOM) AND CONCURRED
 IN BY NAVSEA PRIOR TO CONDUCT OF SEA TRIALS.

B. SUPERVISING AUTHORITY MSG TO NAVSEA, INFO TYCOM, THAT
 MATERIAL CONDITION OF SYSTEMS AND EQUIPMENTS INSTALLED, REPAIRED
 AND/OR TESTED BY <INDUSTRIAL ACTIVITY> IS SATISFACTORY FOR CONDUCT
 OF FOLLOW-ON SEA TRIALS. AS A MINIMUM, REPORT SHOULD STATE STATUS OF

16 Oct 2019

ALL INCOMPLETE CAT 1A AUDIT ITEMS AND THAT ALL WORK HAS BEEN PERFORMED IAW REF C. {REFERENCE C, APPENDIX B.3.5}

C. USS <SHIP NAME/HULL NO.> MSG TO TYCOM STATING THAT CREW AND SHIP ARE READY FOR FOLLOW-ON SEA TRIALS LISTING EXCEPTIONS. {APPENDIX CN}

D. ISIC MSG TO TYCOM THAT THE MATERIAL CONDITION OF THOSE SUBSAFE CERTIFICATION BOUNDARY PARTS OF USS <SHIP NAME> INSTALLED, REPAIRED AND/OR TESTED BY FORCES AFLOAT {Ship's Force and/or FMA} ARE SATISFACTORY IAW REF B FOR FOLLOW-ON SEA TRIALS. {APPENDIX CM}

E. NAVSEA MSG TO TYCOM RECERTIFYING MATERIAL CONDITION OF USS <SHIP NAME/HULL NO.> FOR SPECIFIC TRIAL OPERATING DEPTH. {REFERENCE B, APPENDIX B.3.6}

F. TYCOM MSG TO USS <SHIP NAME/HULL NO.> GRANTING PERMISSION TO CONDUCT FOLLOW-ON SEA TRIALS. {APPENDIX CO}

2. USS <SHIP NAME/HULL NO.>SEA TRIALS WILL BE UNDER OPCON OF (_____).

3. CO, USS <SHIP NAME/HULL NO.>IS REQUESTED TO PROVIDE SEA TRIAL SITREPS DAILY AND IDENTIFY ITEMS MANDATORY FOR CORRECTION PRIOR TO COMPLETION OF INDUSTRIAL AVAILABILITY.

4. FOLLOWING REPORTS AND AUTHORIZATIONS ARE PREREQUISITES TO INDUSTRIAL AVAILABILITY COMPLETION:

A. SUPERVISING AUTHORITY MSG TO NAVSEA AND TYCOM IAW REF C REPORTING COMPLETION OF AUTHORIZED WORK AND CAT 1A AUDIT ITEMS LISTING EXCEPTIONS. MSG SHOULD RECOMMEND <TYPE OF AVAILABILITY> COMPLETION AND LIST PROPOSED GUARANTEE WORK ITEMS.

B. NAVSEA MSG TO TYCOM IAW REF C CERTIFYING MATERIAL CONDITION OF USS <SHIP NAME/HULL NO.> IS SATISFACTORY FOR UNRESTRICTED OPERATIONS TO DESIGN TEST DEPTH.

C. ISIC MSG TO TYCOM AND USS <SHIP NAME/HULL NO.> REPORTING MATERIAL CONDITION OF SHIP AND URO MRC STATUS SUBSEQUENT TO SEA TRIALS. {APPENDIX CI}

D. TYCOM MSG TO CO, USS <SHIP NAME/HULL NO.> IAW REF C AUTHORIZING CONDUCT OF UNRESTRICTED OPERATIONS TO DESIGN TEST DEPTH. {APPENDIX CG}

5. MSGS LISTED IN PARA 1 THROUGH 4 ABOVE SHOULD BE ASSIGNED APPROPRIATE PRECEDENCE AND PARALLELED BY PHONCON TO ACTION ADDEES CITING DTG OF FORTHCOMING MSG. ALL ADDEES OF THIS MSG TO BE INCLUDED AS ADDEES ON MSG LISTED IN PARA 1 THROUGH 4 ABOVE.//

BT

NOTE: ENSURE MESSAGES ARE PER CURRENT MESSAGE FORMAT AND CURRENT PLAD IS UTILIZED.

APPENDIX CM

**SAMPLE ISIC MESSAGE TO TYCOM CONCERNING
MATERIAL CERTIFICATION FOR FOLLOW-ON SEA TRIALS IN CASES WHERE A
PREVIOUS SEA TRIAL WAS ABORTED OR CORRECTIVE ACTIONS FOR SEA
TRIAL DEFICIENCIES REQUIRE AN ADDITIONAL DEEP DIVE FOR INDUSTRIAL
ACTIVITY AVAILABILITIES GREATER THAN SIX MONTHS IN DURATION**

(SUBMARINES ONLY)

FM COMSUB<RON/GRU NO.>//
TO COMSUB<LANT/PAC> <NORFOLK VA/PEARL HARBOR HI>//
INFO COMSUBRON ELEVEN//
COMSUBGRU <NO.>//
USS <SHIP NAME>//
BT
UNCLAS //N09094//
MSGID//GENADMIN/COMSUB<RON/GRU NO.>//
SUBJ/(SUBS) USS <SHIP NAME/HULL NO.>MATERIAL CERTIFICATION/ READINESS
FOR <FOLLOW-ON ^(NOTE 1)> SEA TRIALS//
REF/A/RMG/TYCOM/<DTG>//{APPENDIX CL}
REF/B/DOC/COMUSFLTFORCOM/<DATE>//
REF/C/RMG/COMSUB<RON/GRU NO.>/<DTG>/NOTAL//{APPENDIX CH}
REF/D/DOC/NAVSEA /<DATE>//
REF/E/DOC/NAVSEA/<DATE OF LATEST REVISION>//
NARR/REF A IS TYCOM MSG TO USS <SHIP'S NAME/HULL NO.> ON RESUMPTION
OF SEA TRIAL PREREQUISITES FOR AVAILABILITIES GREATER THAN SIX
MONTHS. REF B IS COMUSFLTFORCOMINST 4790.3, JOINT FLEET MAINTENANCE
MANUAL, VOLUME II. REF C IS COMSUB<RON/GRU NO.> MSG TO TYCOM ON
MATERIAL STATUS PRIOR TO INITIAL SEA TRIALS. REF D IS NAVSEA 0924-062-
0010, SUBMARINE SAFETY (SUBSAFE) REQUIREMENTS MANUAL. REF E IS
NAVSEA URO REQUIREMENTS MANUAL.//
RMKS/1. IAW REFS A AND B, THIS MSG CERTIFIES THAT NO MANDATORY
DEFICIENCIES FOR <FOLLOW-ON ^(NOTE 1)> SEA TRIALS HAVE BEEN IDENTIFIED.
THERE HAVE BEEN NO RECS OPENED AND NO SUBSAFE DEPARTURES FROM
SPECIFICATIONS PROCESSED SINCE THE START OF THE INITIAL SEA TRIALS <OR,
REPORT ANY MANDATORY DEFICIENCIES DISCOVERED WITH CORRECTIVE
ACTION, AND IF RECS AND/OR DEPARTURES FROM SPECIFICATIONS WERE
PROCESSED SINCE THE START OF THE INITIAL SEA TRIALS, REPORT ALL RECS
OPENED SINCE THE START OF INITIAL SEA TRIALS ARE CLOSED AND/OR ALL
SUBSAFE DEPARTURES FROM SPECIFICATIONS PROCESSED SINCE THE START OF
SEA TRIALS ARE RESOLVED ^{NOTE 2}.>
2. THERE ARE NO SUBSAFE DEPARTURES FROM SPECIFICATIONS WITH
CONDITIONS WHICH HAVE NOT BEEN SATISFIED. THE FOLLOWING DEPARTURES
FROM SPECIFICATIONS ARE CURRENTLY OUTSTANDING:
DEPARTURE NO. TYPE SYSTEM/COMPONENT RESTRICTION (IF ANY)

A.

B.

3. ALL URO MRC MANDATORY TESTS/INSPECTIONS SPECIFIED IN REF E HAVE BEEN ACCOMPLISHED OR VERIFIED TO BE WITHIN THE REQUIRED PERIODICITY.//
BT

NOTE 1: UPCOMING TRIAL WHICH IS SUBJECT OF THIS CERTIFICATION (E.G., SECOND SEA TRIAL, ETC.).

NOTE 2: LIST ALL RE-ENTRIES TO MATERIAL CERTIFICATION BOUNDARY AND ALL WORK ON SYSTEMS AFFECTING RECOVERABILITY, SALVAGE, WATERTIGHT INTEGRITY, OR OPERATION OF SHIP'S CONTROL SURFACES WITH CORRECTIVE ACTION SINCE RELEASE FOR FAST CRUISE MESSAGE.

NOTE: ENSURE MESSAGES ARE **PER CURRENT MESSAGE FORMAT AND CURRENT PLAD IS UTILIZED.**

APPENDIX CN

SAMPLE SHIP MESSAGE TO TYCOM CONCERNING READINESS FOR FOLLOW-ON SEA TRIALS FOR INDUSTRIAL ACTIVITY AVAILABILITIES GREATER THAN SIX MONTHS IN DURATION**(SUBMARINES ONLY)**

FM USS <SHIP NAME>//
TO COMSUB<LANT/PAC> <NORFOLK VA/PEARL HARBOR HI>//
INFO COMSUBRON ELEVEN//
COMSUBGRU <NO.>//
COMSUB<RON/GRU NO.>//
BT
UNCLAS //N09094//
MSGID/GENADMIN//USS <SHIP'S NAME>//
SUBJ/(SUBS) USS <SHIP NAME/HULL NO.>READINESS FOR SEA TRIALS//
REF/A/DOC/COMUSFLTFORCOM/<DATE>//
NARR/REF A IS COMUSFLTFORCOMINST 4790.3, JOINT FLEET MAINTENANCE
MANUAL, VOLUME II//
RMKS/1. IAW REF A, USS <SHIP NAME/HULL NO.>AND CREW REPORTED READY
TO PROCEED ON FOLLOW-ON ^(NOTE 1)SEA TRIALS WITH THE FOLLOWING
EXCEPTIONS:
A. REMOVAL OF SHORE SERVICE CONNECTIONS.
B.
2. MATERIAL CONDITION SUPPORTS ADEQUATE CREW REST FOR UNDERWAY AT
<TIME AND DATE>.
3. REQUEST PERMISSION TO COMMENCE FOLLOW-ON SEA TRIALS.//
BT

NOTE 1: UPCOMING TRIAL WHICH IS SUBJECT OF THIS CERTIFICATION (E.G., SECOND SEA TRIAL, ETC.).

NOTE: ENSURE MESSAGES ARE **PER CURRENT MESSAGE FORMAT AND CURRENT PLAD IS UTILIZED.**

16 Oct 2019

APPENDIX CO

**SAMPLE TYCOM MESSAGE TO SHIP CONCERNING FOLLOW-ON
SEA TRIALS DEPTH AUTHORIZATION FOR INDUSTRIAL ACTIVITY
AVAILABILITIES GREATER THAN SIX MONTHS IN DURATION**

(SUBMARINES ONLY)

FM COMSUB<LANT/PAC> <NORFOLK VA/PEARL HARBOR HI>//
 TO USS <SHIP NAME>//
 INFO CNO WASHINGTON DC//
 COMNAVSEASYS COM WASHINGTON DC//
 <LANT/PAC>FLT<NORFOLK VA/PEARL HARBOR HI>//
 <DIRSSP WASHINGTON DC FOR SSBN>//
 COMSUBGRU <NO.>//
 COMSUBRON <NO.>//
 <SUPERVISING AUTHORITY>//
 BT
 UNCLAS //N09094//
 MSGID/GENADMIN/COMSUB<LANT/PAC>//
 SUBJ/(SUBS) USS <SHIP NAME/HULL NO.> <FOLLOW-ON ⁽¹⁾> SEA TRIALS DEPTH
 AUTHORIZATION//
 REF/A/MSG/COMNAVSEASYS COM/<DTG>//{B.3.6}
 REF/B/DOC/JFMM APX CM
 REF/C/LTR/NAVSEA/<SER NO./DATE>//
 REF/D/LTR/COMSUB<LANT/PAC><SER NO./DATE>//
 NARR/REF A IS NAVSEA SUBSAFE MATERIAL CONDITION READINESS REPORT
 AND <FOLLOW-ON ⁽¹⁾> SEA TRIALS DEPTH RECOMMENDATION FOR USS <SHIP
 NAME/HULL NO.>. REF B IS ISIC CREW CERT FOR FOLLOW ON TRIALS. REF C
 CONCURRED IN THE <FOLLOW-ON ⁽¹⁾> SEA TRIALS AGENDA FOR USS <SHIP
 NAME/HULL NO.>. REF D APPROVED THE <FOLLOW-ON ⁽¹⁾> SEA TRIALS AGENDA
 FOR USS <SHIP NAME/HULL NO.>. //

RMKS/1. REF A CERTIFIED THE SUBSAFE MATERIAL CONDITION OF THOSE PARTS
 OF USS <SHIP NAME/HULL NO.> INSTALLED, REPAIRED AND/OR TESTED BY THE
 SHIPYARD IS SATISFACTORY FOR <FOLLOW-ON ⁽¹⁾> SEA TRIALS TO TEST DEPTH.
 2. IAW REF B<LANT/PAC> CONFIRMS THAT THE CERTIFICATION OF THE
 REMAINDER OF ITEMS WITHIN SUBSAFE CERTIFICATION BOUNDARY OF USS
 <SHIP NAME/HULL NO.> HAS BEEN SUSTAINED. ACCORDINGLY, THE STATUS OF
 THE SUBSAFE CERTIFICATION BOUNDARY OF USS <SHIP NAME/HULL NO.> IS
 SATISFACTORY FOR <FOLLOW-ON ⁽¹⁾> SEA TRIALS TO TEST DEPTH <SUBJECT TO
 RESTRICTIONS IN PARA 2 OF REF A *if any are identified*>.

3. USS <SHIP NAME/HULL NO.> IS AUTHORIZED TO DIVE UNDER DELIBERATE
 AND CONTROLLED CONDITIONS TO <SPECIFIED> DEPTH IAW THE <FOLLOW-ON
⁽¹⁾> SEA TRIALS AGENDA CONCURRED IN BY REF C AND APPROVED BY REF D.

4. EXCEPT AS LISTED IN 5. BELOW, THIS DEPTH AUTHORIZATION IS
 AUTOMATICALLY SUSPENDED UPON RE-ENTRY TO THE SUBSAFE
 CERTIFICATION BOUNDARY OR CASUALTY AFFECTING RECOVERABILITY,
 SALVAGE, WATERTIGHT INTEGRITY, OR OPERATION OF SHIP'S CONTROL

16 Oct 2019

| SURFACES, THE SHIP **MUST** NOT OPERATE AT A DEPTH GREATER THAN 200 FEET UNTIL RE-ENTRY IS CERTIFIED TO TYCOM AND TYCOM GRANTS APPROVAL TO OPERATE TO PREVIOUSLY AUTHORIZED DEPTH.

5. RE-ENTRY CONTROL TO ADJUST FLOOD CONTROL HYDRAULIC VALVE TIMING WILL BE CERTIFIED BY THE COMMANDING OFFICER, TYCOM CERTIFICATION IS NOT REQUIRED, AND A SITREP WILL BE TRANSMITTED PRIOR TO RESUMPTION OF OPERATION BELOW 200 FEET.//

BT

(1): **UPCOMING TRIALS WHICH ARE SUBJECT OF THIS CERTIFICATION (E.G., SECOND SEA TRIALS, ETC.).**

| **NOTE: ENSURE MESSAGES ARE **PER** CURRENT MESSAGE FORMAT AND CURRENT PLAD IS UTILIZED.**

16 Oct 2019

APPENDIX CP

SUBMARINE SEA TRIAL SITUATION REPORT
(SITREP GREATER THAN SIX MONTHS)

FM USS <SHIP NAME>//
 TO COMSUB<LANT/PAC> <NORFOLK VA/PEARL HARBOR HI>//
 INFO CNO WASHINGTON DC//
 COM<LANT/PAC>FLT <NORFOLK VA/PEARL HARBOR HI>//
 COMNAVSEASYS COM WASHINGTON DC//
 DIRSSP WASHINGTON DC// {For SSBN/SSGN Only}
 <SUBOPAETH>// {IF OTHER THAN PARENT TYCOM}
 COMSUBRON ELEVEN//
 COMSUBGRU <NO.>//
 COMSUB<RON/GRU NO.>//
 <SUPERVISING AUTHORITY>//<CODES>//
 (OTHER UNITS IN AREA IF APPLICABLE)//
 BT
 UNCLAS //N09094//
 MSGID/GENADMIN/USS <SHIP NAME>//
 SUBJ/(TYPE AVAILABILITY) SITREP (SEQUENTIAL NUMBER)//
 REF/A/DOC/COMUSFLTFORCOM/<DATE>//
 REF/B/DOC/AS APPLICABLE/<DATE>//
 NARR/ REF A IS COMUSFLTFORCOMINST 4790.3, JOINT FLEET MAINTENANCE
 MANUAL, VOLUME II.
 RMKS/1. CO'S SUMMARY, EVENTS 1-9 COMPLETED WITH THE FOLLOWING
 DEFICIENCIES NOTED:
 A. SUBSAFE/URO/**FBW-SCS/DSS-SOC** DEFICIENCIES.
 1) NON-ISOLABLE SEAWATER LEAKS
 (A) #1 SCOPE HULL GLAND LEAK 1 DPM AT 20% TD
 (B) SSW-30 (BODY-BONNET LEAK)
 (C) DE-7 (STEM SEAL LEAK)
 (D) RUDDER RAM
 (E) EHP P46-3P
 (F) TD-89 (FWD ESCAPE TRUNK DRAIN)
 (G) #2 SCOPE INBOARD HOIST CYLINDER FITTING
 (H) #1 SCOPE INBOARD HOIST CYLINDER FITTING
 (I) STERN PLANES RAM PACKING
 (J) STBD RETRACTABLE BOW PLANE EXTEND RETRACT CYLINDER
 (K) AHP-525 (PARKER CHECK VALVE SEAT LEAK)
 (L) SSW-20 UPSTREAM FLANGE
 (M) EHP P025-01S (WHIP ANTENNA)
 (N) INNER STERN PLANES RAM PACKING
 2) ISOLABLE SEAWATER LEAK
 (A) TDU VENT, TD-104 LEAKS 3 DPM AT 65% TD.
 (B) ASW-5 BODY-BONNET LEAK
 OTHER DEFICIENCIES

16 Oct 2019

(A) STERN PLANES AUX ANGLE INDICATOR ON BCP DOES NOT ILLUMINATE, URO-16

(B) MSW-2 CYCLE TIME SHUT IS 10.1 SEC

(C) MBT 3A WILL NOT OPEN

B. NON-SUBSAFE/URO/FBW-SCS/DSS-SOC DEFICIENCIES.

1) SCULLERY DRAIN LEAKING AT FITTING F-18, 27 DPM

2) 3 FLOOR TILES IN CREWS MESS LIFTED AFFECTING SANITATION

3) CO HOT WATER SHOWER RECIRC PUMP FAILED

2. PREVIOUS DEFICIENCIES REPORTED AND STATUS.

(LIST ALL PREVIOUS DEFICIENCIES AND CURRENT STATUS-THE GOAL IS TO CAPTURE THE COMPLETE MATERIAL CONDITION IN EACH MESSAGE) STATUS = REPAIRED (REP), CORRECTIVE ACTION REQUIRED (CAR), NOT APPLICABLE (NA)

EXAMPLE –

1) SCULLERY DRAIN LEAKING AT FITTING F-18, 27 DPM -REP

2) 3 FLOOR TILES IN CREWS MESS LIFTED AFFECTING SANITATION - CAR

3) CO HOT WATER SHOWER RECIRC PUMP FAILED - CAR

4) #1 SCOPE HULL GLAND LEAK 1 DPM AT 20% TD - CAR

5) TDU VENT, TD-104 LEAKS 3 DPM AT 65% TD - CAR

6) STERN PLANES AUX ANGLE INDICATOR ON BCP DOES NOT ILLUMINATE, URO-16 - REP

3. ADDITIONAL INFO.

1) DESCRIBE ANY ADDITIONAL INFO DESIRED OR LIST "NONE".

4. TYCOM, NAVSHIPYD, AND NAVSEA REPS CONCUR-DO NOT CONCUR (AS APPROPRIATE).//

BT

NOTE: ENSURE MESSAGES ARE PER CURRENT MESSAGE FORMAT AND CURRENT PLAD IS UTILIZED.

16 Oct 2019

APPENDIX CQ
SAMPLE MESSAGE CONCERNING
MOD ALERT NOTIFICATION

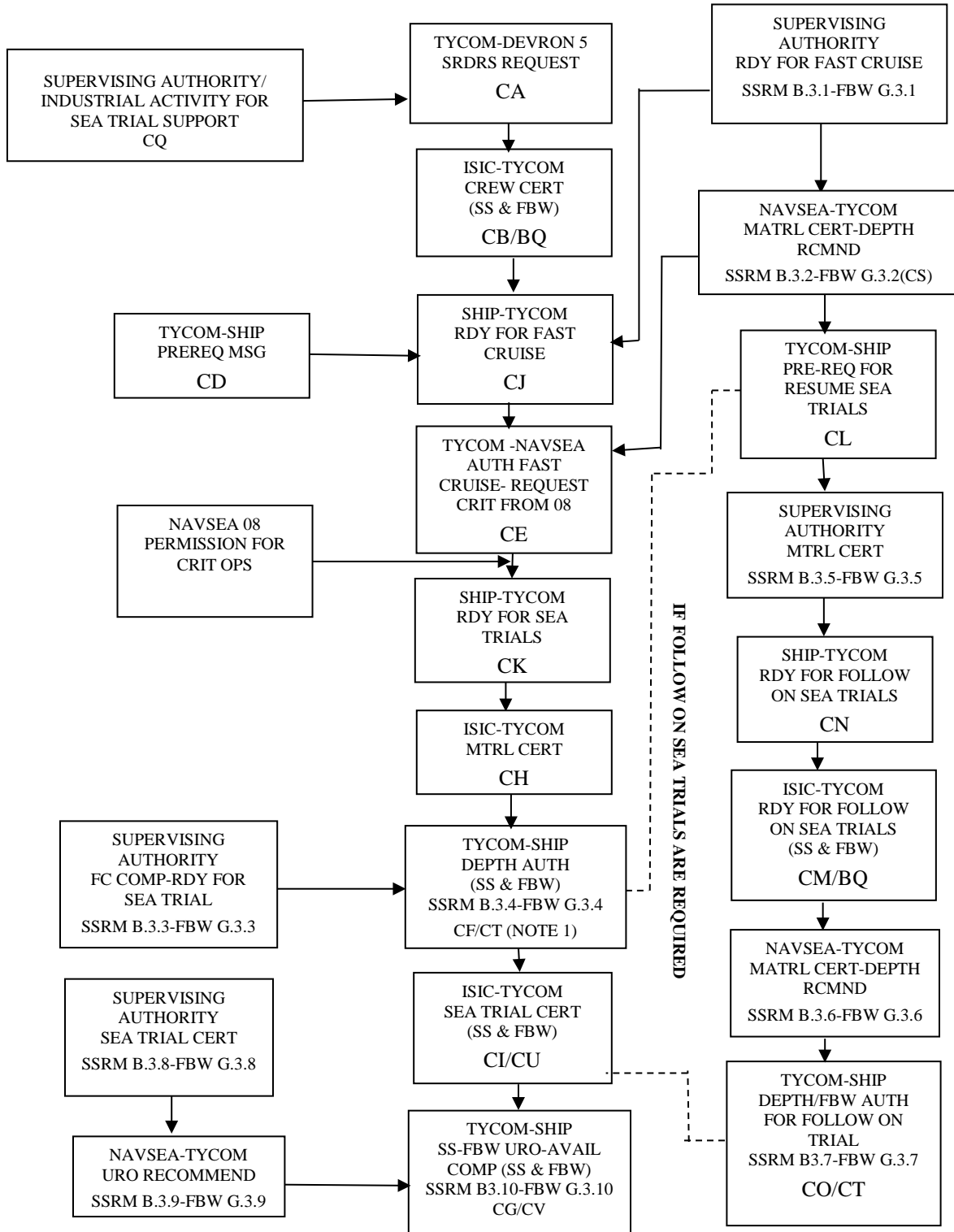
(SUBMARINES ONLY)

FM <INDUSTRIAL ACTIVITY>
 TO COMSUB<RON/GRU NO.>/{ISIC of Escort Ship}
 COMSUBLANT
 COMSUBPAC
 COMSUBRON ELEVEN//
 UNSEARESCOM SAN DIEGO CA//
 USS <ESCORT SHIP NAME>//
 INFO CNO WASHINGTON DC//
 COM<LANT/PAC>FLT <NORFOLK VA/PEARL HARBOR HI>//
 COMNAVSEASYSYSCOM WASHINGTON DC (AS APPLICABLE) //
 DIRSSP WASHINGTON DC // {For SSBN/SSGN only}
 <SUPERVISING AUTHORITY>/{CODES}</>
 <SUBOPAETH>// {If other than parent TYCOM}
 COMSUB<RON/GRU NO.>/{ISIC of Sea Trial Ship}
 CTF TWO SIX//
 CTG TWO SIX PT ONE//
 NSCSES NORFOLK VA//
 COMSUBGRU <NINE/TEN> // {For SSBN/SSGN only}
 USS <SHIP NAME/HULL NO.>{SEA TRIAL UNIT}</>
 BT
 UNCLAS //N03120//
 MSGID/GENADMIN/<INDUSTRIAL ACTIVITY>//
 SUBJ/(SUBS) SUBMARINE SEA TRIAL SUPPORT SERVICES/ MOD ALERT
 NOTIFICATION//
 REF/A/DOC/COMUSFLTFORCOM/<DATE>//
 NARR/REF A IS JOINT FLEET MAINTENANCE MANUAL//
 RMKS/1. IAW REF A REQUIREMENTS, USS <SHIP NAME/HULL NO.> IS SCHEDULED
 FOR
 SEA TRIALS OCCURRING <DDMMYY>. REQUEST SRDRS MOD ALERT BE
 SCHEDULED
 TO COVER SEA TRIAL PERIOD.
 2. ANY CHANGES IN ALERT POSTURE REQUIREMENTS WILL BE FORWARDED.//
 BT

**NOTE: ENSURE MESSAGES ARE PER CURRENT MESSAGE FORMAT AND
 CURRENT PLAD IS UTILIZED.**

APPENDIX CR

MESSAGE SCENARIO FOR CNO AVAILABILITIES OF GREATER THAN SIX MONTHS IN DURATION



NOTE 1. IF NO TESTING IS REQUIRED, TYCOM ISSUE FBW URO CERTIFICATION MESSAGE (CV) VICE (CT).

16 Oct 2019

APPENDIX CS

SAMPLE NAVSEA MESSAGE TO TYCOM CONCERNING FLY-BY-WIRE SHIP
CONTROL SYSTEMS MATERIAL CONDITION READINESS FOR SEA TRIALS

(SUBMARINES ONLY)

FM COMNAVSEASYS COM WASHINGTON DC//
 TO COMSUB<LANT/PAC> <NORFOLK VA/PEARL HARBOR HI>//
 INFO CNO WASHINGTON DC//
 COM<LANT/PAC>FLT <NORFOLK VA/PEARL HARBOR HI>//
 <DIRSSP WASHINGTON DC FOR SSBN>//
 COMSUBGRU <NO.>//
 COMSUBRON <NO.>//
 USS <SHIP NAME>//
 <SUPERVISING AUTHORITY>//
 BT
 UNCLAS //N09094//
 MSGID/GENADMIN/COMNAVSEASYS COM//
 SUBJ/(SUBS) FLY-BY-WIRE SHIP CONTROL SYSTEMS MATERIAL CONDITION
 READINESS FOR SEA TRIALS OF USS <SHIP NAME/HULL NO.>//
 REF/A/DOC/NAVSEA T9044-AD-MAN-010//
 REF/B/MSG/<SUPERVISING AUTHORITY>/<DTG>/{G.3.1}
 REF/C/LTR/NAVSEA <SER NO./DATE>//
 REF/D/LTR/COMSUB<LANT/PAC><SER NO./DATE>//
 NARR/REF A IS THE REQUIREMENTS MANUAL FOR SUBMARINE FLY-BY-WIRE
 SHIP CONTROL SYSTEMS. REF B IS <SUPERVISING AUTHORITY> REPORT OF
 READINESS OF <SHIP NAME/HULL NO.> FLY-BY-WIRE SHIP CONTROL SYSTEMS
 FOR FAST CRUISE AND SEA TRIALS. REF C CONCURRED IN SEA TRIAL AGENDA
 FOR USS <SHIP NAME/HULL NO.>. REF D APPROVED THE SEA TRIAL AGENDA FOR
 USS <SHIP NAME/HULL NO.>//
 RMKS/1. **PER** REF A, AND AS REPORTED BY REF B, THE MATERIAL CONDITION OF
 THOSE PARTS OF THE FLY-BY-WIRE SHIP CONTROL SYSTEM FOR USS <SHIP
 NAME/HULL NO.> INSTALLED, REPAIRED AND/OR TESTED BY THE SHIPYARD IS
 CERTIFIED SATISFACTORY FOR USE DURING SEA TRIALS.
 2. SUBJECT TO CONFIRMATION BY TYCOM THAT CERTIFICATION REQUIREMENTS
 OF REF A HAVE BEEN SUSTAINED FOR THE REMAINDER OF THE FLY-BY-WIRE
 SHIP CONTROL SYSTEMS CERTIFICATION BOUNDARY, RECOMMEND
 AUTHORIZED USE OF THE FLY-BY-WIRE SHIP CONTROL SYSTEMS **PER** THE SEA
 TRIAL AGENDA CONCURRED IN BY REF C AND APPROVED BY REF D.
 3. THERE ARE NO FLY-BY-WIRE SHIP CONTROL SYSTEMS DEVIATIONS AND
 WAIVERS WITH CONDITIONS THAT HAVE NOT BEEN SATISFIED OR FLY-BY-WIRE
 SHIP CONTROL SYSTEMS OR RELATED SHIP OPERATING RESTRICTIONS/LIMITS
 <or identify operating restrictions/limits and list conditional Deviations and Waivers including
 Deviation Number, Short Title and Expected Clearance Date/Key Event(1)>.
 4. THIS CERTIFICATION IS VALID THROUGHOUT TRIALS UNLESS A DEFICIENCY
 HAS BEEN DISCOVERED. SHIP SPEED IS RESTRICTED TO 20 KNOTS OR LESS
 WHEN AN FBW SCS FAULT CONDITION RESULTS IN A MAJOR NON-

16 Oct 2019

CONFORMANCE AFFECTING CONTROL OF SHIPS PITCH, HEADING, DEPTH OR CONTROL SURFACES. THESE DEFICIENCIES **MUST** BE REPORTED TO NAVSEA AND THE APPROPRIATE FLEET AND TYPE COMMANDERS. PREVIOUS NAVSEA CERTIFICATION OF THE FBW SCS MATERIAL CONDITION **MUST** BE SUSPENDED UNTIL NAVSEA REVIEWS THE REPORT AND CERTIFIES TO THE TYCOM THAT THE FBW SCS MATERIAL CONDITION IS SATISFACTORY FOR SEA TRIALS **PER** THE SEA TRIAL AGENDA APPROVED BY REF D. THE SHIP'S SPEED IS RESTRICTED TO 20 KNOTS OR LESS UNTIL SATISFACTORY RESOLUTION OF THE MAJOR NON-CONFORMANCE AND TYCOM APPROVAL TO OPERATE THE FBW SCS TO PREVIOUSLY AUTHORIZED CONDITIONS IS GRANTED, UNLESS SPECIFICALLY ADDRESSED IN THE SEA TRIAL AGENDA.

5. ALL DOCKSIDE TESTING IS COMPLETE. PER REF A ALL AT-SEA TESTING TO BE COMPLETED PER THE SHIP'S CONTROL SYSTEM TRIAL AGENDA OR AS STATED IN DEPARTURE FROM SPECIFICATIONS/DEVIATIONS/WAIVERS. PRIOR TO THE COMPLETION OF THE SHIP'S CONTROL SYSTEM AT-SEA TESTING THE FOLLOWING RESTRICTIONS ARE IN EFFECT:

A. *<TYPICAL RESTRICTIONS, HOWEVER LIST ONLY THOSE REQUIRED BASED UPON WORK ACCOMPLISHED, IF NONE – WRITE "NONE">*

B. AUTOMATIC MODE MAY BE USED FOR COURSE KEEPING (SURFACED AND SUBMERGED), COURSE CHANGING (SURFACED AND SUBMERGED), AND DEPTH KEEPING.

C. DEPTH CHANGES **MUST** BE CONDUCTED IN MANUAL MODE.>

6. REQUEST NAVSEA PMS <->, NAVSEA 08 AND NAVSEA 07Q BE INFO ADDEE ON ALL SEA TRIAL SITREPS.

7. RECOMMENDATION TO AUTHORIZE DIVING WILL BE ADDRESSED BY SEPCOR.//

BT

NOTE: ENSURE MESSAGES ARE **PER CURRENT MESSAGE FORMAT AND CURRENT PLAD IS UTILIZED.**

16 Oct 2019

APPENDIX CT

SAMPLE TYCOM MESSAGE TO SHIP CONCERNING AUTHORIZATION TO USE
FLY-BY-WIRE SHIP CONTROL SYSTEMS

(SUBMARINES ONLY)

FM COMSUB<LANT/PAC> <NORFOLK VA/PEARL HARBOR HI>//
 TO USS <SHIP NAME>//
 INFO CNO WASHINGTON DC//
 COMNAVSEASYS COM WASHINGTON DC//
 COM<LANT/PAC>FLT <NORFOLK VA/PEARL HARBOR>//
 <DIRSSP WASHINGTON DC FOR SSBN>//
 COMSUBGRU <NO.>//
 COMSUBRON/<NO.>//
 <SUPERVISING AUTHORITY>//
 BT
 UNCLAS//N09094//
 MSGID/ADMIN/COMSUB<LANT/PAC>//
 SUBJ/(SUBS) USS <SHIP NAME/HULL NO.> AUTHORIZATION TO USE FLY-BY-WIRE
 SHIP CONTROL SYSTEMS IN SUPPORT OF SEA TRIALS//
 REF/A/MSG/COMNAVSEASYS COM/<DTG>/{G.3.2}
 REF/B/DOC/JFMM APX BQ
 REF/C/MSG/SUPERVISING AUTHORITY/<DTG>/{G.3.3}
 REF/D/LTR/NAVSEA <SER NO./DATE>//
 REF/E/LTR/COMSUB<LANT/PAC>/<SER NO./DATE>//
 REF/F/DOC/NAVSEA T9044-AD-MAN-010//

NARR/<REF A IS NAVSEA FLY-BY-WIRE SHIP CONTROL SYSTEMS MATERIAL
 CONDITION READINESS REPORT AND SEA TRIALS RECOMMENDATION FOR USS
 <SHIP NAME/HULL NO.>. REF B IS COMSUB<RON/GRU NO.> MSG TO TYCOM ON
 CREW CERTIFICATION. REF C IS <SUPERVISING AUTHORITY> REPORT OF USS
 <SHIP NAME/HULL NO.> FAST CRUISE COMPLETION AND READINESS OF THE FLY-
 BY-WIRE SHIP CONTROL SYSTEMS FOR SEA TRIALS. REF D CONCURRED IN THE
 SEA TRIAL AGENDA FOR USS <SHIP NAME/HULL NO.>. REF E APPROVED THE SEA
 TRIAL AGENDA FOR USS <SHIP NAME/HULL NO.>. REF F IS THE REQUIREMENTS
 MANUAL FOR SUBMARINE FLY-BY-WIRE SHIP CONTROL SYSTEMS //

RMKS/1. REF A CERTIFIED THE MATERIAL CONDITION OF THOSE PARTS OF THE
 FLY-BY-WIRE SHIP CONTROL SYSTEMS FOR THE USS <SHIP NAME/HULL NO.>
 INSTALLED, REPAIRED AND/OR TESTED BY THE SHIPARD IS SATISFACTORY FOR
 SEA TRIALS.

2. IAW REF B COMSUB<LAN/PAC> CONFIRMS THAT THE CERTIFICATION OF THE
 REMAINDER OF ITEMS WITHIN THE FLY-BY-WIRE SHIP CONTROL SYSTEMS
 CERTIFICATION BOUNDARY OF USS <SHIP NAME/HULL NO.> HAS BEEN
 SUSTAINED. ACCORDINGLY, THE STATUS OF THE FLY-BY-WIRE SHIP CONTROL
 SYSTEMS CERTIFICATION BOUNDARY OF USS <SHIP NAME/HULL NO.> IS
 SATISFACTORY FOR SEA TRIALS. <SUBJECT TO ANY RESTRICTIONS IN PARA 3 OF
 REF A if any are identified>.

16 Oct 2019

3. REF C REPORTED SUCCESSFUL COMPLETION OF FAST CRUISE AND READINESS OF THE FLY-BY-WIRE SHIP CONTROL SYSTEMS FOR SEA TRIALS.
4. USS <SHIP NAME/HULL NO.> FLY-BY-WIRE SHIP CONTROL SYSTEMS USE IS AUTHORIZED IN SUPPORT OF SEA TRIALS **PER** THE SEA TRIAL AGENDA CONCURRED IN BY REF D AND APPROVED BY REF E. THERE ARE NO FLY-BY-WIRE SHIP CONTROL SYSTEMS or SHIP RELATED OPERATING RESTRICTIONS/LIMITS WHICH HAVE NOT BEEN SATISFIED. <or identify operating restrictions/limits//
5. THIS CERTIFICATION IS VALID THROUGHOUT TRIALS UNLESS A MAJOR NON-CONFORMANCE AS DEFINED BY REF E HAS BEEN DISCOVERED. SHIP SPEED IS RESTRICTED TO 20 KNOTS OR LESS WHEN A FBW SCS FAULT CONDITION RESULTS IN A MAJOR NON-CONFORMANCE AFFECTING CONTROL OF SHIPS PITCH, HEADING, DEPTH OR CONTROL SURFACES. THESE MAJOR NON-CONFORMANCES **MUST** BE REPORTED TO NAVSEA AND THE APPROPRIATE FLEET AND TYPE COMMANDERS. PREVIOUS NAVSEA CERTIFICATION OF THE FBW SCS MATERIAL CONDITION **MUST** BE SUSPENDED UNTIL NAVSEA REVIEWS THE REPORT AND CERTIFIES TO THE TYCOM THAT THE FBW SCS MATERIAL CONDITION IS SATISFACTORY FOR SEA TRIALS **PER** THE SEA TRIAL AGENDA APPROVED BY REF D. THE SHIP'S SPEED IS RESTRICTED TO 20 KNOTS OR LESS UNTIL SATISFACTORY RESOLUTION OF THE MAJOR NON-CONFORMANCE AND TYCOM APPROVAL TO OPERATE THE FBW SCS TO PREVIOUSLY AUTHORIZED CONDITIONS IS GRANTED, UNLESS SPECIFICALLY ADDRESSED IN THE SEA TRIAL AGENDA.//

BT

NOTE: ENSURE MESSAGES ARE **PER CURRENT MESSAGE FORMAT AND CURRENT PLAD IS UTILIZED.**

16 Oct 2019

APPENDIX CU

SAMPLE ISIC MESSAGE TO TYCOM CONCERNING FLY-BY-WIRE MATERIAL
CERTIFICATION UPON COMPLETION OF AT-SEA TESTING OR SEA TRIALS

(SUBMARINES ONLY)

FM COMSUB<RON/GRU NO.>//
TO COMSUB<LANT/PAC> <NORFOLK VA/PEARL HARBOR HI>//
INFO CNO WASHINGTON DC//
COMNAVSEASYS COM WASHINGTON DC//
PEO SUB WASHINGTON DC//
COMSUBGRU <NO.>//
COM<LANT/PAC>FLT <NORFOLK VA/PEARL HARBOR HI>//
NAVSURFWARCEN CARDEROCKDIV BETHESDA MD//
COMREGSUPPGRU <CITY ST>//
<SUPERVISING AUTHORITY>//<CODES>// (IF APPLICABLE)
USS < SHIP NAME/HULL NO>//
BT
UNCLAS //N04790//
MSGID/GENADMIN/COMSUB<RON/GRU NO.>//
SUBJ/ USS < SHIP NAME/HULL NO> FLY-BY-WIRE SHIP CONTROL SYSTEMS
/(FBW SCS) AT-SEA TESTING COMPLETION//
REF/A/MSG/NAVSURFWARCEN CARDEROCK/<DTG>//
REF/B/MSG/ USS < SHIP NAME/HULL NO>/<DTG>//
REF/C/DOC/NAVSEA/-//
NARR/REF A IS NSWC CARDEROCK DIVISION MESSAGE ADDRESSING FBW SCS
MATERIAL CERTIFICATION AND READINESS FOR AT-SEA OPERATION. REF B IS
USS < SHIP NAME/HULL NO> MESSAGE ADDRESSING COMPLETION OF AT-SEA
TESTING
FOR FBW SCS. REF C IS FBW MANUAL T9044-AD-MAN-010//
RMKS/1. PER REF B ISIC CERTIFIES USS < SHIP NAME/HULL NO> FBW SCS
AT-SEA TESTING IS COMPLETED SATISFACTORILY.
2. THERE ARE NO CONDITIONAL FBW SCS DEPARTURE FROM SPECIFICATIONS
OR DEVIATIONS AND WAIVERS THAT HAVE NOT BEEN SATISFIED.
3. THE FOLLOWING SEA TRIALS DEFICIENCIES WERE NOTED AND REQUIRE
CORRECTION OR HAVE BEEN CORRECTED:
<NONE OR LIST DEFICIENCIES AND INDICATE IF CORRECTIVE ACTION IS
REQUIRED>.
4. THE FOLLOWING RESTRICTIONS ARE IN EFFECT:
<NONE OR LIST DEFICIENCIES>.
5. THE FBW SCS MATERIAL CONDITION OF THOSE PARTS OF THE SHIP
INSTALLED, REPAIRED AND TESTED BY THE ISEA AND ACTIVITIES PERFORMING
WORK IS SATISFACTORY. ISIC CONCURS WITH ISEA'S RECOMMENDATION THAT
THE MATERIAL CONDITION IS SATISFACTORY FOR UNRESTRICTED OPERATION.
6. REQUEST TYCOM APPROVAL FOR FBW SCS USE IN SUPPORT OF UNRESTRICTED
OPERATION.//
BT

| **NOTE: ENSURE MESSAGES ARE PER CURRENT MESSAGE FORMAT AND
CURRENT PLAD IS UTILIZED.**

16 Oct 2019

APPENDIX CV

SAMPLE TYCOM MESSAGE TO SHIP CONCERNING URU FOR FLY-BY-WIRE
SHIP CONTROL SYSTEMS

(SUBMARINES ONLY)

FM COMSUB<LANT/PAC> <NORFOLK VA/PEARL HARBOR HI>//
TO USS <SHIP NAME>//
INFO CNO WASHINGTON DC//
COMNAVSEASYS COM WASHINGTON DC//
COM<LANT/PAC>FLT <NORFOLK VA/PEARL HARBOR HI>//
<DIRSSP WASHINGTON DC FOR SSBN>
COMSUBGRU <NO.>//
COMSUBRON NO.>//
<SUPERVISING AUTHORITY>//
BT
UNCLAS //N09094//
MSGID/GENADMIN/COMSUB<LANT/PAC>//
SUBJ/(SUBS) UNRESTRICTED USE OF USS < SHIP NAME/HULL NO> FLY-BY-WIRE
SHIP CONTROL SYSTEMS IN SUPPORT OF SUBMARINE UNRESTRICTED
OPERATION//
REF/A/MSG/COMNAVSEASYS COM/<DTG>/{G.3.9}
REF/B/DOC/JFMM APX CU//
REF/C/DOC/NAVSEA T9044-AD-MAN-010//
[IF APPLICABLE] REF/C/MSG/COMSUB<RON/GRU> NO./<DTG>//
NARR/REF A IS NAVSEA MSG FOR UNRESTRICTED USE OF USS <SHIP NAME/HULL
NO.> FLY-BY-WIRE SHIP CONTROL SYSTEMS IN SUPPORT OF SUBMARINE
UNRESTRICTED OPERATIONS. REF B IS MSG FOR UNRESTRICTED USE OF USS
<SHIP NAME/HULL NO.> FLY-BY-WIRE SHIP CONTROL SYSTEMS IN SUPPORT OF
SUBMARINE UNRESTRICTED OPERATIONS. REF C IS THE REQUIREMENTS
MANUAL FOR SUBMARINE FLY-BY-WIRE SHIP CONTROL SYSTEMS. REF C IS ISIC
FLY-BY-WIRE MATERIAL CERTIFICATION UPON COMPLETION OF AT-SEA
TESTING OR SEA TRIALS.//
RMKS/1. REF A CERTIFIED THE MATERIAL CONDITION OF THOSE PARTS OF USS <
SHIP NAME/HULL NO> FLY-BY-WIRE SHIP CONTROL SYSTEMS INSTALLED,
REPAIRED AND/OR TESTED BY THE SHIPYARD IS SATISFACTORY AND
RECOMMENDED UNRESTRICTED USE OF USS <SHIP NAME/HULL NO.> FLY-BY-
WIRE SHIP CONTROL SYSTEMS IN SUPPORT OF SUBMARINE UNRESTRICTED
OPERATIONS.
2. COMSUB<LANT/PAC> CONFIRMS THAT CERTIFICATION OF THE REMAINDER
OF ITEMS NOT COVERED BY REF A WITHIN THE FLY-BY-WIRE SHIP CONTROL
SYSTEMS CERTIFICATION BOUNDARY HAS BEEN SUSTAINED. ACCORDINGLY,
USS <SHIP NAME/HULL NO.> IS AUTHORIZED UNRESTRICTED USE OF THEIR FLY-
BY-WIRE SHIP CONTROL SYSTEMS IN SUPPORT OF SUBMARINE UNRESTRICTED
OPERATIONS, SUBJECT TO THE FOLLOWING RESTRICTIONS: <list restrictions if they
exist or state "NONE">.

16 Oct 2019

3. CONTINUED CERTIFICATION FOR UNRESTRICTED USE OF FLY-BY-WIRE SHIP CONTROL SYSTEMS IN SUPPORT OF SUBMARINE UNRESTRICTED OPERATIONS IS SUBJECT TO COMPLIANCE WITH REF C.

4. RECOMMENDATION FOR SHIP'S UNRESTRICTED OPERATION TO TEST DEPTH WILL BE ADDRESSED BY SEPARATE CORRESPONDENCE.//

BT

NOTE: ENSURE MESSAGES ARE PER CURRENT MESSAGE FORMAT AND CURRENT PLAD IS UTILIZED.

VOLUME II**PART I****CHAPTER 4****FLEET MAINTENANCE AVAILABILITIES**REFERENCES.

- (a) COMSUBLANT/COMSUBPAC C3500.21 (Ser) - SSN Fleet Response Training Plan (FRTP) Management
- (b) COMSUBLANT/COMSUBPACINST 3500.22 - SSGN Operational Cycle, Training and Certification Management
- (c) NAVSEAINST 4790.8/OPNAVINST 4790.4 - Ships' Maintenance and Material Management (3-M) Manual
- (d) NAVSEA S9213-33-MMA-000 - Radiological Controls for Ships
- (e) NAVSEAINST C9210.30 - Procedure for Administration of Nuclear Reactor Plant Preventive Maintenance and Tender Nuclear Support Facilities Preventive Maintenance on Ships
- (f) OPNAVINST 3120.33 - Submarine Extended Operating Cycle (SEOC) Program
- (g) COMNAVSUBFOR OPORD 2000
- (h) OPNAVINST C3000.5 - Operation of Naval Nuclear Powered Ships
- (i) NAVSEA S9086-DA-STM-000 - NSTM Chapter 100 (Hull Structures)
- (j) NAVSEA S9086-C4-STM-000 - NSTM Chapter 094 (Trials)
- (k) COMNAVSUBFORINST 5400.25 - Standard Submarine Supply Department Organization and Regulations Manual
- (l) COMNAVSUBFORINST 5400.29 - Standard Submarine Navigation/Operations Department Organization and Regulations Manual
- (m) COMNAVSUBFORINST 5400.40 - Standard Submarine Combat Systems Department Organization and Regulations Manual (SSN)
- (n) COMNAVSUBFORINST 5400.41 - Standard Submarine SSBN 726 Class Weapons Department Organization and Regulations Manual
- (o) COMNAVSUBFORINST 5400.47 - Standard Submarine Combat Systems Department Organization and Regulations Manual (SSGN)
- (p) NAVSEA 0924-062-0010 - Submarine Safety (SUBSAFE) Requirements Manual
- (q) OPNAVINST 9110.1 - Policy Concerning Submarine Test and Operating Depths
- (r) OPNAVINST C9210.2 - Engineering Department Manual for Naval Nuclear Propulsion Plants
- (s) NAVSEAINST C9094.2 - Submarine Valve Operation Requirements for Builders and Post-Overhaul Sea Trial Test Dives
- (t) NAVSEA 0989-LP-043-0000 - Commissioned Surface Ship General Reactor Plant Overhaul and Repair Specification
- (u) OPNAVINST 4700.7 - Maintenance Policy for U.S. Naval Ships
- (v) COMLANTFLTINST 5400.2 - U.S. Atlantic Fleet Regulations
- (w) COMPACFLTINST 5400.3 - U.S. Pacific Fleet Regulations
- (x) NAVSEAINST C9210.4 - Changes, Repairs and Maintenance to Nuclear Powered Ships

LISTING OF APPENDICES.

- A Sample Message to TYCOM from ISIC Requesting Concurrence to Defer, Delete or Shorten a Scheduled CMAV
- B Sample TYCOM Message Concerning Escort Services for IDD or PIRA Availabilities
- C Suggested Format for a Message Work Candidate
- D Business Case Analysis Tool
- E1 Availability Key Event List
- E2 CMAV Key Event Codes
- F Availability Planning Message (Submarines Only)
- G Final 100 Hours for Scheduled CMAV
- H₁ Availability Milestone Schedule (SSNs and SSGNs Only)
- H₂ Availability Milestone Schedule (SSBNs Only)
- H₃ Availability Milestone Schedule (SSGNs Only)
- I Availability Planning Response Message (Submarines Only)
- J Major Trial and Inspection Milestones for IDD and PIRA Availabilities
- K Sample ISIC Message to TYCOM Concerning Crew Certification and Material Condition for Fast Cruise and Sea Trials for IDD or PIRA Availabilities
- L Sample Ship Message to ISIC and TYCOM Concerning Material Certification Upon Completion of Sea Trials for IDD or PIRA Availabilities
- M Dock Trials Guidelines for IDD or PIRA Availabilities
- N Fast Cruise Requirements for IDD or PIRA Availabilities
- O Sample ISIC Message to TYCOM Concerning Final Material Certification Prior to Sea Trials for IDD or PIRA Availabilities
- P Sample TYCOM Message to Ship Concerning Sea Trials Depth Authorization for IDD or PIRA Availabilities
- Q Minimum Sea Trials Requirements for IDD or PIRA Availabilities
- R Submarine Sea Trial Situation Report (SITREP)
- S Sample TYCOM Message To Ship Concerning URO for IDD or PIRA Availabilities
- T Sample Ship Message to TYCOM Concerning Readiness for Follow-On Sea Trials for IDD or PIRA Availabilities
- U Sample ISIC Message to TYCOM Concerning Material Certification for Follow-On Sea Trials in Cases Where a Previous Sea Trial was Aborted or Corrective Actions for Sea Trial Deficiencies Require an Additional Deep Dive for IDD or PIRA Availabilities
- V Sample TYCOM Message to Ship Concerning Follow-On Sea Trials Depth Authorization for IDD or PIRA Availabilities
- W Sample Ship Message to ISIC Concerning Readiness for Fast Cruise for IDD or PIRA Availabilities
- X Sample ISIC Message to Ship Authorizing Commencement of Fast Cruise for IDD or PIRA Availabilities
- Y Sample Ship Message to ISIC and TYCOM Concerning Readiness for Sea Trials for IDD or PIRA Availabilities

4.1 PURPOSE. Provide guidance for the implementation of policies set forth in references (a) through (x) for Fleet Maintenance Availability planning, scheduling, and execution. Policy,

procedures and guidance regarding utilization of Fleet Technical Assistance (FTA) program resources are contained in Volume VI, Chapter 2 of this manual.

4.2 DEFINITIONS.

4.2.1 Fleet Maintenance Activity. All government waterfront ship maintenance and modernization, activities, e.g., Regional Maintenance Centers, Naval Ship Repair Facilities, Naval Submarine Support Facilities, Naval Intermediate Maintenance Facilities, TRIDENT Refit Facilities, Weapons Repair Facilities, Naval Shipyards, tenders and other activities of that type responsible for the processing, screening and brokering, and execution of work candidates.

4.2.2 Lead Maintenance Activity. The single activity responsible for integrating all maintenance and modernization on US Naval ships during any type availability. The Lead Maintenance Activity (LMA) is the activity responsible for planning and coordinating the work of the Executing Activities in Continuous Maintenance (CM). The LMA may also be an Executing Activity.

4.2.3 Executing Activity. The public or private enterprise that is assigned or awarded the responsibility for accomplishing the actual production work to effect repairs or modernization to ships.

4.2.4 Business Case Analysis. A critical evaluation of late identified work, new work or growth work, based on the benefit of completing the work, the cost of the work to be performed including premiums, available work capacity and material resources, the risk to other work and schedule impact.

4.2.5 Planning Board for Maintenance. The regularly scheduled meeting of the ship's Maintenance Team, as required by Chapter II-II-1 and defined in Chapter VI-41 of this manual, to discuss ship wide maintenance issues. Chaired by the ship's Commanding Officer using an agenda prepared by the Ashore Ship's Maintenance Manager, this forum provides a review of current planned off-ship and organizational maintenance, Current Ship's Maintenance Project (CSMP) quality and accuracy, future maintenance and modernization planning, and fiscal concerns. The objective is to ensure clarity of intent for both the ship's efforts and the shore infrastructure with respect to total ship maintenance, operational schedules, and other concerns affecting ship material readiness. The PB4M should be conducted at the beginning of the SSN Fleet Response Training Plan immediately following deployment stand down and updated with a follow-on PB4M prior to each CMAV to ensure the maintenance plan is on track. The PB4M is should cover all planned and known corrective maintenance and should take into consideration ship's operations and maintenance facility loading during each planned maintenance period in the SSN Fleet Response Training Plan.

4.2.6 Maintenance and Modernization Business Plan. The Maintenance and Modernization Business Plan (MMBP), located in Volume VI, Chapter 33 of this manual, prepared six to eight months in advance of the fiscal year, is the ship's plan for maintenance and modernization effort for a fiscal year. The ship's maintenance team prepares the plan. The Maintenance Team applies its knowledge of the ship's material condition and Type Commander (TYCOM) scheduled modernization and Chief of Naval Operations (CNO) availabilities in the prospective operating cycle to develop the budget recommendation for funding maintenance requirements. The plan is based on an assessment of the ship's anticipated material condition, the validated CSMP including Class Maintenance Plan (CMP) applicable tasks, planned fleet alterations,

outstanding Departures from Specifications (DFS), Casualty Reports (CASREP) and Board of Inspection and Survey material discrepancies. The MMBP **must** address funding required for CNO availabilities advanced planning and CM opportunities.

4.2.7 Immediate Superior In Command. In the context of this chapter the TYCOM may act in support of or in the place of the Immediate Superior In Command (ISIC) for maintenance.

4.3 FLEET MAINTENANCE AVAILABILITIES. Fleet maintenance availabilities consist of the following:

4.3.1 Ship's Force Upkeep. A Ship's Force Upkeep is a scheduled period in which the ship is principally engaged in self-maintenance.

4.3.2 Scheduled Continuous Maintenance Availability. A Scheduled Continuous Maintenance Availability (CMAV) is a scheduled availability normally 2 to 6 weeks in duration and normally scheduled once per non-deployed quarter during a period when the ship will be in port.

NOTE: SUBMARINE MAINTENANCE MODERNIZATION AVAILABILITIES MAY BE 2 TO 6 MONTHS LONG. THESE AVAILABILITIES CAN BE MANAGED SEPARATE FROM THE REQUIRED MAINTENANCE AVAILABILITIES OR INCORPORATED IN THE REQUIRED MAINTENANCE PERIODS AT THE DISCRETION OF THE PLANNING BOARD FOR MAINTENANCE (PB4M) AND ISIC. MODERNIZATION AVAILABILITIES WILL INCLUDE KEY EVENTS AND CERTIFICATION MILESTONES PRIOR TO AT-SEA OPERATIONS AND MAY REQUIRE SEA TRIALS AS APPROVED BY THE PB4M AND ISIC **PER THIS CHAPTER.**

- a. Submarines - The Scheduled Continuous Availability requirement is mandatory. It cannot be deferred, deleted or shortened without TYCOM (N43) concurrence. Appendix A of this chapter contains a sample message to TYCOM from ISIC requesting concurrence to defer, delete or shorten a scheduled CMAV.
 - (1) For SSNs one regular CMAV every 3 to 4 months, of which a minimum of 21 days are dedicated to production work. SSN maintenance availabilities required to support the Fleet Response Plan will be scheduled **per** reference (a). SSN CMAV milestones are outlined in Appendix H1 of this chapter.
 - (2) For SSGNs the maintenance schedule for a 20-24 month operating cycle will be scheduled **per** reference (b) to include three to five forward deployed 21 day CMAVs. SSGN CMAV milestones are outlined in Appendix H1 of this chapter.
 - (3) For SSBNs, one 35 day CMAV will be conducted per patrol cycle. Docking CMAVs will be scheduled periodically by the TYCOM to meet URO MRC requirements. SSBN CMAV milestones are outlined in Appendix H2 of this chapter.
- b. Carriers - As Scheduled.
- c. Surface Ships - At a minimum, one 3-week CMAV per non-deployed quarter. Surface Force Ship CMAV milestones are outlined in Part II, Chapter 2, Appendix D of this volume.

4.3.3 Major Maintenance Period. A Major Maintenance Period (MMP) is a scheduled availability, unique to SSGNs, notionally 15 to 17 weeks in duration and normally scheduled every 15 to 18 months. The MMP is a mandatory availability. It cannot be deferred, deleted or shortened without TYCOM (N43) concurrence. For SSGNs, **per** reference (b), the OPCYCLE is defined as the start of one MMP to the start of the next. SSGN MMP milestones are outlined in Appendix H3 of this chapter.

4.3.4 Unscheduled Continuous Maintenance Availability. The Unscheduled CM Availability is a single yearlong availability, for the period 01 October through 30 September, scheduled for each ship every fiscal year. The Year Long Unscheduled CM Availability is for the scheduling and completion of non-emergent work items that are not accomplished during any other schedule availability.

4.3.5 Emergent Availability. The Emergent Availability (EM) is designed for work of such an urgent nature that the heightened risk of disruption and paying of premiums is accepted and planning horizons are shortened.

4.4 COMMON ELEMENTS.

4.4.1 Responsibilities. Responsibilities regarding maintenance policies and procedures for Fleet maintenance availabilities are:

4.4.1.1 Immediate Superior In Command.

- a. Coordinate scheduling of availabilities at LMAs with TYCOMs.
 - (1) Monitor corrective maintenance action taken by LMA/Executing Activities.
 - (2) Schedule and conduct inspections of Forces Afloat.
 - (3) Monitor progress of availabilities.
- b. Initiate the required budgetary actions for funding availabilities.
- c. Ensure all authorized alterations are identified by priority based on material availability.
- d. Identify the routine package to be accomplished based on Master Specification Catalog **or** Master Job Catalog (MJC) review (as appropriate).
- e. Review results of scheduled monitoring inspections and testing that could result in significant new work or could impact scheduled work.
- f. Identify required special evolutions associated with availabilities in support of Pre-Overseas Movement preparations and pre-availability test and inspection requirements.
- g. Issue availability planning message.
- h. (Submarines only) Ensure all Periodic Maintenance Requirement (PMR), Unrestricted Operation (URO) and Hull Integrity Procedure (HIP) (if applicable) Maintenance Requirement Card maintenance actions intended for accomplishment during availability are identified.

- i. (Submarines only) Send a Sea Trials Support Services message to specify Deep Submergence Rescue System “modified-alert” requirements **per** Appendix B of this chapter.
- j. (Submarines only) Provide updated Sea Trials status by telephone to Commander, Submarine Squadron (COMSUBRON) ELEVEN if Deep Submergence Rescue System “modified-alert” support services are in use.
- k. (Submarines only) Identify key events for each CMAV during the pre-arrival conference. Determine if Fast Cruise, Sea Trails, **or both**, are required based on the scope of the availability work, alterations and modernization. The ISIC will task the PB4M **or** Regional Maintenance Center (RMC) to submit the Fast Cruise, Sea Trials, **or both**, agendas for ISIC approval **per** paragraph 4.6.3.3 of this chapter.
- l. (Submarines only) Monitor Ship and Executing Activity preparations to transition to a CMAV period and make final report that the ship has transitioned to the CMAV period after the completion of the arrival conference to the Group and TYCOM.

4.4.1.2 Regional Maintenance Center **or** Lead Maintenance Activity. (As appropriate)

- a. Develop recommended Key Event schedule and present to the ISIC **and** Ship’s Force.
- b. Conduct ship checks, plan work candidates and order required material.
- c. Recommend returned work candidates to the RMC ISIC, as applicable.
- d. Develop strategy using the guidance found in Volume VI, Chapter 9 of this manual to accomplish calibration of systems, gages, instruments and tools in support of Ship’s Force requested work and the availability milestones.
- e. Identify and order Long Lead Time Material (LLTM).
- f. Review the Availability Work Package, write Formal Work Package (FWP) **or** Technical Work Documents (TWD), identify critical jobs and develop an Integrated Work Schedule (IWS) to aid in tracking and coordination of all work.
- g. Conduct the Work Package Execution Review (WPER).
- h. Conduct arrival conference.
- i. Conduct daily and weekly meetings.
- j. Issue Departure and Assessment report **per** paragraph 4.6.3.2.e of this chapter.

4.4.1.3 Submarine Maintenance, Engineering, Planning, and Procurement Activity. (SUBMEPP)

- a. (MMP only) Develop and publish work package identifying the following for accomplishment:
 - (1) PMRs scheduled for accomplishment during the availability.
 - (2) NAVSEA, TYCOM **and** SSP authorized alterations for installation.
 - (3) DFSs scheduled to be cleared.
 - (4) Work identified in the CSMP for accomplishment.

- (5) Planned Nuclear Work as received from Primary Shipyard
- b. (MMP only) Maintain work package to ensure it reflects currently authorized work.
- c. (MMP only) Chair Initial Planning Meeting to incorporate input from stakeholders in the work package.

4.4.1.4 Ship's Maintenance Team. (Commanding Officer (CO))

- a. Validate, broker, schedule, and track through execution all maintenance candidates.
- b. Manage Ship's MMBP.
- c. Maintain a current and valid CSMP that serves as the single authoritative source for all maintenance requirements.
- d. Develop, plan and coordinate Ship's Force Upkeeps, CMAVs, CMs, and EMs and repairs within the resources provided.
- e. Prioritize all deferred maintenance actions intended for accomplishment during an availability.
- f. Develop a strategy for calibration of gages, instruments and tools.
- g. Publish a policy concerning number of duty sections, liberty, ship cleanliness, tagout procedures, tank closeout and installation of blank flanges of otherwise exposed fluid systems, waveguide and air systems before the availability starts.
- h. Assign an Officer **or** Chief Petty Officer to serve as the Availability Coordinator, responsible for coordinating the completion of all pre-availability and availability milestones.

4.4.1.5 Assigning Lead Maintenance Activity **and** Ship's Force Maintenance Responsibility.

The RMC **or** ISIC assigns work responsibility for each maintenance item in an availability work package. The assignment of work responsibility will be such that split responsibility between two organizations does not occur for the same unit task on a maintenance action. The following guidelines apply:

- a. The Fleet Maintenance Activity (FMA) will remove all controlled system interference as defined in Volume V, Part I, Chapter 2 of this manual and Ship's Force will remove all other interference.
- b. The following are examples of maintenance actions requiring Intermediate Level shop work that will be assigned as "ship-to-shop":
 - (1) Calibration and repair of portable equipment, removable gages, and rack-out electronic equipment **and** meters.
 - (2) Manufacture of components which do not require fit-up in a larger assembly, or that are fabricated with a sample provided by Ship's Force.
 - (3) Small flanged or bolted valves and operators sized 2.5 IPS and below.
 - (4) Small components such as pumps, motors, controllers, deck plates, access covers and lockers.

4.4.1.6 Fleet Maintenance Activity and Nuclear Regional Maintenance Department Radiological Controls Support. In order to fully use the FMA radiological controls resources, Ship's Force **must** request FMA **or** Nuclear Regional Maintenance Department (NRMD) radiological support for their jobs that involve significant radiological controls. The following guidelines apply:

- a. FMA **or** /NRMD will provide full radiological control support including material, surveys, supervision and instructions for radiological aspects of the job.
- b. FMA **or** NRMD will provide mock-up training, when necessary, for Ship's Force personnel performing the actual work.
- c. Ship's Force jobs which fall into this category include, but are not limited to, retention tank (or equivalent) inspection, nuclear instrument detector replacement, and primary plant venting or draining evolutions.
- d. As an example, during a retention tank inspection, an FMA **or** NRMD would:
 - (1) Construct and certify the containment tent.
 - (2) Conduct the necessary pre-job, in process and post-job surveys.
 - (3) Train Ship's Force personnel in the use of air fed hoods.
 - (4) Provide radiological monitoring.
 - (5) Review and comment on the Ship's Force work procedure.
- e. The FMA **or** NRMD should develop standard radiological work procedures to be used in developing FWPs **and** TWDs in support of Ship's Force jobs. The service of the Fleet Maintenance Support Branch should be used by FMAs, when necessary, to formulate these work procedures.

4.4.2 Submission of Work Candidates.

4.4.2.1 Documenting Requests. Requests by Ship's Force for corrective maintenance assistance or support equipment from outside activities will be appropriately documented on an Automated Work Request form 4790-2K or form 4790-2L of reference (c) or message work candidate **per** paragraph 4.4.2.2 of this chapter, and prioritized **per** reference (c). The work candidate will be promptly forwarded for processing. The description of the deficiency or support requested and the action desired **must** be complete and clear. This description must be in sufficient detail to allow LMA personnel to plan, obtain parts and assemble the correct tools.

4.4.2.2 Message Work Candidates. Messages may be used to notify the FMA as early as possible when data systems up-lines are not available. This is particularly applicable to ships in transit between FMAs, and ships scheduled to return to port shortly before starting an availability. Accordingly, ships should submit message work candidate requests to the parent RMC **or** ISIC, with an information copy to the tending LMA and tending Squadron **or** RMC (if different), for items of this type. Where the change of LMA occurs coincident with a change in Operational Control, the (new) tending Squadron **or** RMC should be action addressee for the message, with both the parent RMC **or** ISIC and (new) LMA as information addresses. Appendix C of this chapter provides the format for a message work candidate.

4.4.3 Critical Jobs. Critical Jobs (CJ) are those jobs or series of jobs that require special management attention and normally present the greatest risk to on-time completion of the key

event or availability. The Executing Activity should be judicious in designating jobs as CJs to prevent diverting management attention from those jobs which are, in fact, critical to on time completion of the availability. Consideration **must** be given to, but not limited to, the following in determining the CJs:

- a. Little or no room for delay exists.
- b. Establishing plant conditions.
- c. LLTM.
- d. Complexity of job or special skills or resources required.
- e. Significant test requirements.
- f. Not previously accomplished by the Executing Activity (alterations, etc.).

4.4.4 Integrated Work Schedule. The IWS is an integrated timeline that includes plant conditions, major work steps, tests and recertification used to progress all jobs as determined by the Naval Supervisory Authority (NSA) **or** LMA. The IWS should include:

- a. Establishing plant conditions.
- b. Major production steps.
- c. Testing **and** Recertification.
- d. Closing out work procedures.

4.4.5 Technical Assistance and Assessment. Technical assistance and assessments are to be assigned as work candidates within any of the following Fleet maintenance availabilities:

- a. CMAV.
- b. CM.
- c. EM Availabilities.
- d. MMP

4.4.6 Late Work and Scope Control.

- a. The complete LMA Availability work package is defined and agreed upon at the WPER. To provide for adequate time to plan the work and acquire the necessary materials in an efficient manner, the work submission cut-off date should not exceed the milestones listed in Appendix H1, H2, and H3 of this chapter for submarines or Part II, Chapter 2, Appendix D of this volume for Surface Force Ships. A minimum of 30 days will be allotted for known work to be brokered to I-Level activities. This will allow a WPER to take place **per** the platform specific milestones. If these minimum thresholds cannot be complied with, the Maintenance Team will complete a Business Case Analysis **per** paragraph 4.4.6.b. of this chapter.
- b. The Maintenance Team will perform a Business Case Analysis as a method of identifying risks associated with adding late work after the submission cut-off date identified in Appendix H1 and H2 of this chapter for Submarines and Part II, Chapter 2, Appendix D of this volume for Surface Force Ships. The Business Case Analysis is described in Appendix D of this chapter. Late work identified after the submission

cut-off date should not extend the availability completion date. The RMC **or** ISIC will take appropriate actions to make job tradeoffs, defer jobs to a subsequent availability or seek outside assistance to conduct the work.

- c. Non-mission essential late work may be accepted on a case-by-case basis. The ISIC will provide approval authority for all late work after establishing that the LMA can support the additional work load and the scope of work does not impact the ship's operational schedule or schedule of other operational units.

4.4.7 Memorandum of Agreement. For all Surface Force Ship and Aircraft Carrier availabilities not assigned to an FMA, a Memorandum of Agreement (MOA) will be issued. The purpose of the MOA is to define areas of responsibility for all activities involved with the availability. For all submarine availabilities involving maintenance within the Submarine Safety (SUBSAFE) boundary, Scope of Certification (SOC) boundary and Fly-By-Wire (FBW) boundary, a MOA will be issued. A NSA representative **must** sign MOA(s) as assurance that any civilian contractor requirements detailed in MOA(s) are contained within applicable contracts.

4.4.8 Radiological Controls. Nuclear powered vessels are responsible to implement and ensure adherence to radiological controls **per** reference (d). Industrial activities authorized to perform nuclear maintenance are responsible to engineer appropriate radiological controls into assigned work.

4.4.9 Ship to Shop Material Control. Positive identification and control of ship to shop transfer of equipment and components is maintained through the use of a Ship to Shop tag. The Ship to Shop tag may also be used in conjunction with other methods specified by the Executing Activity or the LMA. Each Executing Activity **must** make sure that positive control exists for those subcomponents of equipment and components received with a Ship to Shop tag attached. The procedure for using the Ship to Shop tag is provided in Volume V, Part I, Chapter 11 of this manual.

4.4.10 Ship-checks. The LMA or Executing Activity **must** conduct ship checks, when the tended ship is available in order to support process milestones, to verify the scope of work, identify interference, obtain equipment technical data, identify shipping (rigging) paths, verify system **and** equipment configuration and obtain additional problem identification data from Ship's Force. Ship-checks **must** be conducted as early in the planning phase as possible.

4.4.11 Lead Maintenance Activity Daily Production Meeting. This meeting is for the coordination of ongoing work for all availabilities. The LMA Repair Officer **or** Production Officer, or their designated representatives, will conduct a Daily Production Meeting for all ships in availabilities.

- a. Purpose. The primary purpose of the LMA Daily Production Meeting is to establish a joint Executing Activity **and** Ship's Force production plan and eliminate schedule conflicts that impact work for at least the next seven shifts (56 hours). It further tracks the current status of CJs. The results of this meeting are used to assess overall progress of the work, develop recovery plans when necessary and to ensure all the activities understand the production plan and support requirements during a minimum of the next seven shifts (56 hours).
- b. Execution. The Daily Production Meeting will be held as early in the day as practicable.

- c. Attendees. Representatives of the LMA Waterfront Operations, the Executing Activities, the tended ship, and LMA Supply or Fleet Logistics Center, as appropriate, **will** attend this daily production meeting and participate in its agenda. Others may attend as requested by the LMA.
- d. Agenda. The following agenda will be used for the LMA Daily Production Meeting. Additional items may be added at the discretion of the Waterfront Operations Officer, Repair Officer or Production Officer.
 - (1) Discuss specific work scheduled to be accomplished and support required over the next seven shifts.
 - (2) Discuss projected site evolutions (ship moves, weapon moves, pier maintenance, or changes of command, etc.) which could impact production work.
 - (3) Discuss respective ship evolutions such as stores load or Fast Cruise that could impact production work.
 - (4) The Executing Activity brief on the current status of CJs on each ship.
 - (5) Review Safety of Ship Maintenance Item List, necessary safety precautions and their status.

4.4.12 Lead Maintenance Activity Progress Review. This review will be conducted weekly for surface force ships and submarines in CMAVs.

- a. Purpose. The primary purpose of the LMA progress review is to ascertain that CJs and Key Events are progressing satisfactorily for on time completion of the availability. The meeting **must** also identify and resolve any issues, conflicts or differences since availability start or last review. These meetings may be conducted in conjunction with a ship's PB4M.
- b. Execution. This review **must** be conducted by the Waterfront Operations, Repair Officer, Production Officer, or their representatives and be scheduled so as not to conflict with daily production meetings.
- c. Attendees. As a minimum, the following **must** attend this review.
 - (1) Waterfront Operations Officer, Repair Officer, or Production Officer.
 - (2) Ship Superintendent and designated Executing Activity representatives.
 - (3) Tended ship CO.
 - (4) Availability Coordinator and designated Ship representatives.
 - (5) ISIC **or** RMC designated representatives.
 - (6) Maintenance Support Team (MST) Officer In Charge (OIC) (if applicable).
- d. Agenda. As a minimum, the following agenda **must** be used for LMA progress review. Additional items may be added at the discretion of the Waterfront Operations Officer, Repair Officer, Production Officer, ship CO, or ISIC. Attendees **must** be prepared to discuss their respective portions of the agenda.

- (1) Specific work scheduled for accomplishment during the availability.
- (2) Projected Executing Activity and ship evolutions which could impact production work on ship(s).
- (3) Discuss current status of CJs and Key Events listed in Appendix E1 (Submarines Appendix E2).
- (4) Heavily loaded Executing Activity work centers and impact on the availability.
- (5) Status of funds, supplies and equipage funding.
- (6) Status of outstanding DFS scheduled for correction during the availability.
- (7) Outstanding high priority repair material status.
- (8) Provide Automated Work Requests (AWR) or a list of completed work with applicable 3-M final action taken codes **per** reference (c).
- (9) For ships with work in the Year Long CM or EM Availability no separate formal meeting is required. Rather, issues with these availabilities should be a part of the routine PB4M held by the ship's maintenance team or special meetings as needed to properly monitor and manage the ongoing maintenance.
- (10) (Submarines Only) Ship's Force will brief the status of all scheduled K-MRCs and active OSARs. The brief will include time critical K-MRC status, completion percentage and schedule to complete outstanding K-MRCs and schedule to correct active OSARs in the availability.

4.4.13 100-Hour Transition Periods (Submarines only). The 100-hours at the beginning and at the end of a CMAV are critical times for availability execution. The ISIC, LMA and ship are responsible for coordinating the 100-hour plan. Any job or event that is viewed as hindering the start of the availability **must** be included in the 100-hour plan. Communication is vital to ensuring a full understanding of all work and associated requirements. The 100-hour transition plans will be outlined in the Availability Planning Message **per** Appendix F. Details for the first and final 100 hours **must** be as **indicated in paragraphs 4.4.13.1 and 4.4.13.2 of this chapter**.

4.4.13.1 First 100-Hour Plan (Submarines only). The First 100-Hour Plan will notionally start the first full work day of the availability. The items listed **in this paragraph** are the focus of the first 100 hours and will be discussed at the Arrival Conference.

- a. Establishing plant conditions **and** work controls.
- b. Working hours.
- c. Jobs still requiring ship checks will be listed in the availability planning message.
- d. Test forms required for Ship's Force retest of FMA work will be delivered to the ship within the first 100 hours for Ship's Force to review, plan and write procedures as necessary.
- e. Time critical jobs that will start during the first 100 hours. Completion of all time critical K-MRCs as determined at the A-21 meeting with the maintenance team. Time critical K-MRCs are those that:
 - (1) Would result in long repair times if failed.

- (2) Require unique plant conditions which conflict with required plant conditions for other scheduled work (e.g., seawater hull and backup valve cycling when seawater systems must be secured for maintenance or trim and drain pump performance test when trim and drain systems are to be secured).
- (3) K-MRCs that have a poor historical performance based on review of the **data contained in the Performance Monitoring Team (PMT) database**.

4.4.13.2 Final 100-Hour Plan (Submarines only). The Final 100-Hour Plan will notionally begin four days prior to the last day of the ship's scheduled CMAV. Items listed **in this paragraph** must be completed prior to the 100-hour point. Appendix G will provide an outline of the final 100 hours.

- a. Production work complete - it is vital all production work is completed by the 100-hour point to allow for the remaining event to occur without delay.
- b. Weapons handling.
- c. Testing associated with production work is completed.
- d. Sail closeout.

4.5 SHIP'S FORCE UPKEEP. Ship's Force Upkeep availability is a scheduled period in which the ship is conducting self-maintenance **per** reference (c), training, supporting inspections by outside activities, and performing routine shipboard evolutions. Ship's Force Upkeep availability can be accomplished at sea when the ability of the ship to perform its assigned missions and tasks is not affected and the work is accomplished onboard the ship. Scheduled Ship's Force Upkeep periods **must** not be interrupted for other than emergency reasons.

4.5.1 Upkeep Work Planning.

4.5.1.1 Planning Sources. The upkeep work package **must** be developed using three sources:

- a. Planned Maintenance System (PMS) **must** be scheduled **per** reference (c).
- b. Reactor Plant PMS **must** be scheduled **per** reference (e).
- c. CSMP will be reviewed to ensure scheduling and accomplishment of all work which is within Ship's Force capability.

4.5.1.2 Ship's Force Planning Actions.

- a. Preparation for Ship's Force Upkeep should be the normal activity of the maintenance team and be discussed at PB4M meetings.
- b. Review all Ship's Force screened CSMP work candidates and identify those items to be accomplished within the scheduled Ship's Force Upkeep period.
- c. Identify CJs.
- d. Develop an IWS **per** paragraph 4.4.4 of this chapter to aid in tracking and sequencing CJs.
- e. Establish strategy for Ship's Force calibration of gages, instruments, and tools based on the onboard Calibration Recall List.

- f. Develop FWP, Controlled Work Packages, and TWDs, as required, **per** Volume V, Part I, Chapter 2 of this manual.
- g. (Submarines only) Identify operational Unrestricted Operation (URO) Maintenance Requirement Cards (MRC) and Hull Integrity Procedures (HIP) (if applicable) to be accomplished during the availability. The ship **must** identify the plan to accomplish PMRs called down by the ISIC and identify any conflicts affecting the PMR execution.

4.5.2 Ship's Force Upkeep Work Execution. Duty section, division meetings, and shift briefings will be conducted as necessary to discuss current status of work and projected work progress expected for the period covered. The status and projections will be based on CJs and the IWS and should be reviewed at the regular ship's PB4M Maintenance Team meetings.

4.5.3 Ship's Force Upkeep Work Completion.

4.5.3.1 Management Closeout Procedures. Upon completion of repairs, FWP, Controlled Work Packages, and TWDs will be closed out **per** Volume V, Part I, Chapter 2 of this manual. Update the CSMP. Ensure non-conformances (Waivers, Deviations or Departures from Specification) submitted during the availability by any activity are approved prior to trials at sea (if held) and not later than the completion of the availability.

4.5.3.2 Dock Trials, Fast Cruise and Sea Trials. Dock Trials, Fast Cruise and Sea Trials **must** be conducted as required. Sample agendas in Part I, Chapter 3 of this volume may be modified, as necessary, to ensure the equipment which was worked during the upkeep is exercised prior to at sea operation.

4.5.4 Ship Certification Prior to Underway (Submarines only). Ship and Executing Activity provide the ISIC a written report of ship's certification continuity prior to underway **per** Volume V, Part I, Chapter 5 of this manual. If Upgrades, Alterations or Major Repair Work of the FBW SCS was performed by TYCOM managed activities, the ISIC will accomplish a 100% audit, as defined in Volume V, Part I, Chapter 9 of this manual of the work. ISIC and TYCOM will use the FBW message reporting process for certification specified in Part I, Chapter 3 of this volume for availabilities of less than six months duration.

4.6 SCHEDULED CONTINUOUS MAINTENANCE AVAILABILITY.

4.6.1 Scheduled Continuous Maintenance Availability Planning. Thorough, detailed planning is an absolute prerequisite to effective CMAV execution. Effective CMAV management begins well before the ship arrives with material procurement and job planning. Appendices H₁ and H₂ of this chapter are typical submarine CMAV Milestone Schedules to be used by all activities involved in planning and executing the submarine availability. The Surface Force Maintenance and Modernization Milestones are located in Part II, Chapter 2, Appendix D of this volume.

4.6.1.1 Scheduled Continuous Maintenance Availabilities Planning Sources. A significant portion of the CMAV Work Package can be identified in advance from five basic sources. Submarines, will also execute a planning availability as described in sub-paragraph f..

- a. Ship's CSMP. This document contains work items deferred during previous maintenance availabilities as the result of inadequate material support, outstanding DFS, drydock requirements, etc. To ensure the CSMP accurately reflects the required ship's maintenance, the Maintenance Team and ISIC will review each ship's CSMP in

detail with Ship's Force during routine PB4Ms and prior to every maintenance availability.

- b. Ship's Force Planned Maintenance. Ship's Force **must** conduct a review of PMS and Reactor Plant PMS requirements (where applicable) and ensure all maintenance actions are identified. In particular, an in-depth review of scheduled K-MRCs is required so that they are properly integrated into the planning process.
- c. PMR, URO **and** HIP electronic files (Submarines only). Submarine Maintenance Engineering, Planning and Procurement (SUBMEPP) Activity provides electronic files of PMR, URO **and** HIP maintenance requirements for each ship, as applicable. The ISIC will load these requirements into each ship's CSMP for a specific CMAV.
- d. Alterations (Fleet Alterations, Program Alterations, Ship Changes and Strategic Systems Program Alterations, etc.). The RMC **or** ISIC will enter alterations on the ship's CSMP that the TYCOM has authorized for accomplishment. The Ship Maintenance Team, RMC **or** ISIC calls out alterations for a specific CMAV based on material availability and Executing Activity capacity as identified by the Executing Activity. Within funding constraints and TYCOM guidance, all alterations authorized on the TYCOM Alteration Management System (Submarine Force only) **or** Navy Modernization Process (NMP) are candidates for accomplishment during each CMAV.
- e. Work Routines. A set of standard routines from the MJC should be planned for every CMAV. The ISIC **or** RMC tailors each CMAV routine package to the needs of the ship by calling out additional routines to document periodic, interim dry docking, URO maintenance (as applicable), and calibration recall requirements, as appropriate.
- f. Planning availability. (SSNs only) A scheduled one week planning availability will normally be scheduled approximately four weeks prior to a scheduled regular CMAV. The purpose of the planning availability is to allow the LMA and other activities scheduled to perform maintenance during the regular CMAV to conduct ship checks and job scoping and inspections (e.g., PMT time critical KMRCs) early enough to write required FWPs **and** TWDs, order material and develop a cohesive plan for the regular availability. Only underway limiting repairs should be accomplished during a planning availability. Paragraphs of 4.6.1 and all A-30 items from Appendix H₁ of this chapter **must** be addressed and focused on during the planning availability. The results of the planning availability directly feed into the WPER.

4.6.1.2 Scheduled Continuous Maintenance Availability Planning Functions. The Maintenance Team, RMC **and** ISIC will take the following actions in planning a CMAV. Surface Force Ships see Part II, Chapter 1 of this volume for maintenance validation, screening and brokering.

- a. Work Package Submission. Ensure that ships submit a CMAV work packages as scheduled **per** Appendix H₁ or H₂ of this chapter for submarines. The Surface Force Maintenance and Modernization Milestones are located in Part II, Chapter 2, Appendix D of this volume. Message work packages may be sent if the ship is not in port. This singular action has significant impact on the ability of both the RMC **or** ISIC and Executing Activity to properly plan for the CMAV, and determine potential impacts on other planned work.

- b. PMR URO and HIP Review (Submarines only). Review PMR URO and HIP requirements and ensure all maintenance actions intended for accomplishment during the CMAV are identified and entered in the CSMP. Using the PMR scheduling system as described in Volume VI, Chapter 24 of this manual, the ISIC will request that all applicable PMR work be added to the ship's CSMP when the SUBMEPP CD-ROM is received. This work is applicable if it is prescribed for the ship and is due **per** the associated schedule. PMR, URO and HIP work is mandatory. PMR requirements are to be accomplished on or before the scheduled due date listed in the SUBMEPP provided report as contained in the TYCOM PMR scheduling system. PMR requirements which are not accomplished by their scheduled completion date will be rescheduled and identified to the TYCOM **per** Volume VI, Chapter 24, paragraph 24.8.3.g of this manual. UROs and HIPs are to be accomplished by the scheduled due dates or appropriate waivers or DFS must be requested.
- c. NMP Review. Review NMP and ensure all authorized alterations intended for accomplishment during the CMAV are identified by priority based on material availability as identified by the Executing Activity. Ensure they are properly entered into the CSMP.
- d. MJC Review. Review the MJC and identify the routine package to be accomplished during the CMAV. Ensure it is properly entered into the CSMP.
- e. Review work candidates for applicability of Master Specification Catalog task lists.
- f. Draft Key Event Schedule.
- g. Work Package Screening. Screen and forward the assigned prioritized work package to the Executing Activity. Maintenance Team, RMC **and** ISIC responsibilities for work package screening are established in reference (c). Additional specific requirements are:
 - (1) Ensure work candidates meet the criteria for the level of work and are correctly prioritized **per** reference (c).
 - (2) If the assistance requested is for use of the Executing Activity facilities or technical guidance in order for Ship's Force to accomplish planned or corrective maintenance, the submitting ship and TYCOM should be advised to use MJC Routine N0000EXCNA740, (Facilities for Ship's Force Work).
 - (3) If a work candidate is received in message format, the RMC **or** ISIC **must** input the message work candidate into the Maintenance Data System (MDS). For a ship in transit, the parent RMC **or** ISIC must advise the RMC **or** ISIC to which the ship is reporting of the desired disposition of the message work candidate.
 - (4) Designate controlled work as defined in Volume V, Part I, Chapter 5 of this manual. Indicate the appropriate governing Key Event.
 - (5) (Submarines only) If the equipment is contained in the PMR program and the repair can possibly satisfy the PMR requirement, the ISIC will designate the work as Special Interest in Block 10, note the PMR MJC Job Control Number (JCN) in Block 49, and instruct to call out the MJC item. Enter remarks as necessary in Block 49 preceded by "SQ-", and sign in Block C.

- h. From the Key Event schedule, develop an IWS **per** paragraph 4.4.4 of this chapter to aid in tracking and sequencing CJs.
- i. CMAV Funding. CMAV funding targets are developed as a part of each ship's MMBP. RMC **or** ISIC will establish CMAV funding targets in order to properly and responsibly administer funds, and gain optimum readiness return on each dollar invested.
- j. Submarine Engineering Management, Monitoring and Fleet Support Program Office Performance Monitoring Team **or** Supervisor of Shipbuilding Newport News PMS 312C Material Condition Assessment (MCA) Review. Review scheduled Submarine Engineering Management, Monitoring and Fleet Support Program Office, PMT **and** PMS 312C MCA inspections, monitoring and testing that may result in significant new work for the Executing Activity or Ship's Force; or that may impact scheduled Ship's Force or Executing Activity work.
- k. Outside Activity Support. Identify outside activities (e.g., Warfare Center, Alteration Installation Team, Naval Undersea Warfare Center, Supervising Authority, RMC, Industrial Activity Tiger Team, etc.) participating in the CMAV and their associated support requirements.
- l. Special Evolutions. Identify required special evolutions associated with pre-availability tests and inspections.
- m. WPER. The WPER is conducted with the Executing Activity, ISIC, TYCOM, (and Ship's Force if available) as scheduled **per** Appendix H₁ or H₂ of this chapter. The purpose is to finalize the CMAV work package and required evolutions. This is accomplished as noted **in sub-paragraphs (1) through (13) of this paragraph**. This meeting may be conducted in conjunction with the ship's PB4M.
 - (1) Attendees will include the Maintenance Team, ISIC Material Officer, TYCOM Ship's Coordinator, Maintenance Planning Manager, RMC, Ashore Ships Maintenance Manager, Production Officer representative, Executing Activity, Ship's Engineer Officer, MST OIC, Availability Coordinator and the Ship Superintendent (as applicable).
 - (2) Assemble the proposed CMAV work package from the CSMP, PMRs, UROs, NMP and MJC, as applicable.
 - (3) Screen the proposed work package to designate the work to be accomplished during the CMAV.
 - (4) Prioritize the proposed work package.
 - (5) (Submarines only) Identify Safety of Ship Maintenance Items List evolutions in Volume IV, Chapter 10, paragraph 10.4.8 of this manual.
 - (6) Designate the CJs.
 - (7) Integrate Executing Activity recommended CMAV Key Event schedule with other ISIC **and** Ship planned events for the ship, such as weapons moves, fueling, and training events.

- (8) Review scheduled PMT **and** MCA testing that may result in significant new work after the CMAV starts.
 - (9) Establish the CMAV berth for pre-staging material and support equipment.
 - (10) Review adequacy of available testing and support equipment needed for the CMAV.
 - (11) Identify other outside activities participating in the CMAV and associated support requirements.
 - (12) Identify required special evolutions associated with pre-availability tests and inspections. The result of the CMAV WPER should be an executable work package within the CMAV time frame, budget, and Executing Activity capacity.
 - (13) (Submarines Only) Review the plan developed by the ship for the K-MRC completion and ensure it is part of the integrated schedule per paragraph 4.4.13.1.e. of this chapter. Prior to this meeting, Ship's Force engineer and 3M Coordinator will meet with the PMT, TYCOM 3M representative and ISIC together (typically at A-40) to review current K-MRC status, ensure the ship's records match that of PMT and develop a K-MRC execution plan. Any discrepancies will be adjudicated prior to A-21 and provided to the RMC for inclusion in the integrated work schedule. ISIC will concur with Ship's Force plan for K-MRC completion. All time critical K-MRCs (see paragraph 4.4.1.13.e. of this chapter) should be completed as soon as possible, preferably on the in port transit with PMT aboard (when possible) but no later than the end of the first 100 hours.
- n. Re-screen Work Candidates. Re-screen and assign returned work candidates (**per** Part II, Chapter 1 of this volume). Notify ship of final disposition of each item.
 - o. Issue Availability Planning Message (Submarines only). No later than two weeks prior to start of the CMAV, send the Availability Planning Message prepared **per** Appendix F of this chapter and reviewed during the CMAV WPER, to the ship. It should describe the major work scheduled, controlling Executing Activity and Ship's Force Key Events, PMT **and** MCA testing, PMR jobs scheduled, alterations to be accomplished by the Executing Activity and Ship's Force, any other scheduled evolutions and 100 hour transition plans. This message should identify the current numbers of components due or overdue from the Calibration **and** Weight Test Recall Program.

4.6.1.3 Issue Availability Planning Response Message (Submarines only). No later than one week prior to the start of the CMAV, the ship **must** certify readiness to transition to a CMAV period, and address any concerns with the Availability Planning Message to TYCOM **or** ISIC **per** Appendix I of this chapter. The following items **must** be addressed in the ship's report:

- a. Schedule requirements such as action items from Availability Planning Message, schedule of key events, ability to conduct 100-hour transition plans.
- b. Ship material preparation such as a report status of parts for Ship's Force work and desires for ISIC **or** TYCOM assistance in procurement and ensuring all outstanding

CASREPs, SUBS, ZOZZS and TDENTS are identified in availability planning message.

- c. Ship's Force integrated schedule such as miscellaneous programs (calibration, small valve maintenance, etc.), drills and trainers that will affect Ship's Force ability to support production work, preservation zones and planned maintenance (to include PMS, Reactor Plant PMS, and PMT KMRCs).
- d. CO's report of readiness or concerns: CO review items in sub-paragraphs "a" through "c" of this paragraph and availability planning message and report readiness and exceptions to transition to CMAV period.

4.6.1.4 Arrival Conference. This conference is conducted by the LMA. The Arrival Conference purpose is to provide an executive level brief to the RMC or ISIC, Executing Activity, MST OIC (if applicable) and ship's CO on the total scope of the CMAV effort and **must** be conducted as discussed in sub-paragraphs "a" through "d". Note that the Arrival Conference may be conducted in conjunction with the PB4M.

- a. Attendees. The Arrival Conference is hosted by the responsible FMA and attended by the following personnel:
 - (1) RMC or ISIC Material representative(s).
 - (2) Executing Activity representative(s).
 - (3) Tended ship, (recommended, as applicable, are the CO, Department Heads, and Availability Coordinator).
 - (4) Site PMT or MCA Officer.
 - (5) MST OIC (if applicable).
- b. Agenda. The following items comprise the agenda to be covered during the Arrival Conference:
 - (1) Introduction of key FMA, Executing Activity and ship personnel.
 - (2) CMAV material and funding status.
 - (3) Review the CMAV Key Event schedule for potential conflicts.
 - (4) Special evolutions scheduled during the availability.
 - (5) Validate that critical jobs to be accomplished by the Executing Activities and Ship's Force are properly sequenced in the IWS.
 - (6) Introduce the LMA representative as the single point of contact for all elements of the CMAV, including responsibility for coordination of all Executing Activities and Ship's Force. This point of contact may be the Port Engineer, Project Manager, or Ship Superintendent, as applicable.
 - (7) Alterations to be accomplished.
 - (8) Significant material issues.
 - (9) Review status of outstanding DFS, as applicable.

- (10) Results of arrival inspections and PMT **or** MCA testing.
- (11) Issue meeting schedule for the CMAV.
- c. Tended Ship Actions. The ship takes the following actions at this conference:
 - (1) Submit a list of key Ship's Force personnel, including officers, Leading Petty Officers **or** Work Center Supervisors, Quality Assurance Inspectors, Calibration Coordinator and Availability Coordinator.
 - (2) Verify that all known work candidates requiring outside assistance have been identified and work candidates submitted to the LMA **or** TYCOM (or submit known late work candidates for immediate screening).
 - (3) Discuss potential Executing Activity **and** Ship's Force work interface concerns.
 - (4) Identify Ship's Force **and** MST (if assigned) planned evolutions that could impact scheduled work and verify that they are properly sequenced in the IWS.
 - (5) (Submarines Only) Ship's Force brief the plan developed by the ship, with help from PMT, for the K-MRC completion and ensure it is part of the integrated schedule per paragraph 4.4.13.1.e. of this chapter.
- d. RMC **or** ISIC Actions. During this conference, the RMC **or** ISIC staff will take the following actions (if not already done):
 - (1) Review any late work candidates submitted by the ship **per** paragraph 4.4.6 of this chapter. Should the late work presented require that other work be deferred, that work to be deferred **must** be clearly understood. A Business Case Analysis described in Appendix D of this chapter should be conducted.
 - (2) (Submarines and Aircraft Carriers only). Brief the Key Events schedule for the availability. The ship's Key Events should normally be scheduled in the Pre-CMAV **or** Availability Planning Message, concurred with by the ship's CO on arrival and input to the MDS by the RMC **or** ISIC prior to the Arrival Conference. CJs controlling the CMAV completion **must** be identified for special management attention by the ISIC, LMA, Executing Activity and Ship's Force.

4.6.2 Continuous Maintenance Availability Execution. CMAVs are complex evolutions characterized by detailed management, closely coordinated RMC **or** ISIC, Executing Activity and Ship's Force work, systems testing, and other sequenced evolutions such as weapons movements, diver operations and training. Successful CMAV execution requires the closest possible communication and coordinated efforts by the RMC **or** ISIC, Executing Activity and Ship's Force.

4.6.3 Continuous Maintenance Availability Completion Procedures. The following procedures will be utilized for completing a CMAV. Exceptions are provided for those CMAVs of less than four weeks, or are of a minor scope where the PB4M may be an appropriate forum.

4.6.3.1 Management Reports Closeout Procedures. Upon completion of a scheduled availability, the MDS files must be updated to reflect the current status of work. To accomplish

this goal and to ensure that all activities understand the status of all work, the following procedures will be followed:

- a. Upon completion of the assigned work, the LMA or Executing Activity will present a copy of the work candidate or a list of completed JCNs with the applicable final action codes to the ship to obtain concurrence that the described work was completed. Ship's Force will complete all AWRs **per** reference (c). Within 2 weeks of completion, the Executing Activities who have performed any configuration change **must** submit the form 4790 CK of reference (c) to Ship's Force for submission to Configuration Data Managers Database - Open Architecture.
- b. Within two working days after the completion of an availability, all work centers will ensure that final man-hours have been entered. The ship's superintendent may sign off all Executing Activity routines for the ship. Completed work candidates and AWRs will be a product of the CMAV Departure and Assessment Conference of paragraph 4.6.3.2 of this chapter.
- c. On the third working day after the completion of an availability, the Maintenance Team will ensure that the CSMP ship and shore files reflects the current status of the ship's JCNs and request a Departure and Assessment Report by priority for the ship.
- d. On the fourth working day after the completion of an availability, the ship's superintendent will annotate each incomplete JCN on the final Departure and Assessment Report by JCN as to its present status and actions required in order to complete the item. Lead work centers must update this status into the MDS.
- e. Within seven working days after the completion of an availability, the Executing Activity will forward copies of the annotated Departure and Assessment Report to the ship and ISIC.
- f. Review status of outstanding DFSs.

4.6.3.2 End of Scheduled Continuous Maintenance Availability Departure and Assessment Conference. This comprehensive review and critique of the availability is another cornerstone of the continuous improvement policy regarding Fleet maintenance.

- a. Purpose. The CMAV Departure and Assessment Conference is held to:
 - (1) Review the conduct of the availability and identify those improvements necessary to increase the effectiveness of Fleet maintenance.
 - (2) Identify the work that was completed during this CMAV and complete the appropriate documents (e.g., work candidates, AWRs, etc.) or produce the list necessary to update the ship's CSMP to reflect the completed work.
 - (3) Identify and reschedule to a future CMAV, the work deferred during this CMAV.
 - (4) Identify any incomplete work candidates and plan of action to complete items.
 - (5) Establish the basic requirements (i.e., initial work package, sequence number and tentative dates) for the next CMAV.
 - (6) Review status of outstanding DFSs.

- b. Execution. The Departure and Assessment Conference will be held during the last week of the CMAV at a time agreed upon by the Executing Activity Repair Officer or Production Officer and the ship. This meeting may be held in conjunction with the final weekly Management Conference or Progress Review.
- c. Attendees. The Departure and Assessment Conference is arranged, coordinated and chaired by the LMA Repair or Production Officer. Where the LMA is a contractor, the LMA Project Manager may co-chair these meetings with the NSA Project Manager. However, lack of participation by the contractor does not alleviate the NSA Project Manager of this responsibility. The following personnel **must** attend this meeting and participate in its agenda:
- (1) ISIC Supply Materials, Weapons, Combat Systems, Electronics Material Officer, and Submarine Engineering Management, Monitoring and Fleet Maintenance Support Program Office or PMT Staff personnel (as applicable).
 - (2) LMA Repair Officer, Production Officer, and Ship Superintendent, or their designated representatives.
 - (3) Tended ship CO, MST OIC (if applicable), Engineer and Availability Coordinator.
 - (4) Others as directed by the TYCOM, ISIC or Executing Activity CO.
 - (5) Executing Activity representatives.
- d. Agenda. The following agenda **must** be used for reviewing and assessing the CMAV. Additional items may be added at the discretion of the TYCOM, ISIC, Executing Activity or ship. Attendees will be prepared to address their respective portions of the agenda.
- (1) Review of the CMAV work package to establish status of each item and, for items completed satisfactorily, complete the work candidate or AWR.
 - (2) Review incomplete work candidates that will remain open from this CMAV and identify plan of action to complete these items.
 - (3) Identify and reschedule to a future CMAV the work deferred during this CMAV.
 - (4) Assess the scheduling, execution and quality of work accomplished by each activity during the CMAV.
 - (5) Assess the quality of general services provided by the Executing Activity site.
 - (6) Review recommendations for process improvements and possible LEAN initiatives.
 - (7) Assess lost time that prevented or delayed execution of scheduled work. (Lost time internal to the Executing Activity, e.g., waiting for transportation, assist work center, etc. and lost time caused by the ship such as waiting access, tagout, other Ship's Force support.)
 - (8) (Submarines only) At the end of the first normally scheduled CMAV after a CNO availability, the LMA, via letter, informs the appropriate Naval Shipyard,

with copies to the TYCOM, PMS392 and SEA04X, of any identified lessons learned, rework and quality concerns related to Naval Shipyard work.

- e. Results. The LMA **must** consolidate the minutes of this meeting into the Departure and Assessment Report to the ISIC and provide a copy to the TYCOM and appropriate planning activity (and NAVSEA 07 for NAVSEA Submarine Repair Activities only). The report **must** include:
- (1) List of completed work or completed work candidates **or** AWRs for direct input into MDS to update the ship's CSMP and Configuration Data Managers Database - Open Architecture.
 - (2) Preliminary establishment of the next CMAV.
 - (3) List of policies and processes identified as requiring review for improvement. Proposed process improvements and corrective actions suggested to improve the effectiveness of future CMAVs.
 - (4) Lessons learned from the availability.

4.6.3.3 Fast Cruise **or** Sea Trials. The ISIC may schedule a one to two day Fast Cruise as part of the CMAV Key Event schedule. This is normally the last major Key Event prior to CMAV completion. As a minimum, the Fast Cruise agenda will include specified drills and evolutions necessary to re-establish proficiency in basic ship operations. It will also include sufficient formal testing to certify that the equipment and systems are fully ready to operate at sea in an operational environment. For CMAVs less than four weeks, the requirement for a Fast Cruise **must** be at the ISIC discretion. The necessity of Sea Trials is a function of work performed during a CMAV and may not be required. If the duration or complexity of the CMAV is determined to be sufficient to warrant Sea Trials, the Ship, ISIC **or** TYCOM (as required by specific Force policy) **must** determine if a formal Sea Trial Agenda is necessary, and if required, task the RMC **or** ship to prepare a formal Sea Trial Agenda for ISIC **or** TYCOM approval.

4.6.4 Hot Wash **or** Lessons Learned. For long duration or complex CMAVs, or in cases where there are significant lessons to be learned, Hot Wash **or** Lessons Learned will be conducted. The Hot Wash **or** Lessons Learned Conference should be within 30 days of completion of the availability. The Lessons Learned process is described in Volume VI Chapter 39 of this Manual. All key NSA, RMC, LMA, TYCOM or his representative, Executing Activity and Maintenance Team personnel **must** attend it. The agenda and details of the meeting **must** be determined by the RMC and Maintenance Team and **must** be of appropriate length to evaluate the overall scope of the work accomplished. The Hot Wash **or** Lessons Learned process provides the maintenance and modernization community with a process to identify, resolve, and provide feedback communication on barriers causing inefficiencies or waste within business processes. While there are several milestone meetings within the availability planning and execution process, the feedback process exists to continually collect information to improve processes.

4.6.5 Maintenance Management Performance Goals (Submarine Tenders only). Except for section 4.6.5.1 of this chapter, which is also applicable for RMC I-Level Production Shops, the following maintenance management performance goals are established for Submarine Tender Repair and Weapons Repair Departments. COs and Repair Officers are responsible for making every effort to attain these goals.

4.6.5.1 Activity Performance Summary. The Activity Performance Summary is a compilation of manpower statistics and production indices that are cumulative on a monthly basis. The following information summarizes the content and use of this report:

- a. This report is produced weekly on a cumulative basis for the current month and analyzed by the Production Officer and Repair Officer. This analysis should help determine the relative accuracy and adequacy of the man-hour accounting for each work center. The data reflects how each work center is loaded with production work.
- b. On the last day of the month, a complete monthly cumulative report is produced. A thorough review and analysis is conducted by the Repair Officer and Production Officer, similar to the weekly review.
- c. Following review and analysis, the Repair Officer approves the data and the required reports are submitted to the TYCOM (for Submarine Tenders) or Commander, Navy Regional Maintenance Center (for RMC I-Level Production Shops). The TYCOM or Commander, Navy Regional Maintenance Center in turn forwards the data to higher authority.
- d. The Performance Summary provides management with data to determine the capacity of the activity for CMAV maintenance, and subsequent monitoring of the activity maintenance effort conducted on ships. The determination of activity capacity for ship maintenance is the gauge by which managers can evaluate activity productivity while reviewing the report of man-hour expenditures.
- e. Activity capacity is a function of both total manpower and the distribution of personnel within the activity. A comparison of Repair Department manning to the manpower authorization should be conducted periodically to ensure activity work centers are not undermanned with respect to rate, Navy Enlisted Classification, or number of personnel. This review may determine that local action is required to schedule formal schools leading to the Navy Enlisted Classification acquisition where shortages exist, or may dictate a temporary or permanent reassignment of resources from one work center to another.

NOTE: FOR RMC I-LEVEL PRODUCTION PERFORMANCE SUMMARY, RMCs ARE NOT REQUIRED TO COUNT TRANSIENT PERSONNEL AND OTHERS THAT ARE NOT ABLE TO TRULY ACCOMPLISH OR SUPPORT PRODUCTION WORK, YET ARE ASSIGNED TO I-LEVEL PRODUCTION SHOPS FOR SUPERVISION.

- f. Part One of the activity Performance Summary shows the manpower distribution within the Activity. The Analyst Records and Report Section is responsible for collecting manning information from the activity departments and divisions as a basic input to the Performance Summary. The manning level of the Repair Department is monitored to ensure that this department is properly manned across its work centers.
- g. Part Two of the activity Performance Summary provides departmental manpower usage indicators and statistics. The Productivity Index is a key indicator of activity employment. Each Productivity Index is a ratio of production man-hours expended to the production man-hours available. Available man-hours are computed from the

number of production personnel assigned each day, assuming an eight-hour workday and no more than five working days per week.

- h. Part Three of the activity Performance Summary is a breakdown of activity man-hours expended aboard each tended ship.
- i. Part Four of the activity Performance Summary shows the status of work screened for activity accomplishment.
- j. Part Five of the activity Performance Summary provides the same man-hour usage information as Part Two, but broken down by work center.

4.6.5.2 Available Production Hours. The standard workday consists of eight hours of available production work each workday, five days a week. Weekends and national holidays are not considered to have available production work hours. It further requires that TYCOMs will establish policies that maximize available production hours within the context of the total activity mission profile. The activity CO **must** implement the eight-hour production workday for activity personnel. Reduction in this available effort will be for requisite industrial training, skill qualification, facilities maintenance, and capability certification efforts needed to meet the activity's Mission Profile requirements.

4.6.5.3 Performance Indices.

- a. All factors relative to the following indices must be accurately reflected in the baseline of the FMA computer management system. These factors are:
 - (1) Assigned Man-hours. The number of personnel assigned to the activity as production and production support, over the normal eight-hour work day and the number of days tending (exclusive of weekends, holidays and days underway), comprise the "Assigned (Gross Available) Man-hours".
 - (2) Production Man-hours. The man-hours actually expended in the progress and completion of work requests authorized for activity accomplishment are those expended by personnel assigned to the activity work centers. The expended man-hours by personnel from other departments are not included in the activity's indices, but are credited to other special work centers on the Performance Summaries.
 - (3) Productive Support Ratio for the Department is defined as:

$$\frac{\text{Total Assigned Support Personnel}}{\text{Total Assigned Production Personnel}}$$
- b. A Productive Support Ratio of between 0.65 and 0.85 **must** be maintained. A ratio of greater than 0.85 is indicative of an excessive number of FMA personnel assigned to non-FMA tasks. A ratio of less than 0.65 is indicative of a shortage of personnel in Quality Assurance, Planning and other critical production support work centers. For AS-39, local specification is $65\% \pm 10\%$.
- c. Supervisory Ratio. The Supervisory Ratio, production personnel to permanent support personnel, must be a minimum ratio of 7:1.
- d. Supply Production Support. Production work centers **must** not have supply function

production support personnel assigned such as Repair Parts Petty Officers. The supply support function is assigned to the Planning and Estimating and Repair Other Vehicle work centers. When the production work centers must provide technical details for Repair Other Vehicle supply requests, such research time **must** be reported as production time against the applicable work request. Production managers must ensure the Automated Material Requisitioning system is fully utilized to preclude wasted labor by activity personnel in copying supply data already available from the computer.

e. Department Productivity Index.

(1) The Productivity Index for the Department is defined as:

$$\frac{\text{Total Production Man-hours Expended by Department Personnel for the Reported Period}}{\text{Total Production Personnel} \times 8 \text{ hours per day} \times \text{Total Number of Days Tending for the Reported Period}}$$

(2) A Productivity Index for the department should average between 0.55 and 0.75. An index of greater than 0.75 indicates (AS-39 local specification is 55% to 90%):

- (a) Insufficient assignment of production personnel resulting in significant overtime work or deferral of requisite technical skill training and qualification, and proficiency or general military training.
- (b) An excessive amount of overtime work caused by improper work-loading of an activity by the ISIC.
- (c) Inaccurate reporting of man-hours.
- (d) Inaccurate accounting of assigned personnel (e.g., 340 assigned personnel working and reporting production hours but only 310 shown in the computer as assigned).

f. Work Center Productivity Index. A Productivity Index for individual production work centers for the month could range from 0.25 to 1.35 with a norm of 0.85. However, if the quarterly average for a production work center is less than 0.40, the number of personnel should be reduced.

g. Repair Utilization Index. Repair Utilization Index for the Department is:

$$\frac{\text{Total Support Man-hours} + \text{Expended Production Man-hours}}{\text{Total Production and Support Man-hours Assigned}}$$

The Department Repair Utilization Index requires 45% to 90% for the month.

h. Long-Term Non-FMA Duty Index. There are two special work center codes established to monitor the total Repair Department (10J) and Weapons Repair Department (10K), if assigned, personnel detailed to non-activity duties for greater than 30 continuous days. These numbers should not exceed ten percent of the total assigned activity personnel averaged for the calendar quarter.

4.7 MAJOR MAINTENANCE PERIOD.

4.7.1 Major Maintenance Period Planning. The designation of “CNO for Scheduling Purposes Only” make MMPs unique in the submarine community. This designation makes planning support through standard meetings, formal work packages, and additional oversight available to the TYCOM **or** ISIC, if required. Maintaining MMPs as fleet availabilities allows executing activities to resource accomplishment of work at a level commensurate with other work being done on an operational asset. Effective MMP management begins well before the ship arrives with material procurement and job planning. Appendix H₃ of this chapter is a typical submarine MMP Milestone Schedule to be used by all activities involved in planning and executing the submarine availability.

4.7.1.1 Major Maintenance Period Planning Sources. A large majority of the MMP Work Package can be identified in advance from four basic sources.

- a. Ship’s CSMP. To ensure the CSMP accurately reflects the required ship’s maintenance, the Maintenance Team and ISIC will review each ship’s CSMP in detail with Ship’s Force during routine PB4Ms and prior to every maintenance availability.
- b. PMR **and** URO electronic files. SUBMEPP provides electronic files of PMR **and** URO maintenance requirements for each ship, as applicable. The ISIC may load these requirements into each ship’s CSMP for a specific MMP or they may be provided by SUBMEPP as part of a formal work package.
- c. Alterations (Fleet Alterations, Program Alterations, Ship Changes and Strategic Systems Program Alterations, etc.). Depending on the direction provided by TYCOM **or** ISIC alterations may be identified for installation in the formal work package or they may be entered in the ship’s CSMP for accomplishment during the availability. TYCOM calls out alterations for a specific MMP based on material availability and Executing Activity capacity as identified by the Executing Activity. Within funding constraints and TYCOM guidance, all alterations authorized on the TYCOM Alteration Management System **or** Navy Modernization Process (NMP) are candidates for accomplishment during each MMP.
- d. Work Routines. A set of standard routines from the MJC should be planned for every MMP. The ISIC **or** RMC tailors each MMP routine package to the needs of the ship by calling out additional routines to document periodic, interim dry docking, URO maintenance (as applicable), and calibration recall requirements, as appropriate. The routine package is authorized in either the local job planning system or in a formal work package, if provided.

4.7.1.2 Major Maintenance Period Planning Functions. The Maintenance Team, RMC, ISIC, SUBMEPP and LMA will take the following actions in planning a MMP.

- a. Establish **and** Confirm Availability Dates. TYCOM will establish or confirm availability dates for the MMP with input from the ISIC, Maintenance Team **or** LMA. These dates will be provided to SUBMEPP for development of the ship’s platform schedule. The accuracy of these dates is important to determine which PMR **and** URO requirements will be scheduled in the availability and schedule changes can result in significant modification to the work package
- b. Platform Schedule. SUBMEPP will update the ship’s platform schedule for the MMP, ensuring that all PMR **and** URO requirements that are due during the MMP, or that

will become due prior to the next availability are included. PMR and URO work is mandatory. PMR requirements are to be accomplished on or before the scheduled due date listed in the SUBMEPP provided report as contained in the TYCOM PMR scheduling system. PMR requirements which are not accomplished by their scheduled completion date will be rescheduled and identified to the TYCOM **per** Volume VI, Chapter 24, and paragraph 24.7.3.g of this manual. UROs are to be accomplished by the scheduled due dates or appropriate waivers or DFS must be requested.

- c. Current Ship's Maintenance Project Update. The Maintenance Team will ensure that the CSMP is updated as scheduled **per** Appendix H₃. Work intended to be accomplished during the availability, to include PMS and testing for Ships Force assignment, **must** be prioritized and submitted to the ISIC. This action has significant impact on the ability of both the LMA **or** ISIC and Executing Activity to properly plan for the MMP, and determines potential impacts on other planned work.
- d. Reactor Plant Work Requirements. The Maintenance Team will review Reactor Plant PMS and update the CSMP with the actions that need to be accomplished during the MMP. Additionally, the ISIC **must** identify any major nuclear actions that are to be scheduled during the availability.
- e. PMR **and** URO Review. The Maintenance Team will review PMR **and** URO requirements in order to ensure all maintenance actions intended for accomplishment during the MMP are identified.
- f. Alteration Management System **or** NMP Review. ISIC will review and ensure all authorized alterations identified for accomplishment during the MMP are prioritized based on material availability. If applicable, the ISIC will provide list of alterations identified for installation to SUBMEPP for inclusion in the work package.
- g. DDS off-loads and on-loads. NAVSEA is responsible to identify DDS off-loads and on-loads planned for the availability.
- h. DIRSSP alterations and work. DIRSSP is responsible to identify any unique work requirements or alterations scheduled to be accomplished in the availability for inclusion in the work package.
- i. Missile Tube reconfiguration. ISIC will identify any actions required for the availability to support necessary Missile Tube reconfiguration.
- j. Preliminary Work Package. If requested by the funding customer, SUBMEPP will publish the Preliminary Work Package in order to assist availability planning. The Preliminary Work Package is used by NAVSEA, TYCOM, ISIC, LMA, and the Maintenance Team to develop an initial scope of the availability and identify work requirements which may impact successful execution.
- k. Preplanning Meeting. If requested by the funding customer, the Preplanning Meeting serves as the initial review of the Preliminary Work Package. The Preplanning meeting may be attended by TYCOM, ISIC, LMA, Ship, NRMD and Primary Shipyard and SUBMEPP. The intent of this meeting is to provide an initial review of the MMP Work Package. The following will be reviewed for incorporation into the

Initial Issue Availability Work Package; PMR and URO requirements, alterations, DFSs, and CSMP items that are in the Preliminary Work Package or need to be added.

- (1) PMR and URO requirements from the class maintenance plan.
 - (2) Authorized NAVSEA, TYCOM and DIRSSP alterations.
 - (3) DFS that have been deferred to the MMP.
 - (4) Work currently identified in the ship's CSMP.
 - (5) Shipyard Nuclear Work
- l. JCN Call Down. SUBMEPP will call down JCNs for PMR and URO requirements intended for accomplishment during the availability. JCN Call Down is executed after the Preplanning Meeting in order to minimize the number of JCNs generated which will not be worked in the MMP.
 - m. Long Lead Time Material. The LMA will review CSMP T/A 2 items and order any Long Lead Time Material required.
 - n. Initial Issue Work Package. Initial Issue Work Package is the first formal work package issued for MMP and incorporates changes from the Preliminary Planning Meeting. The Initial Issue Work Package includes PMR and URO requirements, alterations, CSMP items, and DFSs that are identified for accomplishment during the availability.
 - o. Work Package Fully Brokered. With the publication of the Initial Issue Work Package, identifying all work authorized by the TYCOM and JCN Call Down completed by SUBMEPP the ISIC will broker all known work.
 - p. Initial Planning Meeting. LMA will schedule and chair the Initial Planning Meeting (IPM). The IPM is usually attended by NAVSEA, TYCOM or ISIC, LMA, and SUBMEPP. The IPM serves as system-by-system review of the Initial Work Package in order to ensure that all necessary work is identified and potential problems with conflicting requirements are identified.
 - (1) Attendees will include the Maintenance Team, ISIC Material Officer or TYCOM Ship's Coordinator, Maintenance Planning Manager, RMC, Ashore Ships Maintenance Manager, Production Officer Representative, LMA, Ship's Engineer Officer, Ship Superintendent (), SUBMEPP, and NAVSEA.
 - (2) Review the initial MMP work package in order to ensure all required work is identified.
 - (3) Authorize the Initial Issue Work Package.
 - (4) Integrate Executing Activity recommended MMP Key Event schedule with other ISIC or Ship planned events for the ship, such as weapons moves, fueling, and training events.
 - (5) Review scheduled PMT and TSRA testing that may result in significant new work after the MMP starts.

- (6) Review adequacy of available testing and support equipment needed for the MMP.
- (7) Identify other outside activities participating in the MMP and associated support requirements
- q. Work Integration. Activities supporting work during the availability are expected to provide the LMA with scope of work, testing requirements, and timelines. This information is critical to successful execution of the MMP, ensuring that the LMA can plan and resource work.
- r. Post Initial Planning Meeting Work Package. If requested by the TYCOM, SUBMEPP will issue a formal, Post Initial Planning Meeting Work Package containing all of the changes identified at the IPM. This serves as the authorizing document for work requirements accomplished during the MMP.
- s. Deficiency Screening. The RMC, LMA, PMT, and the Maintenance Team **must** submit the results of all pre-availability testing (POTs, PATs **or** KMRCs) to the TYCOM **or** ISIC with recommended changes to the availability work package. The TYCOM **or** ISIC will provide authorized changes to SUBMEPP for inclusion in the work package, if applicable.
- t. AIT Memorandums of Agreement. AIT Managers are responsible for submitting Memorandums of Agreement to the LMA.
- u. Nuclear Work Risk Assessment. NRMD will provide a risk assessment for the MMP to the LMA. This is required for LMA development of overall MMP risk assessment letter for TYCOM **or** ISIC.
- v. Execution Planning Products. The LMA will develop the following products in support of MMPs
 - (1) FWPs, TWDs **and** TGIs to support identified work requirements.
 - (2) Integrated Work Scheduling, identifying critical jobs.
 - (3) Weapons and Sail arrival inspection plan.
 - (4) Recommended Key Event Schedule for presentation to ISIC **or** Maintenance Team.
- w. Work Package Execution Review (WPER) **or** Final Planning Meeting (FPM). The WPER **or** FPM is conducted by the LMA. The WPERP **or** FPM is scheduled **per** Appendix H₃ of this chapter. The purpose is to finalize the MMP work package and required evolutions, any new work submitted after the WPER **or** FPM is considered "Late Work". This meeting may be conducted in conjunction with the ship's PB4M.
 - (1) Attendees will include the Maintenance Team, ISIC Material Officer **or** TYCOM Ship's Coordinator, Maintenance Planning Manager, LMA, NRMD and Primary Shipyard representative, Ashore Ships Maintenance Manager, Production Officer Representative, Ship's Engineer Officer, Availability Coordinator, Ship Superintendent, and SUBMEPP.

- (2) Review the proposed MMP work package to ensure all required work is identified.
 - (3) Prioritize the proposed work package.
 - (4) Identify Safety of Ship Maintenance Items List evolutions in Volume IV, Chapter 10, paragraph 10.4.8 of this manual.
 - (5) Designate the CJs.
 - (6) Integrate Executing Activity recommended MMP Key Event schedule with other ISIC and Ship planned events for the ship, such as weapons moves, fueling, and training events.
 - (7) Review scheduled PMT or TSRA testing that may result in significant new work after the MMP starts.
 - (8) Establish the MMP berth for pre-staging material and support equipment.
 - (9) Review adequacy of available testing and support equipment needed for the MMP.
 - (10) Identify other outside activities participating in the MMP and associated support requirements.
 - (11) Identify required special evolutions associated with pre-availability tests and inspections. The result of the MMP WPER or FPM should be an executable work package within the MMP time frame, budget, and Executing Activity capacity.
 - (12) Review the ship's KMRC plan and ensure it is part of the integrated schedule per paragraph 4.4.13.1.e. of this chapter. Prior to this meeting, Ship's Force engineer and 3M Coordinator will meet with the PMT, TYCOM 3M representative and ISIC together (typically at A-365 and A-90) to review current K-MRC status, ensure the ship's records match that of PMT and develop a K-MRC execution plan. Any discrepancies will be adjudicated prior to WPER or FPM and provided to the LMA for inclusion in the integrated work schedule. Additionally, PMT will provide RMC curves to Ship's Force in order to help Ship's Force develop a plan to conduct all required K-MRCs during the availability. ISIC will concur with Ship's Force KMRC plan. ISIC should work with TYCOM to execute all KMRCs that will inform the Final Work Package in the last deployed CMAV before RTHP. All time critical K-MRCs (see paragraph 4.4.1.13.e. of this chapter) should be completed as soon as possible, preferably on the in port transit with PMT aboard (when possible) but no later than the end of the first 100 hours.
- x. Issue Availability Planning Message. No later than four weeks prior to start of the MMP, send the Availability Planning Message prepared per Appendix F of this chapter and reviewed during the MMP WPER, to the ship. It should describe the major work scheduled, controlling Executing Activity and Ship's Force Key Events, PMT or TSRA testing, PMR jobs scheduled, alterations to be accomplished by the Executing Activity and Ship's Force, any other scheduled evolutions and 100 hour

transition plans. This message should identify the current numbers of components due or overdue from the Calibration or Weight Test Recall Program.

4.7.1.3 Issue Availability Planning Response Message. No later than two weeks prior to the start of the MMP, the ship **must** certify readiness to transition to a MMP period, and address any concerns with the Availability Planning Message to TYCOM or ISIC **per** Appendix I of this chapter. The following items **must** be addressed in the ship's report:

- a. Schedule requirements such as action items from Availability Planning Message, schedule of key events, ability to conduct 100-hour transition plans.
- b. Ship material preparation such as a report status of parts for Ship's Force work and desires for ISIC or TYCOM assistance in procurement and ensuring all outstanding CASREPs, SUBS, ZOZZS and TDENTS are identified in availability planning message.
- c. Ship's Force integrated schedule such as miscellaneous programs (calibration, small valve maintenance, etc.), drills and trainers that will affect Ship's Force ability to support production work, preservation zones and planned maintenance (to include PMS, Reactor Plant PMS, and PMT KMRCs).
- d. CO's report of readiness or concerns: CO review items **in sub-paragraphs "a" through "c" of this paragraph** and availability planning message and report readiness and exceptions to transition to the MMP period.

4.7.1.4 Arrival Conference. This conference is conducted by the LMA. The purpose is to provide an executive level brief to the TYCOM or ISIC, Executing Activity, and ship's CO on the total scope of the CMAV effort and **must** be conducted as discussed **in sub-paragraph "a" through "d" of this paragraph**. Note that the Arrival Conference may be conducted in conjunction with the PB4M.

- a. Attendees. The Arrival Conference is hosted by the responsible FMA and attended by the following personnel:
 - (1) LMA or ISIC Material representative(s).
 - (2) Executing Activity representative(s).
 - (3) Tended ship, (CO, XO, COB, Department Heads, EDMC and Availability Coordinator).
 - (4) Site PMT or OIC
- b. Agenda. The following items comprise the agenda to be covered during the Arrival Conference:
 - (1) Introduction of key LMA, Executing Activity and ship personnel.
 - (2) MMP material and funding status.
 - (3) Review the MMP Key Event schedule for potential conflicts.
 - (4) Special evolutions scheduled during the availability.
 - (5) Validate that critical jobs to be accomplished by the Executing Activities and Ship's Force are properly sequenced in the IWS.

- (6) Introduce the LMA representative as the single point of contact for all elements of the MMP, including responsibility for coordination of all Executing Activities and Ship's Force. This point of contact may be the Port Engineer, Project Manager, or Ship Superintendent, as applicable.
 - (7) Alterations to be accomplished.
 - (8) Significant material issues.
 - (9) Review status of outstanding DFS, as applicable.
 - (10) Results of arrival inspections and PMT **or** TSRA testing.
 - (11) Issue meeting schedule for the MMP.
- c. Tended Ship Actions. The ship takes the following actions at this conference:
- (1) Submit a list of key Ship's Force personnel, including officers, Leading Petty Officers, Work Center Supervisors, Quality Assurance Inspectors, Calibration Coordinator and Availability Coordinator.
 - (2) Verify that all known work candidates requiring outside assistance have been identified and work candidates submitted to the LMA **or** TYCOM (or submit known late work candidates for immediate screening).
 - (3) Discuss potential Executing Activity **and** Ship's Force work interface concerns.
 - (4) Identify Ship's Force **or** planned evolutions that could impact scheduled work and verify that they are properly sequenced in the IWS.
 - (5) Brief the Ship's Force plan for the K-MRC completion and ensure it is part of the integrated schedule per paragraph 4.4.13.1.e. of this chapter.
- d. LMA **or** ISIC Actions. During this conference, the LMA **or** ISIC staff will take the following actions (if not already done):
- (1) Review any late work candidates submitted by the ship **per** paragraph 4.4.6 of this chapter. Should the late work presented require that other work be deferred, that work to be deferred **must** be clearly understood. A Business Case Analysis described in Appendix D of this chapter should be conducted.
 - (2) Brief the Key Events schedule for the availability. The ship's Key Events should normally be scheduled in the Pre-MMP **or** Availability Planning Message, concurred with by the ship's CO on arrival and input to the MDS by the LMA **or** ISIC prior to the Arrival Conference. CJs controlling the MMP completion **must** be identified for special management attention by the ISIC, LMA, Executing Activity and Ship's Force.

4.7.2 Major Maintenance Period Execution. MMPs are complex evolutions characterized by detailed management, closely coordinated LMA **or** ISIC, Executing Activity and Ship's Force work, systems testing, and other sequenced evolutions such as weapons movements, diver operations and training. Successful MMP execution requires the closest possible communication and coordinated efforts by the LMA **or** ISIC, Executing Activity and Ship's Force.

4.7.3 Major Maintenance Period Completion Procedures. The following procedures will be utilized for completing a MMP.

4.7.3.1 Management Reports Closeout Procedures. Upon completion of a scheduled availability, the MDS files must be updated to reflect the current status of work. To accomplish this goal and to ensure that all activities understand the status of all work, the following procedures will be followed:

- a. Upon completion of the assigned work, the LMA or Executing Activity will present a copy of the work candidate or a list of completed JCNs with the applicable final action codes to the ship to obtain concurrence that the described work was completed. Ship's Force will complete all AWRs **per** reference (c). Within 2 weeks of completion, the Executing Activities who have performed any configuration change **must** submit the form 4790 CK of reference (c) to Ship's Force for submission to Configuration Data Managers Database - Open Architecture.
- b. Within four working days after the completion of MMPs, all work centers will ensure that final man-hours have been entered. The ship's superintendent may sign off all Executing Activity routines for the ship. Completed work candidates and AWRs will be a product of the MMP Departure and Assessment Conference of paragraph 4.7.3.2 of this chapter.
- c. On the fifth working day after the completion of MMPs, the Maintenance Team will ensure that the CSMP ship and shore files reflects the current status of the ship's JCNs and request a Selected Job Management Report by priority for the ship.
- d. On the sixth working day after the completion of MMPs, the ship's superintendent will annotate each incomplete JCN on the final Selected Job Management Report by JCN as to its present status and actions required in order to complete the item. Lead work centers must update this status into the MDS.
- e. Within eighth working days after the completion of MMPs, the Executing Activity will forward copies of the annotated Selected Job Management Report to the ship and ISIC.
- f. Within 25 calendar days after the completion of an availability, and prior to issuing the Departure and Assessment Report, the Executing Activity will have all JCNs for the availability closed.
- g. Review status of outstanding DFSs.

4.7.3.2 End of Availability Departure and Assessment Conference. This comprehensive review and critique of the availability is another cornerstone of the continuous improvement policy regarding Fleet maintenance.

- a. Purpose. The MMP Departure and Assessment Conference is held to:
 - (1) Review the conduct of the availability and identify those improvements necessary to increase the effectiveness of Fleet maintenance.
 - (2) Identify the work that was completed during this MMP and complete the appropriate documents (e.g., work candidates, AWRs, etc.) or produce the list necessary to update the ship's CSMP to reflect the completed work.

- (3) Identify and reschedule to a future availability, the work deferred during this MMP.
 - (4) Identify any incomplete work candidates and plan of action to complete items.
 - (5) Establish the basic requirements (i.e., initial work package, sequence number and tentative dates) for the next MMP.
 - (6) Review status of outstanding DFSs.
- b. Execution. The Departure and Assessment Conference will be held during the last week of the MMP at a time agreed upon by the Executing Activity Repair Officer **or** Production Officer and the ship. This meeting may be held in conjunction with the final weekly Management Conference or Progress Review.
- c. Attendees. The Departure and Assessment Conference is arranged, coordinated and chaired by the LMA Repair **or** Production Officer. The following personnel **must** attend this meeting and participate in its agenda:
- (1) ISIC Supply Materials, Weapons, Combat Systems, Electronics Material Officer, and Submarine Engineering Management, Monitoring and Fleet Maintenance Support Program Office **or** PMT Staff personnel (as applicable).
 - (2) LMA Repair Officer, Production Officer, and Ship Superintendent, or their designated representatives.
 - (3) Tended ship CO, Engineer and Availability Coordinator.
 - (4) Others as directed by the TYCOM, ISIC or Executing Activity CO.
 - (5) Executing Activity representatives.
 - (6) SWFLANT Representative
- d. Agenda. The following agenda **must** be used for reviewing and assessing the MMP. Additional items may be added at the discretion of the TYCOM, ISIC, Executing Activity or ship. Attendees will be prepared to address their respective portions of the agenda.
- (1) Review of the MMP work package to establish status of each item and, for items completed satisfactorily, complete the work candidate **or** AWR.
 - (2) Review incomplete work candidates that will remain open from this MMP and identify plan of action to complete these items.
 - (3) Identify and reschedule to a future availability the work deferred during this MMP.
 - (4) Assess the scheduling, execution and quality of work accomplished by each activity during the MMP.
 - (5) Assess the quality of general services provided by the Executing Activity site.
 - (6) Review recommendations for process improvements and possible LEAN initiatives.

- (7) Assess lost time that prevented or delayed execution of scheduled work. (Lost time internal to the Executing Activity, e.g., waiting for transportation, assist work center, etc. and lost time caused by the ship such as waiting access, tagout, other Ship's Force support.)
- e. Results. The LMA **must** consolidate the minutes of this meeting into the Departure and Assessment Report to the ISIC and provide a copy to the TYCOM and appropriate planning activity). The report **must** include:
- (1) List of completed work, completed work candidates **and** AWRs for direct input into MDS to update the ship's CSMP and Configuration Data Managers Database - Open Architecture.
 - (2) Preliminary establishment of the next MMP.
 - (3) List of policies and processes identified as requiring review for improvement. Proposed process improvements and corrective actions suggested to improve the effectiveness of future MMPs.
 - (4) Lessons learned from the availability.

4.7.3.3 Fast Cruise or Sea Trials. The ISIC may schedule a one to two day Fast Cruise as part of the MMP Key Event schedule. This is normally the last major Key Event prior to MMP completion. As a minimum, the Fast Cruise agenda will include specified drills and evolutions necessary to re-establish proficiency in basic ship operations. It will also include sufficient formal testing to certify that the equipment and systems are fully ready to operate at sea in an operational environment. If the duration or complexity of the MMP is determined to be sufficient to warrant Sea Trials, the Ship, ISIC **or** TYCOM (as required by specific Force policy) **must** determine if a formal Sea Trial Agenda is necessary, and if required, task the RMC **or** ship to prepare a formal Sea Trial Agenda for ISIC **or** TYCOM approval.

4.7.4 Hot Wash or Lessons Learned. Hot Wash **or** Lessons Learned Conferences will be conducted. The Hot Wash **or** Lessons Learned Conference should be within 30 days of completion of the availability. The Lessons Learned process is described in Volume VI Chapter 39 of this Manual. All key NSA, LMA, TYCOM or his representative, Executing Activity, Maintenance Team, and SUBMEPP personnel **must** attend it. The agenda and details of the meeting **must** be determined by LMA and Maintenance Team and **must** be of appropriate length to evaluate the overall scope of the work accomplished. The Hot Wash **or** Lessons Learned process provides the maintenance and modernization community with a process to identify, resolve, and provide feedback communication on barriers causing inefficiencies or waste within business processes. While there are several milestone meetings within the availability planning and execution process, the feedback process exists to continually collect information to improve processes.

NOTE: FOR RMC I-LEVEL PRODUCTION PERFORMANCE SUMMARY, RMCs ARE NOT REQUIRED TO COUNT TRANSIENT PERSONNEL AND OTHERS THAT ARE NOT ABLE TO TRULY ACCOMPLISH OR SUPPORT PRODUCTION WORK, YET ARE ASSIGNED TO I-LEVEL PRODUCTION SHOPS FOR SUPERVISION.

4.7.5. Activity Performance Summary. The Activity Performance Summary is a compilation of manpower statistics and production indices that are cumulative on a monthly basis. The following information summarizes the content and use of this report:

- a. This report is produced weekly on a cumulative basis for the current month and analyzed by the Production Officer and Repair Officer. This analysis should help determine the relative accuracy and adequacy of the man-hour accounting for each work center. The data reflects how each work center is loaded with production work.
- b. The Performance Summary provides management with data to determine the capacity of the activity for maintenance, and subsequent monitoring of the activity maintenance effort conducted on ships. The determination of activity capacity for ship maintenance is the gauge by which managers can evaluate activity productivity while reviewing the report of man-hour expenditures.

4.8 YEAR LONG CONTINUOUS MAINTENANCE. The CM is a single yearlong availability, for the period 01 October through 30 September, scheduled for each ship every fiscal year. The Year Long Continuous Maintenance (YLCM) availability is for the scheduling and completion of non-emergent work items that are not accomplished during any other scheduled availability.

4.8.1 Year Long Continuous Maintenance Planning. Planning sources and actions are similar to those for the CMAV. Since the continuous availability is a year long, it has no specific arrival date as a reference for the planning milestones. As a result, the milestone dates for the yearlong availability are consistent with those for the scheduled availability but are referenced to the planned execution date(s) of the work item(s). This approach for non-emergent work is intended to reduce premiums and waste for most work candidates by allowing the work to be planned, resourced with manpower and materials in a routine way. The submarine planning Milestones are included in Appendix H₁ or H₂ of this chapter. The Surface Force Planning Milestones are included in Part II, Chapter 2, Appendix D of this volume. The definition of Executing Activity scope that takes place in the WPER of a CMAV does not occur in the YLCM availability as a discrete signal point. Rather LMAs should continuously define scope and schedule across the LMA and assigned Executing Activities at the times described in Appendix H₁ or H₂ of this chapter and Part II, Chapter 2, Appendix D of this volume.

4.8.2 Year Long Continuous Maintenance Work Execution. During the execution period of work items in the YLCM availability, measures should be taken to ensure that Ship's Force, LMA and Executing Activities remain appraised of:

- a. Status of work to be accomplished.
- b. Identities of designated contact personnel.
- c. Status of material and other resources.
- d. Current schedule status.
- e. Special Evolutions that may impact completion of the work items.

4.8.3 Continuous Maintenance Completion. At the end of the fiscal year, the availability should be entered as complete and a new availability established for the new fiscal year.

4.9 EMERGENT AVAILABILITY. The EM availability is designed for work of such an urgent nature that the heightened risk of paying premiums is accepted and planning horizons are

shortened. This type of availability is for C3 or C4 CASREPs, or a C2 CASREP with reasonable potential to become a C3 or C4 CASREP. These CASREPs are identified as emergent maintenance and ordinarily funded from emergent funds. The RMC Commander may, with the respective TYCOM's approval, convert Emergent Maintenance funds to execute CNO availability or CM in this regard. Emergent work will be scheduled to minimize premiums in as much as the operational schedule will permit. Generally, C2 CASREPs will be corrected using the CM Process where work is scheduled in the unscheduled Continuous Maintenance availability, a Window of Opportunity or a CMAV, which supports the ship schedule, need and policy objectives minimizing premiums paid and operational schedule impacts.

4.9.1 Emergent Availability Planning. Planning sources and actions are similar to those for the CMAV. In the case of the EM availability, the milestone dates for the availability are not consistent with those for the scheduled availability and produce added risk of disruptions and payment of premiums. This risk is acceptable only because of the effect of the work on the mission capability of the tended ship. The definition of scope and schedule for emergent work occurs after the definition for both scheduled CMAV and unscheduled CM availabilities when Executing Activities may already be fully loaded and material may need extra effort to be expedited. Additionally, it may result in already scheduled work being deferred.

4.9.2 Work Execution. During the execution period of work items in the EM Availability measures should be taken to ensure that Ship's Force, LMA and Executing Activities remain appraised of:

- a. Status of work to be accomplished.
- b. Identities of designated contact personnel.
- c. Status of material and other resources.
- d. Current schedule status.
- e. Special evolutions that may impact completion of the work items.

4.9.3 Availability Completion. Once the Ships Commanding Officer and ISIC determine that the Ship's mission capability has been restored, the LMA can certify the work and the ISIC can close the availability.

4.10 INTERIM DRYDOCKING OR PRE-INACTIVATION RESTRICTED AVAILABILITIES. (Submarines Only.) A scheduled availability for repair activity accomplishment of specific maintenance items, such as URO MRCs. The availability, together with a Material Condition Assessment per reference (f), can request that the CNO extend the ship's operating interval, operating cycle, or both. A Pre-Inactivation Restricted Availability (PIRA) is specifically used to extend the operating interval, operating cycle, or both, to the inactivation availability for the submarine. An Interim Drydocking (IDD) is specifically used to extend the submarine's operating interval, operating cycle, or both, to the next CNO scheduled availability other than an inactivation availability. Appendix J of this chapter contains a list of Major Trial and Inspection Milestones for IDD and PIRA availabilities.

4.10.1 Type Commander or Immediate Superior In Command (Group or Squadron) Responsibilities.

- a. Authorize new items and growth industrial work items.

- b. Monitor and approve all changes in established milestones, not internal to industrial activity completion dates.
- c. Issue direction when the quality or completeness of industrial activity work is in question.
- d. Notify the TYCOM when essential Ship's Force work cannot be completed on the scheduled contract or Key Event completion date. Make recommendations for assistance where appropriate.
- e. Periodically assess and monitor shipboard conditions during the availability.
- f. Prior to Fast Cruise, the ISIC Quality Assurance Officer **must** conduct a formal audit of Ship's Force Re-Entry Control (REC) and DFS Records. Using the SUBMEPP PMR and URO MRC scheduling reports and current industrial activity **and** Ship's Force updates to the latest report, ensure all required "D"-Level PMR and URO MRC accomplishment is current. The ISIC **must** forward the audit results to the TYCOM via the cognizant Commander, Submarine Group. The ISIC will then report to the TYCOM by message **per** message sample format of Appendix K of this chapter the status of the crew **and** material certification. An update of this certification is needed prior to Sea Trial and following the rescinding of certification noted in paragraph 4.9.9 of this chapter.
- g. Conduct a material inspection of the ship prior to Fast Cruise.

4.10.2 Certification Availabilities (Less Than Six Months) (Submarines Only).

- a. Duties and Responsibilities for Sea Trials and Inspections. Reference (g), as applicable, delineates the TYCOM's responsibility for operational control of assigned submarines during trials and for assuring that the crew and ship have attained satisfactory state of training, administrative, operational and material readiness for at-sea operations during the trials. Appendix L of this chapter provides a Sample Ship Message to ISIC and TYCOM Concerning Material Certification Upon Completion of Sea Trials.
- b. General Instructions for Industrial Activity Availability Trials and Inspections.
 - (1) Fast Cruise may not commence until Dock Trials have been satisfactorily completed and a satisfactory state of crew training (if required) and material readiness (if required), as delineated by this manual, has been certified. The required inspections and tests and their associated time periods may be modified by the TYCOM upon request from the cognizant ISIC.
 - (2) Sea Trials involving escorts will not normally be scheduled to commence on a weekend. When circumstances are such that Sea Trials must be rescheduled or planned to commence on a weekend to avoid costly delays, TYCOM approval will be obtained by the ISIC.
 - (3) Critical operation of reactors while nuclear powered ships are in a naval or commercial industrial activity will be governed by reference (h). The CO may authorize critical operation of the reactor in support of tasks assigned the ship. However, as long as the ship remains in an industrial activity, the CO will

notify the Supervising Authority well in advance of any critical operation of the ship's reactor. This notification **must** include the nature and duration of such operations.

- (4) In conducting the inspections required herein, inspectors should be guided by the concept that at the start of Fast Cruise, the ship should be, in all respects, ready for Sea Trials with the exception of the additional training the crew will receive during the Fast Cruise.
- (5) The requirement for TYCOM SUBSAFE certification of SUBSAFE, SOC and FBW certification of work not performed by the industrial activity and the material readiness upon completion of an industrial activity availability imposes additional responsibilities on the ISIC inspectors. Included in the material inspection will be a review of all outstanding Forces Afloat DFS as defined in Volume V, Part I, Chapter 8 of this manual. A review of the Ship's Force REC **or** Controlled Work Package Records is necessary for SUBSAFE, SOC and FBW work accomplished by Forces Afloat **per** Volume V, Part I, Chapter 5 of this manual, along with a review of the applicable URO MRC status.
- (6) The ISIC certification message, **per** Appendix K, will also provide a status report of any outstanding Re-Entries, Forces Afloat DFS and delinquent URO MRCs. The scope and nature of this inspection will vary dependent upon the extent and length of the availability. In this regard:
 - (a) Material certification may be made subject to the correction of specific deficiencies. (Deficiencies are such that they can be readily identified and listed).
 - (b) Material certification should be postponed to a later date when deficiencies are so significant or so numerous as to preclude correction in the time remaining before the scheduled start of Fast Cruise.
 - (c) Deficiencies that could affect the safe operation of the ship during Sea Trials must be corrected, reinspected and reported to the TYCOM as having been corrected prior to the start of Fast Cruise.
- (7) Inspectors must determine that all work **and** testing necessary to support Sea Trials has in fact been completed or identified for completion prior to the start of Fast Cruise including the following:
 - (a) All ship's systems which affect safe operation during Sea Trials must be operable.
 - (b) All work necessary for safe operation of the ship during Sea Trials which was undertaken by the industrial activity, Ship's Force, FMA, or other outside activities must have been satisfactorily completed and tested. Included must be a check for any special configuration or

installations ensuring that they have been authorized by the proper authority, that their impact has been fully assessed and that the Sea Trial Agenda includes these impacts or limitations.

- (8) Following the completion of the required training and material readiness certification, COs must keep the cognizant ISIC fully informed of any changes in personnel, training or material status which could affect the validity of certification. Prompt TYCOM notification is required to permit revision or Operational Orders and services required.
- (9) Underway trials following IDD or PIRAs, particularly initial submerged and test depth trials, must be undertaken with the knowledge that the crew lacks recent experience operating as a unit and that the ship's structure and fittings have not been tested in an at-sea environment. All tests and procedures must be conducted carefully and methodically. Systems and components designed to operate at test depth should not be demonstrated at that depth for the sole purpose of proving the design, but instead should be operated at the deepest depth at which they might be used. For example, the hovering system should not be demonstrated at test depth. Trials and tests which are inherently hazardous should not be conducted.
- (10) A schedule is required for each underway, dockside or simulated trial. Prerequisites of the first underway period are satisfactory ship's material condition as shown by the successful completion of alongside tests, salvage inspection, Ship's Force Dock Trial, and a satisfactory state of training as shown by the successful completion of crew certification inspection and Fast Cruise. Fast Cruise deficiencies affecting safe operations revealed in either material conditions or state of training must be corrected prior to getting underway for Sea Trials.
- (11) The trial schedule **must** include a minimum of six hours of Individual Ship Exercises (ISE) for Ship's Force training. This ISE should be sequenced as soon as practical after the initial tightness dive and should include the necessary evolutions to allow each watch section ship control party to familiarize themselves with their assigned stations and duties. The ship should be operated at moderate speed to develop proficiency prior to the deep dive and full power run. Testing may be scheduled during the ISE period on a not-to-interfere basis with training. The time spent in the initial tightness dive, if at moderate speed, may be included as one section's training. The requirement to provide each watch section ship control party with about two hours experience submerged at moderate speed prior to the deep dive and full power run is mandatory for ship's safety.
- (12) All trial periods must be organized such that each member of the command has an opportunity to get six uninterrupted hours of rest during each 24-hour period encompassed by the trials. Sea Trial events which can be accomplished by normal watch sections may be conducted concurrently with crew rest periods.

- (13) Prior to getting underway for Sea Trials, Shipyard, Ship's Force and Type Commander **must** jointly agree that the required seven day supply of Oxygen (O₂) and seven day supply of Carbon Dioxide (CO₂) removal capacity will be available in each compartment, based upon the number of expected occupants of that compartment, independent of the supply and removal capacity in the other compartment(s).
- (14) After the conclusion of Sea Trials, the submarine **must** not be operated at depths greater than 1/2 Test Depth plus 50 feet, unless specifically authorized by the TYCOM, and **must** not be released for unrestricted operations until all RECs are closed and the TYCOM issues the unrestricted operations authorization message.
- (15) After the conclusion of Sea Trials, and based upon a review of Sea Trial deficiencies and TYCOM authorization, the submarine may transit to a port other than the industrial activity.

4.10.3 Operating Depth Policy. The TYCOM's policy with respect to maximum allowable operating depths during trials, evolutions to be performed at the various depths, and the prescribed maximum water depth applicable in each case is stated in Volume VI, Chapter 26 of this manual. In every instance where the maximum authorized operating depth is exceeded, a report **must** be made **per** reference (i), section 3.3.5.c.

4.10.4 Propulsion Plant Tests (If Required). For full power trials provisions of reference (j), Section 6 applies. Submarine depth during the submerged full power trial should be consistent with the applicable Submerged Operating Envelope (SOE), based on the Emergency Main Ballast Tank (EMBT) blow from maximum authorized operating depth being previously accomplished. The full power submerged ahead test for commissioned nuclear powered submarines **must** be terminated by a back emergency bell. The duration of the back emergency **must** be limited to 45 seconds, to be followed immediately by an appropriate ahead bell. Caution must be exercised to avoid developing stern way.

4.10.5 Phase II Crew or Material Condition Inspection. A Phase II Crew Certification Inspection is normally not required, but should be determined on a case basis by the parent ISIC. If there will be less than 15% personnel turnover, crew certification may be waived. Should the CO determine that alterations accomplished or the transfer of experienced personnel warrant a crew certification, a formal request **must** be submitted to the ISIC. When required, crew certification will be performed **per** references (k) through (o). The material certification consisting of an ISIC audit of all Ship's Force SUBSAFE work **per** Volume V, Part I, Chapter 9 of this manual will need to be conducted for all industrial activity availabilities since the extent of the availability is such that an independent evaluation by an organization other than Ship's Force is required.

4.10.6 Pre-Critical Inspections. For availabilities where the reactor will be shut down for 16 weeks or more, it is considered prudent to use an inspection plan similar to that employed by NAVSEA. Normally, the crew's readiness can be assessed within two days using such a plan, which should encompass the following:

- a. An administrative review.
- b. Observation of basic drills and evolutions not requiring reactor operation.

- c. Personnel interviews.
- d. Material inspection.

4.10.6.1 Scheduling of Pre-Critical Inspections. The ISIC Pre-Critical Inspection should be scheduled by the responsible ISIC about four weeks prior to criticality. The TYCOM should be advised as soon as possible in advance of the tentative date for the ISIC Pre-Critical Inspection and confirmed dates should be established about one month in advance of the inspection.

4.10.6.2 Composition of the Inspection Team. The Pre-Critical Inspection Team should consist of:

- a. A nuclear-trained member of the cognizant ISIC Staff, usually the Squadron Training Officer.
- b. A qualified nuclear-trained officer with experience as an Engineer Officer.

4.10.6.3 Reports of Inspection.

- a. The Senior Inspector should provide the inspected unit with an informal report of findings by the inspection team, copy to the cognizant ISIC and TYCOM.
- b. The ship's CO **must** review the findings of the inspection team and make necessary adjustments to his training program to ensure his crew's readiness for criticality. He **must** keep the cognizant ISIC advised of his training plan and his assessment of his crew's progress.
- c. The cognizant ISIC **must** review the inspection findings, the CO's training plan and progress evaluations and direct follow-up reviews and inspections necessary to verify the ship's readiness for criticality.

4.10.7 Dock Trials. Dock Trials must, as a minimum, test those systems **and** equipment repaired or altered during the availability. The CO should use Appendix M of this chapter as a guide in preparing the Dock Trial Agenda.

4.10.8 Fast Cruise. Fast Cruise may commence immediately upon completion of Dock Trials and **must** consist of the minimum requirements as set forth in Appendix N. The requirement for a Fast Cruise may be less than or greater than 24 hours in length depending upon the length of the availability and the time since the crew last operated the ship at sea. The CO, with ISIC concurrence, will determine length of the Fast Cruise. Prior to the ship commencing Fast Cruise, the Supervising Authority **must** report to the ship, by message, that all mandatory work approved for accomplishment during the availability is completed. When the ship is ready for sea, with the exception of conducting Fast Cruise and after receipt of the SUBSAFE material certification report from the performing activity as required by reference (p) and Volume V of this manual, the ship will request permission from the ISIC by priority message to commence Fast Cruise. The ISIC will then, if satisfied with the state of crew training and material readiness, authorize the ship to commence Fast Cruise by message, information copy to CNO, Fleet Commander, NAVSEA, and the TYCOM.

- a. A 24-hour rest and repair period will normally be scheduled following Fast Cruise and prior to the start of Sea Trials. This rest and repair period may be extended or reduced at the discretion of the ISIC.

- b. COs should consider the work and alterations accomplished during the availability when determining the extent of the Fast Cruise. The minimum requirements are listed and identified with an asterisk in Appendix N of this chapter.

4.10.9 Sea Trials. Following completion of Fast Cruise, the ISIC will notify the TYCOM of satisfactory completion of Fast Cruise and readiness for Sea Trials using the message format of Appendix O. The submarine TYCOM will authorize the ISIC to allow the ship to get underway for Sea Trials using the message format of Appendix P. Sea Trials are required only as necessary to test work completed during the availability but must include those mandatory requirements identified in Appendix Q of this chapter. The industrial activity **must** include at least two days in the availability for conduct of Sea Trials. The industrial activity **must** prepare a Sea Trial Agenda for Sea Trials conducted after an availability at the industrial activity. For an availability at a FMA, the submarine **must** prepare the Sea Trial Agenda, assisted by the industrial activity. The submarine involved **must** submit the Sea Trial Agenda to the ISIC for approval, with an information copy to the TYCOM. During the Sea Trial, the submarine CO will keep the TYCOM aware of the progress of the Sea Trial through periodic Situational Reports using the message format of Appendix R of this chapter. The frequency of these Situational Reports will be identified by the TYCOM or the Sea Trial Agenda. Extensions or reductions of the Sea Trial period may be granted where warranted by the scope of the work accomplished. Where extension of the Sea Trial period and a change in the availability schedule is required, requests for such extensions must be submitted by the industrial activity to the TYCOM as early as practical. All deficiencies resulting from Sea Trials will be satisfactorily resolved prior to the completion of the availability. If no Sea Trial deficiencies are found, the availability may be completed with TYCOM occurrence at the completion of Sea Trials.

NOTE: SUBSEQUENT TO THE MESSAGES, APPENDICES O AND S OF THIS CHAPTER, ANY DEFICIENCY DISCOVERED AND THE CORRECTIVE ACTION TAKEN WHICH AFFECTS THE WATERTIGHT INTEGRITY, THE RECOVERABILITY OF THE SHIP, THE OPERATIONS OF THE SHIP'S CONTROL SURFACES OR THE SHIP'S SALVAGE CAPABILITY **MUST BE REPORTED TO THE TYCOM BY THE SUPERVISING AUTHORITY, ISIC **OR** TYCOM REPRESENTATIVE BY MESSAGE. PREVIOUS CERTIFICATION MESSAGES **MUST** BE SUSPENDED. WHEN A REVIEW OF THE DEFICIENCY IS COMPLETED BY THE TYCOM, THE TYCOM WILL CERTIFY THAT THE SHIP'S SUBSAFE CERTIFICATION BOUNDARY IS SATISFACTORY FOR SEA TRIALS TO A SPECIFIED DEPTH.**

- a. Assignment of Escort Ship.
 - (1) **Per** reference (q), an escort **must** be provided during deep dive submergence trials for ships completing an availability for repair of collision **or** grounding damage where deformation is observed to be in the hull integrity envelope or supporting structure.
 - (2) **per** reference (q), the requirement for providing an escort during deep dive submergence trials upon completion of all other availabilities will be evaluated by Commander, NAVSEA on a case basis. Commander, NAVSEA will advise the applicable Submarine Force Commander in writing whether or not an

escort will be required based on the scope of work in the availability. In general, an industrial activity availability of less than six months duration should not require an escort, since the work typically performed in these availabilities is limited in scope, is carefully controlled and, therefore, does not result in substantial risk of unidentified or incomplete work adversely affecting the SUBSAFE boundary.

- (3) Escort requirements should be determined early so that an escort satisfying the requirements of Part I, Chapter 3, paragraph 3.6.8.4.7.b.(6), of this volume can be scheduled if required. The TYCOM will in turn request services from the Fleet Commander as applicable. As a general rule, pressure hull work which could not affect hull circularity will not require an escort.
 - (4) Waiver of escort requirements may be requested by message when necessary. The ISIC will request the waiver as soon as possible. The TYCOM will pass the request to Commander, NAVSEA for approval. An escort waiver request message is to include all of the following specific statements, as applicable:
 - (a) A () inch by () inch hull cut between frames () and () including a () inch section of frame () was the only major hull integrity work accomplished during the availability. If no hull frame cut was made, a positive statement to that effect is required.
 - (b) The hull cut weld satisfactorily passed Radiographic Testing and 7-day Magnetic Particle Testing nondestructive tests.
 - (c) Post repair frame circularity check readings are within specifications.
- b. Assignment of Deep Submergence Rescue System during Submarine Sea Trials.
- (1) A Submarine Rescue Diving Recompression System will be placed in a modified alert status at the beginning of Sea Trials requiring an escort following an industrial availability or major maintenance availability for:
 - (a) Ships initial tightness and deep dive events.
 - (b) Subsequent Sea Trials until the completion of the initial dive to design test depth.
 - (c) If, in the TYCOM's judgment, a Sea Trial requires an escort due to major hull cuts.
 - (2) The ship conducting Sea Trials will notify COMSUBRON ELEVEN when Submarine Rescue Diving Recompression System services are no longer required due to completion of the events in paragraph 4.9.9 of this chapter or due to delay in completing Sea Trials.
- c. The ship's normal load out of Lithium Hydroxide canisters for Disabled Submarine (granular or ExtendAir®, no mix), Lithium Hydroxide curtains (or ExtendAir® Deployment kits, if equipped), Emergency Air Breathing masks, Submarine Escape Immersion Ensemble suits and oxygen candles is not sufficient to support this increase in personnel. Therefore, an additional four Lithium Hydroxide canisters (or three ExtendAir®, if equipped), four Lithium Hydroxide curtains (or one ExtendAir®

Deployment kit for every multiple of 60 ExtendAir® canisters in the compartment, if equipped), one Emergency Air Breathing mask, one Submarine Escape Immersion Ensemble suit and two Oxygen candles **must** be carried for each rider exceeding normal crew manning. Stowage of this additional equipment for Disabled Submarine **must** be in the same escape compartment as the rider's designated General Emergency muster site assigned by the Commanding Officer. Lithium Hydroxide canisters, Emergency Air Breathing masks, Submarine Escape Immersion Ensemble suits and Lithium Hydroxide curtains are to be obtained from the industrial activity.

4.10.10 Interrupted Sea Trials. In the event a Sea Trial is interrupted, or an additional Sea Trial becomes necessary, the following requirements are to be met. These requirements **must** be invoked if the ship returns to port for industrial activity repairs which affect SUBSAFE certification or which will require at-sea testing.

- a. The submarine will draft a revised Sea Trials Agenda to support resumption of the trials. This agenda **must** be provided to the ISIC for concurrence and TYCOM for information.
- b. Ship's Force will report by message (format of Appendix T of this chapter) that Ship's Force is ready for follow-on sea trials.
- c. The ISIC **must** report by message (format of Appendix U of this chapter) to the TYCOM that the material condition of those SUBSAFE Certification boundaries that were installed, repaired or tested by Ship's Force is satisfactory for resuming Sea Trials.
- d. Upon completion of all of the requirements in paragraphs 4.9.10.a. and b., the TYCOM will provide a message (Appendix V of this chapter) to the ISIC granting permission to proceed with the conduct of Sea Trials and authorize the ship to dive to the Sea Trial operating depth.

16 Oct 2019

APPENDIX A

SAMPLE MESSAGE TO TYCOM FROM ISIC REQUESTING CONCURRENCE TO DEFER, DELETE OR SHORTEN A SCHEDULED CMAV

FM COMSUB<RON NO.>//
 TO COMSUB<LANT/PAC> <NORFOLK VA/PEARL HARBOR HI>//
 INFO COMSUBGRU <NO.>//
 NSSC <LOCATION>//
 <SUPERVISING AUTHORITY>//<CODES>//
 BT
 UNCLAS//N09094//
 MSGID/GENADMIN//USS <SHIP'S NAME>//
 SUBJ/(SUBS) REQUEST TO <MISS/SHORTEN> USS <SHIP NAME/HULL NO.> CMAV//
 REF/A/DOC/COMUSFLTFORCOM/<DATE>//
 NARR/REF A IS COMUSFLTFORCOMINST 4790.3, JOINT FLEET MAINTENANCE
 MANUAL, VOLUME II//
 RMKS/1. DUE TO <CAUSE OF MISSING/SHORTENING AVAIL> THE USS<SHIP
 NAME> WILL NOT BE ABLE TO MEET THE SCHEDULED CMAV REQUIREMENTS
 PER REF A.
 2. THE FOLLOWING INFORMATION IS PROVIDED TO SUPPORT
 <SHORTENING/MISSING> THE SCHEDULED CMAV.
 A. CMAV NUMBER:
 B. CMAV DATES:
 C. CMAV DURATION: (NUMBER OF DAYS)
 D. ACTIVE CASREPS:
 <CASREP #, DESCRIPTION, REPAIR PLAN>
 E. ACTIVE SUBS:
 <SUBS DESCRIPTION, REPAIR PLAN>
 F. SCHEDULED CMAV DATES FOR THE NEXT TWELVE MONTHS:
 G. IMPACT ON FUTURE WORKLOAD TO I-LEVEL MAINTENANCE ACTIVITY:
 H. STATUS OF K-MRCS: (NUMBER OUTSTANDING, PLAN TO COMPLETE TIME
 CRITICAL K-MRCS)
 NUCLEAR PMS ISSUES:
 I. STATUS OF PATS/POTS IF CNO AVAILABILITY PENDING:
 3. <ADDITIONAL REMARKS>
 4. REQUEST CONCURRENCE TO <MISS/SHORTEN> SCHEDULED CMAV <FISCAL
 QUARTER, YEAR>.///
 BT

**NOTE: ENSURE MESSAGES ARE PER CURRENT MESSAGE FORMAT AND
 CURRENT PLAIN LANGUAGE ADDRESS DIRECTORY (PLAD) IS
 UTILIZED.**

APPENDIX B**SAMPLE TYCOM MESSAGE CONCERNING ESCORT SERVICES
FOR IDD OR PIRA AVAILABILITIES**

FM COMSUB <LANT/PAC><NORFOLK VA/PEARL HARBOR HI>//
 TO COMSUB<RON/GRU NO.>/{ISIC of Escort Ship}
 USS <ESCORT SHIP NAME>//
 INFO CNO WASHINGTON DC//
 COM<LANT/PAC>FLT <NORFOLK VA/PEARL HARBOR HI>//
 COMNAVSEASYS COM WASHINGTON DC//
 DIRSSP WASHINGTON DC // {For SSBN/SSGN only}
 <SUPERVISING AUTHORITY>/{<CODES>}//
 <SUBOPAETH>// {If other than parent TYCOM}
 COMSUBRON ELEVEN//
 COMSUB<RON/GRU NO.>/{ISIC of Sea Trial Ship}
 CTF TWO SIX//
 CTG TWO SIX PT ONE//
 NSCSES NORFOLK VA//
 UNSEARESCOM SAN DIEGO CA//
 NAVUNSEAWARCENDIV NEWPORT RI//
 NAVUNSEAWARCENDET WEST PALM BEACH FL//
 NAVUNSEAWARCENDET AUTEC ANDROS ISLAND BAHAMAS//
 NAVSURFWARCEN CARDEROCKDIV BETHESDA MD//
 PEOSUBCBTWPNSYS WASHINGTON DC//
 NAVORDTESTU CAPE CANAVERAL FL// {For SSBN/SSGN only}
 COMSUBGRU <NINE/TEN> // {For SSBN/SSGN only}
 USS <SEA TRIAL SHIP NAME> //
 BT
 UNCLAS //N03120//
 MSGID/GENADMIN/COMSUB<LANT/PAC>//
 SUBJ/(SUBS) SUBMARINE SEA TRIAL SUPPORT SERVICES//
 REF/A/<RMG/DOC>/<SUPERVISING AUTHORITY>/<DATE/DTG>//
 REF/B/DOC/COMUSFLTFORCOM/<DATE>//
 NARR/REF A IS SEA TRIAL SUPPORT REQUEST. REF B IS JOINT FLEET
 MAINTENANCE MANUAL//
 RMKS/1. REF A REQUESTED AND IAW REF B USS <NAME OF ESCORT SHIP> IS
 APPROVED AS ESCORT FOR USS <SEA TRIAL SHIP NAME> FOR SEA TRIALS
 OCCURRING <DDMMYY>.
 2. FOR COMSUB<RON/GRU NO.> PROVIDE GOLD DOLPHIN RIDER ONBOARD USS
 <NAME OF ESCORT SHIP>.
 3. DIRLAUTH ALCON FOR EVENT SCHEDULES AND SCHEDULE CHANGES.//
 BT

**NOTE: ENSURE MESSAGES ARE PER CURRENT MESSAGE FORMAT AND
CURRENT PLAD IS UTILIZED.**

APPENDIX C**SUGGESTED FORMAT FOR A MESSAGE WORK CANDIDATE**

FM: USS (SHIP NAME)//
TO: TYCOM/RSG/RMC/ISIC//
INFO: FMA TO PERFORM WORK//
ISIC OF FMA (IF DIFFERENT FROM REQUESTING SHIPS ISIC)//
TYCOM//
BT
(CLASSIFICATION)//NO4790//
MSGID/GENADMIN//SHIP//
SUBJ/MESSAGE WORK CANDIDATE//
REF/A/DOC/COMUSFLTFORCOM/(DATE)//
AMPN/REF A IS COMUSFLTFORCOMINST 4790.3,
JOINT FLEET MAINTENANCE MANUAL//
RMKS/1. UIC
2. WORK CENTER
3. JSN
4. APL/AEL
B. (SHIP'S HULL NO.)
5. EQUIP NAME
6. WHEN DISCOVERED
7. STATUS
8. CAUSE
9. DEFERRAL REASON
13. IDENTIFICATION/EQUIP SERIAL NUMBER
14. EIC
15. SAFETY HAZARD (LEAVE BLANK OR STATE SAFETY HAZARD AND EXPLAIN IN
BLK 35)
16. LOCATION
17. WHEN DISCOVERED
25. SF MHRS EXPENDED (1 HR=0001)
26. DEFERRAL DATE
28. DEADLINE DATE
35. REMARKS/DESCRIPTION
37. CSMP SUMMARY
38. FIRST CONTACT
40. SECOND CONTACT/SUPERVISOR
41. PRIORITY
42. T/A
46. SPECIAL PURPOSE
47. BLUE PRINTS/TECH MANUAL/PLANS/ETC
BT

**NOTE: ENSURE MESSAGES ARE IN ACCORDANCE WITH CURRENT MESSAGE
FORMAT AND CURRENT PLAD IS UTILIZED.**

APPENDIX D
BUSINESS CASE ANALYSIS TOOL

To use this tool, first analyze the safety and mission impact of the damage to be repaired using Table 1. Determine the Hazard-Mission Index. Then consider the impact on schedule and cost using Table 2 and obtain the Cost - Schedule Index. On the next sheet, select the appropriate CO Modifier and sum the indices to obtain the Risk Index. Determine indicated action from the Business Case Analysis Table.

Table 1 - Hazard Severity and Impact to Mission					Table 2 - Cost Severity and Impact to Schedule				
	Hazard Severity					Cost Severity			
Impact to Mission	Catastrophic	Critical	Major	Minor	Impact to Schedule	Extreme	Significant	Major	Minor
Frequent	1	1	3	6	Frequent			7	4
Probable	1	2	4	7	Probable			6	3
Occasional	2	3	5	8	Occasional		8	5	1
Remote	3	4	6	9	Remote	7	6	4	1
Improbable	5	5	7	10	Improbable	5	3	2	1

Impact to Mission Likelihood		Impact to Schedule Likelihood	
Description	Explanation	Description	Explanation
Frequent	Likely to adversely impact mission, operation of ship, ship's future schedule or critical systems regularly. Work to rectify this deficiency must be undertaken at the first opportunity.	Frequent	The undertaking of the work or combination of availability of Long Lead Time Material and Work Completion WILL delay the schedule greater than 5 working days.
Probable	Could adversely impact mission, operation of ship, ship's future schedule or critical system several times. Work to rectify this deficiency should be programmed in the current availability.	Probable	The undertaking of the work or combination of availability of Long Lead Time Material and Work Completion COULD delay the schedule greater than 2 working days.
Occasional	Unlikely, but could be reasonably expected to adversely impact mission, operation ship, ship's future schedule or critical system occasionally. Work to rectify this deficiency should be considered during the current availability depending upon schedule and cost.	Occasional	The undertaking of the work or combination of availability of Long Lead Time Material and Work Completion COULD BE REASONABLY expected to delay the schedule not greater than 2 working days.
Remote	Unlikely, but could possibly impact mission, operation of ship, ship's future schedule or critical system at some time. Work to rectify this deficiency should be considered and programmed to meet the ship's operational schedule.	Remote	The undertaking of the work or combination of availability of Long Lead Time Material and Work Completion is UNLIKELY BUT POSSIBLE to delay the schedule.
Improbable	So unlikely that there should be no adverse impact to mission, operation of ship, ship's future schedule or critical system. Work to rectify this deficiency should be programmed in due course.	Improbable	The undertaking of the work or combination of availability of Long Lead Time Material and Work Completion is SO UNLIKELY to delay the schedule it can be assumed it will not affect schedule.

Hazard Severity if Work Not Undertaken		Cost Severity Impact	
Description	Explanation	Description	Explanation
Catastrophic	Failure of System could result in total loss of ship or critical system. Resultant damage would be beyond economical repair.	Catastrophic	The increase in cost due to Growth & New Work, delay to start of work, cost or availability of material is so great that it either represents funding that would need to be sourced from another activity, or it constitutes a G&NW premium of 60% or higher.
Critical	Failure of System could result in significant damage to the ship or critical system. Resultant damage would require intervention of support agency. Usually damage to Primary structure or Water Tight Integrity.	Critical	The increase in cost due to Growth & New Work, delay to start of work, cost or availability of material, represents a very large increase that it either can be covered in the existing budget plan but would adversely impact the remaining financial plan or it constitutes a G&NW premium of 40% to 60%.
Major	Failure could result in the temporary loss or deterioration of the system requiring repair action.	Major	The increase in cost, while large, is either able to be covered inside the existing budget plan with little impact to the remaining financial plan or it constitutes a Growth & New Work premium of 20% to 40%.
Minor	Failure could result in the need for minor defect repair action, continued operation without significant loss of output is possible.	Minor	The increase in cost is very small and is either able to be covered inside the existing budget plan with no impact to the remaining financial plan or it constitutes a Growth & New Work premium of 0% to 20%.

Commanding Officer's Concern	CO's Top 5	Subtract 2
Commanding Officer's Concern	Concerned	Subtract 1
Commanding Officer's Concern	Not Concerned	Subtract 0

Business Case Analysis (Table 1 + Table 2 + CO's Concerns) = Risk Index			
Risk Index	Relative Level of Risk	Decision	Amplifying Comments
Less than 10	Low	MT continue	Represents work that is either a safety concern or mission critical, or is relatively low cost and no impact to schedule.
10 - 14	Med	MT reschedule or conduct more rigorous BCA	Represents work that is either of reasonably high cost or a high risk to schedule impact, or of little to no safety or mission critical concern. This work should either be rescheduled, cancelled, or subject to a more comprehensive BCA.
Greater than 14	High	MT reschedule or cancel	Represents work that is either of high cost or extreme schedule impact, or of little to no safety or mission critical concern.

APPENDIX E1
AVAILABILITY KEY EVENT LIST
(FOR SUBMARINES SEE APPENDIX E2)

KEY EVENT CODE	ABBREVIATION	SCHEDULING GUIDANCE
01	ARRIVAL	
02	ESTABLISH PLANT CONDITIONS	
03	DIESEL INSPECT	
04	PMT	
05	COMPLETE OPEN AND INSPECT WORK	
06	DRYDOCKING	
07	UNDOCKING	
08	PIER EVOLUTIONS	
09	ADJACENT SHIP EVOLUTIONS	
10	SYSTEM TESTING COMPLETE	
11	WEAPONS MOVEMENT	
12	SHIPS CEREMONY	
13	SHIPS TRAINING EVOLUTION	
14	STORES ON OR OFF LOAD	
15	HAZARDOUS EVOLUTIONS	
16	BERTH SHIFT	
17	SAIL CLOSE-OUT	
18	FUEL MOVEMENT	
19	SHIP INSPECTION	
20	PROPULSION PLANT START UP	
21	FAST CRUISE	1-2 DAYS PRIOR TO SEA TRIALS
22	SEA TRIALS	1-2 DAYS AFTER FAST CRUISE
23	UNDERWAY	

KEY EVENT CODE	ABBREVIATION	SCHEDULING GUIDANCE
24	TENDER UNDERWAY	
25	TENDER REPLENISH	
26	FLIGHT DECK OPS	
27	ALL OTHER	
28	ALL WORK COMPLETE	3 DAYS PRIOR TO END OF AVAILABILITY
29	END OF AVAILABILITY	

APPENDIX E2**CMAV KEY EVENT CODES****(SUBMARINES ONLY BASED UPON TYPICAL MINIMUM 21 PRODUCTION DAY SCHEDULE)**

EVENT #	KEY EVENT	SCHEDULING GUIDANCE
1	ARRIVAL	
2	ESTABLISH PLANT CONDITIONS	PER 100 HOUR PLAN
3	DIESEL INSPECT	AS REQUIRED BY PMS PERIODICITY, COORDINATION WITH ISIC AND DIESEL INSPECTOR
4	FLEET TECH SUPPORT TROUBLESHOOTING COMPLETE	PER 100 HOUR PLAN
5	TEMP SERVICES INSTALLED	PER 100 HOUR PLAN
6	SAIL RACETRACK OR STAGING INSTALLED	PER 100 HOUR PLAN
7	VLS PLATFORM INSTALLED	PER 100 HOUR PLAN
8	PMT MONITORING PERIOD COMMENCE - COMPLETE TIME CRITICAL K-MRCS	PER 100 HOUR PLAN
9	SALVAGE INSPECTION	AS REQUIRED
10	Rx PLANT COOL DOWN	AS REQUIRED
11	Rx PLANT HEAT-UP	AS REQUIRED
12	NON-AVAILABILITY EVENT, INSPECTION OR EVALUATION THAT MAY IMPACT SCHEDULE	AS REQUIRED
13	BERTH SHIFT	AS REQUIRED
14	FUEL MOVEMENT	AS REQUIRED
15	BALLASTING EVOLUTIONS	AS REQUIRED
16	WEAPONS MOVEMENT	AS REQUIRED
17	DIVER OPERATIONS	AS REQUIRED
18	SHIPS TRAINING EVOLUTION	AS REQUIRED
19	STORES ON OR OFF LOAD	AS REQUIRED
20	SHIP TO SHOP WORK CUTOFF	AS REQUIRED
21	O2 OR N2 LOADING OR UNLOADING	AS REQUIRED
22	HAZARDOUS EVOLUTIONS	AS REQUIRED
23	TEMP SERVICES REMOVAL	PRIOR TO FINAL 100 HOURS OF AVAIL

EVENT #	KEY EVENT	SCHEDULING GUIDANCE
24	VLS PLATFORM REMOVAL	COMPLETED PRIOR TO FINAL 100 HOURS OF AVAIL
25	TANK CLOSEOUTS	COMPLETED PRIOR TO FINAL 100 HOURS OF AVAIL
26	SAIL CLOSE-OUT	COMPLETED PRIOR TO FINAL 100 HOURS OF AVAIL
27	TD SYSTEM COMPLETE	COMPLETED PRIOR TO FINAL 100 HOURS OF AVAIL
28	ASW OR MSW SYSTEM COMPLETE	COMPLETED PRIOR TO FINAL 100 HOURS OF AVAIL
29	HYDRAULIC SYSTEMS COMPLETE	COMPLETED PRIOR TO FINAL 100 HOURS OF AVAIL
30	ELECTRICAL SYSTEMS COMPLETE	COMPLETED PRIOR TO FINAL 100 HOURS OF AVAIL
31	A/C SYSTEM COMPLETE	COMPLETED PRIOR TO FINAL 100 HOURS OF AVAIL
32	VENTILATION SYSTEM COMPLETE	COMPLETED PRIOR TO FINAL 100 HOURS OF AVAIL
33	REFRIGERATION SYSTEM COMPLETE	COMPLETED PRIOR TO FINAL 100 HOURS OF AVAIL
34	AIR SYSTEMS COMPLETE	COMPLETED PRIOR TO FINAL 100 HOURS OF AVAIL
35	PROPULSION PLANT WORK COMPLETE	COMPLETED PRIOR TO FINAL 100 HOURS OF AVAIL (TYPICALLY 20TH PRODUCTION DAY)
36	ALL WORK COMPLETE (INCLUDES PRODUCTION, AIT AND PRIVATE CONTRACTOR WORK)	COMPLETED PRIOR TO FINAL 100 HOURS OF AVAIL (TYPICALLY 20TH PRODUCTION DAY)
37	PROPULSION PLANT TESTING COMPLETE	COMPLETED PRIOR TO FINAL 100 HOURS OF AVAIL (TYPICALLY 21ST PRODUCTION DAY)
38	PRODUCTION WORK SYSTEM TESTING COMPLETE	COMPLETED PRIOR TO FINAL 100 HOURS OF AVAIL (TYPICALLY 21ST PRODUCTION DAY)
39	FAST CRUISE PRE-UNDER WAYS	96 TO 4 HRS PRIOR TO FAST CRUISE
40	PRE-UNDER WAYS	96 TO 4 HRS PRIOR TO UNDERWAY
41	DOCK TRIALS COMPLETE	72 HOURS PRIOR TO END OF AVAIL
42	PROPULSION PLANT START UP	PER FINAL 100 HOURS

EVENT #	KEY EVENT	SCHEDULING GUIDANCE
43	FAST CRUISE	1-2 DAYS PRIOR TO SEA TRIALS OR UNDERWAY PERIOD
44	SEA TRIALS	1-2 DAYS AFTER FAST CRUISE (AS DIRECTED BY ISIC)
45	END OF AVAILABILITY	
46	ALL OTHER	
47	SHIP'S UNDERWAY	POST KEY EVENT 43

APPENDIX F**AVAILABILITY PLANNING MESSAGE (SUBMARINES ONLY)**

FM COMSUBRON (SQUADRON NO.)//
 TO USS (SHIP NAME AND HULL NO.)//
 TYCOM (COMSUBLANT/COMSUBPAC)//
 INFO FMA (ACTIVITY)//
 BT
 (CLASSIFICATION) //N04790//
 MSGID/GENADMIN/COMSUBRON// (AS APPROPRIATE)
 SUBJ: (SUBS) AVAILABILITY PLANNING FOR USS (SHIP NAME AND HULL NO.)//
 REF/ (AS APPROPRIATE)//
 RMKS/1. FOL EVENTS PLANNED FOR NEXT AVAIL
 A. MAJOR JOBS (ANNOTATE SHIPS FORCE OR FMA)
 (1) ESD _____
 (2) ESD _____
 (3) ESD _____
 B. CONTROLLING KEY EVENT/DATES:
 (1)
 (2)
 (3)
 C. MAJOR PMR JOBS:
 (1)
 (2)
 (3)
 D. ALTS FOR FMA ACCOMPLISHMENT:
 (1)
 (2)
 (3)
 E. ALTS FOR S/F ACCOMPLISHMENT:
 (1)
 (2)
 (3)
 F. ALTS FOR OUTSIDE ACTIVITY (INDUSTRIAL ACTIVITY, VENDOR, ALT)
 G. DEPARTURES FROM SPECIFICATION TO BE CLEARED:
 H. OTHER EVOLUTIONS/EVENTS://
 I. FIRST 100 HOUR PLANNING ITEMS
 a. Day 1 (date)
 (1)
 b. Day 2 (date)
 (1)
 c. Day 3 (date)
 (1)
 d. Day 4 (date)
 (1)
 J. FINAL 100 HOUR PLANNING ITEMS

- a. Day 1 (date)
(1)
- b. Day 2 (date)
(1)
- c. Day 3 (date)
(1)
- d. Day 4 (date)
(1)

BT

| **NOTE: ENSURE MESSAGES ARE PER CURRENT MESSAGE FORMAT AND CURRENT PLAD IS UTILIZED.**

APPENDIX G

FINAL 100 HOURS FOR SCHEDULED CMAV

Prior to 100 hrs.	96 hours	72 hours	48 hours	24 hours	Transition day
Production days →	C-4	C-3	C-2	C-1	C-0
<ul style="list-style-type: none"> - Production work complete. - Production work testing complete. - Sail closeout. Pre-under ways. - Fast Cruise. - WAF closeout. - Weapons load complete. - Departure Conference complete. - Production related temp services removed. - Commence Dock Trials. - NRMD Rx Plant Certification. 	<ul style="list-style-type: none"> - Pre-under ways. - Fast Cruise - FINAL WAF AUDIT. - Crew watch bills and berthing bills complete. - (Ships office or Exec Pre-under ways complete). - Rx Startup for Rx Testing. 	<ul style="list-style-type: none"> - Pre-under ways. - Fast Cruise - SUBSAFE and QA Certification complete. - Complete Dock Trials. 	<ul style="list-style-type: none"> - Rx Start-up to support Fast Cruise. - Fast Cruise. - Commence Pre-under ways for all +48hr and sooner Pre-under ways. 	<ul style="list-style-type: none"> - Pre-under ways. - Crew rest and final admin. 	<ul style="list-style-type: none"> - Rx Start-up. - Pre-under ways complete.

APPENDIX H₁
AVAILABILITY MILESTONE SCHEDULE

(SSNs and SSGNs ONLY)

NOTE STANDARD MILESTONES SHOWN **IN THIS TABLE** SHOULD BE **MODIFIED BY THE MAINTENANCE TEAM (USING AN MOA OR OTHER SIMILAR CORRESPONDENCE) FOR CMAVS WITH A PLANNED DURATION OF GREATER THAN 120 DAYS, IN ORDER TO ENSURE SUFFICIENT PLANNING TIME IS AVAILABLE FOR EXTENDED CMAVS. PROPOSING AND FINALIZING THIS MAINTENANCE TEAM AGREEMENT NLT A-270 IS AN ISIC RESPONSIBILITY.**

* Times are in days

NO.	MILESTONE	Responsible Activity	Scheduled CMAV *	Year-Long CM *	Remarks
1	Identify drawing development assignments, including Class Drawings.	PARMs, TYCOM, NAVSEA	A-390	NA	Send to RMC and Planning Yard.
2	Assign drawing development responsibility.	PEO Ships	A-390	NA	
3	Issue Hull Modernization Plan (HMP) and Letter Of Authorization AITs.	SPM, NAVSEA, TYCOM	A-360	NA	HMPs to be issued in March each year to maintenance Teams to support MMBP. Letter of Authorizations will be posted at A-360.
4	Request Availability Funding for planning repair work.	NSA	A-345	NA	This provides funds for early executor planning.
5	Task and Fund SID Development.	SPM, NSA, AIT, TYCOM, RMC Manager	A-330	NA	
6	Screen CMP and TYCOM routines.	TYCOM	A-270	NA	Push CMP work items to CSMP NOT LATER THAN A-270.
7	Issue and Deliver SIDs to NSA for contractor(s) and AITs.	Planning Yard	A-180	NA	This is a change from A-4. Including all SIDs for AITs. For FFP contracts, this milestone should occur at A-8 when possible and NOT LATER THAN A-180.
8	Request Availability Funding for both repair & modernization work.	NSA or RMC	A-180	NA	
9	All Modernization Risk Assessments (including waivers) submitted.	PARM SPM TYCOM	A-175	NA	

NO.	MILESTONE	Responsible Activity	Scheduled CMAV *	Year-Long CM *	Remarks
10	All Modernization Risk Assessments (including waivers) approved.	TYCOM	A-150	NA	
11	Identification of AIT support and schedule impact requirements.	AIT Manager	A-135	NA	A-168 for FFP or IDIQ.
12	Ship checks completed for alterations.	Planning Yard	A-90	NA	No FFP considerations relate to this date.
13	Provide Incremental Funds for ordering Long Lead Time Material for both repair and Alt or mod work to meet required dates.	SYSCOM or TYCOM	A-90	NA	
14	Award AIT contracts for work not being done by prime contractor.	AIT Sponsor	A-90	NA	
15	Solicit Bids.	RMC	NA	NA	A-50 for FFP or IDIQ. If CMAV is to be performed under an IDIQ contract and is over \$500k RMC may need to add 30 days for solicitation per Fair Value purchasing policy. This would reset the CMAV solicit bid milestone to A-70.
16	Review PMR and URO requirements and ensure all maintenance actions intended for accomplishment during the availability are identified.	ISIC	A-60	NA	
17	Review CSMP and ensure all deferred maintenance actions intended for accomplishment during the availability identified by priority and submit to the TYCOM or ISIC.	Maintenance Team	A-50	NA	
18	Conduct Pre-CMAV Planning Board for Maintenance	Maintenance Team	A-50	NA	And at the start of each Fleet Response Training Plan
19	Provide Availability Funding for Modernization to the RMC or LMA.	SYSCOMS, PEO, TYCOM	A-45	NA	Includes funding for AITs support services.

NO.	MILESTONE	Responsible Activity	Scheduled CMAV *	Year-Long CM *	Remarks
20	Review PMS, Reactor Plant PMS, CSMP, and testing requirements and ensure all Ship's Force maintenance actions scheduled for accomplishment during the availability are identified. Ship's Force review K-MRC data with PMT, TYCOM 3M representative and ISIC to develop K-MRC Completion Plan for submission to integrated work schedule.	Maintenance Team	A-40	NA	See Paragraphs 4.4.13.1 and 4.6.1.2.m.(13) of this chapter.
21	Review TYCOM Alteration Management System or NMP and ensure all authorized alterations intended for accomplishment during the availability are identified by priority based on material availability as identified by the LMA.	TYCOM	A-40	NA	
23	Review CSMP T/A 2 items. Identify and order LLTM.	FMA	A-40	NA	
24	I-Level work package fully brokered.	Maintenance Team and Ship's Force	A-40	E-14	Intent is to fully broker all known work to I-Level by this date. This allows for routine procurement of materials and brokering of work candidates to other Executing Activities if necessary.
25	Establish funding targets for budgeting purposes for the availability.	Funding Activity	A-40	NA	
26	Review the availability work package, begin writing FWPs and TWDs, identify critical jobs and develop the integrated work schedule to aid in tracking and coordination of all work.	LMA	A-40	E-14	
27	100% of D-Level maintenance work package 2Ks planned, estimated.	Planning Activity	A-35	E-14	A-60 for FFP or IDIQ.
28	Supporting activities submit work scope, testing requirements, and timelines to LMA for integration in to overall schedule	Maintenance Team	A-35	NA	Include NRMD, AITs, KTR

NO.	MILESTONE	Responsible Activity	Scheduled CMAV *	Year-Long CM *	Remarks
29	I-Level work package fully accepted.	Planning Activity	A-33	E-14	Intent is for I-Level to accept or reject all work brokered to it up to this point in time, work entering later in the process will be subject to normal Business Case Analysis. At this point the I-Level activity work has been locked. Any remaining work will be re-brokered to another Executing Activity, rescheduled or returned.
30	100% of maintenance work D-Level package 2Ks locked.	Maintenance Team	A-30	E-7	A-60 for FFP or IDIQ.
31	Develop recommended Key Events schedule and present to ISIC, Ship's Force and TYCOM.	LMA	A-30	NA	
32	Begin to integrate executing activity schedules.	LMA	A-30	E-7	
33	Review scheduled Ship's Maintenance Monitoring Support Office, PMT, MCA inspections and testing that may result in significant new work for the FMA or Ship's Force or that may impact scheduled Ship's Force and FMA work.	TYCOM	A-30	NA	
34	100% of O-Level maintenance work package locked.	Maintenance Team	A-30	NA	A-60 for FFP or IDIQ Intent is to provide work to be accomplished so that an integrated execution schedule can be developed for the WPER.
35	Identify to RMC, ISIC or TYCOM returned work candidates.	LMA	A-30	NA	
36	Begin processing all new work as "late work". See Appendix D for Business Case Analysis.	RMC	A-30	E-30	The intent is that all work regardless of the intended Executing Activity or level (O, I, or D) will have been brokered and accepted. Hence additional work will be treated as "late work".

NO.	MILESTONE	Responsible Activity	Scheduled CMAV *	Year-Long CM *	Remarks
37	MOA SUBMITTED	AIT Manager or outside activity	A-30	NA	
38	Conduct Planning Availability	Maintenance Team or LMA	A-30	NA	Should be prior to the WPER.
39	Cutoff for bidders questions.	PCO	NA	NA	A-30 for FFP or IDIQ.
40	Perform risk assessments and verify deliverables O-Level, I-Level, and D-Level work items and AIT schedule requirements to LMA.	Maintenance Team	A-25	NA	This is to confirm that the LMA has all input for his development of the integrated availability schedule. Note that for FFP CMAV LMA will not be identified until A-15, verification with LMA will take place at WPER.
41	Complete ship checks and order all required material.	Executing Activities	A-25	NA	
42	Conduct Work Package Execution Review (WPER) - finalize funding.	Maintenance Team	A-21	NA	A-10 for FFP or IDIQ. LMA or executing activity presents fully planned execution schedule (could be a Gantt chart) to the full Maintenance Team.
43	Deliver Material (LLTM and Kitted Materials) to Executing Activity.	Planning Yards or PARM	A-20	NA	
44	Complete TAR.	RMC	A-20	NA	
45	Submit Bids.	Contractor	NA	NA	A-20 for FFP or IDIQ.
46	Award Contract.	RMC	NA	NA	A-15 for FFP or IDIQ.
47	Issue availability planning message prepared per Appendix F of this chapter.	ISIC	A-14	NA	
48	Work Specs Developed.	Executing Activity	NA	E-14	
49	Develop strategy for FMA and Ship's Force calibration of gages, instruments and tools.	Maintenance Team or LMA	A-10	NA	
50	Issue availability planning response message prepared per Appendix I of this chapter.	Ship's Force	A-7	NA	Send to ISIC and TYCOM
51	Commence First 100 Hours	Maintenance Team or LMA	A-0	NA	
52	Conduct Arrival Conference.	LMA	A-0	NA	
53	Report ships transition to CMAV period.	ISIC	A-0	NA	Send to ISIC and TYCOM

NO.	MILESTONE	Responsible Activity	Scheduled CMAV *	Year-Long CM *	Remarks
54	Conduct Progress Review.	LMA	Weekly	NA	
55	Commence Final 100 Hours	Maintenance Team or LMA	C-4	NA	
56	Complete Availability.	LMA	C+0	30 Sep	
57	Conduct Departure and Assessment Conference.	Maintenance Team or LMA	C+0	NA	
58	Issue Departure and Assessment Report.	LMA	C+21	NA	

APPENDIX H₂
AVAILABILITY MILESTONE SCHEDULE

(SSBNs ONLY)

NOTE: DUE TO SSBN PATROL CYCLES, THE WORK SUBMISSION CUT-OFF DATE FOR SSBNs IS AFTER THE WPER, BUT ALL KNOWN WORK SHOULD BE BROKERED NO LATER THAN A-30 AND ONLY WORK ASSOCIATED WITH EQUIPMENT DEFICIENCIES THAT OCCURRED SINCE LAST COMMUNICATIONS SHOULD BE SUBMITTED AFTER A-30. SSBNs SHOULD ATTEMPT TO UPLOAD WORK AS OFTEN AS POSSIBLE BEFORE THE WORK SUBMISSION CUT OFF DATE (A-10) TO MINIMIZE THE PLANNING EFFECT ON REFIT.

* Times are in days.

NO.	MILESTONE	Responsible Activity	SSBN CMAV	Remarks
1	Review CSMP and ensure all deferred maintenance actions intended for accomplishment during the CMAV identified by priority and submit to the TYCOM or ISIC.	Maintenance Team	A-50	
2	Conduct Pre-CMAV Planning Board for Maintenance	Maintenance Team	A-50	And at the start of each Fleet Response training team
3	Review PMS, Reactor Plant PMS, CSMP, and testing requirements and ensure all Ship's Force maintenance actions scheduled for accomplishment during the CMAV are identified.	Maintenance Team	A-40	Include all required K-MRC.
4	Review PMR and URO requirements and ensure all maintenance actions intended for accomplishment during the CMAV are identified.	Maintenance Team	A-40	
5	Review TYCOM Alteration Management System or NMP and ensure all authorized alterations intended for accomplishment during the CMAV are identified by priority based on material availability as identified by the LMA.	TYCOM	A-40	
6	Review CSMP T/A 2 items. Identify and order LLTM.	FMA	A-40	
7	Work Package fully brokered.	Maintenance Team	A-40	This includes alterations, PMRs, UROs, deferred work, and known Ship's Force 2-Kilos.
8	Conduct meeting to review the CMAV work package. Begin writing FWPs and TWDs, identifying critical jobs and developing the integrated work schedule.	LMA	A-40	

NO.	MILESTONE	Responsible Activity	SSBN CMAV	Remarks
9	Supporting activities submit work scope, testing requirements, and timelines to LMA for integration in to overall schedule.	Maintenance Team	A-35	Includes NRMD, AITs, KTR
10	Work Package fully accepted (minus Ship's Force submitted 2-Kilo between now and work submission cut-off).	LMA	A-33	
11	MOAs submitted.	AIT Manager	A-30	
12	Review scheduled PMT inspections and testing that may result in significant new work or that may impact scheduled work.	ISIC	A-30	
13	TRF and IMF develop weapons and sail arrival inspection plan.	LMA	A-21	
14	Develop recommended Key Event schedule and present to ISIC and Ship's Force.	LMA	A-21	
15	Perform risk assessments and verify deliverables O-Level and I-Level work items and AIT schedule requirements to LMA.	LMA	A-21	
16	Conduct Work Package Execution Review (WPER).	LMA	A-21	
17	Issue CMAV planning message.	ISIC	A-14	per Appendix F.
18	Work Submission Cut-off established. Begin processing all new work as "late work".	LMA	A-10	Or first day after the ship can communicate following alert. See Appendix D for Business Case Analysis.
19	Develop strategy for FMA and Ship's Force calibration of gages, instruments and tools.	Maintenance Team	A-10	
20	Identify to RMC, ISIC, TYCOM rejected work candidates.	LMA	A-7	
21	Issue CMAV planning response message.	Ship's Force	A-7	Per Appendix I.
22	Commence first 100-hour plan.	Maintenance Team	A-0	
23	Conduct Arrival Conference.	LMA	First Week	Conducted during first senior management meeting after A-0.
24	Complete first 100-hour plan.	Maintenance Team	A+5	
25	Conduct Progress Review.	Maintenance Team	Weekly	
26	All Production Work Complete.	Maintenance Team	C-4	
27	Complete Availability.	Maintenance Team	C+0	
28	Conduct Departure and Assessment Conference.	LMA	C+0	
29	Issue Departure and Assessment Report.	LMA	C+21	

APPENDIX H₃
AVAILABILITY MILESTONE SCHEDULE

(SSGN ONLY)

* Times are in days

NO.	MILESTONE	Responsible Activity	MMP	Remarks
1	Establish and Confirm Availability Dates.	TYCOM and Project Team	A-395	
2	Review CSMP and ensure all deferred maintenance action intended for accomplishment during the availability are identified by priority and submit to the TYCOM or ISIC.	Maintenance Team	A-395	
3	Review PMS, Reactor Plant PMS, CSMP, and testing requirements and ensure all Ship's Force maintenance actions scheduled for accomplishment during the availability are identified.	Maintenance Team	A-395	Include all required K-MRC.
4	Identify major nuclear maintenance actions scheduled for accomplishment during the availability.	NAVSEA and TYCOM	A-395	Preliminary list. Finalize during planning process.
5	Review TYCOM Alteration Management System or NMP and ensure all authorized alterations intended for accomplishment during the availability are identified by priority based on material availability as identified by the LMA.	TYCOM	A-395	
6	Issue Modernization Planning Letter.	NAVSEA	A-.395	
7	Identify DIRSSP alterations and work.	DIRSSP	A-365	
8	Identify Missile Tube reconfiguration actions for the availability.	ISIC	A-365	
9	Provide Preliminary Issue Availability Work Package to NAVSEA, TYCOM, NSSC, ISIC, Project Team.	SUBMEPP	A-365	
10	Conduct Preliminary Planning Meeting (TYCOM, NSSC, ISIC, Project Team).	SUBMEPP and Project Team	A-330	TYCOM may elect to conduct meeting with just Project Team and NSSC.

NO.	MILESTONE	Responsible Activity	MMP	Remarks
11	Review PMR and URO requirements and ensure all maintenance actions intended for accomplishment during the availability are identified.	Maintenance Team	A-330	
12	Perform JCN call down for the availability.	SUBMEPP	A-310	To be done based on results of Preliminary Planning Meeting.
13	Review CSMP T/A 2 items. Identify and order LLTM.	LMA	A-300	
14	Work package fully brokered.	Maintenance Team	A-300	All jobs currently planned for execution during the availability.
15	Begin writing FWPs, TWDs and TGIs, identifying critical jobs and developing the integrated work schedule.	LMA	A-300	
16	Provide Initial Issue Availability Work Package.	SUBMEPP	A-300	
17	Work package fully accepted.	LMA	A-210	All known work, expect Ship's Force to submit 2-Kilos until WSCO.
18	Conduct Initial Planning Meeting (IPM) to review the availability Work Package.	SUBMEPP	A-180	IPM conducted based on TYCOM guidance.
19	Supporting activities submit work scope, testing requirements and timelines to LMA for integration into overall schedule.	Maintenance Team	A-180	Includes NRMD, AITs, KTR.
20	Issue Post Initial Planning Meeting Availability Work Package.	SUBMEPP	A-150	
21	MOAs submitted to LMA.	AIT Managers	A-120	
22	Review scheduled PMT inspections and testing that may result in significant new work or that may impact scheduled work.	ISIC	A-120	
23	Develop weapons and sail arrival Inspection plan.	LMA	A-120	
24	Develop recommended Key Event schedule and present to ISIC and Ship's Force.	LMA	A-120	
25	Perform risk assessments and verify deliverables O-Level and I-Level work items and AIT schedule requirements to LMA	LMA	A-120	
26	Provide risk assessment to LMA.	NRMD	A-120	

NO.	MILESTONE	Responsible Activity	MMP	Remarks
27	Issue Risk Assessment letter to TYCOM.	LMA	A-75	
28	Conduct Work Package Execution Review (WPER) or Final Planning Meeting (FPM)	LMA	A-60	Agenda for meeting will be negotiated between LMA and TYCOM.
29	Issue availability planning message	LMA	A-30	
31	Work Submission Cutoff established	LMA	A-30	Begin processing all new work as "late work". May move milestone to correspond to first day after the ship can communicate following alert.
32	Develop strategy for LMA and Ship's Force calibration of gages, instruments, and tools	Maintenance Team	A-10	
33	Identify to RMC, ISIC, TYCOM and SUBMEPP (as applicable) rejected work candidates.	LMA	A-7	Rejected work candidates should be identified by the WPER or IPM if possible.
34	Issue availability planning response message	Ship's Force	A-7	per Appendix I of this chapter
35	Conduct Readiness to Start Conference	Maintenance Team	A-7	Includes TYCOM, NSSC, ISIC, NRMD, Shipyard.
36	Commence first 100-hour plan	Maintenance Team	A-0	
37	Conduct Arrival conference	LMA	First Week	Conducted during first senior management meeting after A-0.
38	Complete first 100-hour plan	Maintenance Team	A+5	
39	Conduct Progress Review	Maintenance Team	WEEKLY	
40	All Production Work Complete	Maintenance Team	C-4	
41	Complete Availability	Maintenance Team	C+0	
42	Conduct Departure and Assessment Conference	LMA	C+0	
43	Close out JCNs for availability	LMA	C+25	
44	Issue Departure and Assessment Report, Job Management Availability or End of Availability Report as applicable	LMA	C+30	Provide copy to TYCOM, SUBMEPP.
45	Conduct Hotwash	LMA	C+30	
46	Issue Final Availability Work Package	SUBMEPP	C+180	Final AWP will be only published electronically on SUBMEPP website

APPENDIX I**AVAILABILITY PLANNING RESPONSE MESSAGE (SUBMARINES ONLY)**

FM USS (SHIP NAME AND HULL NO.)//
TO COMSUBRON (SQUADRON NO.)//
TYCOM (COMSUBLANT/COMSUBPAC)//
INFO FMA (ACTIVITY)//

BT

(CLASSIFICATION)//N04790//

MSGID/GENADMIN/COMSUBRON// (AS APPROPRIATE)

SUBJ: (SUBS) AVAILABILITY PLANNING READINESS FOR USS (SHIP NAME AND HULL NO.)//

REF/ (AS APPROPRIATE)//

RMKS/1. SHIP CONCURS WITH REF A WITH THE FOLLOWING EXCEPTIONS: (NONE OR LIST EXCEPTIONS BELOW)

A. SCHEDULE REQUIREMENTS SUCH AS:

1. REVIEW ALL ACTION ITEMS FROM AVAILABILITY PLANNING MESSAGE.
2. REVIEW SCHEDULE OF KEY EVENTS.
3. ABILITY TO CONDUCT 100HR TRANSITION PLANS.

B. SHIP MATERIAL PREPARATION

1. REPORT STATUS OF PARTS FOR SHIP'S FORCE WORK AND DESIRES FOR ISIC/TYCOM ASSISTANCE IN PROCUREMENT.
2. ENSURE ALL OUTSTANDING CASREPS, SUBS, ZOZZS, AND TDENTS ARE IDENTIFIED IN AVAILABILITY PLANNING MESSAGE.

C. SHIP'S FORCE INTEGRATED SCHEDULE:

1. MISCELLANEOUS PROGRAMS (CAL, SMALL VALVE MAINTENANCE, ETC.).
2. DRILLS AND TRAINERS THAT WILL AFFECT SHIP'S FORCE ABILITY TO SUPPORT PRODUCTION WORK.
3. PRESERVATION ZONES.
4. PLANNED MAINTENANCE (TO INCLUDE PMS, RPPMS, AND PMT/KMRCS).

D. CO'S REPORT OF READINESS OR CONCERNS:

1. COMMANDING OFFICER REVIEW ABOVE ITEMS AND AVAILABILITY PLANNING MESSAGE AND REPORT READINESS AND EXCEPTIONS TO TRANSITION TO AVAIL PERIOD.//

BT

NOTE: ENSURE MESSAGES ARE PER CURRENT MESSAGE FORMAT AND CURRENT PLAD IS UTILIZED.

APPENDIX J**MAJOR TRIAL AND INSPECTION MILESTONES FOR IDD AND PIRA AVAILABILITIES**

EVENT	COGNIZANCE	APPROXIMATE SCHEDULE	CORRESPONDING APPENDIX
A. Periodic Monitoring Inspections	ISIC or TYCOM Representative	Start to completion	
B. Pre-Criticality Inspection (2 Days - Nuclear Powered Submarines Only)	ISIC (Only required when the reactor has been shut down greater than 16 weeks)	Within 1 month of criticality	
C. Escort Recommendation (Message) or Waiver Request Message	TYCOM	Sea Trials - 28 days	Appendix B Para 4.9.9 for Waivers
D. NAVSEA Approval of Escort Waiver	NAVSEA	Sea Trials - 14 days	
E. Phase II Crew Certification and Material Inspection	ISIC or Crew Certification not required unless crew turnover greater than 15%. Material Inspection on a case by case basis	Prior to Fast Cruise	
F. Approve Sea Trials Agenda	ISIC	Prior to Fast Cruise (-7 to 14 days)	Guidelines in Appendix Q
G. Dock Trials (1 day or less)	CO of Ship	Sea Trials - 10 days	Guidelines in Appendix M
H. Audit REC, Departure from Specifications, URO MRCs (Formal Report Required)	ISIC	Sea Trials - 4 days	
I. Crew and Material Certification Message	ISIC	Sea Trials - 4 days	Appendix K
J. Supervising Authority SUBSAFE Certification Continuity Report	Supervising Authority	Sea Trials - 4 days	Reference (p), Paragraph 6.3.2.3.1
K. Readiness for Fast Cruise	CO of Ship	Sea Trials - 4 days	Appendix W
L. Grant Permission to Conduct Fast Cruise	ISIC	Sea Trials - 4 days	Appendix X

EVENT	COGNIZANCE	APPROXIMATE SCHEDULE	CORRESPONDING APPENDIX
M. Commence Fast Cruise	CO of Ship	Sea Trials - 3 days (1 to 2 days in duration)	Guidelines in Appendix N
N. Report Ship Readiness for Sea Trials	CO of Ship	Sea Trials - 1 day	Appendix Y
O. Message Update of Material Certification Status and Readiness for Sea Trials	ISIC	Sea Trials - 1 day	Appendix O
P. Authorization to Commence Sea Trials and Depth Authorization Message	TYCOM	Sea Trials - 1 day	Appendix P
Q. Commence Sea Trials	CO of Ship	0	Guidelines in Appendix Q
R. Daily Sea Trials Situation Report or Status Report	CO of Ship	At Least Daily During Sea Trials	Appendix F of Volume II, Part I, Chapter 3
S. Supervising Authority SUBSAFE Certification Continuity Report	Supervising Authority	Follow-On Sea Trials - 1 day	Reference (p), Paragraph 6.3.2.3.1
T. Report Ship Readiness for Follow-On Sea Trials	CO of Ship	Follow-On Sea Trials - 1 day	Appendix T
U. Update of Material Status prior to Follow-on Sea Trials.	ISIC	Follow-On Sea Trials - 1 day	Appendix U
V. TYCOM Authorization to Commence Follow-On Sea Trials and Depth Authorization	TYCOM	Follow-On Sea Trials - 1 day	Appendix V
W. Sea Trials Completion Message	CO of Ship to ISIC and TYCOM	+1 day After Sea Trials	Appendix L
X. URO Message	TYCOM	+1 day After Sea Trials	Appendix S

NOTE: UNLESS OTHERWISE INDICATED, SCHEDULE DATES ARE REFERENCED TO SEA TRIALS UNDERWAY DATE.

16 Oct 2019

APPENDIX K**SAMPLE ISIC MESSAGE TO TYCOM CONCERNING CREW CERTIFICATION AND MATERIAL CONDITION FOR FAST CRUISE AND SEA TRIALS FOR IDD OR PIRA AVAILABILITIES**

FM COMSUB<RON/GRU NO.>//
 TO COMSUB<LANT/PAC> <NORFOLK VA/PEARL HARBOR HI>//
 INFO <SUPERVISING AUTHORITY>//<CODES>//
 USS <SHIP NAME>//
 COMSUBGRU<NO.>//
 BT
 UNCLAS//N09094//
 MSGID/GENADMIN/COMSUB<RON/GRU NO.>//
 SUBJ/(SUBS) USS <SHIP NAME/HULL NO.> CREW AND MATERIAL CERTIFICATION//
 REF/A/DOC/COMUSFLTFORCOM/<DATE>//
 REF/B/DOC/NAVSEA/<DATE>//
 REF/C/DOC/NAVSEA/<DATE>//
 NARR/REF A IS COMUSFLTFORCOMINST 4790.3, JOINT FLEET MAINTENANCE MANUAL. REF B IS SUBMARINE SAFETY (SUBSAFE) REQUIREMENTS MANUAL, NAVSEA 0924-062-0010. REF C IS NAVSEA URO MRC TECHNICAL MANUAL//
 RMKS/1. CREW CERTIFICATION CONDUCTED AND SATISFACTORILY COMPLETED IAW REF A.
 2. IAW REFS A AND B, COMSUB<RON/GRU NO.> CERTIFIES THE SUBSAFE CERTIFICATION BOUNDARY OF <SHIP NAME/HULL NO.> INSTALLED, REPAIRED AND/OR TESTED BY FORCES AFLOAT IS SATISFACTORY FOR SEA TRIALS TO TEST DEPTH. ALL SUBSAFE CONTROLLED WORK PACKAGES ARE CLOSED. CERTIFICATION REQUIREMENTS OF REF B HAVE BEEN SUSTAINED FOR THE REMAINDER OF THE SUBSAFE CERTIFICATION BOUNDARY. ALL OTHER CONTROLLED WORK PERFORMED BY SHIP'S FORCE HAS BEEN COMPLETED AND SATISFACTORILY RETESTED AND THE APPROPRIATE WORK PACKAGES CLOSED.
 3. MATERIAL/SALVAGE CONDITION CERTIFIED READY FOR SEA UPON COMPLETION OF THE FOLLOWING CORRECTIVE ACTIONS:
 A.
 B.
 4. THERE ARE NO OUTSTANDING RECS. THE FOLLOWING DEPARTURES FROM SPECIFICATION ARE CURRENTLY OUTSTANDING:

<u>DEPARTURE NO.</u>	<u>TYPE</u>	<u>SYSTEM/COMPONENT</u>	<u>RESTRICTION (IF ANY)</u>
A.			
B.			

 5. ALL URO MRC AND MANDATORY TESTS/INSPECTIONS SPECIFIED IN REF C HAVE BEEN ACCOMPLISHED OR VERIFIED TO BE WITHIN THE REQUIRED PERIODICITY.
 6. COMSUB<RON/GRU NO.> REPORTS READINESS OF USS <SHIP NAME/HULL NO.> FOR COMMENCEMENT OF FAST CRUISE. CO USS <SHIP NAME/HULL NO.> CONCURS.//

16 Oct 2019

7. SUBJECT TO SATISFACTORY COMPLETION OF FAST CRUISE AND RESOLUTION OF MANDATORY DEFICIENCIES COMSUB<RON/GRU NO.> CONSIDERS USS <SHIP NAME/HULL NO.> MATERIAL CONDITION READINESS SATISFACTORY FOR COMMENCEMENT OF SEA TRIALS.//

BT

NOTE: ENSURE MESSAGES ARE PER CURRENT MESSAGE FORMAT AND CURRENT PLAD IS UTILIZED.

16 Oct 2019

APPENDIX L**SAMPLE SHIP MESSAGE TO ISIC AND TYCOM CONCERNING MATERIAL
CERTIFICATION UPON COMPLETION OF SEA TRIALS FOR IDD OR PIRA
AVAILABILITIES**

FM USS <SHIP NAME>//
 TO COMSUB<LANT/PAC> <NORFOLK VA/PEARL HARBOR HI>//
 COMSUB<RON/GRU NO.>//
 <SUPERVISING AUTHORITY>//<CODES>//
 INFO CNO WASHINGTON DC//
 COMNAVSEASYS COM WASHINGTON DC//
 COM<LANT/PAC>FLT <NORFOLK VA/PEARL HARBOR HI>//
 DIRSSP WASHINGTON DC//{FOR SSBN/SSGN}
 COMSUBRON ELEVEN//
 COMSUBGRU<NO.>//
 BT
 UNCLAS //N09094//
 GENADMIN/COMSUB<RON/GRU NO.>//
 SUBJ/(SUBS) USS <SHIP NAME/HULL NO.> SATISFACTORY COMPLETION OF SEA
 TRIALS//
 REF/A/DOC/ COMUSFLTFORCOM/<DATE>//
 NARR/REF A IS COMUSFLTFORCOMINST 4790.3, JOINT FLEET MAINTENANCE
 MANUAL, VOLUME II.
 RMKS/1. USS <SHIP NAME> REPORTS SATISFACTORY COMPLETION OF SEA
 TRIALS. ALL TESTING REQUIRED BY THE SEA TRIALS TEST AGENDA AND REF (A)
 HAVE BEEN COMPLETED. <OR REPORT ALL TESTING NOT COMPLETED PER NOTE
 1>.
 2. THERE WERE NO SUBSAFE DEFICIENCIES IDENTIFIED. <OR REPORT ALL
 SUBSAFE DEFICIENCIES>.
 3. THE <SUPERVISING AUTHORITY> TEST DIRECTOR CONCURS WITH THIS
 REPORT.
 BT

**NOTE 1: LIST ALL RE-ENTRIES TO MATERIAL CERTIFICATION BOUNDARY
 AND ALL WORK ON SYSTEMS AFFECTING RECOVERABILITY,
 SALVAGE, WATERTIGHT INTEGRITY, OR OPERATION OF SHIP'S
 CONTROL SURFACES WITH CORRECTIVE ACTION SINCE RELEASE
 FOR FAST CRUISE MESSAGE.**

**NOTE: ENSURE MESSAGES ARE PER CURRENT MESSAGE FORMAT AND
 CURRENT PLAD IS UTILIZED.**

APPENDIX M

DOCK TRIALS GUIDELINES FOR IDD OR PIRA AVAILABILITIES

1. Dock Trials. Ship's Force Dock Trials provide the opportunity to test and check out systems, components and portable equipment prior to the Fast Cruise training period simulating underway conditions. Although normally a period of one day is assigned for integrated Ship's Force Dock Trials, tests and evolutions performed in the one to two weeks prior to the Dock Trial date may be accepted by the CO as fulfilling the requirements of this paragraph. The purpose of Dock Trials is to afford the ship an opportunity to demonstrate that major systems and equipment is in fact ready to support Sea Trials. It is expected that individual equipment will have been satisfactorily tested prior to commencement of the integrated operational tests afforded by Ship's Force Dock Trials.

1.1 Supervising Authority. The industrial activity may desire to conduct machinery checkouts, or system checks prior to the Ship's Force Dock Trials in order to test the propulsion plant or other ship's systems. In order to support these evolutions, close liaison between the ship's CO and the industrial activity will be required. For these evolutions, completion of repairs or modifications to all ship's systems are not required except for those systems which directly support the proposed tests.

1.2 Scheduling of Tests. The scheduling of Ship's Force Dock Trials is flexible. Ship's Force Dock Trials may be scheduled by mutual agreement between the ship and the supervising authority but must take place prior to certification of crew or material readiness with adequate time allowed for collection of deficiencies discovered during the Ship's Force Dock Trials. Preparation of the agenda and schedule for the Dock Trials is the CO's responsibility.

1.3 Extent of Trials. Ship's Force Dock Trials are conducted by the Ship's Force and are normally unhampered by repair work. This applies to the entire ship not just the propulsion plant. The trials may be witnessed by the industrial activity.

1.3.1 Tests. The term test **must** include, where applicable:

- a. The review and use of a procedure for correct line-up, starting, operation and securing of systems or equipment.
- b. Rigging, connecting and using all hoses, fittings and devices required for the test evolution.
- c. Operation of systems in all modes, such as emergency, hand, override, cross-connected, normal, local, etc.
- d. Checking all electrical and mechanical, local and remote indicators for proper readings.
- e. Testing communications between normal control station and other locations involved in operating the system or performing the evolution.
- f. Calibration and adjustment of equipment, systems and devices where required.
- g. Inventory consumables, fittings, devices and portable test equipment to ensure that sufficient amounts are on board for proper operation throughout the trials.

1.3.2 Specific Test Areas. There are specific tests which relate to both systems and ship safety which must be conducted in preparation for Sea Trials.

- a. The following are specific alongside tests which **must** be conducted during Dock Trials:
- (1) Check the sound powered phone system between all stations.
 - (2) Check the announcing system between all stations.
 - (3) Test collision alarm and diving alarm.
 - (4) Test general alarm.
 - (5) Test each light on BCP.
 - (6) Test whistle.
 - (7) Check emergency lights.
 - (8) Operate all hydraulic plants using each installed pump.
 - (9) Conduct a complete air charge using only ship's compressors.
 - (10) Conduct a normal battery charge using ship's motor generator on shore power.
 - (11) Conduct low pressure blow of all Main Ballast Tanks (MBT). Thereafter conduct dockside operation portion of URO 022 (as appropriate).
 - (12) Flood sanitary tanks, then blow **or** pump them **as required**.
 - (13) Operate each main vent in hand and power. Following operation, with valves shut, conduct a controlled removal of MBT vent covers, one at a time, to check MBT vents for leaks.
 - (14) Operate the outboard induction in hand and power.
 - (15) Operate the diesel engine exhaust valve in hand and power.
 - (16) Operate inboard induction valves.
 - (17) Raise, train and lower periscopes, snorkel, radar and antenna masts and fairings as applicable.
 - (18) Test operation of radio transmitters and receivers on all antennas.
 - (19) Operate all sonar and radar equipment at rated conditions.
 - (20) Take and plot LORAN, OMEGA **and** NAVSAT fixes using each antenna.
 - (21) Test operation of drain pump using each bilge suction.
 - (22) Test operation of trim system and pump by pumping to and from each tank and by pumping to and from sea (if applicable).
 - (23) Calculate and enter the diving trim compensation.
 - (24) Test operation of portable submersible pump from each installed outlet.
 - (25) Fire inboard slugs from torpedo room.

- (26) Fire inboard slugs from weapons launch console.
- (27) Test magazine flooding system.
- (28) Operate each lube oil system including pumps, controllers, purifiers and indicators.
- (29) Start the Navigation System and gyrocompasses; determine that they settle out and take an azimuth; check all repeaters.
- (30) Check fresh water system, have water samples analyzed.
- (31) Test the capstans.
- (32) Test bow plane rigging (where applicable).
- (33) Test bow, sail and stern plane tilting in hand, normal power and emergency. Test normal and emergency plane angle indicators.
- (34) Test rudder in hand, normal and emergency power. Test normal and emergency rudder angle indicators.
- (35) Check alignment of periscopes, TBTs and all bearing and range repeaters.
- (36) Test the engine order telegraphs.
- (37) Test Automatic Bus Transfer Devices.
- (38) Operate each watertight door and hatch, each bulkhead flapper and each inter-compartment air salvage valve.
- (39) Check operation of escape hatch fittings.
- (40) Operate signal ejectors by impulse and hand using dummy signal. Fire water slugs from all launchers, both locally and remotely.
- (41) Turn on and check running lights for brightness and proper lenses (to be done at night).
- (42) Check Freon air conditioning system.
- (43) Check underwater log.
- (44) Check 400 Hz MG sets.
- (45) Check out galley equipment.
- (46) Check fathometer.
- (47) Check bilge flooding alarms.
- (48) Check dummy log.
- (49) Check ship service air system.
- (50) Check out vapor compressor distilling units.
- (51) Check anchor windlass and brake operation.
- (52) Check battery water system.

- (53) Check out atmosphere monitoring equipment, both installed and portable.
- (54) Operate oxygen generator, CO2 scrubbers, CO burners and emergency air breathing system.
- (55) If possible, lower, train, operate and raise the SPM.
- (56) Ensure that all required PMS to ship depth detectors is complete.
- (57) Test diesel engine high vacuum cut-out. Take altimeter to engine room or diesel generator room for test.
- (58) Check main propulsion.
- (59) Ensure seven-day supply of oxygen onboard, test operate the Electrolytic Oxygen Generator(s) (EOG).

APPENDIX N**FAST CRUISE REQUIREMENTS FOR IDD OR PIRA AVAILABILITIES**

1. Fast Cruise Requirements. Asterisk items are the minimum requirements for an IDD or PIRA availability:

a. All Ships:

- * (1) Station the maneuvering watch and check each system and piece of equipment for proper operation. (For availability less than six months duration, system and equipment checks are not required.)
- * (2) Station the normal underway watch (section watches).
 - (3) Simulate getting underway and return to port (day and night).
- * (4) Walk through all major Sea Trial evolutions, including cycling of hull and back-up valves to be tested during the deep dive.
- * (5) Exercise the reduced visibility detail.
- * (6) Rig for Emergency Ventilate.
 - (7) Spot check storage and availability of spare parts and tools. Verify adequacy of stores and provisions.
- * (8) Rig for dive and rig for surface.
- * (9) Simulate diving and surfacing.
- * (10) Rig for deep submergence.
 - (11) Rig for various quiet conditions.
 - (12) Drill at loss of power to various circuits including lighting, communications, 400 Hz power, etc.
 - (13) Battery charge - Normal or equalizer as required.
- * (14) Conduct the following emergency drills:
 - * (a) Fire.
 - * (b) Collision.
 - * (c) Flooding.
 - * (d) Toxic Gas.
 - (e) Abandon Ship.
 - * (f) Man Overboard.
 - (g) Submarine Escape.
 - (h) Loss of AC Power.
 - (i) Emergency Ventilation.
 - (j) Loss of Air Conditioning.

- (k) Loss of Lighting.
 - (l) Loss of Interior Communications.
 - (15) Exercise the crew at battle stations.
 - (16) Conduct communications and ECM drills.
 - * (17) Conduct an air charge to all air banks. (For availabilities less than six months duration, conduct an air charge.)
 - * (18) Bleed oxygen and ventilate ship. Ensure a seven-day supply of oxygen is onboard and EOGs are fully operational. Ships without EOGs may provide a seven-day supply of oxygen in O2 candle form and have oxygen banks inerted until after availability completion.
 - (19) Anchor.
 - (20) Operate atmosphere control equipment and take air samples.
 - * (21) Check out all interior communications circuits, including battle telephones.
 - (22) Simulate submerged patrol, performing all evolutions and operating equipment normally used.
 - * (23) Operate freshwater **and** seawater heat exchangers at sufficient load to verify proper operation (not fouled with marine growth).
 - (24) Nuclear powered submarines **must** meet all requirements of reference (r), Appendix D, Part 3.
- b. Additional requirements for SSBN **and** SSGNs. SSBN **and** SSGNs **must** conduct exercises in casualties to missile tube breather valves which would result in:
- (1) Flooding.
 - (2) Introducing toxic gases into the missile compartment from gas generators.

16 Oct 2019

APPENDIX O**SAMPLE ISIC MESSAGE TO TYCOM CONCERNING FINAL MATERIAL
CERTIFICATION PRIOR TO SEA TRIALS FOR IDD OR PIRA AVAILABILITIES**

FM COMSUB<RON/GRU NO.>//
 TO COMSUB<LANT/PAC> <NORFOLK VA/PEARL HARBOR HI>//
 INFO COMSUBRON ELEVEN//
 COMSUBGRU <NO.>//
 USS <SHIP NAME>//
 <SUPERVISING AUTHORITY>//<CODES>//
 BT
 UNCLAS //N09094//
 GENADMIN/COMSUB<RON/GRU NO.>//
 SUBJ/(SUBS) USS <SHIP NAME/HULL NO.> MATERIAL CERTIFICATION/ READINESS
 FOR SEA TRIALS//
 REF/A/DOC/ COMUSFLTFORCOM/<DATE>//
 REF/B/RMG/COMSUB<RON/GRU NO.>/<DTG>//{ APPENDIX K}
 REF/C/RMG/USS<SHIP NAME>/<DTG>//{ APPENDIX Y}
 REF/D/DOC/NAVSEA /<DATE>//
 NARR/REF A IS COMUSFLTFORCOMINST 4790.3, JOINT FLEET MAINTENANCE
 MANUAL, VOLUME II. REF B IS COMSUB<RON/GRU NO.> REPORT OF CREW
 CERTIFICATION AND MATERIAL CONDITION FOR FAST CRUISE AND SEA TRIALS.
 REF C IS SHIP REPORT OF COMPLETION OF FAST CRUISE AND READINESS FOR
 SEA TRIALS. REF D IS NAVSEA 0924-062-0010, SUBMARINE SAFETY (SUBSAFE)
 REQUIREMENTS MANUAL.
 RMKS/1. IAW REFS A AND D, THIS MSG CERTIFIES THAT NO MANDATORY
 DEFICIENCIES FOR SEA TRIALS HAVE BEEN IDENTIFIED AS REPORTED IN REF B
 AND C. THERE HAVE BEEN NO RECS OPENED AND NO SUBSAFE DEPARTURES
 FROM SPECIFICATION PROCESSED SINCE THE START OF FAST CRUISE. <OR,
 REPORT ANY MANDATORY DEFICIENCIES DISCOVERED WITH CORRECTIVE
 ACTION, AND IF RECS AND/OR DEPARTURES FROM SPECIFICATIONS WERE
 PROCESSED SINCE THE START OF FAST CRUISE, REPORT ALL RECS OPENED
 SINCE THE START OF FAST CRUISE ARE CLOSED AND/OR ALL SUBSAFE
 DEPARTURES FROM SPECIFICATIONS PROCESSED SINCE THE START OF FAST
 CRUISE ARE RESOLVED.> (NOTE 1.)
 2. THERE ARE NO SUBSAFE DEPARTURES FROM SPECIFICATIONS WITH
 CONDITIONS WHICH HAVE NOT BEEN SATISFIED. THE FOLLOWING ADDITIONAL
 DEPARTURES FROM SPECIFICATIONS WERE GENERATED SUBSEQUENT TO REF B.
 <If None, indicate NONE>

<u>DEPARTURE NO.</u>	<u>TYPE</u>	<u>SYSTEM/COMPONENT</u>	<u>RESTRICTION (IF ANY)</u>
A.			
B.			

 3. REQUEST PERMISSION TO COMMENCE SEA TRIALS. CO <SHIP NAME/HULL
 NO.> CONCURS//
 BT

NOTE 1: LIST ALL RE-ENTRIES TO MATERIAL CERTIFICATION BOUNDARY AND ALL WORK ON SYSTEMS AFFECTING RECOVERABILITY, SALVAGE, WATERTIGHT INTEGRITY, OR OPERATION OF SHIP'S CONTROL SURFACES WITH CORRECTIVE ACTION SINCE RELEASE FOR FAST CRUISE MESSAGE.

NOTE: ENSURE MESSAGES ARE PER CURRENT MESSAGE FORMAT AND CURRENT PLAD IS UTILIZED.

16 Oct 2019

APPENDIX P

**SAMPLE TYCOM MESSAGE TO SHIP CONCERNING SEA TRIALS DEPTH
AUTHORIZATION
FOR IDD OR PIRA AVAILABILITIES**

FM COMSUB<LANT/PAC> <NORFOLK VA/PEARL HARBOR HI>//
 TO USS <SHIP NAME>//
 INFO CNO WASHINGTON DC//
 COMNAVSEASYS COM WASHINGTON DC//
 COM<LANT/PAC>FLT <NORFOLK VA/PEARL HARBOR HI>//
 DIRSSP WASHINGTON DC// {For SSBN/SSGN only}
 COMSUBGRU <NO.>//
 COMSUBRON< NO.>//
 <SUPERVISING AUTHORITY>//<CODES>//
 BT
 UNCLAS //N09094//
 MSGID/GENADMIN/COMSUB<LANT/PAC>//
 SUBJ/(SUBS) USS <SHIP NAME/HULL NO.> SEA TRIALS DEPTH AUTHORIZATION//
 REF/A/DOC/<SUPERVISING AUTHORITY>/<DATE>//
 REF/B/RMG/ COMSUB<RON/GRU NO.>/<DTG>//{APPENDIX Y}
 REF/C/RMG/ USS <SHIP NAME>/<DTG>//{APPENDIX X}
 NARR/ REF A IS <SUPERVISING AUTHORITY> SUBSAFE CERTIFICATION
 CONTINUITY REPORT FOR <SHIP NAME/HULL NO.>. REF B IS COMSUB<RON/GRU
 NO.> REPORT OF MATERIAL CONDITION OF SHIP NOT WORKED BY THE
 SHIPYARD. REF C IS SHIP REPORT OF SATISFACTORY COMPLETION OF FAST
 CRUISE
 RMKS/1. REF A CERTIFIED THE SUBSAFE MATERIAL CONDITION OF THOSE PARTS
 OF USS <SHIP NAME/HULL NO.> INSTALLED, REPAIRED AND/OR TESTED BY THE
 SHIPYARD IS SATISFACTORY FOR SEA TRIALS TO TEST DEPTH.
 2. REF B CONFIRMS THAT THE CERTIFICATION OF THE REMAINDER OF ITEMS
 WITHIN THE SUBSAFE CERTIFICATION BOUNDARY OF USS <SHIP NAME/HULL
 NO.> HAS BEEN SUSTAINED. ACCORDINGLY, THE STATUS OF THE SUBSAFE
 CERTIFICATION BOUNDARY OF USS <SHIP NAME/HULL NO.> IS SATISFACTORY
 FOR SEA TRIALS TO TEST DEPTH.
 3. REF B AND C REPORTED COMPLETION OF FAST CRUISE AND READINESS TO
 PROCEED ON SEA TRIALS.
 4. USS <SHIP NAME/HULL NO.> IS AUTHORIZED TO DIVE UNDER DELIBERATE
 AND CONTROLLED CONDITIONS TO <SPECIFIED DEPTH>.
**NOTE: IF AN UNSATISFACTORY CONDITION OR SEAWATER LEAKAGE IN
 EXCESS OF THE SPECIFICATION IS FOUND DURING THE CONDUCT OF
 THE CONTROLLED DIVE TO TEST DEPTH, AT THE DISCRETION OF
 THE COMMANDING OFFICER THE SHIP MAY CONTINUE TO TEST
 DEPTH UNLESS THE COMMANDING OFFICER DETERMINES IT
 APPROPRIATE TO ABORT THE DIVE.**
 5. THIS DEPTH AUTHORIZATION IS AUTOMATICALLY SUSPENDED UPON RE-
 ENTRY TO THE SUBSAFE CERTIFICATION BOUNDARY OR CASUALTY AFFECTING

16 Oct 2019

RECOVERABILITY, SALVAGE, WATERTIGHT INTEGRITY, OR OPERATION OF SHIP'S CONTROL SURFACES. THE SHIP **MUST** NOT OPERATE AT A DEPTH GREATER THAN 200 FEET UNTIL RE-ENTRY IS CERTIFIED. TYCOM APPROVAL IS REQUIRED PRIOR TO COMMENCING A SUBSEQUENT DEEP DIVE TO CERTIFY WORK ACCOMPLISHED TO CORRECT SUBSAFE DEFICIENCIES DISCOVERED DURING THE SEA TRIAL UNLESS SPECIFICALLY ADDRESSED IN THE SEA TRIAL AGENDAS.//

BT

NOTE: ENSURE MESSAGES ARE **PER CURRENT MESSAGE FORMAT AND CURRENT PLAD IS UTILIZED.**

APPENDIX Q

MINIMUM SEA TRIALS REQUIREMENTS FOR IDD OR PIRA AVAILABILITIES

1. Sea Trial Agenda. This Appendix delineates the minimum requirements incident to Sea Trials following an IDD or PIRA availability. Additional events listed in Appendix O of Part I, Chapter 3, of this volume. Minimum Sea Trials Requirements for Chief of Naval Operations Availabilities Greater Than Six Months Duration (Submarines only), may be included by the repair activity based on the scope of work accomplished or as desired by the CO.
2. Sea Trial Policy. The following policies apply to conduct of trials and tests associated with IDD or PIRA availabilities:
 - a. No test or trial event **must** be conducted that requires crew intervention to avoid exceeding normal operating limits. Trial agendas will be based on the expectation that the ship will remain within normal operating limits of the SOE and at angles of less than 30 degrees.
 - b. Any run which will result in exceeding normal operating limits of the SOE or 30 degree angles but which is essential to provide adequate test data must be specifically approved by the TYCOM. The test **or** trial sponsor will obtain this permission.
 - c. A violation of the SOE limit or exceeding a 30-degree angle, not previously approved, should be reported by unit Situation Report. The TYCOM will resolve the situation.
 - d. Specific written approval by the TYCOM is not required to operate outside the upper limits of the SOE, i.e., shallow and fast, while conducting the following operations during Sea Trials or tests **following** an agenda approved by the ISIC, NAVSEA or higher authority:
 - (1) Conducting full power runs or cavitation curves.
 - (2) NAVSEA sponsored acoustic trials **following a** Naval Surface Warfare Center, Carderock Division acoustic trial agenda.
 - e. In cases where troubleshooting is required, it must meet the following criteria or a formally approved change to the agenda is mandatory.
 - (1) The troubleshooting does not violate any policy listed in paragraphs 2.a through 2.e of this Appendix or any other requirement of the trial agenda.
 - (2) The troubleshooting will not result in the ship being in a certain condition before that condition is reached during the normal testing sequence. For example, troubleshooting requiring the ship to be deeper than 200 feet cannot be done until after the deep dive. Likewise, troubleshooting requiring large angles or turn rates cannot be done until after the completion of the steering and diving operational tests and the large angle tests.
 - f. Each person involved in Sea Trials should be allowed to obtain a minimum of six hours of continuous, uninterrupted sleep during any 24-hour period.
3. Testing Phase. The Sea Trials should be scheduled and phased to support actions en route to the test dive area, in the test dive area, prior to the deep dive, etc., subject to the amplifying notes.

- a. The following tests and evolutions **must** be carried out on the surface en route to the test dive area and prior to the initial tightness dive:
- (1) Underway. Rig for dive.
 - (2) Ship's Force instruct Sea Trials riders on the proper use of Emergency Air Breathing System.
 - (3) At slow speed, conduct operational test of rudder in all modes (local and remote) **per** applicable class operating procedures.
 - (4) Navigation system check. Takes fixes by all means available and compare.
 - (5) Test underwater log(s) using the base course **or** reciprocal course method (i.e., inertial reference method) or other approved functional procedures to determine accuracy.
 - (6) Test accuracy of all bearing transmitters and indicators. Compare sonar, visual and radar bearings.
 - (7) Check operation of all radars. Demonstrate accuracy by conducting simultaneous radar and visual plot.
 - (8) Inspect stern tube packing gland **and** seals and circulating water flow for excessive heating, leakage and audible noise.
 - (9) Test fathometer(s) and compare with charted soundings.
 - (10) Run ahead, at maximum allowable surface speed, long enough for temperatures to reach a stable value. After readings have stabilized, at maximum allowable surface speed, operate the rudder through full throw in each direction, in all remote modes of operation.
 - (11) Ahead, at maximum allowable surface speed, to back emergency.
For SSBN **or** SSGN 726 Class only - Answer ahead standard. Once ship speed has stabilized, perform back emergency for 5 minutes.
 - (12) Run astern up to a back full bell. Full power run astern to be within the main engine limits of the applicable Steam and Electric Plant Manual.
For SSBN **or** SSGN 726 Class only - Run astern up to a back full bell for 5 minutes, followed by 60 SRPM for 5 minutes. (See Note 1.)
 - (13) Check operation and accuracy of ship's gyro compass.
 - (14) Rendezvous with escort, if an escort is required. Conduct radio and sonar communications checks (See Note 2).
 - (15) Rig out bow planes, if applicable. Test bow, fairwater and stern planes in all modes.
 - (16) Flood variable tanks to computed compensation less a safety factor.
 - (17) Operate trim and drain pumps.
 - (18) Test variable ballast system for proper operation.

- (19) Perform a low pressure, normal and EMBT blow for as long as necessary to verify system operability. A static blow **must** not be used to test the EMBT blow system. For SSN 23 only: Perform an MBT 6 normal blow from the BCP for a minimum duration of 2 seconds to verify that air flows into MBT 6 as indicated by a reduction in air bank pressure.
 - (20) Check that initial EMBT Blow system actuating air pressure and air bank pressure is within +0 PSIG, -200 PSIG of nominal operating air pressure.
 - (21) Ensure all MBT blow systems are in a normal line up configuration.
 - (22) Additional requirements may be imposed at the discretion of the CO.
- b. The following tests and evolutions **must** be carried out immediately prior to or during the initial tightness dive:
- (1) Obtain navigational fix and take sounding. Maximum depth of water is 400 feet as specified in reference (g).
 - (2) Rig ship for deep submergence. Line up propulsion plant for maximum reliability. All systems **must** be in the maximum secure condition with unnecessary sea systems isolated (See Note 3).
 - (3) Station additional personnel throughout the ship to inspect for leaks.
 - (4) Transmit commencing initial tightness dive message. Submerge the ship per the Ship Systems Manual Operating Procedures. If desired to conduct periscope depth tests, the ship may be submerged to periscope depth.
 - (5) Check operation of ship control systems, including depth indication (See Note 4).
 - (6) When escort is required, communicate with escort on RAC **or** WQC at each depth increment or at 10-minute intervals, whichever is sooner. If communications are lost, return to depth at which communications can be established before continuing (See Note 2).
 - (7) All hands inspect for leaks and report them.
 - (8) Inspect the discharge of all automatic drains in each EMBT Blow quadrant for seawater leakage prior to the first dive when the ballast tanks are flooded (e.g., at periscope depth).
 - (9) At periscope depth, operate all masts checking optics and leakage. Observe speed and depth restrictions for masts without violation of the SOE (See Note 5). Event may be performed following initial dive, if sea state prevents operation at periscope depth.
 - (10) Test operation of trim and drain system discharging to sea.
 - (11) If not at 150 feet for SSN 688 Class submarines (155 feet for SSN 774 Class submarines), (160 feet for SSBN **and** SSGN 726 and SSN 21 Class submarines), proceed to 150 feet for SSN 688 Class submarines (155 feet for SSN 774 Class submarines), (160 feet for SSBN **and** SSGN 726 and SSN 21

Class submarines) and obtain SAT 1/3 trim **per** the Ship's Operating Manual. Take readings as required to make a check of ballasting.

- (12) At 200 feet:
 - (a) Adjust trim (See Note 6).
 - (b) Inspect for leaks.
 - (c) Communicate with escort at each depth increment or at 10-minute intervals, whichever is sooner. If communications are lost, return to depth at which communications can be re-established before continuing (See Note 2).
- (13) At 200 feet, **per** reference (s):
 - (a) Check accuracy of gauges and repeaters (See Note 4).
 - (b) Evaluate signal ejectors or launchers. Conduct operational test of each by hand and impulse methods, as applicable (See Note 7).
 - (c) Check shafting bearings and stern tubes for excessive heating, leakage and noise. Main shaft seals must be tested at each depth specified in reference (s) testing one seal for 20 minutes, and shifting to the other seal. Test the second seal for 20 minutes or until the boat is ready to go to the next depth, whichever comes first.
 - (d) Cycle rudder and planes through full throw at slow speed to check for binding.

NOTE: REQUIRED SYSTEMS ARE LISTED IN PARAGRAPH 4b OF REFERENCE (s). OBSERVE RESTRICTIONS ON OPERATION OF SYSTEMS LISTED IN PARAGRAPH 4d OF REFERENCE (s).

- (e) Operate all Main and Auxiliary Sea Water hull and back-up valves and those other seawater system valves worked during the availability (using remote closures, as applicable, from flooding control stations) that are required to maintain propulsion and other functions vital to the ship's operation.
 - (f) Operate Trim and Drain pumps, discharging to sea.
 - (g) Cycle main ballast tank vents to check for binding. Main ballast tank vents will be cycled hydraulically except at test depth where they will be cycled manually.
- (14) Test the SPM (See Note 13 in Appendix O of Part I, Chapter 3 of this volume).
 - (15) Additional requirements may be imposed at the discretion of the CO.
- c. The following tests and evolutions **must** be carried out following the initial tightness dive and prior to the deep dive:
- (1) Transmit initial tightness dive complete message (See Note 12).
 - (2) A minimum of six hours of ISE submerged for crew training.

- (3) Charge air banks and battery as necessary. The ship may be submerged while charging air banks provided the depth of the ship does not exceed other guidelines in this instruction, or those of the flooding bill or ship's operating procedure.
 - (4) If escort is required, detach escort after initial tightness dive. Escort will then proceed to station for deep dive. Ensure that deep dive rendezvous time and location are clearly established before escort is released. The escort may be retained for additional testing during the transit as described in Part I, Chapter 3, Appendix P of this volume. Transit depths **must** not exceed depth as described in Part I, Chapter 3, Appendix P of this volume.
 - (5) Additional requirements may be imposed at the discretion of the CO.
- d. The following tests and evolutions **must** be carried out immediately prior to or during the deep dive:
- (1) Check that initial EMBT Blow system actuating air pressure and air bank pressure is within +0 PSIG, -200 PSIG of nominal operating air pressure.
 - (2) Verify MBT systems lined up for normal operation.
 - (3) Take sounding. Accurately fix ship's position within the specified dive area **per** reference (g). Transmit commencing deep dive message.
 - (4) Proceed to normal submergence depth and obtain a 1/3 speed trim. Use conservative angles and speed on initial dive.
 - (5) Trim ship to maintain neutral buoyancy (See Note 6).
 - (6) Rig ship for deep submergence. Line up propulsion plant for maximum reliability. All systems **must** be in the maximum secure condition with unnecessary sea systems isolated (See Note 3).
 - (7) Station additional personnel throughout the ship to inspect for leaks.
 - (8) At 400 feet and then in increments of 100 feet descending to one-half the maximum operating depth and every 100 feet or other lesser specified increments thereafter down to the maximum authorized operating depth:
 - (a) Adjust trim (See Note 6).
 - (b) Inspect for leaks.
 - (c) Communicate with escort (if escort required) at each 100-foot depth increment or at 10-minute intervals, whichever is sooner. If communications are lost, return to a depth at which communications can be re-established before continuing (See Note 2).
 - (9) At depths listed for hull valve cycling in reference (s) including the maximum authorized operation depth:
 - (a) Check accuracy of gauges and repeaters (See Note 4).
 - (b) Evaluate signal ejectors or launchers. Conduct operational test of each

by hand and impulse methods, as applicable (See Note 7).

- (c) Check shafting bearings and stern tubes for excessive heating, leakage and noise. Main shaft seals must be tested at each depth specified in reference (s) testing one seal for 20 minutes, and shifting to the other seal. Test the second seal for 20 minutes or until the boat is ready to go to the next depth, whichever comes first.
- (d) Cycle rudder and planes through full throw at slow speeds to check for binding. Cycling of rudder and planes through full throw **must** be limited to 90 % of test depth. For SSN 21 Class follow the specific Sea Trial Agenda.

NOTE: REQUIRED SYSTEMS ARE LISTED IN PARAGRAPH 4b OF REFERENCE (s). OBSERVE RESTRICTIONS ON OPERATION OF SYSTEMS LISTED IN PARAGRAPH 4d OF REFERENCE (s).

- (e) Operate all Main and Auxiliary Sea Water hull and back-up valves and those other seawater system valves worked during the availability (using remote closures, as applicable, from flooding control stations) that are required to maintain propulsion and other functions vital to the ship's operation at increments of depth specified in reference (s).

NOTE: TRASH DISPOSAL UNITS (TDU) WITH BALL VALVES WILL NOT BE OPERATED BELOW 200 FEET. TDUs WITH FLAPPER VALVES WILL NOT BE OPERATED BELOW 150 FEET.

- (f) Operate trim and drain pumps, discharging to sea.
 - (g) Cycle main ballast tank vents to check for binding. Main ballast tank vents will be cycled hydraulically except at test depth where they will be cycled manually.
- (10) Surface fully with EMBT blow **per** applicable URO MRC. Check air bank pressures before and after blow. For SSN 23 only: Perform an MBT 6 normal blow from the BCP until MBTs 6A and 6B are blown to residual water levels.
 - (11) Transmit completion of deep dive message (See Note 12).
 - (12) Additional requirements may be imposed at the discretion of the Commanding Officer.
- e. The following tests and evolutions **must** be carried out submerged following the deep dive:
 - (1) Full power run (See Notes 8, 9 and 10).
 - (2) Emergency stop (See Notes 9 and 10).
 - (3) Steering and diving operation at full speed (See Note 11).
 - (4) Steep angles - operate ship through several depth changes using large up and down angles. Check operation of ship machinery (See Note 9).

- (5) Time raising each periscope and mast at maximum depth and speed for which they are designed. Check training feature where applicable.
- (6) Run and observe air conditioning plants throughout trials noting deficiencies. Operate the Lithium Bromide air conditioning plant (if installed) to demonstrate ability to carry entire maximum existing ship's air conditioning load or 100 percent capacity.
- (7) **Shoot water slugs from all torpedo tubes (See Note 13).**
- (8) Additional requirements may be imposed at the discretion of the Commanding Officer.

4. Sea Trial Conclusion. At the conclusion of Sea Trials, and based on a review of Sea Trial deficiencies and TYCOM concurrence, the submarine may transit to a port other than the overhauling activity. During this transit the submarine **must** not operate at depths greater than 400 feet (one-half test depth plus fifty feet for SSN 688 class), and **must** not be released for unrestricted operations until all RECs are closed and any deficiencies identified during the controlled dive to test depth have been reported and reviewed by the TYCOM and specific TYCOM approval for URO is granted.

NOTES

1. For SSBN **and** SSGN 726 Class submarines only - This surface evolution, full power run astern, **must** be conducted only if maintenance was accomplished on the reduction gears, the astern throttle(s) or the main shaft thrust bearing.
2. In the execution of any Sea Trial, whether escorted or not, submarine COs are reminded of their responsibility to communicate with escorts, shore authorities, **or both**, within the prescribed previously agreed upon time limits to avoid initiation of lost submarine procedures.
3. Reference (s) [C9094.2 (Series)] prescribes procedures for system operation during the deep dive.
4. Compare all depth and pressure gauges. Depth and pressure gauges should be checked as soon as each next specified depth is reached.
5. Any evolutions (e.g., mast testing, propeller cavitation data collection, etc.) required by the Sea Trial Agenda, which violate the ship's SOE, must be approved by the TYCOM prior to Sea Trials, **per** paragraph 2 of this Appendix.
6. Deep dive should be conducted using moderate speed and constantly adjusting trim at depths indicated in paragraphs 3.b.(12)(a) and 3.d.(8)(a) of this Appendix, to maintain neutral buoyancy. Moderate speed **must** be defined as that range of speed that allows the ship to recover from a loss of stern plane control or flooding casualty or as otherwise directed by NAVSEA.
7. Integrity of launchers or signal ejectors **must** be established by admitting sea pressure through equalizing lines or flooding connection and the muzzle valve **or** door operated before conducting operational tests. Shoot water slugs from specified launchers or signal ejectors at depths specified by reference (s). Shoot pyrotechnics on initial dive and at test depth on deep dive only if work was

accomplished on the launchers or signal ejectors or if an escort vessel is required for the trial.

8. Run full power submerged for at least two hours. Operate at minimum non-cavitating depth, but not to exceed 400 feet, **per** reference (g); water depth is not limited for this event.
9. Note that the required sequence of events is initial dive, deep dive, full power run submerged, back emergency, then high-speed maneuverability, and steep angle tests. Initial high-speed ship control tests, steep angle tests and exercises at major casualties **must** be conducted in water that does not exceed one and one-half times design test depth.
10. The submerged full power run with an ahead flank bell is to be terminated with a back emergency bell, consistent with current Main Propulsion Operating Limits (shaft torque is not a limiting factor in this test). The duration of the back emergency bell will be limited to 45 seconds, to be followed immediately by an appropriate ahead bell. The 45-second limit will:
 - a. Standardize the crash-back requirements throughout the submarine force.
 - b. Provide a backing transient similar to that experienced in response to a stern plane jam.
 - c. Be short enough that no ship will gather sternway.

For SSBN **and** SSGN 726 Class submarines only - The submerged full power run with an ahead flank bell is to be terminated by reducing the bell to ahead standard until speed stabilizes. The ship is then to conduct a back emergency bell consistent with current Main Propulsion Operating Limits (shaft torque is not a limiting factor in this test). The duration of the back emergency bell will be limited to 45 seconds, to be followed by an appropriate ahead bell. The 45-second limit will avoid developing sternway.

11. At maximum safe speed, operate the rudder and planes through full throw in both directions, in all remote modes of operation.
12. If required, perform resistance measurement checks of communication antennas **per** Volume IV, Chapter 22, paragraph 22.4 of this manual.
13. **Shoot water slugs at a speed and depth defined by the Commanding Officer unless otherwise specified in the Sea Trial Agenda.**

APPENDIX R
SUBMARINE SEA TRIAL SITUATION REPORT
(SITREP)

FM USS <SHIP NAME>//
 TO COMSUB<LANT/PAC> <NORFOLK VA/PEARL HARBOR HI>//
 INFO CNO WASHINGTON DC//
 COM<LANT/PAC>FLT <NORFOLK VA/PEARL HARBOR HI>//
 COMNAVSEASYS COM WASHINGTON DC//
 DIRSSP WASHINGTON DC// {For SSBN/SSGN Only}
 <SUBOPAETH>// {IF OTHER THAN PARENT TYCOM}
 COMSUBRON ELEVEN//
 COMSUBGRU <NO.>//
 COMSUB<RON/GRU NO.>//
 <SUPERVISING AUTHORITY>//<CODES>//
 (OTHER UNITS IN AREA IF APPLICABLE)//
 BT
 UNCLAS //N09094//
 MSGID/GENADMIN/USS <SHIP NAME>//
 SUBJ/(TYPE AVAILABILITY) SITREP (SEQUENTIAL NUMBER)//
 REF/A/DOC/COMUSFLTFORCOM/<DATE>//
 REF/B/DOC/AS APPLICABLE/<DATE>//
 NARR/ REF A IS COMUSFLTFORCOMINST 4790.3, JOINT FLEET MAINTENANCE
 MANUAL, VOLUME II.
 RMKS/1. CO'S SUMMARY, EVENTS 1-9 COMPLETED WITH THE FOLLOWING
 DEFICIENCIES NOTED:
 A. SUBSAFE/URO DEFICIENCIES.
 1) #1 SCOPE HULL GLAND LEAK 1 DPM AT 20% TD
 2) TDU VENT, TD-104 LEAKS 3 DPM AT 65% TD.
 3) STERN PLANES AUX ANGLE INDICATOR ON BCP DOES NOT ILLUMINATE, URO-
 16
 B. NON-SUBSAFE/URO DEFICIENCIES.
 1) SCULLERY DRAIN LEAKING AT FITTING F-18, 27 DPM
 2) 3 FLOOR TILES IN CREWS MESS LIFTED AFFECTING SANITATION
 3) CO HOT WATER SHOWER RECIRC PUMP FAILED

2. PREVIOUS DEFICIENCIES REPORTED AND STATUS.
 (LIST ALL PREVIOUS DEFICIENCIES AND CURRENT STATUS-THE GOAL IS TO
 CAPTURE THE COMPLETE MATERIAL CONDITION IN EACH MESSAGE) STATUS =
 REPAIRED (REP), CORRECTIVE ACTION REQUIRED (CAR), NOT APPLICABLE (NA)

EXAMPLE –

- 1) SCULLERY DRAIN LEAKING AT FITTING F-18, 27 DPM -REP
- 2) 3 FLOOR TILES IN CREWS MESS LIFTED AFFECTING SANITATION - CAR

16 Oct 2019

- 3) CO HOT WATER SHOWER RECIRC PUMP FAILED - CAR
- 4) #1 SCOPE HULL GLAND LEAK 1 DPM AT 20% TD - CAR
- 5) TDU VENT, TD-104 LEAKS 3 DPM AT 65% TD - CAR
- 6) STERN PLANES AUX ANGLE INDICATOR ON BCP DOES NOT ILLUMINATE, URO-16 - REP

3. ADDITIONAL INFO.

- 1) DESCRIBE ANY ADDITIONAL INFO DESIRED OR LIST "NONE".
4. TYCOM, NAVSHIPYD, AND NAVSEA REPS CONCUR-DO NOT CONCUR (AS APPROPRIATE).//

BT

NOTE: ENSURE MESSAGES ARE PER CURRENT MESSAGE FORMAT AND CURRENT PLAD IS UTILIZED.

APPENDIX S

SAMPLE TYCOM MESSAGE TO SHIP CONCERNING URO FOR IDD OR PIRA
AVAILABILITIES

FM COMSUB<LANT/PAC> <NORFOLK VA/PEARL HARBOR HI>//
TO USS <SHIP NAME>//
INFO CNO WASHINGTON DC//
COMNAVSEASYS COM WASHINGTON DC//
COM<LANT/PAC>FLT <NORFOLK VA/PEARL HARBOR HI>//
DIRSSP WASHINGTON DC//{FOR SSBN/SSGN}
COMSUBGRU <NO.>//
COMSUB<RON/GRU NO.>//
<SUPERVISING AUTHORITY>//
BT
UNCLAS //N09094//
MSGID/GENADMIN/COMSUB<LANT/PAC>//
SUBJ/(SUBS) UNRESTRICTED OPERATION OF USS <SHIP NAME/HULL NO.>//
REF/A/RMG/ USS <SHIP NAME>/<DTG>//
REF/B/DOC/COMUSFLTFORCOMINST 4790.3//
REF/C/DOC/ NAVSEA 0924-062-0010//
NARR/REF A IS USS <SHIP NAME> MSG CONCERNING COMPLETION OF SEA
TRIALS. REF B IS THE JOINT FLEET MAINTENANCE MANUAL. REF C IS THE
SUBMARINE SAFETY
(SUBSAFE) REQUIREMENTS MANUAL.//
RMKS/1. REF A REPORTED THE SATISFACTORY COMPLETION OF SEA TRIALS
WITH NO SUBSAFE DEFICIENCIES IDENTIFIED. (IF SPECIFIC SUBSAFE
DEFICIENCIES WERE IDENTIFIED BUT WERE NOT DEEP DIVE RETEST FAILURES
LIST SPECIFICS - DEEP DIVE TEST FAILURES WILL REQUIRE A FOLLOW-ON SEA
TRIALS)
2. TYCOM AUTHORIZES, USS <SHIP NAME/HULL NO.> TO CONDUCT OPERATIONS
TO <SPECIFIED> DEPTH, SUBJECT TO THE FOLLOWING RESTRICTIONS: <LIST
RESTRICTIONS IF THEY EXIST OR STATE "NONE">.
3. CONTINUED CERTIFICATION FOR OPERATIONS TO TEST DEPTH IS SUBJECT TO
COMPLIANCE WITH REF B AND REF C.
BT

**NOTE: ENSURE MESSAGES ARE PER CURRENT MESSAGE FORMAT AND
CURRENT PLAD IS UTILIZED.**

APPENDIX T

SAMPLE SHIP MESSAGE TO TYCOM CONCERNING READINESS FOR FOLLOW-ON SEA TRIALS FOR IDD OR PIRA AVAILABILITIES

FM USS <SHIP NAME>//
 TO COMSUB<LANT/PAC> <NORFOLK VA/PEARL HARBOR HI>//
 INFO COMSUBRON ELEVEN//
 COMSUBGRU <NO.>//
 COMSUB<RON/GRU NO.>//
 <SUPERVISING AUTHORITY>//<CODES>//
 BT
 UNCLAS //N09094//
 MSGID/GENADMIN//USS <SHIP'S NAME>//
 SUBJ/(SUBS) USS <SHIP NAME/HULL NO.>READINESS FOR <FOLLOW-ON (NOTE
 1)>SEA TRIALS//
 REF/A/DOC/<SUPERVISING AUTHORITY>/<DATE>//
 REF/B/DOC/COMUSFLTFORCOM/<DATE>//
 REF/ REF A IS <SUPERVISING AUTHORITY> SUBSAFE CERTIFICATION
 CONTINUITY REPORT FOR <SHIP NAME/HULL NO.>. REF B IS
 COMUSFLTFORCOMINST 4790.3, JOINT FLEET MAINTENANCE MANUAL, VOLUME
 II.//
 RMKS/1. REF A CERTIFIED THE SUBSAFE MATERIAL CONDITION OF THOSE PARTS
 OF USS <SHIP NAME/HULL NO.> INSTALLED, REPAIRED AND/OR TESTED BY THE
 SHIPYARD IS SATISFACTORY FOR SEA TRIALS TO TEST DEPTH.
 2. USS <SHIP NAME/HULL NO.> AND CREW REPORTED READY TO PROCEED IAW
 REF B, ON <FOLLOW-ON (NOTE 1)> SEA TRIALS WITH THE FOLLOWING EXCEPTIONS:
 A. REMOVAL OF SHORE SERVICE CONNECTIONS.
 B.
 3. MATERIAL CONDITION SUPPORTS ADEQUATE CREW REST FOR UNDERWAY AT
 <TIME AND DATE>.
 4. REQUEST PERMISSION TO COMMENCE <FOLLOW-ON (NOTE 1)> SEA TRIALS.//
 BT

**NOTE 1: UPCOMING TRIAL WHICH IS SUBJECT OF THIS CERTIFICATION (E.G.,
 SECOND SEA TRIAL, ETC.).**

**NOTE: ENSURE MESSAGES ARE PER CURRENT MESSAGE FORMAT AND
 CURRENT PLAD IS UTILIZED.**

16 Oct 2019

APPENDIX U

**SAMPLE ISIC MESSAGE TO TYCOM CONCERNING
MATERIAL CERTIFICATION FOR FOLLOW-ON SEA TRIALS IN CASES WHERE A
PREVIOUS SEA TRIAL WAS ABORTED OR CORRECTIVE ACTIONS FOR SEA
TRIAL DEFICIENCIES REQUIRE AN ADDITIONAL DEEP DIVE FOR IDD OR PIRA
AVAILABILITIES**

FM COMSUB<RON/GRU NO.>//
 TO COMSUB<LANT/PAC> <NORFOLK VA/PEARL HARBOR HI>//
 INFO COMSUBRON ELEVEN//
 COMSUBGRU <NO.>//
 USS <SHIP NAME>//
 <SUPERVISING AUTHORITY>//<CODES>//
 BT
 UNCLAS //N09094//
 MSGID//GENADMIN/COMSUB<RON/GRU NO.>//
 SUBJ/(SUBS) USS <SHIP NAME/HULL NO.>MATERIAL CERTIFICATION/ READINESS
 FOR <FOLLOW-ON ^(NOTE 1)> SEA TRIALS//
 REF/A/DOC/ COMUSFLTFORCOM/<DATE>//
 REF/B/RMG/COMSUB<RON/GRU NO.>/<DTG>//{APPENDIX Y}
 REF/C/DOC/NAVSEA /<DATE>//
 REF/D/RMG/USS <SHIP NAME>/<DTG>//{APPENDIX T}
 NARR/REF A IS COMUSFLTFORCOMINST 4790.3, JOINT FLEET MAINTENANCE
 MANUAL, VOLUME II. REF B IS COMSUB<RON/GRU NO.> MSG TO TYCOM ON
 MATERIAL STATUS PRIOR TO INITIAL SEA TRIALS. REF C IS NAVSEA 0924-062-
 0010, SUBMARINE SAFETY (SUBSAFE) REQUIREMENTS MANUAL. REF D IS USS
 <SHIP NAME/HULL NO.> REPORT OF READINESS FOR FOLLOW-ON SEA TRIALS.//
 RMKS/1. IAW REF A AND C, THIS MSG CERTIFIES THAT NO MANDATORY
 DEFICIENCIES FOR <FOLLOW-ON ^(NOTE 1)> SEA TRIALS HAVE BEEN IDENTIFIED.
 THERE HAVE BEEN NO RECS OPENED AND NO FORCES AFLOAT SUBSAFE
 DEPARTURES FROM SPECIFICATION PROCESSED SINCE THE START OF THE
 INITIAL SEA TRIALS <OR, SUBSEQUENT TO REF B, REPORT ANY MANDATORY
 DEFICIENCIES DISCOVERED WITH CORRECTIVE ACTION, AND IF RECS AND/OR
 DEPARTURES FROM SPECIFICATIONS WERE PROCESSED SINCE THE START OF
 THE INITIAL SEA TRIALS, REPORT ALL RECS OPENED SINCE THE START OF
 INITIAL SEA TRIALS ARE CLOSED AND/OR ALL SUBSAFE DEPARTURES FROM
 SPECIFICATIONS PROCESSED SINCE THE START OF SEA TRIALS ARE RESOLVED
 NOTE 2 .>
 2. THERE ARE NO SUBSAFE DEPARTURES FROM SPECIFICATIONS WITH
 CONDITIONS WHICH HAVE NOT BEEN SATISFIED. THE FOLLOWING DEPARTURES
 FROM SPECIFICATIONS ARE CURRENTLY OUTSTANDING:

<u>DEPARTURE NO.</u>	<u>TYPE</u>	<u>SYSTEM/COMPONENT</u>	<u>RESTRICTION (IF ANY)</u>
A.			
B.			

 3. SHIP REPORTED READINESS FOR FOLLOW-ON SEA TRIALS IN REF D.//
 BT

NOTE 1: UPCOMING TRIAL WHICH IS SUBJECT OF THIS CERTIFICATION (E.G., SECOND SEA TRIAL, ETC.).

NOTE 2 LIST ALL RE-ENTRIES TO MATERIAL CERTIFICATION BOUNDARY AND ALL WORK ON SYSTEMS AFFECTING RECOVERABILITY, SALVAGE, WATERTIGHT INTEGRITY, OR OPERATION OF SHIP'S CONTROL SURFACES WITH CORRECTIVE ACTION SINCE RELEASE FOR FAST CRUISE MESSAGE.

NOTE: ENSURE MESSAGES ARE **PER CURRENT MESSAGE FORMAT AND CURRENT PLAD IS UTILIZED.**

16 Oct 2019

APPENDIX V

**SAMPLE TYCOM MESSAGE TO SHIP CONCERNING FOLLOW-ON
SEA TRIALS DEPTH AUTHORIZATION FOR IDD OR PIRA AVAILABILITIES**

FM COMSUB<LANT/PAC> <NORFOLK VA/PEARL HARBOR HI>//
 TO USS <SHIP NAME>//
 INFO CNO WASHINGTON DC//
 COMNAVSEASYS COM WASHINGTON DC//
 COM<LANT/PAC>FLT <NORFOLK VA/PEARL HARBOR HI>//
 DIRSSP WASHINGTON DC//{FOR SSBN/SSGN}
 COMSUBGRU <NO.>//
 COMSUB<RON/GRU NO.>//
 <SUPERVISING AUTHORITY>//<CODES>//
 BT
 UNCLAS //N09094//
 MSGID/GENADMIN/COMSUB<LANT/PAC>//
 SUBJ/(SUBS) USS <SHIP NAME/HULL NO.> <FOLLOW-ON ^(NOTE 1)> SEA TRIALS
 DEPTH AUTHORIZATION//
 REF/A/DOC/<SUPERVISING AUTHORITY>/<DATE>//
 REF/B/RMG/ COMSUB<RON/GRU NO.>/<DTG>//{APPENDIX U}
 REF/C/RMG/ USS <SHIP NAME>/<DTG>//{APPENDIX T}
 NARR/ REF A IS <SUPERVISING AUTHORITY> SUBSAFE CERTIFICATION
 CONTINUITY REPORT FOR <SHIP NAME/HULL NO.>. REF B IS COMSUB<RON/GRU
 NO.> REPORT OF MATERIAL CONDITION OF SHIP NOT WORKED BY THE
 SHIPYARD. REF C IS SHIP REPORT OF READINESS FOR <FOLLOW-ON ^(NOTE 1)> SEA
 TRIALS
 RMKS/1. REF A CERTIFIED THE SUBSAFE MATERIAL CONDITION OF THOSE PARTS
 OF USS <SHIP NAME/HULL NO.> INSTALLED, REPAIRED, AND/OR TESTED BY THE
 SHIPYARD IS SATISFACTORY FOR <FOLLOW-ON ^(NOTE 1)> SEA TRIALS TO TEST
 DEPTH.
 2. REF B AND C CONFIRM THAT CREW IS READY FOR <FOLLOW-ON ^(NOTE 1)> SEA
 TRIALS AND REPORT THE CERTIFICATION OF THE REMAINDER OF ITEMS WITHIN
 SUBSAFE CERTIFICATION BOUNDARY OF USS <SHIP NAME/HULL NO.> HAS BEEN
 SUSTAINED. ACCORDINGLY, THE STATUS OF THE SUBSAFE CERTIFICATION
 BOUNDARY OF USS <SHIP NAME/HULL NO.> IS SATISFACTORY FOR <FOLLOW-ON
^(NOTE 1)> SEA TRIALS TO TEST DEPTH.
 3. USS <SHIP NAME/HULL NO.> IS AUTHORIZED TO DIVE UNDER DELIBERATE
 AND CONTROLLED CONDITIONS TO <SPECIFIED> DEPTH IAW THE <FOLLOW-ON
^(NOTE 1)> SEA TRIALS AGENDA CONCURRED IN BY REF B AND APPROVED BY REF C.
**NOTE: IF AN UNSATISFACTORY CONDITION OR SEAWATER LEAKAGE IN
 EXCESS OF THE SPECIFICATION IS FOUND DURING THE CONDUCT OF
 THE CONTROLLED DIVE TO TEST DEPTH, AT THE DISCRETION OF
 THE COMMANDING OFFICER THE SHIP MAY CONTINUE TO TEST
 DEPTH UNLESS THE COMMANDING OFFICER DETERMINES IT
 APPROPRIATE TO ABORT THE DIVE.**

4. THIS DEPTH AUTHORIZATION IS AUTOMATICALLY SUSPENDED UPON RE-ENTRY TO THE SUBSAFE CERTIFICATION BOUNDARY OR CASUALTY AFFECTING RECOVERABILITY, SALVAGE, WATERTIGHT INTEGRITY, OR OPERATION OF SHIP'S CONTROL SURFACES. THE SHIP **MUST** NOT OPERATE AT A DEPTH GREATER THAN 200 FEET UNTIL RE-ENTRY IS CERTIFIED. TYCOM APPROVAL IS REQUIRED PRIOR TO COMMENCING A SUBSEQUENT DEEP DIVE TO CERTIFY WORK ACCOMPLISHED TO CORRECT SUBSAFE DEFICIENCIES DISCOVERED DURING THE SEA TRIAL UNLESS SPECIFICALLY ADDRESSED IN THE SEA TRIAL AGENDAS.//

BT

NOTE 1: UPCOMING TRIALS WHICH ARE SUBJECT OF THIS CERTIFICATION (E.G., SECOND SEA TRIALS, ETC.).

NOTE: ENSURE MESSAGES ARE **PER CURRENT MESSAGE FORMAT AND CURRENT PLAD IS UTILIZED.**

16 Oct 2019

APPENDIX W**SAMPLE SHIP MESSAGE TO ISIC CONCERNING READINESS FOR FAST CRUISE
FOR IDD OR PIRA AVAILABILITIES**

FM USS <SHIP NAME>//
 TO COMSUB<RON/GRU NO.>//
 INFO COMSUBRON ELEVEN//
 COMSUBGRU <NO.>//
 <SUPERVISING AUTHORITY>/<CODES>//
 BT
 UNCLAS //N09094//
 MSGID/GENADMIN/USS <SHIP NAME>//
 SUBJ/(SUBS) USS <SHIP NAME/HULL NO.> READINESS FOR FAST CRUISE//
 REF/A/DOC/<SUPERVISING AUTHORITY>/<DATE>//
 REF/B/RMG/COMSUB<RON/GRU NO.>/<DTG>/{APPENDIX K}
 REF/C/DOC/COMUSFLTFORCOM/<DATE>//
 NARR/ REF A IS <SUPERVISING AUTHORITY> SUBSAFE CERTIFICATION
 CONTINUITY REPORT. REF B IS COMSUB<RON/GRU NO.> REPORT OF CREW
 CERTIFICATION AND MATERIAL CONDITION FOR FAST CRUISE AND SEA TRIALS.
 REF C IS COMUSFLTFORCOMINST 4790.3, JOINT FLEET MAINTENANCE MANUAL,
 VOLUME II.//
 1. REFS A AND B REPORTED READINESS OF SHIP FOR FAST CRUISE AND SEA
 TRIALS. USS <SHIP NAME/HULL NO.> AND CREW ARE READY FOR SEA TRIALS
 IAW REF C WITH THE FOLLOWING EXCEPTIONS:
 A. COMPLETION OF FAST CRUISE.
 B. REMOVAL OF SHORE SERVICE CONNECTIONS.
 2. REQUEST PERMISSION TO START FAST CRUISE.//
 BT

**NOTE: ENSURE MESSAGES ARE PER CURRENT MESSAGE FORMAT AND
CURRENT PLAD IS UTILIZED.**

APPENDIX X**SAMPLE ISIC MESSAGE TO SHIP AUTHORIZING COMMENCEMENT OF FAST
CRUISE
FOR IDD OR PIRA AVAILABILITIES**

FM COMSUB<RON/GRU NO.>//
 TO USS <SHIP NAME>//
 INFO CNO WASHINGTON DC//
 COM<LANT/PAC>FLT <NORFOLK VA/PEARL HARBOR HI>//
 COMNAVSEASYS COM WASHINGTON DC//
 COMSUB<LANT/PAC> <NORFOLK VA/PEARL HARBOR HI>//
 DIRSSP WASHINGTON DC //{For SSBN/SSGN only}
 <SUBOPAUTH>// {If other than parent TYCOM}
 COMSUBRON ELEVEN//
 COMSUBGRU <NO.>//
 <SUPERVISING AUTHORITY>/<CODES>//
 BT
 UNCLAS //N09094//
 MSGID/GENADMIN/USS <SHIP NAME>//
 SUBJ/(SUBS) USS <SHIP NAME/HULL NO.> READINESS FOR FAST CRUISE//
 REF/A/DOC/<SUPERVISING AUTHORITY>/<DATE>//
 REF/B/RMG/COMSUB<RON/GRU NO.>/<DTG>//{APPENDIX K}
 REF/C/RMG/ USS <SHIP NAME>/<DTG>//{APPENDIX W}
 REF/D/DOC/ COMUSFLTFORCOM/<DATE>//
 NARR/ REF A IS <SUPERVISING AUTHORITY> SUBSAFE CERTIFICATION
 CONTINUITY REPORT. REF B IS COMSUB<RON/GRU NO.> REPORT OF CREW
 CERTIFICATION AND MATERIAL CONDITION FOR FAST CRUISE AND SEA TRIALS.
 REF C USS <SHIP NAME> IS REPORT OF READINESS FOR FAST CRUISE AND SEA
 TRIALS. REF D IS COMUSFLTFORCOMINST 4790.3, JOINT FLEET MAINTENANCE
 MANUAL, VOLUME II.//
 1. REF A REPORTED <SUPERVISING AUTHORITY> ASSIGNED WORK COMPLETE
 AND READINESS FOR FAST CRUISE AND SEA TRIALS.
 2. REF B REPORTED REMAINING PORTIONS OF SUBSAFE BOUNDARY NOT
 WORKED BY <SUPERVISING AUTHORITY> MAINTAINED CERTIFIED AND
 READINESS FOR FAST CRUISE AND SEA TRIALS.
 3. REF C REPORTED SHIP'S FORCE READINESS FOR FAST CRUISE AND SEA TRIALS
 AND REQUESTED PERMISSION TO COMMENCE FAST CRUISE.
 4. IAW WITH REF D USS <SHIP NAME> IS AUTHORIZED TO COMMENCE FAST
 CRUISE. <SHIP NAME> IS DIRECTED TO REPORT COMPLETION OF FAST CRUISE
 AND ALL SUBSAFE DEFICIENCIES IDENTIFIED DURING FAST CRUISE TO
 COMSUB<RON/GRU NO.>, COMSUB<LANT/PAC> AND <SUPERVISING
 AUTHORITY>./.
 BT

**NOTE: ENSURE MESSAGES ARE PER CURRENT MESSAGE FORMAT AND
CURRENT PLAD IS UTILIZED.**

APPENDIX Y**SAMPLE SHIP MESSAGE TO ISIC AND TYCOM CONCERNING READINESS FOR
SEA TRIALS
FOR IDD OR PIRA AVAILABILITIES**

FM USS <SHIP NAME>//
TO COMSUB<LANT/PAC> <NORFOLK VA/PEARL HARBOR HI>//
COMSUB<RON/GRU NO.>//
INFO COMSUBRON ELEVEN//
COMSUBGRU <NO.>//
<SUPERVISING AUTHORITY>//<CODES>//
BT
UNCLAS //N09094//
MSGID/GENADMIN//USS <SHIP'S NAME>//
SUBJ/(SUBS) USS <SHIP NAME/HULL NO.>READINESS FOR SEA TRIALS//
REF/A/DOC/ COMUSFLTFORCOM/<DATE>//
NARR/REF A IS COMUSFLTFORCOMINST 4790.3, JOINT FLEET MAINTENANCE
MANUAL, VOLUME II//
RMKS/1. FAST CRUISE COMPLETED <TIME AND DATE>.
2. IAW REF A, USS <SHIP NAME/HULL NO.> AND CREW REPORTED READY TO
PROCEED ON SEA TRIALS WITH THE FOLLOWING EXCEPTIONS:
 A. REMOVAL OF SHORE SERVICE CONNECTIONS.
 B.
3. MATERIAL CONDITION SUPPORTS ADEQUATE CREW REST FOR UNDERWAY AT
<TIME AND DATE>.
4. REQUEST PERMISSION TO COMMENCE SEA TRIALS.//
BT

**NOTE: ENSURE MESSAGES ARE PER CURRENT MESSAGE FORMAT AND
CURRENT PLAD IS UTILIZED.**

VOLUME II
PART II
CHAPTER 1
SHIP MAINTENANCE VALIDATION,
SCREENING AND BROKERING

REFERENCES.

- (a) OPNAVINST 4700.7 - Maintenance Policy for U.S. Naval Ships

LISTING OF APPENDICES.

A Availability Creation and Numbering

1.1 PURPOSE. This chapter provides procedures and guidance regarding ship maintenance work candidate validation, screening and brokering processes. These processes affect all Type Commanders (TYCOM), Regional Maintenance Center (RMC) Commanding Officers and ship Maintenance Teams.

1.2 MAINTENANCE.

1.2.1 Regional Maintenance Centers. The command with overall responsibility for efficient planning and execution of all ship maintenance and modernization for assigned ships is the local RMC. The RMC is a subordinate command to Naval Sea Systems Command (NAVSEA). The RMC **must** report Additional Duty to the appropriate TYCOMs. This reporting relationship ensures that the TYCOMs continue to effectively carry out their responsibilities relating to material readiness of their ships. Contact information for the RMCs can be found in Volume VI, Chapter 2, Appendix A of this manual.

1.2.2 Maintenance Team. Each ship **must** have a formally structured Maintenance Team as identified in Volume VI, Chapter 41 of this manual

1.2.3 Class Maintenance Plan. The Class Maintenance Plan (CMP) database is an engineered set of organizational, Intermediate and Depot-level maintenance tasks, including the following: material condition assessment tasks (I-tasks), qualified repair and life renewal tasks (Q-tasks), availability routine tasks (R-tasks) and authorized Fleet and Program ship change tasks. Tasks are either scheduled or unscheduled.

- a. Scheduled tasks are those “I” Level and “D” Level tasks the cognizant technical authority (usually the designated In-Service Engineer) requires to be accomplished on a periodic basis. These tasks have been identified, using Reliability Centered Maintenance, to be both applicable and effective. The CMP system automatically pushes scheduled tasks for Maintenance Team screening and brokering based on last accomplished date and task periodicity.
- (1) For Aircraft Carriers, scheduled tasks are pushed to the shore Current Ship’s Maintenance Project (CSMP) six quarters before the deadline date, unless the periodicity is such that the task is due in less than 18 months. These tasks are mandatory and must be completed by the due date or approved for deferral or

cancellation by the Ship Design Manager (SDM) (see paragraph 1.4.5.e of this chapter).

- (2) For Surface Force ships, scheduled tasks are pushed to the shore CSMP and must be completed by the due date or approved for deferral or cancellation by the SDM (see paragraph 1.4.5.e of this chapter).
- b. Unscheduled tasks are pulled by the Maintenance Team based on evidence of need. This includes unscheduled assessment tasks, qualified repair tasks, approved ship changes with their associated support and service tasks and availability routine tasks. Additionally, if the need arises for a scheduled task to be accomplished before it has been pushed into the CSMP, the Maintenance Team has the ability to pull that scheduled task, and the last accomplished date will be appropriately updated.

1.3 WORK CANDIDATES.

1.3.1 Current Ship's Maintenance Project Composition. An accurate, up-to-date CSMP is essential for a well-maintained ship. The importance of documenting all discrepancies cannot be overemphasized because the CSMP is the basis for all funding. Only work that is documented in the CSMP will be authorized for accomplishment. The CSMP is maintained in two files, the organizational unit file and the shore file.

- a. Shipboard File. This file contains information regarding all known material discrepancies that require corrective maintenance. These discrepancies are normally discovered either by Ship's Force personnel during routine operations and planned maintenance or by non-Ship's Force personnel during material assessment, training and assist visits, documented **per** Volume VI Chapter 42 of this manual. The criticality of the discrepancy determines the maximum length of time allowed to upload the information regarding the discrepancy to the RMC responsible for managing the shore file. Exceptions to this policy are made within the considerations of bandwidth availability and Operational Security conditions.
 - (1) 2-Kilos (Naval Operations (OPNAV) 4790/2K) associated with correction of C2 Casualty Reports **must** be uploaded within 24 hours.
 - (2) 2-Kilos associated with correction of C3 **or** C4 Casualty Reports **must** be uploaded within four hours.
- b. Shore File. This file contains the material discrepancies uploaded from the shipboard file, other work identified by shore-based managers and tasks from the CMP. Tasks from the CMP include pushed scheduled tasks, pulled tasks, authorized program and Fleet modernization work and availability support routines. The Type Desk Officer and Ashore Ship's Maintenance Manager are responsible for pulling CMP tasks as required based on evidence of need, availability support routines and Fleet and Program alterations into availability work packages. Although only on the CSMP shore file, this work is visible to Ship's Force via reports sent to the ship.

1.3.2 Requirements. All work requiring an expenditure of man-hours, material or a combination of both requires a work candidate (OPNAV 4790/2K) to document the identified requirement. Pushed and pulled CMP tasks are already formatted as OPNAV 4790/2Ks when transferred to the CSMP shore file. The OPNAV 4790/2K requires certain information to be included by the

identifying activity to support the maintenance request and may be authored by activities other than the affected ship. There are three levels of the validation process:

- a. The ship (Ship Material Maintenance Officer or 3MC) **must** do an initial validation of the work statement to determine if there is enough information for the designated representative (e.g., Ashore Ship's Maintenance Manager, Fleet Maintenance Activity Ship Superintendent, Project Manager, etc.) to understand the requirement.
- b. The Ashore Ship's Maintenance Manager working with members of the Maintenance Team is responsible for requirement validation, and will determine whether there is real need (objective evidence) and, if so, will also verify the requirement's urgency.
- c. Final validation is the responsibility of the Ashore Ship's Maintenance Manager. The Ashore Ship's Maintenance Manager ensures that the scope of the work is adequately defined and technically accurate before authorizing the work. This is the final product screened and brokered to a planning or execution activity.

1.3.3 Elements. A valid work candidate will provide the following key data elements at a minimum. The blocked numbers to the right of each item reference an OPNAV 4790/2K data block.

- a. Configuration information automatically entered from the master configuration database (Configuration Data Manager's Database **or** Ship's Configuration and Logistics Support Information System) by the shipboard system:
 - (1) Ship Unit Identification Code [1]
 - (2) Work Center Job Control Number [2]
 - (3) Allowance Parts List **or** Allowance Equipage List [4]
 - (4) Ship Name [A]
 - (5) Ship Hull Number [B]
 - (6) Equipment Noun Name [5]
 - (7) Equipment Identification Code [14]
 - (8) Location [16]
 - (9) Ship Work List Item Number [56]
 - (10) References
- b. Job Sequence Number [3]
- c. Equipment Status Code [7]
- d. When Discovered Date [17]
- e. Deferred Date [26]
- f. Symptoms and Supporting Information [35]
- g. First Contact Name [38]
- h. Priority [41]

- | | | |
|----|--|--------------------|
| i. | Type Availability - (Recommended Accomplishment Level) | [42] |
| j. | Required Delivery Date | [28] |
| k. | Recommended resolution | [35] |
| | (1) Master Job Catalog, if applicable | |
| | (2) Port Engineer's Notes | |
| | (3) Additional references | |
| l. | Maintenance Action Requested | [35] |
| | (1) Assessment | |
| | (2) Repair | |
| | (3) Modernization | |
| m. | Maintenance Figure of Merit | In CSMP Shore File |
| n. | Initial Estimate (man days & material) | In CSMP Shore file |
| o. | TYCOM Screening Code | [45] |
| p. | TYCOM Screening Remarks | In CSMP Shore File |

1.3.4 Guidelines. After a work candidate is created and uploaded by an assessment activity or provided and entered into the CSMP shore file by the CMP or other means, it will be reviewed by the Ashore Ship's Maintenance Manager with the Maintenance Team. The Ashore Ship's Maintenance Manager will use these guidelines to validate each work statement:

- a. Initial validation will be conducted on each new work candidate to ensure there is sufficient information to understand the requested maintenance action. The originator must populate configuration data elements from the master database by selecting the correct configuration item in a configuration-based system and complete data elements (1) through (7) listed in paragraph 1.3.3a. of this chapter. If the ship is the originator, then data element (8) must also be present. All work candidates created in an ad-hoc mode or with an incorrect configuration item (and therefore incorrect configuration data) will be returned to the originating activity for cancellation and recreation.
- b. If configuration data in the master data base is incorrect (e.g., Allowance Parts List or Allowance Equipage List, Hierarchical Structure Code (Ship Work List Item Number) references, location, etc.), the Ashore Ship's Maintenance Manager **must** act to correct the data at its source. The Ashore Ship's Maintenance Manager may request additional logistic assistance from the Configuration Data Manager to determine and document the correct data.
- c. When an initially validated work candidate is accepted as complete, the Ashore Ship's Maintenance Manager will then determine if there is enough objective evidence of need to validate the requirement. If not valid, the work candidate will be returned to the originator and cancelled.

- d. CMP material assessments may be accomplished outside of a depot maintenance period to allow for proper planning and preparation of resulting work during a depot maintenance period. However, CMP maintenance should be scheduled and executed during depot maintenance periods.
- e. If during validation, the Maintenance Team finds inaccurate configuration data or has questions concerning the necessity of a “Pushed” CMP work candidate, they will contact the appropriate maintenance planning activity prior to returning or cancelling the work candidate.

1.3.5 Validation.

- a. Validation is the process of reviewing an off-ship work statement to ensure that the correct configuration item (lowest repairable unit, equipment, system, etc.) is properly identified and that there is enough information to determine if the work candidate is required (objective evidence) and, if valid, contains enough information to:
 - (1) Properly determine the correct resolution inclusive of the root cause.
 - (2) Screen to the right maintenance period to support ship operations.
 - (3) Broker to the right activity to perform the work at the most practicable level.
 - (4) Pass to history.
- b. The goal of the validation process is to provide a work candidate that is sufficiently defined, contains correct and complete information, provides an accurate diagnosis, and provides an applicable, effective, and feasible recommended resolution. A properly validated work candidate should provide the planning and executing activities with the ability to understand the requirement without expending additional manpower or time obtaining required information. The Ashore Ship’s Maintenance Manager along with the Maintenance Team validates all off-ship (Type Availability 1, 2 and 3) work candidates before screening them to the planning activity by review of 2-Kilo documentation, personal shipboard observation of conditions, and knowledge of the quality of work candidates written by selected work centers or through additional technical assistance. All validated work candidates **must** be ship-checked by the Ashore Ship’s Maintenance Manager or designated representative when practicable. The purpose of this check is to determine the best maintenance action and add to Block 35 (data elements k. and l. in paragraph 1.3.3 of this chapter).

1.3.6 Verification. The Ashore Ship’s Maintenance Manager request additional assistance to determine and document the best corrective action. The recommended action will include all pertinent interferences, integration issues, verification of urgency and an initial estimate (data element n. in paragraph 1.3.3 of this chapter). The initial estimate for each job includes man-days, man-day rate and material costs. When validated, the Ashore Ship’s Maintenance Manager will assign a TYCOM Screening Code (data element o. in paragraph 1.3.3 of this chapter) to the work candidate. This shows the job as valid and ready for screening and brokering.

1.4 SCREENING AND BROKERING.

1.4.1 Screening and Brokering Work Candidates. The Ashore Ships Maintenance Manager validates and screens work candidates continuously as they are documented. Work integration

may entail screening multiple work candidates together when possible. Work screening also entails selecting the appropriate level of repair and the best opportunity in which to accomplish the work. The Ashore Ships Maintenance Manager makes recommendations on the lowest level of executing activity with the capability and the capacity to accomplish the work during the required time frame, following the guidance of the TYCOM business rules (e.g., Volume VI, Chapter 31 of this manual for Surface Force Ships).

- a. Management of ship maintenance is best performed by individuals most familiar with the condition of the ship, budgetary considerations and available workforce. (This requires a cooperative effort from the Ashore Ships Maintenance Manager and the Naval Supervisory Authority (NSA) Lead Maintenance Activity (LMA) for Submarine Fleet Availabilities). They have the responsibility to accomplish maintenance, repair and modernization work within available financial resources while balancing operational and technical risk.
- b. The Ashore Ship's Maintenance Manager screens all work candidates to the right time period and maintenance availability (e.g., Chief of Naval Operations (CNO) availabilities, Continuous Maintenance Availability, Window of Opportunity (WOO), Emergent Availability). Determination includes balancing operational schedule, material readiness requirements and cost concerns to maximize maintenance productivity (material readiness **vs.** related maintenance cost).
- c. All work screened by the Ashore Ship's Maintenance Manager to be accomplished aboard ship will be electronically visible to the NSA (LMA for Submarine Fleet Availabilities). Work assigned to the NSA (LMA for Submarine Fleet Availabilities) will be tasked **following** Ashore Ship's Maintenance Manager brokering determination. TYCOM approval is required if the initial brokering determination needs to be changed.

1.4.2 **Screening and Brokering.** Although they may appear to be accomplished simultaneously, screening and brokering are actually two distinct processes.

- a. **Screening.** Determines and assigns the work candidate to the right time period and maintenance availability. Determination includes balancing operational schedule, material readiness requirements and cost concerns to maximize maintenance productivity (material readiness **vs.** related maintenance cost).
- b. **Brokering.** Determines and tasks the right activity to perform the work based on business case analysis, material availability, experience, tool requirements, personnel requirements, special considerations (Environmental, Health and Safety) and capacity.

1.4.3 **Key Data.**

- a. The validated work candidate contains the following key data elements to aid in the screening and brokering process:
 - (1) Configuration Item (maintenance object) identification.
 - (2) Symptom (OPNAV 4790/2K - Block 35).
 - (3) Expected scope of preventive, corrective **and** alterative maintenance (OPNAV 4790/2K - Block 35).

- (4) Required Completion Date (RCD).
 - (5) Level of Maintenance (TYCOM Code 1, 2, 3).
 - (6) Identification of a Master Spec Catalog item (pre-planning data).
 - (7) Priority (Figure of Merit).
- b. All OPNAV 4790/2Ks in the Master File should be screened and brokered to a maintenance availability within eight days after being uploaded from the Shipboard File.
 - c. Work candidates will be brokered to the appropriate maintenance activity with the capability and capacity to accomplish the work during the required timeframe. When practicable, Fleet Maintenance Activity capacity will be utilized first.
 - d. Available capacity will be judged after applying Maintenance Figure of Merit and Deadline Date. For Surface Force ships, this determination is made through a coordinated effort between the Project Manager, Ashore Ship's Maintenance Manager, RMC Ship superintendent and the Maintenance Team Private Sector Industrial Activity representative (If under a Private Sector Industrial Activity contract).
 - e. The cause and effect relationship between screening and brokering must be exercised to maximize maintenance productivity. This may require negotiation with the ship, maintenance activity, **or both**, to adjust the Deadline Date.
 - f. Other considerations for screening and brokering:
 - (1) Synergistic relationship between work candidates exist.
 - (2) Splitting responsibility.
 - (3) Third party access.
 - (4) Port loading.
 - (5) RMC Production Department training requirements.

1.4.4 Guidelines.

- a. Validation, screening and brokering will be accomplished continuously. The Ship Material Maintenance Officer will provide recommendations to the Ashore Ship's Maintenance Manager. The Ashore Ship's Maintenance Manager will use **these** guidelines to screen and broker work candidates to the proper availability:
- b. All work will be screened to an availability created and numbered **per** the business rules in Appendix A of this chapter.
- c. Work candidates **will** be screened to the following type of availabilities: CNO, Continuous Maintenance (CM), emergent or unfunded. No other type of availability **will** be used.
 - (1) CNO Availability. The work candidate is best performed during the scheduled CNO availability. These work candidates include major Ship Alterations and repairs that require support services and coordination.

- (2) Continuous Maintenance Availability. Based on ship availability, priority of the job, business case analysis, periodicity or other consideration, the maintenance should be performed during a scheduled Continuous Maintenance Availability or during a window of opportunity permitted by ship's schedule.
 - (3) Emergent Availability. Emergent work is performed at greater cost than work planned and completed in other availabilities. The criteria to be used to qualify work as emergent is provided in TYCOM business rules (e.g., Volume VI, Chapter 31, Paragraph 31.3.3 of this manual for Surface Force ships).
 - (4) Unfunded Availability. This availability is reserved for work candidates, which should be shown as backlog or are of such low priority they are unlikely ever to be accomplished.
- d. Brokering **must** follow **these requirements**:
- (1) Work candidates for technical assistance, assessment or inspection will be brokered to the RMC Fleet Maintenance Activity or another technical activity.
 - (2) Work candidates will be brokered to the lowest level of maintenance activity, filling Fleet Maintenance Activity capacity first, based on the following criteria:
 - (a) Material availability.
 - (b) Capability:
 - 1 Experience.
 - 2 Available Production Resource Tools.
 - 3 Available qualified **and** certified personnel.
 - 4 Ability to comply with Environmental, Health and Safety regulations.
 - (c) Work center capacity.
 - (d) Funding.

1.4.5 Additional Requirements for Scheduled Mandatory Tasks Pushed by CMP. (Surface Force ships only) Since mandatory tasks pushed to the CSMP by the CMP are directed by proper Technical Authority, further screening and brokering restrictions apply.

- a. Certain fields on mandatory tasks cannot be changed, including job summary, problem description, recommended solution, deadline date and maintenance level.
- b. Mandatory tasks must be accomplished by an off-ship maintenance activity, not by Ship's Force. Organizational-level requirements are scheduled by Planned Maintenance System (PMS), not by CMP.
- c. Mandatory tasks cannot be cancelled or passed to history by the Maintenance Team, or customer completed without being screened to an availability. If cancellation is requested, the CMP item must be adjudicated by proper Technical Authority and approved for cancellation as dictated in paragraph 1.2.3 of this chapter.

- d. Mandatory tasks **must** be screened to a defined maintenance period instead of to the yearlong CM availability. When equipment condition requirement or other scheduling problems make it impractical to accomplish the mandatory task, the yearlong CM availability may be used for non-depot mandatory tasks. However, mandatory tasks screened to a CM availability will be considered to be improperly deferred after the mandatory tasks deadline date without consideration of the availability end date (see paragraph 1.4.5.g.(1) of this chapter).
- e. Mandatory task may not be screened to an emergent maintenance period. Planned maintenance does not warrant the use of emergent maintenance money. This requirement does not preclude pulling a task from the CMP when needed and screening it to an emergent maintenance period.
- f. If the mandatory task is screened to the unfunded availability or to an availability that begins more than 90 days after the mandatory task's deadline date, a "notification" is triggered by the Cancellation Deferral Notification System (CDNS) to notify the appropriate Technical Authority and a Departure From Specification (DFS) may be required. The Ashore Ship's Maintenance Manager comments will be reviewed and the Technical Authority will either recommend approval or disapproval of the DFS. The Ashore Ship's Maintenance Manager **must** then rescreen the mandatory tasks to an appropriate availability **following** the guidance provided in the DFS. This functionality is referred to as the "CDNS Process".
 - (1) The Ashore Ship's Maintenance Manager may challenge whether the mandatory tasks should be accomplished (as opposed to not accomplished until after the deadline date). The task should be screened to the unfunded availability and comments entered. Depending on whether the CDNS notification is administrative or technical, the mandatory tasks will be adjudicated in the following manner:

NOTE: THE SUBSTITUTED WORK CANDIDATE WILL BE SUBJECT TO THE SAME PUSHED TASK RESTRICTIONS DESCRIBED IN THIS SECTION.

- (a) Administrative: If the intent of the task was completed since the Last Accomplished Date by a non-CMP work candidate, provide that Job Control Number in the comment field. If the Planning Activity Engineer agrees that the intent of the task was met by the non-CMP work candidate, the Planning Activity Engineer will cancel the pushed mandatory tasks from the CSMP. If the intent of the task is covered by a non-CMP work candidate that is currently open and in planning or execution, the Planning Activity Engineer will substitute the pushed mandatory tasks with the non-CMP work candidate and cancel the pushed mandatory tasks from the CSMP. If the mandatory tasks cannot be accomplished because the component **or** system no longer exists on the ship, the Planning Activity Engineer will cancel the pushed mandatory tasks from the CSMP and update the configuration records. For all administrative notifications, if the Planning Activity Engineer does not agree with the Port Engineer's comments, the CDNS notification will be forwarded to the SDM for resolution.

- (b) Technical: The Ashore Ship's Maintenance Manager can technically challenge pushed mandatory tasks using CDNS. Reasons for technically challenging mandatory tasks include non-modernization configuration change, permanent or temporary DFS exists, or authorized modernization upgrade to equipment. If the Planning Activity or SDM disapproves the CDNS notification, an e-mail will be sent to the Ashore Ship's Maintenance Manager providing justification. All technical challenges will be reviewed by the Planning Activity or SDM for resolution.
- (2) If the Ashore Ship's Maintenance Manager determines that the mandatory tasks should be accomplished beyond the due date, the task should be screened to the recommended availability and comments entered. Reasons for deferring a mandatory task past its due date include: a temporary DFS exists making the task unnecessary before the due date, lack of an appropriate maintenance availability by the due date, unable to set required assessment conditions because of a related casualty or other issue, lack of capability **or** capacity to accomplish the mandatory tasks by due date, etc. Deadline challenges **must** be documented using the CDNS Process and must be reviewed and approved by the Planning Activity and a DFS may be required.
- g. CMP push tasks must be accomplished within required periodicity or approval for deferral in the CDNS Process by NAVSEA Technical Authority. Ashore Ship's Maintenance Managers, RMCs and TYCOMs should resolve these mandatory task deferrals promptly. CMP push tasks can be addressed using a DFS or the CDNS Process. Deferred CMP push task delays are categorized as:
 - (1) Open and overdue. Often, CMP push tasks are screened to an appropriate availability but are not executed by their deadline dates. Sometimes, task deferrals are approved through the CDNS Process but then are subsequently moved to a later availability without further Planning Activity or SDM approval. Open and overdue jobs are particularly troublesome because they are now past the deadline date and do not have deferral approval from Technical Authority via a DFS or the CDNS Process. Specific types of open and overdue CMP push tasks jobs include:
 - (a) Job is open, screened to a yearlong CM availability and past its deadline date.
 - (b) Job is open, screened to an acceptable numbered availability (one that starts no later than 90 days after the deadline date or one approved in the CDNS Process by the Planning Activity or SDM).
 - (c) Job is open, unscreened and past its deadline date.
 - (2) Overturned and not rescreened. When a mandatory task is challenged by the Ashore Ship's Maintenance Manager via DFS or the CDNS Process but that challenge is overturned by Technical Authority, the Ashore Ship's Maintenance Manager receives an e-mail stating that the job must be rescreened to an appropriate availability for accomplishment. Jobs should be

rescreened to an appropriate availability within 30 days after the Ashore Ship's Maintenance Manager is made aware of the ruling.

- h. Deferral notifications approved by the Planning Activity or SDM are approved for the availability to which the mandatory task was screened when the mandatory task triggered a notification. If a mandatory task is subsequently rescreened to a later availability, the approval is removed and the screening action must be acted on by the Planning Activity or SDM again.

1.5 ASSESSMENTS.

1.5.1 Maintenance Team.

- a. All material condition assessments, including tasks for Combat Systems Command, Control, Communications and Computer Readiness Assessments or Total Ship's Readiness Assessment, **must** be derived from the CMP. Scheduled condition assessments have been validated by an approved Reliability Centered Maintenance analysis to be applicable and effective, and are pushed by the CMP system to the CSMP shore file for the Ashore Ship's Maintenance Manager action, based on the ship's last accomplished date and task periodicity. Unscheduled material condition assessments are not, without further evidence of need, considered effective and are thereby not pushed into the CSMP shore file, but can be pulled from the CMP by the Ashore Ship's Maintenance Manager or his representative if there is evidence of need (such as degraded performance, errors, or other indication of problems). Scheduled tasks can also be pulled if circumstances warrant, and the Last Accomplished Date will be properly updated. The Ashore Ship's Maintenance Manager with help from the Maintenance Team **must** review all 2-Kilos pushed from the CMP system just as for any other off-ship 2-Kilo, and broker to the appropriate assessing activity.
- b. Only assessment tasks in the CMP or assessment procedures in the PMS database may be used for assessments. Information addressing assessment requirements found not to be included within the CMP or PMS databases, such as local practices, In-Service Engineering Activity unique items, RMC practices, etc., **must** be forwarded using the Technical Feedback Report for review and approval as an acceptable addition to the CMP and PMS databases. If not approved, these practices **must** not be used by any activity.
- c. The Ashore Ship's Maintenance Manager will make the preliminary determination of the most appropriate source for all off-ship activity work for their assigned ships. Decisions made by the Ashore Ship's Maintenance Manager, with concurrence from the Maintenance Team, **must** be in compliance with policies in this instruction, reference (a), and guidance provided by the cognizant RMC.

1.5.2 Type Commander. The TYCOM **must** develop and execute a Memorandum of Agreement **per** Volume II, Part I, Chapter 3 of this manual with each supporting RMC to define reporting and administrative relationships between the TYCOM and the RMCs.

APPENDIX A

AVAILABILITY CREATION AND NUMBERING

1. Specifying Availabilities. A uniform method of specifying availabilities is an essential part of availability management and data collection. No deviation from these protocols is permitted. **An availability is defined as a specified period of time during which maintenance is conducted. Only Type Desk Officers, Type Desk Program Managers, and Ashore Ship's Maintenance Managers are authorized to create availabilities. Availabilities **must** include all work completed during a specific time period regardless of executing activity. With exception of the emergent availability, availabilities **must** not overlap and work by every activity (depot, Intermediate Maintenance Activity (IMA), Alteration Installation Team, tech assist and Ship's Force) **must** be entered into the same availability. Availability numbers are not to be used as a method of segregating the executing activity or the level of work performed. SSGN and SSBN will be exempt from the requirements of this appendix due to use of the existing Logistic Data System (LDS) program. TRIDENT Availabilities are negotiated and established based on the Fleet Scheduling Conference and are not managed by Type Desk Officers, Type Desk Program Managers or Ashore Ship's Maintenance Managers.**
2. Availability Numbering. The availability number consists of the first four digits -- the availability category code and the availability serial number. The Funding Activity Code (FAC) is used to identify the source of funding for any job and is entered at the time of job screening and authorization. The availability numbering system **must** consist of:
 - a. A one-digit availability category code.
 - b. A three-digit availability serial number.
 - c. A two-digit funding activity code.
3. Availability Category Code: This code is the first character of the four-digit availability number. These codes are used by all TYCOMs and, therefore, not all codes are applicable to all ships. The stand alone "T" availability is no longer used by the Surface Force.

<u>CODE</u>	<u>TITLE</u>
A	ALONGSIDE SCHEDULED CONTINUOUS MAINTENANCE
B	DOCKING SELECTED RESTRICTED AVAILABILITY (DSRA)
C	SELECTED RESTRICTED AVAILABILITY (SRA)
D	COMPLEX OVERHAUL
E	EXTENDED INCREMENTAL SELECTED RESTRICTED AVAILABILITY
F	EXTENDED DOCKING SELECTED RESTRICTED AVAILABILITY (EDSRA)
G	EXTENDED SELECTED RESTRICTED AVAILABILITY (ESRA)
H	DOCKING INCREMENTAL SELECTED RESTRICTED AVAILABILITY (DISRA)

I	INTERMEDIATE MAINTENANCE AVAILABILITY
J	INCREMENTAL SELECTED RESTRICTED AVAILABILITY
K	INTERIM OR EMERGENT DRY DOCK
L	DOCKING PHASED MAINTENANCE AVAILABILITY
M	PHASED PLANNED MAINTENANCE AVAILABILITY
N	INACTIVATION AVAILABILITY (INAC)
O	POST DELIVERY AVAILABILITY
P	CONTINUOUS AVAILABILITY (YEAR LONG CM)
Q	POST SHAKEDOWN AVAILABILITY
R	REGULAR OVERHAUL
S	SELF AVAILABILITY OR SHIP TO SHOP AVAILABILITY
U	UNFUNDED
V	PLANNED INCREMENTAL AVAILABILITY (PIA)
W	DEPOT MODERNIZATION PERIOD
Z	VOYAGE REPAIRS (PER TITLE X) OR STRIKE FORCE INTERMEDIATE MAINTENANCE ACTIVITY
1	DOCKING PLANNED INCREMENTAL AVAILABILITY (DPIA1)
2	DOCKING PLANNED INCREMENTAL AVAILABILITY (DPIA2)
3	DOCKING PLANNED INCREMENTAL AVAILABILITY (DPIA3)
4	PLANNED INCREMENTAL AVAILABILITY (PIA1)
5	PLANNED INCREMENTAL AVAILABILITY (PIA2)
6	PLANNED INCREMENTAL AVAILABILITY (PIA3)
7	REFUELING COMPLEX OVERHAUL (RCOH)
8	NOT USED

4. Availability Serial Number. The availability serial number is the same three-character serial field currently used in Regional Maintenance Automated Information System (RMAIS). This entry is made in the “serial” field of the maintenance data system availability editor window. There are five authorized serial codes used to designate availabilities.
- a. Alongside Availability (XAZ). The XAZ availability is intended to be a planned CM availability, such as a Continuous Maintenance Availability, over a specified period of time determined by the ship’s operational schedule. The TYCOM will schedule the availability during the normal fleet scheduling process. A nominal time frame for availability length is no less than two weeks and no more than six weeks. A ship is not to get underway during any period of the availability. There is no limit to the number of XAZ availabilities that may be scheduled during a year. The first character indicates FY at availability start. The last character indicates a specific XAZ

availability during that FY. If the number of availabilities in a single FY results in the Z character being greater than 9, alphabetical characters will then be used beginning with "A". Sequential serial number assignment is desired, but the occasion may arise when a significant schedule change allows for a new availability to be scheduled prior to an existing availability. In this unique case, an availability may be created using an out of sequence serial number. This eliminates the need to move jobs that are already screened in RMAIS and Navy Maintenance Database and additional maintenance data systems. Availabilities may be scheduled in RMAIS for future years using notional time frames and the exact dates can be adjusted later once a more precise schedule is issued. All executing activities may be scheduled to work during this availability. If a job scheduled for completion is not started, then it must be moved into another availability and the availability closed on the scheduled completion date. The fact that the job was not completed will be reported in the availability completion report.

- b. CNO Scheduled Availability (XCZ). The XCZ availability is the scheduled CNO availability published in the OPNAV 4700 Notice. These availabilities are normally conducted in a shipyard under the direct supervision of the Naval Supervisory Authority. All major modernization programs will be scheduled for CNO availabilities. Other executing activities may conduct work during these availabilities pursuant to the contractual limits imposed by the shipyard and the Naval Supervisory Authority. Notional CNO availabilities may be established for years beyond the scope of the OPNAV Notice to support long-term work item placement. The first character indicates FY at availability start. The last character indicates a specific XCZ availability during that FY. Software programs require that only one contract solicitation may be recorded against a given availability, therefore the situation may arise when two availabilities must be simultaneously executed. In this case, the same type of availability will be used and the next sequential number assigned.
- c. Yearlong Continuous Maintenance Availability (XCM). The XCM availability is a yearlong availability for the scheduling and completion of work items that are not accomplished during any other scheduled availability. A job is not to be kept in the XCM availability if it is accomplished in an XCZ or XAZ availability. The first character indicates the FY.
- d. Yearlong Emergent Work Availability (XEM). The XEM availability is for the completion of emergent work items as defined in Volume VI, Chapter 31 of this manual. Jobs screened to an XEM availability are paid for using emergent work funding. Items assigned to this availability will not be moved into any other availability and will remain in the XEM availability. Emergent work will not be conducted in a XCZ availability. Emergent work that is discovered during a CNO availability will be added to the availability and paid for using CM funding, for example, work required to support light off or sea trials. The first character indicates the FY.
- e. Multi-year Unfunded (UNF) availability. The UNF availability is for those items for which there is no realistic expectation that they will be funded even in the out years but must be maintained for material history purposes. It is also for those jobs with a Maintenance Figure of Merit such that there is a low probability of accomplishment,

but the job remains valid. These jobs will be screened to the UNF availability but will not be authorized in RMAIS.

5. Availability Category Code (Aircraft Carriers). The codes in this section are authorized for use on all Aircraft Carrier availabilities.

CODE	AVAILABILITY ID	EXAMPLE
P	NXX	N09 - ORIGINATING WORK CENTER FOR 2009 CHANGES YEARLY CALENDAR.
P	990	990 - JCN REQUIRES SCD TO BE SUBMITTED. STATIC AVAILABILITY CODE.
P	991	991 - SCD WRITTEN AND SUBMITTED AWAITING APPROVAL. STATIC AVAILABILITY CODE.
P	992	992 - TYCOM HOLD FOR REVIEW OR INVESTIGATION. STATIC AVAILABILITY CODE.
P	REJ	REJ - REJECTED BACK TO SHIP FOR SF ACTION. ACCOMPANIED WITH TYCOM REMARKS. STATIC AVAILABILITY CODE.
P	N43	N43 - SHIP ASSIGNED (SMM OFFICE) TA1, 2, 3. TA4 REQUESTING ACCOMPLISHMENT DURING CNO AVAILABILITY. STATIC AVAILABILITY CODE.
P	BDF	BDF - DEFERRED BASELINE JCN FOR REASSIGNMENT AT A LATER DATE. STATIC AVAILABILITY CODE.
P	CIS	Commercial Industrial Services approved by TYCOM CNAP specific
P	DEF	Non-BWAP JCN deferred by TYCOM from CNO Availability Work Package
P	DIQ	Commercial Preservation Work approved by TYCOM - Indefinite Delivery, Indefinite Quantity CNAP specific
P	MAC	Commercial Deck Work approved by TYCOM - Multiply Award Contract CNAP specific
S	SXX	S09 - SHIP SELF AVAILABILITY 2009 CHANGES YEARLY CALENDAR.

CODE	AVAILABILITY ID	EXAMPLE
U	UNF	UNF - UNFUNDED. STATIC AVAILABILITY CODE.

X, XX = YEAR Z = SEQUENTIAL NUMBER

6. Funding Activity Code. The FAC is a two-digit exportable field in RMAIS. A FAC must be entered for every non-TYCOM funded 2-Kilo prior to being screened and brokered. Any member of the maintenance team authorized to screen work may enter a FAC. The FAC table is NAVSEA controlled. The approved FACs are:

<u>CODE</u>	<u>TITLE</u>
AA	TYCOM CM NON-NUCLEAR
AB	TYCOM EM NON-NUCLEAR
AC	TYCOM DIVING SERVICES
AD	TYCOM FLEET ALTERATION (NON NUCLEAR)
AE	TYCOM FUNDED SEMAT (ETC) SHIP'S FORCE ASSISTANCE
AF	TYCOM NUCLEAR MAINTENANCE OR REPAIRS
AG	TYCOM NUCLEAR ALTERATION
AH	TYCOM FUNDED CNO SCHEDULED AVAILABILITY MAINTENANCE
BA	NAVSEA NUCLEAR ALTERATION
BB	NAVSEA ORDNANCE ALTERATION (ORDALTS)
BC	NAVSEA NON-NUCLEAR PROGRAM ALTERATION
BD	NAVSEA - UNIQUE - NON-NUCLEAR (INCLUDES ALTERATION DEVELOPMENT, TECHNICAL SUPPORT)
BE	NAVSEA - UNIQUE - NUCLEAR OR REFUELING
BF	NAVAL SHIPYARD MISSION FUNDED
BG	SRF MISSION FUNDED
CA	IMA FUNDED MAINTENANCE
CB	IMA FUNDED FLEET ALTERATION
DA	ADMINISTRATIVE SUPPORT NON-NUCLEAR (PRORATABLE) INCLUDING DSA FUNDED
DB	ADMINISTRATIVE SUPPORT SERVICES NUCLEAR (PRORATABLE)
EA	SHIP'S FORCE MAINTENANCE OR REPAIRS
EB	SHIP'S FORCE - SELF HELP HABITABILITY
FA	TECHNICAL SUPPORT: SPAWAR SSC, RMC (MISSION FUNDED)

FB	TECHNICAL SUPPORT: SPAWAR (SEPARATE FUNDING ONLY)
GA	VRT-N, VRT-M, ALRE
HA	NAVAIR (CAFSU, NAWC, FAA, ASIR)
HB	NAEC LAKEHURST NJ
HC	NAWC CHINA LAKE
HD	NAWC PT MUGU
HE	NAWC PAX RIVER
HF	NAWCAD ST INIGOES MD
IA	NSWCCD
IB	NSWCPD
IC	NSWCPHD
ID	NSWC CRANE
IE	NSWC PANAMA CITY
IF	NSWC NEWPORT
IG	NSWC KEYPORT
IH	NAVSURFWARCENIHEODTECHDIV DET PICATINNY
JA	SPAWAR (ALTERATION INSTALLATION TEAM)
KA	ESU
OO	OTHER - EXPLAIN IN REMARKS
VV	VISITING SHIP SUPPORT (FOREIGN NAVY)

7. Example Cases: The FAC is designed to be applied from a user perspective. For example, if Naval Surface Warfare Center, Philadelphia Division (NSWCPD) plans to use an Alteration Installation Team to install an alteration and they are funded for the install, then the maintenance team would select the FAC for NSWCPD. The maintenance team is not expected to know if it was OPNAV or the TYCOM that funded NSWCPD, this is beyond their level of knowledge and those agencies are expected to track their own funds. In this case, a FAC of "IB" would be applied. The following table provides examples of how the various codes can be applied to common availabilities:

Availability Category	Availability Serial	Fund Activity Code
A, K, X, Z	XAZ	AA, AC, AD, AE, BB, BC, FA, FB, VV, OO (Note: 1)
B, C, H, J, K, L, M, N, R, T, W	XCZ	AA, AC, AD, AE, AH, BB, BC, BF, DA, FA, FB, OO (Note: 2)
P	XCM	AA, AC, AD, FA, FB, OO (Note: 3)
P	XEM	AB, BF, BG, VV, OO (Note: 4)
U	UNF	NONE

NOTES

NOTE 1: The primary fund activity code is AA for the alongside availability as most work is TYCOM funded maintenance. Commander, Naval Surface Force Atlantic ships should not use codes CA or CB unless the IMA becomes a fleet funded activity as it is in the Pacific region. Pacific Fleet ships would use CA for IMA work performed during this availability. The voyage repair Availability Category should be used for scheduled voyage repairs using either the AA or AB activity code as appropriate, the XEM availability should not be used for voyage repairs.

NOTE 2: The primary fund activity code is AH and a common additional code is BC. In Atlantic Fleet, any IMA work would use the AA code, Pacific Fleet ships would use CA for IMA work performed during this availability.

NOTE 3: Primary FAC is AA for TYCOM funded maintenance.

NOTE 4: Primary FAC is AB indicating ERATA expenditure. In some cases, BF or BG may be used as dictated by each region.

Examples:

- a. A ship entering a scheduled CNO docking availability in FY07 will have an availability number consisting of a "B" for the Availability Category Code and the serial will use the XCZ format. The full availability number will be B7C1 as this will be the first CNO availability for this ship in FY07. The "B" is entered in its own field in RMAIS using the availability drop down menu. The three-digit serial is manually entered in the "serial" data field of the RMAIS window.
- b. A ship entering an alongside three-week CM availability will use "A" as the Availability Category and the XAZ format for the serial. So the third alongside CM availability for FY06 will be an A6A3 availability. Again, the first digit and the last

three digits are entered in separate RMAIS entry fields. The FAC is applied on a job-by-job basis and is not tied to the availability number. In a single availability, there can be several executing activities and multiple FACs across all the jobs screened to the availability. For example, Job EA04-1111 might be a pump repair screened to Supervisor of Shipbuilding and paid out of TYCOM CM funds so that job will have "AA" FAC assigned when it is screened to the A6A3 availability.

VOLUME II**PART II****CHAPTER 2****SURFACE SHIP AND AIRCRAFT CARRIER WORK PACKAGE PREPARATION**REFERENCES.

- (a) [CNRMCINST 4790.15 – Requirements for Monthly Execution Planning Status Reporting of Surface Ship Maintenance and Modernization Availabilities](#)
- (b) [NAVSEA S0300-B2-MAN-010 - Supervisor of Shipbuilding Conversion and Repair Operations Manual](#)

LISTING OF APPENDICES.

- A Prorate Items with Explanations
- B Master Specification Catalog Maintenance Office Guidelines
- C Surface Ship Prorate Process
- D₁ Cost Surface Ship Availability Milestones
- D₂ Fixed Price Surface Ship Availability Milestones
- E Aircraft Carrier Navy Modernization Process Milestones
- F Planning Priority Matrix
- G Depot Planning Priority Schedule (PSIA)
- H₁ Process Flowchart Firm Fixed Price CNO Availability
- H₂ Process Flowchart Firm Fixed Price CMAV or Emergency Availability
- H₃ Process Flowchart Firm Fixed Price PSIA CNO Availability
- H₄ Process Flowchart Firm Fixed Price PSIA CMAV Availability

2.1 PURPOSE. To establish ship maintenance work items and specification package preparation procedures, milestones and business rules. These rules apply to Regional Maintenance Centers (RMC), Commander, Naval Surface Force Pacific; Commander, Naval Surface Force Atlantic; Commander, Naval Air Forces Atlantic; Commander, Naval Air Forces Pacific; Systems Commanders (sponsoring Program Alterations) and other Alteration Installation Team (AIT) Sponsors. This chapter is not applicable to submarine availabilities.

2.1.1 Prorated Business Rules. This chapter also provides prorate business rules including:

- a. Defining common prorates, those prorates to be assigned to specific alterations, and those Type Commander (TYCOM) operational prorates (Appendix A).
- b. Providing a simple consistent method to divide those prorates between Program Alterations, Fleet Alterations, maintenance and repair items.
- c. Providing a coast specific “Prorate Factor” used in planning as part of the Cost Benefit Analysis of the Ship Change (SC) Document to estimate installation cost of the alteration. Paragraph 2.4.6.2 of this chapter lists the Prorate Factors.

2.1.2 Responsibilities.

- a. The Life Cycle Manager **or** Ship Program Manager (SPM) is responsible for the planning, budgeting and execution of the approved Program Ship Modernization.

- b. The TYCOM is responsible for the planning, budgeting and execution of the approved Fleet Ship Modernization, ship repair and ship maintenance.
- c. The Ashore Ship's Maintenance Manager is responsible for the execution of each ship's Maintenance and Modernization Business Plan (MMBP) and the division of the prorate percentages between Fleet and Program based on the business rules herein.

2.2 SCOPE. The goal of the effort is to deliver effective maintenance and modernization while capturing efficiencies. The cost avoidance can then be put to use in accomplishing additional maintenance. This chapter introduces work package preparation improvements that leverage existing planning information and process capabilities to make final work package content decisions closer to the time work is actually scheduled to begin. This will significantly reduce the churn in the work package content and support timely delivery of all work desired for the Chief of Naval Operations (CNO) availability. This includes the depot level repair and modernization package, Ship's Force, Intermediate Maintenance Activity and AIT modernization work. Effective financial management of ship maintenance and modernization depends upon use of return cost data in planning for future installations. Upon completion of each availability, the participants must use the availability completion report return cost data to update Navy Data Environment modernization cost estimates and the next fiscal year business plan. Return costs for repair work will also be used to populate and validate costs estimates that are resident in the Master Specification catalog. A disciplined prorate distribution process, coupled with updates to the Navy Data Environment database and the business plan will help modernization financial planning and reduce cost surprises both before and during availability execution.

2.3 EXECUTING ACTIVITY PLANNING. Work Package Preparation process improvements include long-term contractual relationships and Private Sector Industrial Activity (PSIA) contracts, with **public** executing activities and private ship repair yards. The Executing Activity (EA) is the public or private enterprise that is assigned or awarded the responsibility for accomplishing the actual production work to effect modernization and repairs to surface force ships **and** aircraft carriers. For the most part, the EAs will perform the planning for accomplishment of the work that they will execute. All work, whether CNO availability, continuous maintenance or emergent work will have a Ship Specification Package (SSP) prepared in the appropriate maintenance database work planning and execution tool. The exception to EA planning is first of ship class ship alteration advance planning (drawing preparation and material ordering). This will be performed by the assigned planning yard. The EA will plan subsequent ship alteration installations provided they are not of such a complex nature that it is determined that these should be assigned to the planning yard. In most cases, as part of the planning effort, the EA will prepare the actual work specification (accomplished today in the Navy Maintenance Database (NMD) for depot level or in another maintenance Automated Information System for I-Level). The exceptions to the EA work item preparation is that the government may elect to accomplish work item development to provide an avenue to train government personnel in the critical skill sets used during the work item development process or to provide surge capabilities for the EA during peak work loading.

2.4 MASTER SPECIFICATION CATALOG.

2.4.1 Work Package Preparation. The Work Package Preparation process will leverage the large library of planning documents that exist today and are currently stored in Master Specification

Catalogs (MSC). The MSCs provide a ready resource of technically correct and current work items that are universally accessible for use. The vast majority of these documents can be reused for planning future repair actions. The primary purpose of the MSC is to reduce maintenance costs by:

- a. Reducing planning efforts.
- b. Identifying and promoting best practices.
- c. Effectively managing lessons learned.
- d. Minimizing delays associated with maintenance planning.
- e. Providing a cost estimate for the work item.

2.4.2 Use of the Master Specification Catalog. Use of the MSC by Maintenance Teams and Planners at maintenance activities is mandatory. Processes are established to allow all users to recommend content and provide feedback regarding the quality of specifications and templates. The Depot level MSC can be accessed through the NMD application. The Depot level catalog consists of master specifications, specifications used directly without any modification, and templates that can be used with minor modifications. NMD has been modified to capture the contractors' planning estimates and actual return costs. This allows standard costs to be developed for the specifications residing in MSC. The D-Level MSC is maintained by the Master Specification Catalog Maintenance Office (MSCMO) at Surface Maintenance Engineering Planning Program (SURFMEPP), who is assigned to standardize all templates to the maximum extent possible to ensure the specifications that reside there are technically correct and reflect the most current guidance. Appendix B provides the general guidelines for template preparation, processing and maintenance. The MSCMO will incorporate the directives of Naval Sea Systems Command (NAVSEA) Standard Specification for Ship Repair and Alteration Committee, and Volume VII, Chapter 4, Appendix 4-E of this manual. Under certain circumstances, these guidelines may expand upon or differ from Volume VII, Chapter 4, Appendix 4-E of this manual. The intent is to standardize templates for all ship classes at each geographic location. The MSCMO relies on the expertise of the author for technical content of templates, although when processing a template, the MSCMO will question areas of omission and scrutinize non-conformance to Volume VII, Chapter 4, Appendix 4-E of this manual. SURFMEPP also acts as the clearinghouse for the nomination or acceptance of additional specifications to the MSC.

2.4.3 Central Planning Activities. Central management is used to ensure quality and consistency of the catalog content and a Central Planning Activity is assigned for each branch to carry out central management responsibilities. For the NMD branch, the Central Planning Activity is the MSC Maintenance Office and is functionally part of SURFMEPP. For the I Level Planning, the Central Planning Activity is the Southwest Regional Maintenance Center. The Central Planning Activity responsibilities include:

- a. Ensuring MSC content adheres to a standard format.
- b. Enforcing technical authority compliance for MSC content.
- c. Ensuring reference lists cited by MSC content are current.
- d. Ensuring that documents stored in the MSC are current and technically correct.

- e. Managing the review process for proposed MSC documents.
- f. Managing the MSC document change process.
- g. Addition of new content to the MSC.
- h. Deletion of content from the MSC.
- i. Analysis of feedback and metrics; monitor and maintain MSC content quality.
- j. Monitoring MSC business rule compliance.
- k. Providing decision quality data to oversight commands and committees.
- l. Provide first level support for questions related to MSC use or content.
- m. Screening requests for access to the MSC prior to submittal to the catalog user and Information Technology management offices.

Each Central Planning Activity has established detailed processes to accomplish the responsibilities. These processes are contained in Central Planning Activity process or instruction manuals.

2.4.4 General Process. The general process for using the MSC is discussed in this paragraph. While details and terminology will vary from system to system, the basic workflow and responsibilities are common to both systems.

- a. The ship identifies a problem and requests a maintenance action via the Office of the Chief of Naval Operations 2-Kilo Maintenance and Material Management Maintenance Action Form (OPNAV 4790/2K) using the ship's Maintenance Data System.
- b. The request is transferred to the fleet brokering system - Regional Maintenance Automated Information System.
- c. The Maintenance Team screens the request, determines maintenance level, and enters the appropriate branch of the MSC to determine if there is a work item that accomplishes the scope of work required by the work request.
- d. If there is a work item, the OPNAV 4790/2K is annotated with the work item identification information prior to brokering the OPNAV 4790/2K.
- e. The OPNAV 4790/2K is brokered to a maintenance activity.
- f. The maintenance activity receives the work request and checks for MSC information. If there is MSC information that identifies a master specification, or if the maintenance activity identifies an appropriate master specification, the maintenance activity uses the specified pre-planned MSC specification and adds the new specification to the work package without additional planning review.
- g. If there is MSC information that identifies a template, or if the maintenance activity identifies an appropriate template, the maintenance activity uses the specified pre-planned MSC template, makes the required changes, performs the normal planning reviews, and then adds the resulting work item to the work package.

- h. If there is no catalog identification information, the maintenance activity verifies that there is no appropriate master or template. After verification, the activity plans the work using the established planning and planning review processes. The maintenance activity also forwards the new work item to the MSC Maintenance Office and local standards personnel as a proposed template.
- i. The work in the work package is released at the appropriate time and sent through established work integration or contracting processes.

2.4.5 Common Business Rules. There are seven business rules that are common to both branches of the MSC. These business rules form the fundamental base for the catalog. Consequently, Central Planning Activity processes, as well as programming of the MSC software systems, are designed to support these business rules. Additionally, enforcement of the rules is required to attain MSC goals. Metrics and review processes have been established to support compliance monitoring and reporting. The following business rules apply to both branches of the MSC.

NOTE: NAVSEA “STANDARD ITEMS” ARE NON-DEVIATIONAL.

NOTE: CONTRACTS DICTATE THAT “TEMPLATES” MAY BE CHANGED OR MODIFIED. CHANGES **MUST BE FED BACK TO THE MSCMO AS APPROPRIATE.**

- a. NAVSEA Standard Items **must** be used whenever they fulfill the requirements of a specific maintenance task.
- b. Standard Items and templates **must** be the preferred method of planning for both public and private Lead Maintenance Activities (LMA).
- c. NAVSEA Standard Items will be used without change.
- d. NAVSEA Standard Items and templates **must** be centrally filed and maintained by a Central Planning Activity. Only the Central Planning Activity will be allowed to store, delete or change the status of a NAVSEA Standard Item or template stored in the central library.
- e. MSC task lists will adhere to a specific format. The format is defined in:
 - (1) Volume VII, Chapter 4, Appendix 4-E of this manual maintained on the Standard Specification for Ship Repair and Alteration Committee (SSRAC) web site.
 - (2) Enclosure (1) of the I-Level MSC process manual for I-Level specifications and templates.
- f. NAVSEA Standard Items are reviewed prior to approval for use. No additional planning review is required prior to use of a Standard Item to accomplish a maintenance task.
- g. Although NAVSEA Standard Items do not require planning review, they are subject to established release, scheduling and integration planning processes.

2.4.6 Prorate Information.

2.4.6.1 Prorate Distribution Process. The prorate distribution process map (Appendix C) summarizes the steps in arriving at an equitable distribution of prorate costs. The prorate distribution process follows these milestones:

- a. April prior to execution fiscal year:
- (1) RMC, TYCOM or Program Executive Officer (PEO) SHIPS issues the Maintenance and Modernization Business Plan Guidance. This is the baseline for prorate distribution.
 - (2) The TYCOM input to the MMBP will provide total dollars budgeted for the Fleet Modernization, Maintenance and Repair scheduled for each availability.
 - (3) The Program Modernization input to the MMBP is the Extended Planning Hull Maintenance Plan which provides man-days and material costs for each scheduled SC. The RMC multiplies the current port man-day rate by the total number of program man-days, by appropriation, and adds locally procured material costs to provide total "installation dollars" for Program Modernization.

NOTE: THE TOTAL DOLLARS USED TO DETERMINE THE PRORATE PERCENTAGES DO NOT INCLUDE SERVICES, GROWTH OR AWARD FEES.

- (4) The proportion of TYCOM dollars and Program dollars relative to the total dollars will provide the percentage of prorate costs assigned to TYCOM and Program respectively.
- b. **Following** Maintenance and Modernization Process milestones as shown in Appendices D and E:
- (1) TYCOM or PEO SHIPS issues the Letters of Authorization for all modernization.
 - (2) The work package that began definition at the Integrated Planning Conference is further refined with a 50% lock on repair items. The Project Manager provides a list of expected prorated items, with work item numbers assigned, using Appendix A for guidance, for all Program and Fleet Letter of Authorization authorized modernization and TYCOM repair items.
 - (3) All SCs listed in the Letter of Authorization, except ST1 and ST2 SCs, are mature, impact approved or are removed from the Letter of Authorization (except for ST1 and ST2 SCs, Programmed but not Authorized SCs will be removed at this time). This locks the prorate distribution percentages. This milestone obligates the cost of prorates based on the locked Letters of Authorization and MMBP budget of the repair and maintenance package.
 - (4) If one of the participants elects to remove maintenance, repair or modernization work from the availability work package after 80% lock, that participant is still responsible for payment of the actual prorate costs incurred, as of the date of the withdrawal, on execution planning for the removed work.

In the event a Program SC owner declines to comply with paying the prorate charges, payment of the delinquent charges will be a prerequisite for adding the SC to the Letter of Authorization for the next availability for which the SC is programmed.

- (5) If new modernization work is added after 80% lock, the activity requesting the SC will incur all additional prorate costs generated as a result of the additional work.
 - (6) A 100% lock is placed on all repair items. Funding is requested from the participating activities. The Naval Supervisory Authority (NSA) must receive funding to support definitization.
 - (7) The modernization, maintenance and repair package is definitized.
- c. If the availability is extended, the additional prorate requirements are paid for by the party **or parties** causing the extension.
 - d. Once the originally planned growth pool is expended, large increases due to growth (exceeding 2% of the total work package costs) will result in reallocation of prorates.

2.4.6.2 Prorate Factors. The prorate factor is used in the budget process for modernization, repair and maintenance, in order to ensure adequate funding for planned work. The following prorate factors are to be applied to total estimated ship repair cost to forecast the portion of total cost for “Prorate” effort. These factors are based on data from selected Departure Reports for ship repairs completed in 2003 through 2005 and are subject to periodic updates.

	Prorate Factor		
	<u>East coast</u>	<u>West coast</u>	<u>Navy-Wide Average</u>
All Prorate work	33%	33%	33%

2.5 MILESTONES. Package preparation milestones have been developed that support the continuous maintenance philosophy. These milestones are designed to allow a more continuous flow of work to create a work package. The milestones now require that only 50% of the work, measured by 50% of the budgeted funds for repair work during the availability being committed, be “locked” at the 50% lock **per** the appropriate milestones in Appendix D₁ or D₂ of this chapter for Surface Force Ships and Appendix E of this chapter for Aircraft Carriers. It is expected that this work will be repair and major industrial work that is generally known well before the 50% lock. Every effort should be made to include unscheduled and unaccomplished mandatory Class Maintenance Plan work items in the ship’s Baseline Availability Work Package (BAWP) in the work package. Once work is placed in the package, and funding for that work is committed, the EA is authorized to plan that work, order material and expend other funds as necessary to execute the work. It should be the rare exception that work is ever removed from a work package. TYCOM will obtain technical adjudication for any BAWP items prior to the removal of any BAWP item from the work package. It is extremely important that the right work at the right time is placed in the work package. Operational commitments, port loading or other reasons may require modification to availability schedules and milestones may need to be adjusted accordingly.

- a. (Surface Force Ships Only) Availabilities that are in the A-720 to A-360 window when rescheduled should not impact the Maintenance and Project Teams ability to meet milestones that begin inside of the A-360 date.

- b. Milestones that are agreed upon by TYCOM and Program Office at the Advance Planning to Planning Event will be included in the NSA's Naval Message of the Joint Fleet Maintenance Manual tailored milestones released within five working days of the event.
- c. Availabilities that are within the A-360 window may miss milestones due to the compressed timeline, however, every effort should be made to accommodate those milestones lost to compression. There should be no attempt to compress milestones of an availability that is already inside of the A-90 date. The TYCOM, NSA, affected Program Office and LMA will agree on the compressed milestone timeline and enter a Memorandum of Agreement (MOA) for the record dictating the agreement. Additionally, there may be instances where other factors create a need to make milestone changes after A-360 that are not related to compression issues. In these cases, the process to approve milestone changes remains the same as the compressed timelines. The following steps must be adhered to for all milestone changes after A-360:
- (1) The Contracting officer and the Project Team should be notified immediately. Additionally, should the Primary Contracting Officer (PCO) or Administrative Contracting Officer make any changes, C300 (to include the Program Manager) should be notified immediately.
 - (2) Adjustment of milestones will be addressed and adjudicated by TYCOM, NSA, affected Program Office and LMA.
 - (3) Where availability compression or a milestone change after A-360 is deemed necessary, all efforts will be made to preserve the 100% lock date to meet planning and estimating requirements to support the on time release of the proposal and contract award or the Final Technical Analysis Report (TAR) and contract definitization. If it is determined the 100% lock date must move, TYCOM and affected Program Office concurrence is required and the NSA **must** develop a mitigation plan to ensure on time contract award **or** definitization. If milestone changes cause a loss of either the 50% or 80% lock milestone, the 100% lock date must be adjusted to 15 days earlier in order to accommodate an excess of scope, plan and estimate requirements. This will aide in completion of Final TAR and contract definitization on their regularly scheduled dates.
 - (4) TYCOM, NSA, LMA, Program Office sign MOA identifying the adjusted milestones.
 - (5) Where applicable, the appropriate package lock date should be met as soon as practical (if lost in the compression) following the change of availability dates. The Class Maintenance Plan (CMP) BAWP should be used to accommodate this event. Repair items on the Current Ship's Maintenance Project (CSMP) will also be locked based on the highest readiness return on investment (Use Maintenance Figure of Merit screening values where appropriate). For example, if the availability is compressed and the 50% or 80% lock milestones were lost in the compression, they should in turn be met as soon as practical.

- (6) All work items should be scoped, estimated and TAR submitted.
- (7) In all cases, the Final TAR and definitization milestones **must** be met.
- (8) In all cases, an Integrated Project Team Development (IPTD) Integrated Planning Conference (IPC) and Work Package Execution Review (WPER) **must** be convened to discuss the integration and execution plans regarding the adjusted work package and accommodate Project Team communications regarding changes.

2.5.1 Milestone Compliance. (Surface Force Ships Only) All Availabilities (e.g., CNO, CMAV, CM, EM) in the Navy Maintenance Database (NMD) **must** meet the requirements of the Maintenance and Modernization Milestones **per** the milestone chart located in Appendix D of this chapter. The Maintenance Team Project Manager is responsible for ensuring that all milestones (for the specific contract type) are entered in NMD.

- a. Any changes to milestones dates must be entered in NMD in the "Revised" column with the authorized revised date.
- b. Actual milestone completion dates must be entered in NMD.
- c. If a milestone is late being met, a comment must be entered in NMD stating the reason.

2.5.2 Committed Work at 80% Lock. The milestones require that 80% of the depot level work package be committed at 80%, and 100% of the Ship's Force and I-Level work that is planned to be executed during the availability concurrently with the depot level work be identified. This provides a period of time during which this work can be evaluated and placed in the depot level package if necessary. Additionally, all AIT support requirements must be identified no later than the 80% lock date.

2.5.3 Committed Work at 100% Lock. One hundred percent of the depot level package must be identified, with the activity accomplishing the planning to complete planning and estimating **per** the appropriate milestones in Appendix D₁ or D₂ of this chapter for Surface Force Ships and Appendix E of this chapter for Aircraft Carriers. The EA will then have 30 days to produce an integrated work schedule that will be reviewed at a Work Package Execution Review. By delaying the final commitment of the last 20% of the depot level work package until the 100% lock date, there should no longer be any reason to front load "insurance" work. The new entitled work package preparation process will better reflect the most current priority of maintenance that needs to be performed on the ship. **These** milestones are designed for use by those ships supported with PSIA contracts. For Surface Force Ships, Appendix D₁ describes milestones to be used for cost contracts and Appendix D₂ describes milestones to be used with Firm Fixed Price (FFP) contracts. Where PSIA contracts are not in effect and no existing Indefinite Delivery, Indefinite Quantity (IDIQ) contracts cover the work contemplated, work packages for Continuous Maintenance Availabilities (CMAV) must be submitted to meet local contracting milestones.

2.5.4 Automated Work Request Screening. By no later than the 100% lock date, the entire depot level package **must** have been screened to the appropriate IT System availability by the Ashore Maintenance Manager (PE). The PE **must** screen the Automated Work Requests (AWR) based upon the established TYCOM controls and planning budget. The Project Manager will

broker the screened work to the planning activity for development of work specifications. No additional AWRs **must** be brokered for inclusion into the basic proposal after lock date.

- a. The 100% package lock is the official milestone to mark identification of 100% of the work requirements for an availability based on the MMBP budget. All work added to or deleted from the package after the 100% lock will be via errata, addendum or inducted as new work via the Request for Contract Change Process.
- b. For certain availabilities, the 100% lock date will need to be adjusted to a date which will support timely definitization. Appendix D₁ or D₂ reflects the various milestones based upon the package size. This will usually be based upon the total projected budget (all funding sponsors) of the project to be contracted. The RMC and TYCOM **must** agree upon the change in planning preparation dates. It is anticipated that any change will be made no later than A-360.
- c. TYCOM Port Engineers **must** screen work using AWR estimates against their Available Controls **and** budget. Available planning budget is defined as the remaining budget after Long Lead Time Material (LLTM), contractor fees, other work and growth pools are subtracted from controls.
- d. The contractor Class C and Independent Government Estimate (IGE) submission at the 50 and 80 percent milestones are required to ensure that calculations of package build are based on an accurate estimated value.
- e. The Project Manager will verify that the planning budget supports the estimated value of the 100% locked work package. If the work package exceeds the planning budget, the Project Manager will notify the funding sponsor(s) of the delta and request additional funds or removal of work from the authorized priority list to get to the budget allocated.
- f. On the lock date, the Project Manager will provide the RMC Administrative Contracting Officer with a complete **and** consolidated list of all AWRs that make up the 100% D Level work package. The Administrative Contracting Officer will issue the list of AWRs to the PSIA contractor annotating that all AWRs listed constitute the basic work package. The contractor **must** ensure that all AWRs listed are incorporated in work items, published and included in the proposal through to award. Currently availabilities are not being definitized on time due to the time it takes from package lock. Furthermore, churn in package content after the 100% lock date causes turmoil in the contractor's ability to develop a work package proposal.

2.5.5 Flow Metric. In order to track the progress of creation of the work package, a work package flow metric has been created. This metric will provide the maintenance team a tool to manage their work package preparation progress. It also provides the RMC Commander and the maintenance teams a leading indicator of the manner in which the ship's Maintenance and Modernization Business Plan is being executed.

2.6 CONTINUOUS MAINTENANCE AVAILABILITIES. CMAVs are intended to provide the maintenance team with the flexibility required to do the right maintenance at the right time for the right price. An additional intent of CMAVs is to provide the agility required to support the fleet response plan.

2.6.1 Continuous Maintenance Availability Types. CMAVs are established as the only type of availability that will be accomplished on Surface Force ships outside of CNO availabilities for non-emergent maintenance. Fleet Maintenance Activity Availabilities, Restricted Availabilities, Technical Availabilities are no longer authorized to describe ship maintenance availabilities. There are two basic types of CMAVs, scheduled (XAZ) and unscheduled (XCM). CMAV schedules will be reviewed at each Planning Board for Maintenance and will be adjusted as ship's operational schedules dictate. Schedule adjustment should be requested by the ship via naval message to the Immediate Superior In Command (ISIC), information to the applicable RMC.

2.6.2 Continuous Maintenance Availability Business Rules. The following CMAV business rules have been established to provide guidance for developing work items associated with scheduled and unscheduled repair and modernization availabilities, managing assigned work brokered to both CNO and CMAV availabilities for FFP and PSIA contracts, and establishing priorities for the executing activity to accomplish planning and execution of Work Candidates into work items. This enables the Vision of Entitlement to be realized. The Vision of Entitlement requires a somewhat continuous flow of the planned work items to allow for a continual estimating, work item review and cost definitization process.

2.6.2.1 Applicability. This process is applicable to all personnel involved with writing work items for repair and modernization contracts using work items developed **and** maintained in NMD **per** this manual, Maintenance and Modernization contracts and NAVSEA Standard Items. The start and stop points of the process are when a Work Candidate is brokered from an appropriate IT system into an availability and the production period of the maintenance availability is completed.

2.6.2.2 Ship Specification Package. The Project Manager, or if required by contract, the contractor's Planning Manager on behalf of the Maintenance Team **must**:

- a. Establish a SSP within NMD Planning for scheduled and unscheduled CMAVs ((XAZ), (XCM) and (XEM)) and set up the availability in NMD to receive AWRs from Regional Maintenance Automated Information System (RMAIS) electronically **per** this manual.
- b. For each Work Candidate that is brokered to the availability in NMD, ensure that the planning date, the "Deadline Date" and the "Availability Number" (in which an availability period can be entered) listed on the Work Candidate is correct, and also include a preliminary man-hour and material cost estimate. Work must be planned and estimated (man hours and material cost) with LLTM identified prior to being routed into any NMD execution availability. This planning estimate is necessary to more accurately predict, for a CNO availability, what percent of the package (in dollars), has been authorized at the 50%, 80% and 100% milestones, and for a CMAV (XAZ) and (XCM) availability, will allow **the Navy** to know if **they** have adequate funding available in the budget. A minimum of **fourteen calendar days** should be allowed for planning unscheduled (XCM) availabilities before routing a job to an NMD execution availability.

2.6.2.3 Planning. With the creation of an SSP in NMD, the actual Planning start and stop dates for the execution of the work within that SSP will be established. The one exception to this will

be the yearlong CMAV, Scheduled or Unscheduled CMAV (XAZ) and (XCM) (XEM) availabilities.

- a. All valid maintenance items will have a specification prepared in the NMD Planning module **per** this manual. All new work will also be written in the planning module of NMD.
- b. When a valid maintenance item is ready for brokering, review of the currently scheduled SSP availabilities in NMD Planning will then determine to which SSP the item should be added. All SSPs existing within NMD Planning will have a date established when that package should be “locked” per the advance planning milestones contained in Appendix D₁ or D₂ of this chapter. No valid work items can be added to an existing SSP if the current date is past the “lock” milestone date without providing a written detailed description of the rationale used to add it in the “Work Item” comments field.
- c. The priorities for the Planning Activity are then established by the next scheduled availability milestone that is coming due **per** Appendix F and G. This could be a CNO, the next scheduled CMAV (XAZ) or yearlong XCM availability. Process flowcharts appear in Appendices H₁ through H₄ of this chapter. The yearlong XCM SSP availability will be a workload leveling mechanism for the planning activity and the goal would be to have these items brokered, planned, material ordered, funded, scheduled and ready to start work within 14 calendar days prior to start. The valid maintenance items in the XCM SSP availability will become candidates for scheduled CMAVs and unscheduled XCM execution availabilities (windows of opportunity) that are identified on short notice. These planned work items for PSIA contracts will be routed to NMD execution availabilities that branch off of this yearlong NMD XCM planning availability. Re-broker those remaining AWRs at the end of the fiscal year, into the next fiscal year long XCM and scheduled CMAV (XAZ) SSP availability. Refer to Appendices H₁ through H₄. Refer to Appendix F to assist in determining priority of planning work.
- d. If the urgency to accomplish any emergency maintenance repairs does not allow for development of a work item prior to the start of work and a work item does not exist in the MSC, then a work item will be prepared after completion of work to document it within NMD. Route these emergent Work Candidates to the applicable SSP planning availability, which can then be forwarded to the NMD execution availabilities where the emergency maintenance work was executed.
- e. The Project Manager will check NMD daily for AWRs received in NMD SSP planning availability, review and validate each AWR to determine scope of work. If the information contained in the AWR is insufficient to write a work item, the Project Manager **must** coordinate and manage any required shipchecks.
- f. The RMC will determine who should plan a given availability (other than CNO) based on manpower available either at the PSIA contractor or the Government. (Check Contract Line Item Number verbiage for actual contract requirements.)

2.6.2.4 Planners and Estimators.

2.6.2.4.1 Key Terms. Key Terms as found in Volume VII, Chapter 4, Appendix 4-E of this manual.

- a. Standard Items: Mandatory and non-deviational. There are two types of Standard Items:
 - (1) Standard Items (SI)
 - (2) Local Standard Items (LSI)
- b. Templates: Work Items that can be modified and used for single or multiple ship classes. There are **five** types of Templates:
 - (1) Standard Work Templates (SWT)
 - (2) Class Standard Work Templates (CSWT)
 - (3) Local Work Templates (LWT)
 - (4) **Basic Work Shell Template (BWST)**
 - (5) **Master Specification Work Template (MSWT)**

2.6.2.4.2 Planning and Estimating Process.

- a. Determine if the information contained in the AWR is adequate enough to write a work item. If yes, continue development. If no, check the inadequate box and note reasons for inadequacy, then continue.
- b. Review for MSC Templates:
 - (1) Identify appropriate Ship Work List Item Number that applies for AWR to be planned under.
 - (2) Check **or** search for an appropriate Master Specification Template such as a Class Standard Work Template, Standard Work Template or Local Work Template that addresses the scope of work identified in AWR.
 - (a) If no applicable template is found, check **or** search for a previously written work item that is applicable and addresses the scope of work identified in AWR.
 - (b) If no previously written work item is found that is applicable, check **or** search for a “basic” work item template **or** format.
- c. Select appropriate Master Specification Template, previously written work item or “basic” work item template **or** format and initiate planning the work item.
- d. Identify and validate all references, including Liaison Action Requests **or** Reverse Liaison Action Requests required to complete the work item.
- e. Identify test requirements needed to complete work item. If test procedures are required, obtain from execution site design group, planning yard contractor or In-Service Engineering Activity.
- f. Identify security and certification requirements. Develop technical requirements and Planning Estimate.

- g. Identify repair material required to include long lead-time items and submit to material specialist for procurement.
- h. Determine if there is Hazardous Material involved with the work item.
- i. Review the completed work item for candidacy as a new or revised template for inclusion into the MSC. If a candidate, submit the new or revised template to the local NSA Standards Person for review and subsequent routing to the MSCMO for processing and inclusion into the catalog.
- j. Route completed work item in its preliminary state to the Program Manager queue in NMD to be included in a final review work package compiled in NMD.

2.6.2.5 Maintenance Team Program Manager.

- a. Route review work package of work items to Prelim Spec review web site. Web site address: <https://www.spear.navy.mil/onlineSpecReview.aspx>.
- b. Review and respond to comments on prelim work item review web site.
- c. Route and approve work items to “APPROVED” work item review web site.
- d. Process entire work package and issue.

2.6.2.6 Advanced Planning Manager. The PSIA Contractor will publish the CNO PSIA Package in NMD at A-60 and the CMAV PSIA at A-25. This is an important milestone **and** metric captured within NMD.

2.6.2.7 Scheduled Availabilities.

- a. Scheduled XAZ availabilities are normally 3 to 6 weeks in duration and are nominally scheduled once per non-deployed quarter during a period when the ship will be in port at least three continuous weeks. The ship, via the ISIC, will schedule XAZ availabilities. RMC requirements will be addressed to the ship via the maintenance team. Adjustments to XAZ availability start dates are inevitable; however, the start dates may not move “forward” if package preparation and work package “lock” milestone dates would be violated by the new start date. In this case, the applicable XAZ CMAV availability must be rescheduled to support the entitled process milestone dates. In general, CMAVs will be scheduled to start on the first weekday after arriving in port and will be scheduled to complete one week prior to the scheduled underway day. The minimum length of a ship’s uninterrupted period will be three weeks if an XAZ availability is to be scheduled, with the XAZ availability preferably being a minimum length of three weeks. Any XAZ availability that is scheduled without adhering to these minimums should be avoided and work required during that timeframe will be conducted as XCM. Ships and ISICs **must** ensure that other in port requirements (training, inspections, etc.) are not scheduled concurrent with an XAZ availability if these requirements will impede scheduled production.
- b. CMAVs will not normally start on weekends or holidays when support for tag-outs and availability start up is limited, and will not be the same day the ship arrives in port. As a result of requiring the XAZ availability to complete one week prior to getting underway, a reduction in premiums is expected by eliminating the last minute rush to complete work to support the scheduled underway. Maintenance teams must

ensure that work scheduled for an XAZ availability can realistically be accomplished in the production window. When operational schedule changes occur early enough to allow the scheduling of an additional XAZ availability without violating the milestones discussed in paragraph 2.5 of this chapter, a new XAZ availability should be scheduled when possible rather than executing maintenance in the unscheduled XCM availability. Additionally, the length of an existing XAZ availability may be increased to accommodate changes in operational schedules provided none of the scheduling rules are violated.

NOTE: XCM AVAILABILITIES ARE NOT TO BE USED AS HOLDING QUEUES FOR MAINTENANCE ITEMS.

2.6.2.8 Unscheduled Availabilities.

- a. The unscheduled XCM availability is a single yearlong availability, for the period of 01 October through 30 September, scheduled for each ship every fiscal year. This yearlong availability is used to accomplish maintenance when a ship is not in a scheduled XCM availability or CNO availability. Since the XCM CMAV Windows Of Opportunity (WOO) are potentially short notice, a reduced set of D level milestones is established. Read in three columns:

<u>TASK</u>	<u>RESPONSIBLE ACTIVITY</u>	<u>MILESTONE</u>
WORK SPECS DEVELOPED	RMC OR MSR	WOO-14
WORK PACKAGE DEFINITIZED	RMC OR MSR	WOO-7

- b. No length requirement exists for an XCM availability. These are accomplished as WOOs become available. If a work item is determined to require more than one WOO to accomplish in its entirety, then it may be executed during multiple WOOs provided that it can be broken into several shorter period requirements.

2.6.3 Continuous Maintenance Availability Applicability. The CMAV business rules apply to all XAZ availabilities and XCM. Since the potential exists for CMAVs to become increasingly more complex, an NSA will be assigned for every CMAV. The NSA will typically be the applicable RMC, or naval shipyard (if applicable).

2.6.4 Work Included in Continuous Maintenance Availabilities. All levels of work (organizational, intermediate and depot) **must** be included in a single CMAV for a specific availability period regardless of the executor (Ship's Force, RMC production personnel or contractor). The intent is to integrate all types of work into a single production schedule for a specific CMAV. Separate intermediate and depot availabilities will not be established for the same period of time. Dependent upon complexity of the scheduled maintenance or modernization and the number of maintenance activities involved, the Ashore Ship's Maintenance Manager may include a work item for production scheduling and integration in the work package or bid specifications. If this work item is not used, then the Ashore Ship's Maintenance Manager will perform this function.

2.6.5 Concurrent Continuous Maintenance Availabilities. It is incumbent upon the Ashore Ship's Maintenance Manager to ensure that two non-emergent availabilities are not in progress at the same time. Additionally, CMAVs are not to be scheduled concurrently with CNO availabilities. As required, XCM work items meeting the requirements of paragraph 2.6.2.8 of

this chapter that are being accomplished in WOOs may overlap with XAZ and CNO availabilities.

2.6.6 Ship Movement During a Continuous Maintenance Availability. In order to maintain focus on the maintenance work package and minimize premium costs, no ship **must** get underway during a CMAV other than to support the maintenance availability or to complete sea trials. Maintenance that prevents a ship from being ready for sea within 96 hours will normally only be screened to XAZ availabilities. Ships will notify their ISIC of any production item that will prevent the ship from getting underway within 96 hours. If this work is being conducted within a scheduled XAZ availability, a waiver is not required. It is imperative that the ISIC take a proactive role in ensuring that the integrity of the scheduling process be maintained as it relates to CMAVs. CMAVs must be incorporated into the ship's operational schedule and must remain as a priority for completion.

2.6.7 Continuous Maintenance Availability Metrics. In order for accurate metrics to be obtained, it is imperative that all CMAVs be planned and executed utilizing the appropriate IT systems. The following placement and oversight metrics will be collected to measure the effectiveness of the CMAV process. This is not a complete listing of all CMAV metrics. Volume VI, Chapter 36 of this manual provides additional guidance and discussion on the metrics topic.

- a. Award on time delivery (XAZ only). Scheduled CMAV "on time award" is defined as the percentage of time contract award is made on time or early.
- b. Completion on time delivery (XAZ only). The CMAV completion on time delivery metric calculates the percentage of occasions when a CMAV availability is completed on or before the CMAV end date as recorded in the appropriate maintenance database.
- c. Availability churn (XAZ only). The CMAV availability churn percentage is a monthly capture of the dollar value of work items changed, deleted or added in a CMAV work package from contract award until availability completion versus the dollar value of the work package at award for all CMAV availabilities that ended in the current measurement month and the previous two months. This metric is collected by availability and reported in the month the availability completes.
- d. Growth and New Work Premiums. The Growth and New Work Premiums metric is a measure of late work premiums paid as a percent of growth and new work monthly. It does not include authorized work included at the start of the availability as growth reserves for specific work items or execution of pre-priced option items if executed within the scope and schedule as pre-priced. This metric is collected weekly with each change to the original contract award (FFP) or definitization (PSIA) work package transaction being reported one time in the data call for the week in which it was settled for scheduled CMAVs.

2.6.8 Continuous Maintenance Availability Late Work Premium (XAZ only). The CMAV late work premium metric is a measure of the total dollar value of late work premiums paid for CMAV availabilities completed in the current month divided by the sum of the execution contract award (FFP) or definitization (PSIA) and the settled cost of all Request for Contract Changes for that availability.

2.6.9 Continuous Maintenance Planning. Continuous maintenance is the process of scheduling and accomplishing work outside of CNO availabilities. PSIA contracts create a long-term relationship with the EA that accomplishes the continuous maintenance to maintain the ship at an acceptable readiness level. The Ashore Ship's Maintenance Manager will use every scheduled in-port period as an opportunity to accomplish continuous maintenance. Funding for continuous maintenance is included in the ship's Maintenance and Modernization Business Plan. In order to prevent premiums from being accrued, a minimum of 30 days will be allotted between the time depot level work is brokered to the EA and the time work is scheduled to start. A minimum of 40 days will be allotted for work brokered to I-Level activities. This will provide for adequate time to plan the work and acquire the necessary material in an efficient manner. This will allow a Work Package Execution Review to take place and for all work to be definitized **per** the milestones listed in Appendix D₁ or D₂ of this chapter for Surface Force Ships and Appendix E of this chapter for Aircraft Carriers. If these minimum thresholds cannot be complied with, the work should be postponed until the next continuous maintenance opportunity. The Ashore Ship's Maintenance Manager may run a business case analysis if there are other factors that might justify the addition of work inside these preferred windows.

2.7 ADVANCE PLANNING STATUS MESSAGES. The Advance Planning Status Messages required by reference (a) should continue to be issued by the activity responsible for planning the ship's CNO availability. Messages should commence at the completion of the Integrated Planning Conference. These messages play a vital role in keeping all concerned parties informed of the status of the planning effort. The messages document the successful accomplishment or failure to achieve milestones and produce deliverables.

2.7.1 Work Package Execution Review. The Work Package Execution Review meeting, held to review the integrated work production schedule that has been prepared by the EA, is the final opportunity to resolve any work interface or production support issues between the different activities before actual production work begins.

2.7.2 Monthly Execution Planning Status Reporting. (Surface Force Ships Only) The Execution Planning Status reports required by reference (a) **must** be issued by the Naval Supervising Authority (NSA). Reporting **must** commence on the last working day of the month in which the availability was established in NMD. The monthly report **must** conclude with the submission of the A-30 Readiness To Start (RTS) message.

2.8 MAINTENANCE TEAMS EXECUTING MAINTENANCE WITH FIRM FIXED PRICE CONTRACTS. PSIA contracts are not in place for all surface force ships in the Navy's inventory. Some classes of ships will not receive PSIA contracts as they will be decommissioning soon, others have such a small number in their class that it is not worthwhile to do this. A modified planning milestone table for FFP contracts is included in Appendix D₁ or D₂.

APPENDIX A**PRORATE ITEMS WITH EXPLANATIONS**

- A. The following items may be shared by all parties participating in the availability. The share will be based upon installation **man-hours**. The **man-hours** will be the sum of Prime (PSIA), Prime Subcontractor and AIT **man-hours** for each maintenance or modernization work item. These are then subtotaled to arrive at the equitable distribution weight for each participating organization. If the total **man-hours** for an AIT work item is less than 2% of the total work package, then the AIT will not be assigned a share of the prorates. Each of **these** prorated items is followed by a brief description.
1. Production Planning (813-10-XXX): The PSIA contractors are required to develop and maintain an integrated production plan for the availability. The plan integrates all repair and modernization work, including AIT work items. All parties gain benefit from the plan which assists in **man-hour** and material planning for the PSIA contractor as well as the repair and Participating Acquisition Resource Managers (PARM). AITs will not be included in the share of prorates for this item.
 2. Temporary Services (863-50-XXX): These include ventilation air, compressed air, fire main, cooling water, potable water, shore power, sewer connections and welding leads as examples. These items benefit all and are appropriate for equitable sharing.
 3. Housekeeping (864-90-XXX): Housekeeping includes trash disposal, deck coverings, post workday tidying and final cleaning during the compartment closeout process. Every participant benefits from this service.
 4. Integrated Test Plan (894-90-XXX): The Integrated Test Plan is closely associated with the Production Plan. The Integrated Test Plan benefits every participating repair and modernization manager by showing when they can expect various equipment and services to be ready for use and when their own equipment must be ready for testing. Examples include ship's power which must be available to complete combat systems testing.
 5. Program Management (897-00-XXX): Every PSIA contractor has a small staff which manages the overall availability. These include the availability manager and principle assistants. Every participant benefits from this team.
- B. The costs of the following will be charged to the individual work items.
1. Provisioning Technical Documentation (PTD) (830-21-XXX): PTD is the source document notifying the Supply System that new equipment is being installed on the ship. PTD typically arises from a modernization installation or in repair cases where original equipment is beyond repair, or repair parts are not available, and a substitute must be installed. In all cases, the PTD is generated for an individual work item and will be charged accordingly.
 2. Waterfront Liaison Engineering Services (838-10-XXX): Waterfront Liaison Engineering Services are typically required when the Ship Installation Drawings (SID) for a modernization installation have an error or there are interferences not accounted for in the SIDs. It is also possible to need Waterfront Liaison Engineering Services if there are deteriorated structural members **or** sections which must be analyzed to see if

replacement is mandatory or advisable. In all cases, the work is tied to an individual work item.

3. Test Memorandum Development (841-10-XXX): This item is for individual work item testing as compared to the total ship Integrated Test Plan which is shared by all. The individual Test Memoranda are charged to the respective work items.
4. Technical Support (861-00-XXX): This is technical support such as Original Equipment Manufacturer on-site assistance provided for individual work items. In all cases, the support is charged to the individual work item.
5. Condition Report Estimating (862-30-XXX): Condition reports are typically required for “open and inspect” repair items and for emergent requirements during a modernization installation. In all cases, the cost will be assigned to the individual work item.
6. Dry docking (863-40-XXX): Dry-docking may be required for maintenance of the hull or underwater appendages or there may be needs for access cuts low on the hull to install modernization items. Unlike most of the items in this section, the costs will typically not be charged to a single work item. It is much more likely that the costs will be distributed between parties that require use of the dock. The equitable distribution weight factor will be **man-hours**.
7. Hazardous Waste Disposal (863-50-XXX): This item is tied to specific work items. Examples include asbestos from propulsion space piping replacements. Lead abatement when sand or water blasting or doing preparations for welding. In all these cases, charging the cost to an individual work item is appropriate.
8. Temporary Access Cuts (863-60-XXX): In many cases, the cuts are for general access to reduce time to get both people and equipment in and out of high intensity work areas such as main machinery spaces. These cases will probably be charged to the TYCOM. In other cases, cuts must be made for a specific repair or modernization work item and they will be charged accordingly.
9. Gas Free and Maintenance of Gas Free (864-42-XXX): The requirement to gain access to a tank or void is usually job specific and will be charged to the individual work item. Exceptions will be evaluated on a case-by-case basis.
10. Crane Services (865-20-XXX): The crane services requirement will be estimated and assigned to individual work items that require the service.
11. Rigging Services (865-30-XXX): This is for rigging for the cranes and is assigned to individual work items.
12. Material Handling (865-20-XXX): This charge is for the “yellow gear” forklifts that support material handling on the pier, dock or main deck of the ship. The cost is assigned to individual work items that require the service.
13. Fire Watch Services (865-70-XXX): The fire watch personnel are estimated and assigned to individual work items.

14. Quality Assurance Support (866-20-XXX): In keeping with ISO 9000, each PSIA contractor maintains its own Quality Assurance. The cost of Quality Assurance will be assigned to individual work items.
15. Production Supervision (897-00-XXX): Every PSIA contractor has a small staff which manages the accomplishment of repairs and the installation of the alterations. The costs will be assigned to the appropriate work items.

C. The TYCOM will pay for the following items:

1. Armed Security Guards and Waterway Security Barrier (042-27-XXX): The security guards and the water barrier are designed to stop terrorist attacks similar to the events at the Marine Barracks in Beirut and the small craft attack upon USS *Cole*. The security guards are supported by land obstacles which are designed to stop unauthorized boats from approaching the ship.
2. Compartment Closeout Schedule (813-00-XXX): The Compartment Closeout Schedule is developed in conjunction with the Production Plan. The Compartment Closeout Schedule shows when each of the ship compartments will be completed in every respect. This includes all work as well as painting, labeling and final cleaning. The closeouts are usually done by a team of PSIA and Navy (civilian or military) personnel who sign the closeout form.
3. Weight and Moment Change Data (843-10-XXX): Every significant availability requires compilation of weight and moment changes to ensure long-term damaged stability of the ship is maintained. Though many repair items, and some modernization alterations, have negligible impact upon weight and moment, it is impractical to try to fractionalize the weight and moment costs to individual jobs.
4. Ship's Force Parking (863-70-XXX): This is a TYCOM item.
5. RMC Office Space (863-70-XXX): When the TYCOMs assumed responsibility for the repair RMCs, the cost of personnel and spaces became a TYCOM responsibility.
6. Cleaning and Pumping Bilges and Maintenance of the Oil Boom (864-42-XXX): This is a ship housekeeping item that is properly charged to the ship or TYCOM.
7. Light Off Assessment (868-30-XXX): This is a TYCOM item.
8. Dock Trial or Fast Cruise (868-40-XXX) and Sea Trials (868-50-XXX): This is a TYCOM item.
9. Work Authorization Forms (897-00-XXX): The Work Authorization Form formally documents the work scope to be performed, establishes a schedule, provides a cost estimate, identifies a responsible person for accomplishing the work, and provides time phased cost and manpower profiles.
10. Temporary Staging for Ship's Force Use (991-12-XXX): This is a TYCOM item.

APPENDIX B

MASTER SPECIFICATION CATALOG MAINTENANCE OFFICE GUIDELINES

1. Scope. This procedure is applicable to all personnel involved in processing and submitting new proposed templates, including updated proposals of existing templates, in the Navy Maintenance Database (NMD) for processing by the MSCMO.
2. Procedure.
 - 2.1 Template.
 - a. Select template candidate.
 - b. Check for an existing template **or a previously successful Work Item** in the following order:
 - (1) **Master Specification Work Template.**
 - (2) Class Standard Work Template.
 - (3) Standard Work Template.
 - (4) Local Work Template.
 - (5) **Basic Work Shell Template.**
 - (6) Past Availability.
 - c. Initiator of the proposed new template candidate must first review existing templates within the MSC to ensure a duplicate is not being created. If there is no duplicate, initiator can proceed with proposal.
 - d. Ensure item number conforms to Volume VII, Chapter 4, Appendix 4-E of this manual (e.g., correct Expanded Ship Work Breakdown Structure and contains 8 digits). If non-conforming, correct proposed template.
 - e. Template Paragraph 1 “Scope”, ensure the following:
 - (1) Paragraph 1.1 Title: Conforms to Volume VII, Chapter 4, Appendix 4-E of this manual B.2.a.
 - (2) Paragraph 1.2 Location of Work: Conforms to Volume VII, Chapter 4, Appendix 4-E of this manual B.2.b.
 - (3) Paragraph 1.3 Identification: Conforms to Volume VII, Chapter 4, Appendix 4-E of this manual B.2.c.
 - (4) Paragraph 1.4 Security Classification of Equipment, Components, Spaces and Documents: When required to identify classified spaces, equipment or documents, conforms to Volume VII, Chapter 4, Appendix 4-E of this manual B.2.d.

All Titles that currently contain ANY PHRASE in parentheses that is not a Navy Standard acronym, abbreviation or part of a Planning Yard drawing title **must** be removed. Example: (OPTION ITEM, DRYDOCK).

f. Ensure the following:

- (1) Template Paragraph 2 “References” conforms to Volume VII, Chapter 4, Appendix 4-E of this manual B.3.

Reference is appropriate and correct for work being done. References **must** be in one of the following formats:

602-6663754PL Rev *, (Title)

602-6663754 Rev *, (Title)

525146-1 Rev B, (Title) (No Group listed-Manufacturer’s Drawing)

- (2) For FFG-7 Class, any of the **formats in sub-paragraph (1)** or as **indicated here**:

528-****501 Rev *, (Title)

528-****501PL Rev *, (Title)

- (3) Reference type is correctly identified and **per** Instructions for Entering Reference Types table located in the help section of NMD.
- (4) Any liens (Liaison Action Requests **or** Reverse Liaison Action Requests) against a drawing **must** be deleted from the proposed template.
- (5) The order in which the references are listed is in the same order as they appear in the body of the proposed template.

g. Ensure Template Paragraph 3 “Requirements” conforms to Volume VII, Chapter 4, Appendix 4-E of this manual B.4. Verify the following:

- (1) NAVSEA Standard Items are called out as required.
- (2) Category I NAVSEA Standard Item requirements are not invoked.
- (3) Current Volume VII, Chapter 4, Appendix 4-E of this manual Standard Phraseology is used.
- (4) Required reports are called out and flagged in NMD. Required flag identifies the purpose of the report such as Inspection Results. The first letter of each word **must** be upper case.
- (5) Inspections, Tests, and Government Notifications conform to Volume VII, Chapter 4, Appendix 4-E of this manual B.4.j.
- (6) Planner’s Notes are used to call out information that needs to be inserted or addressed.
- (7) Verify that parts listed as repair parts have the correct information.
- (8) Cleaning and pumping requirements of Standard Work Template 992-31 are not invoked.
- (9) Fluid capacities for tanks with designated tank numbers are not listed in the proposed template.
- (10)
 - (a) A lead paragraph **must** include phraseology that begins with a verb, and refer to paragraphs 1.2 and 1.3 within the sentence structure where

applicable (e.g., 3.1 Remove existing and install new the equipment listed in 1.3 and located in 1.2).

- (b) Or refer to a previous lead paragraph that referred to paragraphs 1.2 and 1.3 within the template (e.g., 3.2 Remove each watertight closure listed in 1.3 and located in 1.2., 3.4. Install each watertight closure removed in 3.2).

(11) The following format **must** be used when entering Contractor Furnished Material:

- (a) Each entry **must** be inserted to line up to header standard phrase B-30 to justify left.
- (b) No space between material line entries:

TOTAL QUANTITY REQUIRED	NAME OF PART	PIECE NO.	REF. NO.	FIGURE DRAWING NO.	PART NO.
One EA	Seal	2	2.2	7-6	12345
Two EA	Worm Gear	4	2.2	7-6	6789

(12) Where Table, Line(s), and Column(s) of 009-32 are specified within a template, the template **must** be updated and filled in using the appropriate Table, Line(s), and Column(s). If non-conforming or incorrect, correct proposed template.

- h. Ensure Template Paragraph 4 “Notes” conforms to Volume VII, Chapter 4, Appendix 4-E of this manual B.5. If non-conforming, correct proposed template.
- i. Ensure Template Paragraph 5 “Government Furnished Material (GFM)” conforms to Volume VII, Chapter 4, Appendix 4-E of this manual B.6. If Government Furnished Material is listed in paragraphs 5.1 - 5.3 ensure Government Furnished Material information is correct.
- j. Ensure Attachments are correct and open properly in NMD. If errors are found, correct errors.
- k. Review template for conformance to Volume VII, Chapter 4, Appendix 4-E of this manual. If non-conforming, correct proposed template.
- l. Ensure proposed template estimate is completely filled out, estimated as a minimum to the lead paragraph level, and accurate. Templates that are silent in paragraph 1.3 (where the equipment has no identification or specific quantity listed) do not have a true and accurate estimate on file reflecting the actual work within the template. Insert a Planner’s Note in the template to reflect a unit of (One EA) for estimating purposes.
- m. Is the proposed template complete and in conformance with Volume VII, Chapter 4, Appendix 4-E of this manual and the MSCMO Guidelines? If yes, submit proposed template.

2.2 Submission of Change.

- a. Recommended changes to the MSCMO Guidelines **must** be submitted to the MSCMO for consideration. Approved changes to the Guidelines will be forwarded by the MSCMO to the Joint Fleet Maintenance Manual Program Manager for inclusion in the next scheduled Joint Fleet Maintenance Manual release, utilizing the Joint Fleet Maintenance Manual Change Request Form.
- b. Recommended changes, to Volume VII, Chapter 4, Appendix 4-E, of this manual **must** be submitted to the SSRAC, for consideration of adding to reference (b), through the SSRAC proposed change process. See Volume VII, Chapter 4, Appendix 4-E of this manual for the SSRAC web site and e-mail addresses and phone number.
- c. Recommended Enhancements to the NMD program **must** be submitted to the Automated Information Service Center through the Configuration Control Board process.

2.3. Internal Review (Planner to Supervisor). Initiating activity **must** perform an internal review of proposal to ensure template candidate is appropriate and conforms to Volume VII, Chapter 4, Appendix 4-E of this manual and meets the MSCMO Guidelines. Upon completion of review, template candidate is routed to the Regional RMC **or** NSA Standards Coordinator.

NOTE: CONTRACTOR GENERATED PROPOSALS MUST BE ROUTED FROM THE CONTRACTOR'S LOCAL STANDARDS COORDINATOR TO THE REGIONAL RMC **or NSA STANDARDS COORDINATOR IN THEIR GEOGRAPHIC AREA.**

2.4 Command Review. The Regional RMC **or** NSA **must** review proposal to ensure proposed template candidate is appropriate and conforms to Volume VII, Chapter 4, Appendix 4-E of this manual and the MSCMO Guidelines. Upon completion of review, proposed template candidate is:

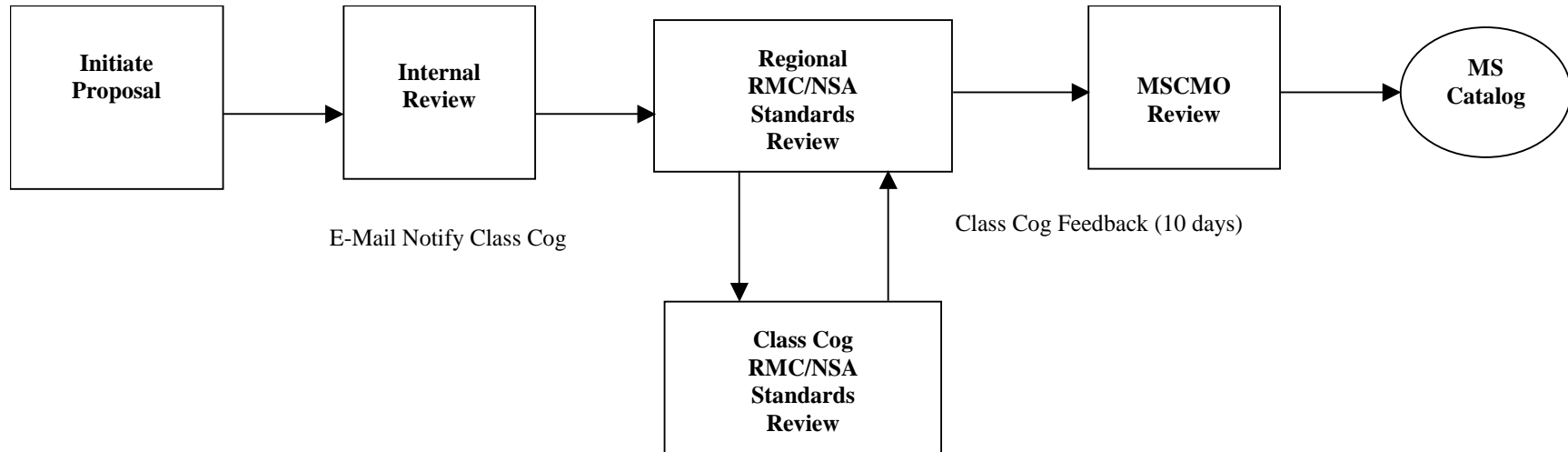
- a. Routed to the MSCMO for review; or
- b. Prior to routing to the MSCMO for review, the RMC **or** NSA for that class of ship **must** review proposed Class Standard Work Template candidate. This **must** be initiated by an e-mail notification from the submitting Regional RMC **or** NSA MSC Standards Coordinator to the cognizant class RMC **or** NSA MSC Standards Coordinator. The e-mail notification **must** include the file number of the new proposal. The cognizant class RMC **or** NSA MSC Standards Coordinator receiving the notification **must** review proposed template for technical accuracy, current applicable phraseology, conformance to Volume VII, Chapter 4, Appendix 4-E of this manual and the MSCMO Guidelines, estimate information, and submit a response to the submitting Regional RMC **or** NSA Standards Coordinator via e-mail within 10 days of receipt of notification. Responses **must** be provided for all templates submitted for review.

2.5 Master Specification Catalog Maintenance Office.

- a. The MSCMO **must** review proposal to ensure template conforms to Volume VII, Chapter 4, Appendix 4-E of this manual and the MSCMO Guidelines. If there are no issues, MSCMO activates new template. If there are significant issues with proposal, MSCMO initiates dialog with local standards person or originator of proposal to resolve issues. Once issues are resolved, MSCMO activates new template.

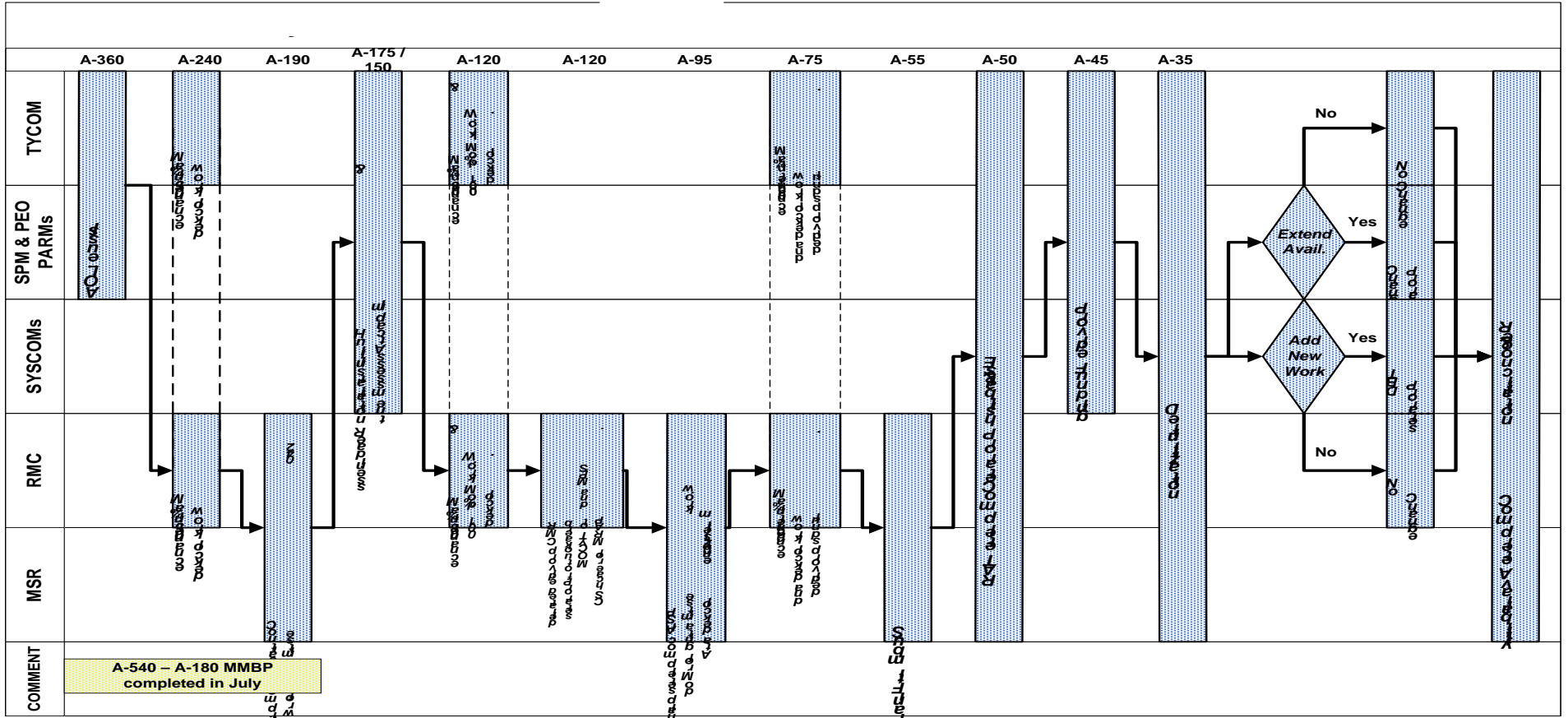
- b. The MSCMO will return a template if there is no estimate or if the proposed template is a duplicate of an existing template.
 - c. Processing Changes to Existing Template. The MSCMO is responsible for maintaining templates (Class Standard Work Templates and Standard Work Templates) up to date. When a user finds an active MSC template that needs to be updated (as a result of changes through Lessons Learned, error, outdated requirements, etc.), a proposed change **must** be initiated **following** these Guidelines and processed for review **per** paragraph 2.4 of this appendix.
3. Naval Supervisory Authorities and Class Assignment Responsibilities.
- a. Mid-Atlantic Regional Maintenance Center (MARMC):
AGF-3, AOE, ARS-50, LCC-19 & DD-963
 - b. Norfolk Naval Shipyard (NNSY):
LHA & LHD
 - c. Southwest Regional Maintenance Center:
LPD-4, LSD-41, LSD-49, MCM & MHC
 - d. Southeast Regional Maintenance Center (SERMC):
FFG-7
 - e. SUPSHIP Gulf Coast (SSGC):
CG-47
 - f. SUPSHIP Bath (SBAT):
DDG-51

Processing Templates in Navy Maintenance Database
(Proposed New Template or Proposed Change to Existing Template)



APPENDIX C

SURFACE SHIP PRORATE PROCESS



APPENDIX D₁

COST SURFACE SHIP AVAILABILITY MILESTONES

EVENT #	Task or Milestone	Responsible Activity	CNO COST	COMMENTS OR REMEDIAL ACTION	DESCRIPTION
CNO ADVANCE PLANNING PROCESS (SEA 21 RESPONSIBILITY)					
1	Establish CNO or CM Availability Schedule	TYCOM	A-720		<u>Establish CNO or CM Availability Schedule</u> : Schedule established per the Fleet Response Plan maintenance cycle. TYCOM will publish routine updates in Navy Data Environment (NDE) as they occur.
2	Fund Modernization Procurement & Installation - Decision Point 3 in the Ship Change Document Process	PARM or TYCOM	Varies		<u>Fund Modernization Procurement & Installation - Decision Point 3 in the Ship Change Document process</u> : Decision Point 3 is to validate and update the Modernization Plan and to proceed with material procurement and scheduling installations with Resource Sponsor confirmation that funds exist in the budget to fully execute the Ship Change (SC).
3	Issue Execution Planning Hull Modernization Plan (EHMP)	SPM	Varies		<u>Issue Execution Planning Hull Modernization Plan (EHMP)</u> : In support of MMBP development, in March of each year, SPMs will deliver an EHMP listing all program SCs scheduled for each active ship under their cognizance to the RMCs. TYCOMs will deliver an EHMP listing all scheduled fleet SCs for each active ship under their cognizance to the RMCs. The EHMP will contain all SCs scheduled for the next fiscal year and the first quarter of the following fiscal year. It is a snapshot of the current maturity and authorization status and industrial man-day and material estimates for SCs scheduled for installation in the next fiscal year.
4	Post-LCPC	SURFMEPP	C+150		

APPENDIX D₁

COST SURFACE SHIP AVAILABILITY MILESTONES

EVENT #	Task or Milestone	Responsible Activity	CNO COST	COMMENTS/ REMEDIAL ACTION	DESCRIPTION
5	Issue 2-year rolling Advance Planning Hull Modernization Plan (AHMP)	SPM	Varies		<u>Issue 2-year rolling Advance Planning Hull Modernization Plan (AHMP):</u> An AHMP for all active ships must be provided by the cognizant SPM to each RMC in July each year in support of the A-810 to A-450 rolling HMP NMP milestone and development of SPM Advance Planning Letters. The AHMP will contain all Program and Fleet SCs planned for the year after the next fiscal year (Example: JUL 2006 release is for FY 2008). The RMC is advised of the planned SCs for installation to facilitate necessary long lead-time planning efforts for ships under their cognizance.
6	Planning Yard (PY) Submit Funding Request for work assigned	Planning Yard	A-480		<u>Planning Yard (PY) Submit Funding Request for work assigned:</u> PYs request funding from the alteration sponsors for what they know they are going to be tasked to perform.
7	SC Design or Planning Funds provided	PARM, SPM, TYCOM	A-425		<u>SC Design or Planning Funds provided:</u> Funding is requested by the PY and the Alt sponsor is to provide the funding. The purpose is to accomplish site-specific advanced planning of the SC. The attention is redirected from overall SC applicability to design for installation on a specific hull or at a specific location. This includes finalized design (including ship check, site survey and drawings, technical installation instructions, etc.), initiation of procurement, pre-installation certification and testing, installation readiness reviews and risk assessments.

APPENDIX D₁

COST SURFACE SHIP AVAILABILITY MILESTONES

EVENT #	Task or Milestone	Responsible Activity	CNO COST	COMMENTS OR REMEDIAL ACTION	DESCRIPTION
8	Send habitability project advance planning notice	TYCOM N43	A-420		Send habitability project advance planning notice: This TYCOM generated notice identifies Projects proposed for accomplishment, and provides work scope details including, if applicable, Ship's Force manpower requirements. This notice also requests Commanding Officer's comments, concurrence and commitment of resources to the proposed projects.
9	Installation Control Drawings (ICD), Installation Requirements Drawings (IRD) delivered to alteration developer or PY	PARM	A-420		<u>Installation Control Drawings (ICD), Installation Requirements Drawings (IRD) delivered to alteration developer or PY</u> : ICDs and IRDs are equipment specific drawings and should be used as general guidance to develop Ship Specific or Ship Class Ship Installation Drawings (SID). SIDs are the authorized or approved drawings to be used by the IAs for shipboard implementation of SCs. ICDs or IRDs should be used as supplemental information where SIDs are deficient in specific guidance, and should be accompanied by a Liaison Action Record (LAR) prior to their use. Alteration Sponsors provide the ICD for SID development to the appropriate party (PY or Third Party).

APPENDIX D1

COST SURFACE SHIP AVAILABILITY MILESTONES

EVENT #	Task or Milestone	Responsible Activity	CNO COST	COMMENTS OR REMEDIAL ACTION	DESCRIPTION
10	Issue Request for the EP Proposal to the planning activity. Notify each funding sponsor of the requirement and amount of funding for Execution Planning. Provide no later than date for required funding.	RMC C300	A-410		Issue Request for the EP Proposal to the planning activity. <u>Notify each funding sponsor of the requirement and amount of funding for Execution Planning. Provide no later than date for required funding.</u> Develop Execution Planning CLIN MSC Work Item. Develop Independent Government Estimate (IGE), and Issue RFP for Planning. Notify each funding sponsor of the requirement for Planning funding. Provide “no later than date” for required funding. Each funding Sponsor is required to fund the Planning Costs associated with their requirements. If an advanced LOA is not available, the SEA21 Monthly Advanced Planning Letter will be used to estimate the Modernization Sponsor’s cost. Funding must be received NLT A-365 to ensure Work Item development and Long Lead Time Material (LLTM) identification can start at A-360 in conjunction with issuance of the AWP and LOAs.
11	Accomplish SURFMEPP Mid-Cycle Review	SURFMEPP	A-410		Accomplish SURFMEPP Mid Cycle Review: This is the SURFMEPP Mid Cycle Review of the ship’s BAWP, CSMP, active DFSs, Class Advisories, routines, services, and the Availability Duration. All items will be reviewed and evaluated for branding. The MT will ensure 100% of BAWP is screened to a scheduled or future maintenance availability. The MT will screen all requirements to a maintenance period or availability (other than unfunded) within the current FRP maintenance cycle. This is the final verification prior to the BAWP change to the AWP. The A-360 Letter is the output.
12	Provide Funding for Execution Planning	PARM, SPM, TYCOM	A-365		Provide Funding for Execution Planning: Funding must be received NLT A-365 to ensure Work Item development and LLTM identification can start at A-360 in conjunction with issuance of the AWP and LOAs.

APPENDIX D₁

COST SURFACE SHIP AVAILABILITY MILESTONES

EVENT #	Task or Milestone	Responsible Activity	CNO COST	COMMENTS OR REMEDIAL ACTION	DESCRIPTION
11	Accomplish SURFMEPP Mid-Cycle Review	SURFMEPP	A-410		Accomplish SURFMEPP Mid Cycle Review: This is the SURFMEPP Mid Cycle Review of the ship's BAWP, CSMP, active DFSs, Class Advisories, routines, services, and the Availability Duration. All items will be reviewed and evaluated for branding. The MT will ensure 100% of BAWP is screened to a scheduled or future maintenance availability. The MT will screen all requirements to a maintenance period or availability (other than unfunded) within the current FRP maintenance cycle. This is the final verification prior to the BAWP change to the AWP. The A-360 Letter is the output.
12	Provide Funding for Execution Planning	PARM, SPM, TYCOM	A-365		Provide Funding for Execution Planning: Funding must be received NLT A-365 to ensure Work Item development and LLTM identification can start at A-360 in conjunction with issuance of the AWP and LOAs.
13	Provide BAWP Turnover Letter	SURFMEPP	A-360		
14	Provide Availability Financial Target Control	SPM, TYCOM	A-360		Provide Availability Financial Target Control: A financial control is required in order to establish the Availability Planning Requirements.

APPENDIX D1

COST SURFACE SHIP AVAILABILITY MILESTONES

EVENT #	Task or Milestone	Responsible Activity	CNO COST	COMMENTS OR REMEDIAL ACTION	DESCRIPTION
15	Issue Initial Letter Of Authorization (including AITs) or Hull Modernization Plan	SPM, TYCOM	A-360		Issue Initial Letter Of Authorization (including AITs) or Hull Modernization Plan: NAVSEA and TYCOM Letters of Authorization (LOA) are issued showing all modernizations scheduled for the CNO Availability. The SPM LOA specifies to the NSA the SCs approved to be accomplished during a specific ship CNO availability. Forecasted ship changes may be viewed through the NDE database at C+130 and continuing throughout the BAWP to AWP development process. This list will be reviewed at each BAWP Milestone Meeting. Items from this list will not be entered into the ship's CSMP until they have been reconciled with an issued LOA.
16	Definitize Execution Planning	RMC C400	A-360		<u>Definitize Execution Planning</u> : A negotiated price for the anticipated planning actions necessary to support the availability that has been funded via a supplemental agreement. This step contractually obligates both the government and contractor to the requirements defined in the EP work Item(s).
17	Establish Availability in the appropriate IT system	RMC C300	A-360		<u>Establish Availability in the appropriate IT system</u> : Availabilities will be established in the applicable planning data base when known or work is ready to be screened.
18	Advance Planning to Planning Event	NRMC C300	A-355		<u>Advance Planning to Planning Event</u> : IPTD overview or introduction of the IPTD Program to the Ship or MT. BAWP package review. AWP Package Review to include any planned habitability work scheduled for the avail and TYCOM funded alterations. Modernization Package review LOA, discussion of the PY drawing status including Ship checks (if they are funded), etc. Review schedule risk identified during BAWP process, start identification of overall availability risks. Select Planning Milestones to suit availability. Establish Communication plan or strategy and meeting or planning drumbeat.

APPENDIX D1

COST SURFACE SHIP AVAILABILITY MILESTONES

EVENT #	Task or Milestone	Responsible Activity	CNO COST	COMMENTS OR REMEDIAL ACTION	DESCRIPTION
CNO PLANNING PROCESS (RMC RESPONSIBILITY)					
19	Task or Fund SID Development	SPM, NSA, AIT, TYCOM	A-330		<u>Task or Fund SID Development</u> : Alteration Sponsors task and fund appropriate party to develop SIDS (PY or Third Party). This is a Modernization milestone to ensure funding has been obligated in support of SID development or SID delivery milestones.
20	Modernization Ship Checks Completed	Planning Yard, Or Other as Assigned	A-300		<u>Modernization Ship Checks completed</u> : Ship checks (Design, Verification, Production and Proofing) are accomplished in support of the development of SIDS. All ship checks will incorporate a validation or verification of actual Hull or Site configuration. This is a Modernization milestone to ensure all design ship checks are complete in support of the SID delivery milestone.
21	Provide incremental funds for ordering LLTM for both repair and alt or mod work to meet required dates	SYSCOM, SPM, TYCOM	A-270		<u>Incremental funding</u> : Provide incremental funds for ordering LLTM for both repair and alt or mod work to meet required dates. This is an iterative process as LLTM is identified and funding is requested and authorized based on the lead time. It is incumbent on the Execution Planning Activity or MT to identify LLTM as soon as possible. LLTM is defined as any material with a delivery date in excess of 30 days.
22	50% of D-level maintenance work package development 2Ks have been screened based on target control	TYCOM	A-240		<u>50% of D-level maintenance work package development 2Ks have been screened based on target control</u> : Intent is that 50% of the expected AWRs (work, not services) have been screened to the planning activity. The planning activity continually develops specs in the most cost effective manner and does not batch this work in front of the next package development milestone.

APPENDIX D₁

COST SURFACE SHIP AVAILABILITY MILESTONES

EVENT #	Task or Milestone	Responsible Activity	CNO COST	COMMENTS OR REMEDIAL ACTION	DESCRIPTION
23	Submit A-220 Deferral Letter with Maintenance Team Assist	TYCOM	A-220		<u>Submit A-220 Deferral Letter with Maintenance Team Assist:</u> At A-220, TYCOM will submit a Change Deferral Request Letter to SURFMEPP, which will include a list of Change Deferral Requests for subject FRP Maintenance Cycle.
24	Total Ships Readiness Assessment (TSRA)-1 Discrepancies Screened	Ashore Ships Maintenance Manager	A-240		<u>Total Ships Readiness Assessment (TSRA) 1 Discrepancies Screened:</u> TSRA-1 is a TYCOM-scheduled two-week ship-wide pre-deployment material condition assessment designed to identify work items for inclusion in the post-deployment maintenance availability. The goal of this phase is to reduce availability growth and new work, by providing the earliest possible identification of work, which is then notionally scheduled in an availability. This is a validation that the discrepancies identified as a result of TSRA-1 assessment has been screened by this date.
25	Issue or Deliver SIDs to NSA for contractors and AITs	Planning Yard	A-240		<u>Issue or deliver SIDs to NSA for contractors and AITs:</u> SID delivery is listed in the NMP MOM as a critical milestone. All SIDs must be issued to the NSA to ensure planning milestones can be met.
26	Planning Activity complete planning and estimating of work assigned as required by the 50% package development milestone	Contractor	A-190		<u>Planning activity complete planning and estimating of work assigned as required by the 50% package development milestone:</u> The requirement is that all work brokered by the 50% package development milestone must be planned (Work Item complete and LLTM identified) and estimated with minimum quality as described as a "Class C" estimate.
27	IGE Submitted in support of 50% package development.	RMC C300	A-190		<u>IGE Submitted in support of 50% package development:</u> The requirement is that all work Planned in support of the 50% package development milestone must be estimated by the government with minimum quality as described as a "Class C" estimate.

APPENDIX D1

COST SURFACE SHIP AVAILABILITY MILESTONES

EVENT #	Task or Milestone	Responsible Activity	CNO COST	COMMENTS OR REMEDIAL ACTION	DESCRIPTION
28	Estimate Comparison Complete in support of 50% package development	RMC C400 or C300	A-180		<u>Estimate Comparison Complete in support of 50% package development</u> : The requirement is that a bottom line comparison of the contractor provided Class C estimate and IGE Class C will be compared. Any estimate in excess of 10% or \$10K (whichever is greater) will be scoped for requirements. Estimates will be revised as required to ensure that there is a consensus for the scope of work required. The government estimate will be documented to reflect the outcome of the scoping.
29	LOA Change 1 Issued	SPM	A-180		<u>LOA Change 1 issued</u> : After LOA Change 1 is issued, any change to the Fielding Plan in NDE-NM that requires SIDs or impacts ship distributed systems requires sponsoring activity to submit a late add impact assessment.
30	All Modernization Risk Assessments (including waivers) submitted	PARM, SPM, TYCOM	A-175		<u>All Modernization Risk Assessments (including waivers) submitted</u> : Complete all required design, procurement of material, pre-installation testing, and obtain all required certifications or impact assessment(s) prior to final installation. Evaluate maturity of an installation and determine if the SC is ready for installation. Perform an impact assessment for SCs that have not achieved maturity per the Navy Modernization milestone charts to determine whether or not to proceed with installation planning.

APPENDIX D₁

COST SURFACE SHIP AVAILABILITY MILESTONES

EVENT #	Task or Milestone	Responsible Activity	CNO COST	COMMENTS OR REMEDIAL ACTION	DESCRIPTION
31	Risk Letter Sent to CNRMC	RMC Code 100	A-170		<u>Risk Letter Sent to CNRMC:</u> Risk letter will be submitted to CNRMC (with copy to TYCOM) for review and endorsement no later than 10 days after the milestone. The A-180 Risk Letter (Include Modernization Risk) will address, at a minimum, the following: Budget, Schedule, Resources (Manpower and Fiscal), RMC or NSA Capability or Capacity, Contractor Capability or Capacity, Availability Duration, Planning, Modernization, Funding. (Include work items MT intends to broker to IDIQ contracts and other government agencies.)
32	All Modernization Risk Assessments (including waivers) approved	FLEET, TYCOM	A-150		<u>All Modernization Risk Assessments (including waivers) approved:</u> Perform an impact assessment for SCs that have not achieved maturity IAW the Navy Modernization milestone charts to determine whether or not to proceed with installation planning.
33	Maintenance Ship Check	RMC or WFO	<\$5M: A-120 >\$5M<\$20M: A-134 >\$20M<\$100M: A-155 >\$100M: A-155		<u>Maintenance Ship Checks Complete:</u> Intent is that all maintenance related ship checks will be completed as early as possible within the planning process however, no later than this milestone.

APPENDIX D₁

COST SURFACE SHIP AVAILABILITY MILESTONES

EVENT #	Task or Milestone	Responsible Activity	CNO COST	COMMENTS OR REMEDIAL ACTION	DESCRIPTION
34	Award AIT contracts for work not being done by prime contractor. Identify all outside activities participating in the availability and associated support requirements	AIT Sponsor, TYCOM N43, SEA 21	A-150		<u>Award AIT contracts for work not being done by prime contractor. Identify all outside activities participating in the availability and associated support requirements:</u> The AIT Manager must have the AIT contract in place NLT this milestone. Contract tasking can also include testing support, incidental and consumable material, ship check and post-install support. The selected contractor must have a NAVSEA 04XQ accepted QMS in order to accomplish shipboard industrial work. The AIT Manager must ensure that the contract identifies all contractor deliverables necessary to complete schedule, return costs and design change feedback. Date supports requirement for POA&M at A-135. All non-AIT contractor outside activities will be contacted to obtain service requirements.
35	Identification of AIT support requirements and POA&M provided	AIT Manager	A-135		<u>Identification of AIT support requirements and POA&M provided:</u> If the AIT will require industrial support, (e.g., crane and rigging services, welding or burning, compressed air), during accomplishment of the alteration or SC, additional information (OPNAV Form 4790/2K) requesting these services will be provided for loading into the CSMP shore file. The AIT Manager, or their designated representative, will prepare information for the creation of a 2K/JCN. In addition, if required by the NSA, any required support services must be specified using 4790/2K. The planning activity can then prepare a 4E specification work item per Volume VII, Chapter 4, Appendix E of this manual for inclusion in the CNO availability work package for private sector industrial availabilities, or a job summary and Task Group Instruction (TGI) for Naval shipyard availabilities.

APPENDIX D₁

COST SURFACE SHIP AVAILABILITY MILESTONES

EVENT #	Task or Milestone	Responsible Activity	CNO COST	COMMENTS OR REMEDIAL ACTION	DESCRIPTION
36	80% of D-level maintenance work package development 2Ks have been screened based on target control	TYCOM	<\$5M: A-120 >\$5M <\$20M: A-134 >\$20M <\$100M: A-155 >\$100M: A-155 (See Note 1)		<u>80% of D-level maintenance work package development 2Ks have been screened based on target control</u> : Intent is that 80% of the expected AWRs (work not services) have been screened or brokered to the planning activity. The planning activity continually develops specs in the most cost effective manner and does not batch this work in front of the next package development milestone.
37	Conduct Work Package Integration Conference (WPIC)	RMC C300	A-120		<u>Conduct Work Package Integration Conference (WPIC)</u> : Provides a forum for early identification of work requirements that require integration to avoid conflicts with other work during execution.
38	LOA CH 2, 100% Modernization Lock	SPM	A-120		<u>LOA CH 2, 100% Modernization Lock</u> : The SPM must prepare and issue the LOA. The LOA will identify any planned SCs identified in the A-360 letter that have reached maturity. All SCs that have not reached maturity or do not have an approved impact assessment will be deferred from the availability with the exception of Sustainment Type SCs which must meet this criteria by A-75.
39	Submit Execution Risk Letter	RMC Code 100	A-110		<u>Submit Execution Risk Letter</u> : A-120 Risk letter will be submitted to CNRMC for review and endorsement (to be sent to TYCOM) NLT 10 days after the A-120 milestone. The A-120 Risk Letter is the first Risk Letter to specifically address Execution Risk along with Planning Risk.

APPENDIX D1

COST SURFACE SHIP AVAILABILITY MILESTONES

EVENT #	Task or Milestone	Responsible Activity	CNO COST	COMMENTS OR REMEDIAL ACTION	DESCRIPTION
40	Planning Activity complete planning and estimating of work assigned as required by the above 80% package development milestone.	Planning Activity	<\$5M: A-95 >\$5M <\$20M: A-109 >\$20M <\$100M: A-120 >\$100M: A-120 (See Note 1)		<u>Planning Activity complete planning and estimating of work assigned as required by the above 80% package development milestone:</u> The requirement is that all work brokered by the 80% lock milestone must be planned (Work Item complete and LLTM identified) and estimated with the minimum quality described as a "Class C" estimate.
41	IGE Submitted in support of 80% package development	RMC C300	<\$5M: A-95 >\$5M <\$20M: A-109 >\$20M <\$100M: A-120 >\$100M: A-120 (See Note 1)		<u>IGE Submitted in support of 80% package development:</u> The requirement is that all work Planned in support of the 80% package development milestone must be estimated by the government with the minimum quality described as a "Class C" estimate.
42	Total Ships Readiness Assessment (TSRA)-2 Discrepancies Screened	Ashore Ship Maintenance Manager	<\$5M: A-90 >\$5M <\$20M: A-114 >\$20M <\$100M: A-128 >\$100M: A-128 (See Note 1)		<u>TSRA-2 Discrepancies Screened:</u> TSRA-2 focuses on the evaluation of equipment after deployment to minimize growth and new work within the ship's CNO availability. It includes a post-deployment, underway material assessment of selected HM&E and C5I systems and is designed to add work items needed to fully define the Availability Work Package (AWP).
43	I-level work package fully brokered	Ashore Ship Maintenance Manager	A-90		<u>I-level work package fully brokered:</u> Intent is to fully broker all known Intermediate Level work to I-level by this date.

APPENDIX D1

COST SURFACE SHIP AVAILABILITY MILESTONES

EVENT #	Task or Milestone	Responsible Activity	CNO COST	COMMENTS OR REMEDIAL ACTION	DESCRIPTION
44	Estimate Comparison Complete in support of 80% package development	RMC C400 or C300	<\$5M: A-85 >\$5M <\$20M: A-99 >\$20M <\$100M: A-110 >\$100M: A-110 (See Note 1)		<u>Estimate Comparison Complete in support of 80% package development:</u> The requirement is that a bottom comparison of the contractor provided Class C estimate and IGE Class C will be compared. Any estimate in excess of 10% or \$10K (whichever is greater) will be scoped for requirements. Estimates will be revised as required to ensure that there is a consensus for the scope of work required. The government estimate will be documented to reflect the outcome of the scoping.
45	I-level work package fully accepted	RMC Code 900	A-75		<u>I-level work package fully accepted:</u> Intent is for I-level to accept or reject all work brokered to it up to this point in time. Any work entering later in the process will be subject to the Business Case Analysis process and will likely need to be inducted into the work package as new work.
46	100% of O-level maintenance work package locked	Ship's Force	A-75		<u>100% O-level Maintenance Work Package locked:</u> Develop a Ship's Force concurrent Work Package that includes all major maintenance actions such as Planned Maintenance System (PMS), repairs, alterations and testing to be conducted by Ship's Force during the availability, as applicable. Review PMS, CSMP and Testing requirements and ensure all Ship's Force maintenance actions scheduled for accomplishment during availability are identified

APPENDIX D1

COST SURFACE SHIP AVAILABILITY MILESTONES

EVENT #	Task or Milestone	Responsible Activity	CNO COST	COMMENTS OR REMEDIAL ACTION	DESCRIPTION
47	100% of D-level maintenance work package 2K's locked based on target control	Ashore Ship Maintenance Manager	<\$5M: A-75 >\$5M <\$20M: A-90 >\$20M <\$100M: A-120 >\$100M: A-140 (See Note 1)		<u>100% of D-level maintenance work package 2Ks locked based on target control</u> : Intent is that 100% of the expected AWRs have been brokered to the planning activity. The planning activity continually develops specs in the most cost effective manner and does not batch this work in front of the next package development milestone.
48	Final Work Item Review and Approval	RMC C300	<\$5M: A-65 >\$5M <\$20M: A-92 >\$20M <\$100M: A-104 >\$100M: A-104 (See Note 1)		<u>Final Work Item Review and Approval</u> : Work Item reviews must be accomplished on a routine drumbeat established by the MT with the final work item review being completed in support of the established publishing date for the specification package. This will include the final quality and technical and contractual review of the work items. Contractual must include legal requirements (i.e., if sole source, is there sole source justification?).
49	Solicit Bids	RMC C400	N/A		<u>Solicit Bids</u> : Non-Multi-Option Contracting Vehicles. The Federal Acquisition Regulation designates FedBizOpps as the mandatory "Government wide point of entry (GPE)" for posting of Government business opportunities, including proposed contract actions, solicitations and associated information.
50	100% of D-level maintenance work package 2Ks planned, estimated.	Planning Activity	<\$5M: A-65 >\$5M <\$20M: A-89 >\$20M <\$100M: A-106 >\$100M: A-106 (See Note 1)		<u>100% of D-level maintenance work package 2Ks planned, estimated</u> : The requirement is that all work brokered by the 100% lock milestone must be planned (Work Item complete and LLTM identified) and estimated with the minimum quality described as a "Class C" estimate.

APPENDIX D₁

COST SURFACE SHIP AVAILABILITY MILESTONES

EVENT #	Task or Milestone	Responsible Activity	CNO COST	COMMENTS OR REMEDIAL ACTION	DESCRIPTION
51	Planning Activity "publish" package in the appropriate IT system	Planning Activity	<\$5M: A-65 >\$5M <\$20M: A-92 >\$20M <\$100M: A-104 >\$100M: A-104 (See Note 1)		<u>Planning Activity "publish" package in the appropriate IT system</u> : This is the act of issuing a final specification package for the availability that will be used to formulate a proposal. All work after this date will be handled as supplemental or new work.
52	IGE Submitted in support of 100% lock	RMC C300	<\$5M: A-65 >\$5M <\$20M: A-67 >\$20M <\$100M: A-78 >\$100M: A-78 (See Note 1)		<u>IGE submitted in support of 100% lock</u> : The requirement is that all work Planned in support of the 100% lock milestone must be estimated by the government with the minimum quality described as a "Class C" estimate.
53	Submit I-level work package and schedule for integration	RMC C900	A-60		<u>Submit I-level work package and schedule for integration</u> : The LMA must develop an inclusive, detailed, integrated and resource-loaded schedule of all participating activities. All participants must meet and review the proposed plan and make necessary adjustments to render a balanced and optimized integrated schedule. This formal schedule review must occur after the WPIC, but no later than the Work Package Execution Review. The NSA or LMA must serve as the final arbiter of conflicts. By the Work Package Execution Review, all integrated schedule conflicts must be resolved by the NSA or LMA.
54	Contractor submit final package cost proposal	Contractor	<\$5M: A-55 >\$5M <\$20M: A-67 >\$20M <\$100M: A-76 >\$100M: A-76 (See Note 1)		<u>Contractor submit final package cost proposal</u> : This is the date that the Prime contract holder must submit their valid and complete cost proposal. It must be in compliance with the DCAA's "CRITERIA FOR ADEQUATE CONTRACT PRICING PROPOSALS" associated with an option within the contract in support of a defined scope of work. The proposal must include an integrated schedule based upon the proposed work package.

APPENDIX D₁

COST SURFACE SHIP AVAILABILITY MILESTONES

EVENT #	Task or Milestone	Responsible Activity	CNO COST	COMMENTS OR REMEDIAL ACTION	DESCRIPTION
55	Complete TAR	RMC C400	<\$5M: A-50 >\$5M <\$20M: A-53 >\$20M <\$100M: A-55 >\$100M: A-55 (See Note 1)		<p><u>Complete TAR:</u> The Technical Advisory Report (TAR) will be prepared by the technical analyst on claims or proposals that meet threshold criteria established by the FAR. At any value below that threshold, and at the discretion of the negotiator, a "desk" TAR may be performed by the negotiator. Usually the evaluation involves review of direct labor hours and costs associated with material, delay in delivery or disruption costs. It will also include review of the contractor's estimating standards. The TAR should reflect the technical evaluation and its results. The TAR serves several essential purposes, including essential file documentation, advice to the negotiator and ACO and advice to the auditor if an audit is to be conducted. The objective of the TAR is to establish the acceptability and reasonableness of the contractor's proposal or backup data and records.</p>
56	Establish Prorate based on final cost proposal	RMC C400 RMC C300 SEA 21 Program Managers Rep TYCOM N43	<\$5M: A-50 >\$5M <\$20M: A-53 >\$20M <\$100M: A-55 >\$100M: A-55 (See Note 1)		<p><u>Establish prorate based on final cost proposal:</u> At A-120, all mature SCs listed on the LOA will be considered for proration. The budgets associated with SCs and repair and maintenance will lock the proration distribution percentages. If modernization is added after this date, the sponsor will assume the full increase in cost associated with the prorated items. The percentages established at this time will be applied to the proratable items proposal amount by sponsor to establish the full funding required.</p>
57	Submit Funding Requests to Funding Sponsors	RMC C300	<\$5M: A-50 >\$5M <\$20M: A-53 >\$20M <\$100M: A-55 >\$100M: A-55 (See Note 1)	Program Office wants 14 days from receipt of request to receipt of funds.	<p><u>Submit Funding Requests to Funding Sponsors:</u> Sponsors must be kept aware of anticipated funding needs including prorated amounts. This typically happens as estimates come in but MUST be communicated when the proposal is received and finalized as the TAR completes.</p>

APPENDIX D1

COST SURFACE SHIP AVAILABILITY MILESTONES

EVENT #	Task or Milestone	Responsible Activity	CNO COST	COMMENTS OR REMEDIAL ACTION	DESCRIPTION
58	Pre-Business Clearance Approved Within C400	RMC C400	<\$5M: A-46 >\$5M <\$20M: A-46 >\$20M <\$100M: A-45 >\$100M: A-45 (See Note 1)		<u>Pre-Business Clearance Approved within C400</u> : The pre-negotiation plan is an official document of the contracting officer's negotiation objectives relating to pricing, technical, business and contractual issues. It assists in the contracting officer's determination of a fair and reasonable price. It must document the pertinent issues to be negotiated and the cost objectives and a profit or fee objective. Because it serves as the basis of the negotiation, the pre-negotiation plan should fully explain the contractor and Government positions.
59	Provide Availability Funding for Repair and Modernization to the RMC	SYSCOMS, SPM, TYCOM	A-45		<u>Provide Availability Funding for Repair and Modernization to the RMC</u> : Availability funding is required prior to definitization. In order to assure that the correct amount and type of funding is available; it should be received at the RMC NLT 10 days prior to the scheduled definitization date. Receipt of funding later than that may cause the work to be deleted from the work package or may delay definitization.
60	Pre BCM Routed and Approved Through SEA 02	RMC C400 or SEA 02	<\$5M: N/A >\$5M <\$20M: A-40 >\$20M <\$100M: A-40 >\$100M: A-40 (See Note 1)		<u>Pre-BCM Routed and Approved through SEA 02</u> : SEA 02 must approve the Pre-BCM for all contracting actions expected to exceed the Contracting Officers threshold for award.

APPENDIX D₁

COST SURFACE SHIP AVAILABILITY MILESTONES

EVENT #	Task or Milestone	Responsible Activity	CNO COST	COMMENTS OR REMEDIAL ACTION	DESCRIPTION
61	Final Negotiations	RMC C400 or SEA 02	<\$5M: A-43 >\$5M <\$20M: A-43 >\$20M <\$100M: A-38 >\$100M: A-38 (See Note 1)		<u>Final Negotiations:</u> Negotiation is a procedure that includes the receipt of proposals from offerors, permits bargaining, and usually affords offerors an opportunity to revise their offers before award of a contract. Bargaining, in the sense of discussion, persuasion, alteration of initial assumptions and positions, and give-and-take, may apply to price, schedule, technical requirements, type of contract or other terms of a proposed contract.
62	Post BCM Drafted within C400	RMC C400	<\$5M: N/A >\$5M <\$20M: N/A >\$20M <\$100M: A-35 >\$100M: A-35 (See Note 1)		<u>Post BCM Drafted within C400:</u> Upon completing negotiations, a price negotiation memorandum must be developed. It should document the purpose and results of the negotiation, the extent to which negotiation objectives were met and the basis for accepting a position that departs from the established objective. To the extent that specific negotiation objectives were met, a statement to this effect is sufficient. A restatement or summary of information and analysis provided in the pre-negotiation is not required. However, where there are differences between the negotiation objectives and the actual negotiated outcome or issues not identified in the pre-negotiation plan, the price negotiation memorandum should provide a full explanation of the agreement reached.

APPENDIX D1

COST SURFACE SHIP AVAILABILITY MILESTONES

EVENT #	Task or Milestone	Responsible Activity	CNO COST	COMMENTS OR REMEDIAL ACTION	DESCRIPTION
63	CHINFO Release	RMC C400	<\$5M: N/A >\$5M <\$20M: A-40 >\$20M <\$100M: A-32 >\$100M: A-32 (See Note 1)		<u>CHINFO Release</u> : A news release is required per DFARs to provide information on all contractual actions or modifications that have a face value of more than \$6.5 million, excluding unexercised options. This information will be used in a public news release announcing the award. Congressional members whose states or districts are affected by the contract (either the contractor lives in the state or district or the work will be performed there) will be provided similar information concurrent with the public announcement. Contract award information will be provided to the appropriate Public Affairs Office (PAO) in the form of a news release.
64	Post BCM Routed and Approved Through SEA 02	RMC C400 or SEA 02	<\$5M: N/A >\$5M <\$20M: N/A >\$20M <\$100M: A-30 >\$100M: A-30 (See Note 1)		<u>Post-BCM Routed and Approved through SEA 02</u> : SEA 02 must approve the Post-BCM for all contracting actions exceeding the Contracting Officers threshold for award.
65	Definitize Work Package	RMC C400	<\$5M: A-35 >\$5M <\$20M: A-35 >\$20M <\$100M: A-30 >\$100M: A-30 (See Note 1)		<u>Definitize Work Package</u> : The culmination of the contractual planning efforts resulting in a negotiated price for the availability that has been funded via a supplemental agreement. This step contractually obligates both the government and contractor to the requirements of the Work Package.
<p><u>Note 1</u>: : For Availabilities in excess of \$100M, milestones may need to be established earlier in the planning process to account for the DCAA Audit, Peer Review Process and other issues unique to the magnitude of the work package.</p>					

APPENDIX D₁

COST SURFACE SHIP AVAILABILITY MILESTONES

EVENT#	Task or Milestone	Responsible Activity	CMAV-COST	ADDITIONAL NOTES	DESCRIPTION
66	Deliver Material (LLTM and Kitted Materials) to Executing Activity	Planning Yards, PARM	A-30		<u>Deliver Material (LLTM and Kitted Materials) to Executing Activity:</u> LLTM is any material that will take in excess of 30 days to procure. The government may elect to provide LLTM or prefabricated assemblies generally kitted via a planning yard. This material procured through sources other than the executing activity should be delivered 30 days prior to start of the availability to ensure that there is no disruption to production.
67	Conduct Work Package Execution Review (WPER)	RMC C300	A-30		<u>Conduct Work Package Execution Review (WPER):</u> Review of the integrated work production schedule that has been prepared by the Executing Activity. The complete LMA Availability work package is defined and agreed upon at the WPER.
68	Start of Availability	Ship's Force, MT, Industrial Activity	A-0		<u>Start of Availability:</u> The first day of the production period for the executing activity.
CMAV (RMC RESPONSIBILITY)					
These are notional milestones for CM or CMAV packages that are within the TAR threshold. If availabilities are expected to exceed the TAR threshold, the MT must establish milestones that fit the particular availability.					
				Anything over \$750k must TAR.	
69	Establish CM Availability Schedule	TYCOM	Annually		<u>Establish CM Availability Schedule:</u> CMAV Schedules are established annually at the fleet scheduling conferences. TYCOM will publish routine updates as they occur for the CMAV schedules.
70	Establish Availability in the appropriate IT system	RMC C300	As Required		<u>Establish Availability in the appropriate IT system:</u> Availabilities will be established in the applicable planning data base when known or work is ready to be screened.

APPENDIX D₁

COST SURFACE SHIP AVAILABILITY MILESTONES

EVENT#	Task or Milestone	Responsible Activity	CMAV-COST	ADDITIONAL NOTES	DESCRIPTION
71	100% of D-level maintenance work package 2Ks locked based on target control.	Ashore Ships Maintenance Manager	A-60		<u>100% of D-level maintenance work package 2Ks locked based on target control:</u> Intent is that 100% of the expected AWRs have been screened to the CMAV. The planning activity continually develops specs in the most cost effective manner and does not batch this work in front of the next package development milestone.
72	100% of D-level maintenance work package 2Ks planned, estimated	Planning Activity	A-50		<u>100% of D-level maintenance work package 2Ks planned and estimated:</u> The requirement is that all work brokered by the 100% lock milestone must be planned to include Work Item complete and LLTM identified and estimated with minimum quality as described as a "Class C" estimate.
73	IGE Submitted in support of 100% lock	RMC C300	A-50		<u>IGE Submitted in support of 100% lock:</u> The requirement is that all work Planned in support of the 100% lock milestone must be estimated by the government with minimum quality as described as a "Class C" estimate.
74	Planning Activity "publish" package in the appropriate IT system	Planning Activity	A-45		<u>Planning Activity "publish" package in the appropriate IT System:</u> This is the act of issuing a final specification package for the availability that will be used to formulate a proposal. All work after this date will be handled as supplemental or new work.
75	Final Work Item Review and Approval	RMC C300	A-45		<u>Final Work Item Review and Approval:</u> Work Item reviews must be accomplished on a routine drumbeat established by the MT with the final work item review being completed in support of the established publishing date for the specification package. This will include the final quality, technical and contractual review of the work items (contractual must include legal requirements i.e.; if sole source: is there sole source justification?).

APPENDIX D₁

COST SURFACE SHIP AVAILABILITY MILESTONES

EVENT#	Task or Milestone	Responsible Activity	CMAV-COST	ADDITIONAL NOTES	DESCRIPTION
76	I-level work package fully brokered	Ashore Ship Maintenance Manager	A-40		<u>I-level work package fully brokered</u> : Intent is to fully broker all known Intermediate Level work to I-level by this date.
77	Contractor submit final package cost proposal	Contractor	A-35		<u>Contractor submit final package cost proposal</u> : This is the date that the Prime contract holder must submit their valid and complete cost proposal. It must be in compliance with the DCAA's "CRITERIA FOR ADEQUATE CONTRACT PRICING PROPOSALS" associated with an option within the contract in support of a defined scope of work.
78	I-level work package fully accepted	RMC C900	A-33		<u>I-level work package fully accepted</u> : Intent is for I-level to accept or reject all work brokered to it up to this point in time, work entering later in the process will be subject to normal Business Case Analysis and will likely need to be inducted into the work package as new work.
79	Submit I-level work package and schedule to contractor for integration	RMC C900	A-30		<u>Submit I-level work package and schedule to contractor for integration</u> : The LMA must develop an inclusive, detailed, integrated and resource-loaded schedule of all participating activities. All participants must meet and review the proposed plan and make necessary adjustments to render a balanced and optimized integrated schedule. This formal schedule review must occur after the WPIC, but no later than the Work Package Execution Review. The NSA or LMA must serve as the final arbiter of conflicts. By the Work Package Execution Review, all integrated schedule conflicts must be resolved by the NSA or LMA.

APPENDIX D1

COST SURFACE SHIP AVAILABILITY MILESTONES

EVENT#	Task or Milestone	Responsible Activity	CMAV-COST	ADDITIONAL NOTES	DESCRIPTION
80	BCM and Negotiations Complete	RMC C400	A-22		<u>BCM and Negotiations Complete</u> : Negotiation is a procedure that includes the receipt of proposals from offerors, permits bargaining and usually affords offerors an opportunity to revise their offers before award of a contract. Bargaining, in the sense of discussion, persuasion, alteration of initial assumptions and positions, and give-and-take, may apply to price, schedule, technical requirements, type of contract or other terms of a proposed contract. Upon completing negotiations, a price negotiation memorandum must be developed. It should document the purpose and results of the negotiation, the extent to which negotiation objectives were met and the basis for accepting a position that departs from the established objective.
81	Definitize Work Package	RMC C400	A-18		<u>Definitize Work Package</u> : The culmination of the contractual planning efforts resulting in a negotiated price for the availability that has been funded via a supplemental agreement. This step contractually obligates both the government and contractor to the requirements of the Work Package.
AVAILABILITY CLOSE OUT - START OF NEXT CYCLE (RMC or SURFMEPP RESPONSIBILITY)					
82	Start of Availability	RMC C300	A-0		<u>Start of Availability</u> : The first day of the production period for the executing activity.

APPENDIX D₁

COST SURFACE SHIP AVAILABILITY MILESTONES

EVENT#	Task or Milestone	Responsible Activity	CNO COST	COMMENTS OR REMEDIAL ACTION	DESCRIPTION
83	Conduct Departure and Assessment Conference	RMC C300	C+0		<u>Conduct Departure and Assessment Conference:</u> To verify completion of all work assigned to the availability or to document exceptions. Exceptions must have a plan for completion with an estimated completion date and must be tracked through completion. This conference will establish the date and conditions under which the TYCOM and NAVSEA will accept redelivery of the ship.
84	Issue Completion Report	NSA	C+60		<u>Issue Completion Report:</u> NAVSEAINST 4710.8 series details the requirements for availability completion reporting which must include financial as well as production and exception reporting.
85	SURFMEPP BAWP Close-Out Meeting	MT, RMC, TYCOM, SURFMEPP	C+70		<u>SURFMEPP BAWP Close-Out Meeting:</u> To identify "A" branded BAWP requirements that were completed, not completed or deferred. To establish requirements for the next FRP Maintenance Cycle and to review outstanding DFS.
86	Verify Completion of Departure Report and Close Out of Avail in the Appropriate IT System	RMC C300	C+90		<u>Verify Completion of Departure Report and Close Out of Avail in the Appropriate IT System:</u> Purpose is to verify that financial information, AWRs and work items, as applicable, have been uploaded and closed out in the appropriate IT system as required by NAVSEA Standard Item 009-99.
87	Submit Final BAWP Close-Out Report	SURFMEPP	C+100		<u>Submit Final BAWP Close-Out Report:</u> Purpose is to document the results (including follow up action items) resulting from the Close Out Meeting.
88	Conduct the Corrosion Planning Conference	SURFMEPP	C+115		<u>Conduct the Corrosion Planning Conference:</u> Supported by CNSF, TYCOM, SEA 21, CNRMC FLAGS and RMC Commanders.

APPENDIX D1

COST SURFACE SHIP AVAILABILITY MILESTONES

EVENT#	Task or Milestone	Responsible Activity	CNO COST	COMMENTS OR REMEDIAL ACTION	DESCRIPTION
89	Life Cycle Planning Conference (LCPC) Meeting	SURFMEPP	C+140		<u>Life Cycle Planning Conference (LCPC) Meeting:</u> The LCPC agenda will include a review of the planning schedule, required CMP assessments, NDE modernization forecasts, CNO Availability services and routines as applicable, organizational responsibilities and DFSs.
90	Upload BAWP task to ship's CSMP	SURFMEPP	C+150		<u>Upload BAWP task to ship's CSMP:</u> SURFMEPP will upload a data file with all mandatory maintenance actions and expected CNO Availability services into the ship's CSMP in support of ship-specific MT screening and brokering requirements. The data file will span approximately ten (10) calendar quarters and will include the requirements through C+120.
91	Issue Post-LCPC Planning Schedule Letter	SURFMEPP	C+150	After last CNO Availability Completion	<u>Issue Post-LCPC Planning Schedule Letter:</u> SURFMEPP issue planning schedule letter containing outstanding action items from the LCPC as well as communicating the remaining BAWP-specific JFMM milestones through avail execution.
92	TSRA-5 Discrepancies Screened	Ashore Ships Maintenance Manager	C+360	Done after intermediate training phase and should be completed 90 days prior to deployment.	<u>TSRA-5 Discrepancies Screened:</u> This event is the final validation of equipment prior to the ships deployment.

APPENDIX D₂

FIRM FIXED PRICE (FFP) SURFACE SHIP AVAILABILITY MILESTONES

EVENT #	Task or Milestone	Responsible Activity	TPP CNO FFP	CNO FFP (FDNF)	COMMENTS OR REMEDIAL ACTION	DESCRIPTION
CNO ADVANCE PLANNING PROCESS (SEA 21 RESPONSIBILITY)						
1	Establish CNO or CM Availability Schedule	TYCOM N1	A-720	A-720		Establish CNO or CM Availability Schedule: Schedule established per the Fleet Response Plan maintenance cycle. TYCOM will publish routine updates in Navy Data Environment (NDE) as they occur.
2	Issue Execution Planning Hull Modernization Plan (EHMP)	SPM	N/A	Varies		<u>Issue Execution Planning Hull Modernization Plan (EHMP)</u> : In support of MMBP development, in March of each year, SPMs will deliver an EHMP listing all program SCs scheduled for each active ship under their cognizance to the RMCs. TYCOMs will deliver an EHMP listing all scheduled fleet SCs for each active ship under their cognizance to the RMCs. The EHMP will contain all SCs scheduled for the next fiscal year and the first quarter of the following fiscal year. It is a snapshot of the current maturity and authorization status and industrial man-day and material estimates for SCs scheduled for installation in the next fiscal year.
3	Issue 2-year rolling Advance Planning Hull Modernization Plan (AHMP)	SPM	N/A	Varies		<u>Issue 2-year rolling Advance Planning Hull Modernization Plan (AHMP)</u> : An AHMP for all active ships must be provided by the cognizant SPM to each RMC in July each year in support of the A-810 to A-450 rolling HMP NMP milestone and development of SPM Advance Planning Letters. The AHMP will contain all Program and Fleet SCs planned for the year after the next fiscal year (Example: JUL 2006 release is for FY 2008). The RMC is advised of the planned SCs for installation to facilitate necessary long lead-time planning efforts for ships under their cognizance.

APPENDIX D₂

FIRM FIXED PRICE (FFP) SURFACE SHIP AVAILABILITY MILESTONES

EVENT #	Task or Milestone	Responsible Activity	TPP CNO FFP	CNO FFP (FDNF)	COMMENTS OR REMEDIAL ACTION	DESCRIPTION
4	Request funding for repair work item development	Third Party Planning (TPP) COR	A-560	N/A		<u>Request funding for repair work item development:</u> Request necessary funding from TYCOM to plan Availability.
5	Request funding from PARM for modernization work item development	SEA21, PMS407	A-560	N/A		<u>Request funding for PARM for modernization work item development:</u> Validate and update the Modernization Plan and request funding to proceed with material procurement and scheduling installations with Resource Sponsor. Confirm that funds exist in the budget to fully execute the Ship Change (SC).
6	C+150 Post LCPC Letter	SURFMEPP	A-560	A-560		<u>C+150 Post LCPC Letter</u>
7	Establish Third Party Planning (TPP) Tech Instruction (TI)	TPP COR, SEA024	A-540	N/A		<u>Establish Third Party Planning (TPP) Tech Instruction (TI):</u> A Technical Instruction (TI) is to be drafted by the TPP COR and issued by NAVSEA 024 TPP PCO. This function authorizes the TPP to begin the Planning process.
8	Establish work split strategy for Modernization	SEA21, PMS407	A-540	N/A		<u>Establish work split strategy for Modernization</u>
9	Contract Determination Point (CDP): Coast Wide or MAC-IDIQ	SEA21, PMS407	A-540	N/A		<u>Contract Determination Point:</u> Coast Wide or MAC-IDIQ: The CDP is the documented decision by PMS 407 that establishes whether an availability will be a Coast Wide competition or will be restricted to Homeport or MAC-IDIQ.

APPENDIX D₂

FIRM FIXED PRICE (FFP) SURFACE SHIP AVAILABILITY MILESTONES

EVENT #	Task or Milestone	Responsible Activity	TPP CNO FFP	CNO FFP (FDNF)	COMMENTS OR REMEDIAL ACTION	DESCRIPTION
10	Issue Initial Letter of Authorization	SPM	A-540	A-540 (A-360)		<u>Issue Initial Letter Of Authorization:</u> NAVSEA and TYCOM Letters of Authorization (LOA) are issued showing all modernizations scheduled for the CNO Availability. The SPM LOA specifies to the NSA the SCs approved to be accomplished during a specific ship CNO availability. Forecasted ship changes may be viewed through the NDE database and continuing throughout the BAWP to AWP development process. This list will be reviewed at each BAWP Milestone Meeting. Items from this list will not be entered into the ship's CSMP until they have been reconciled with an issued LOA.
11	Provide availability target control	TYCOM	A-540	A-360		<u>Provide availability target control:</u> A financial control is required in order to establish the Availability Planning Requirements.
12	Purchase Request submit to NAVSEA 02	SEA21	A-540	A-540		<u>Purchase Request submit to NAVSEA 02</u>

APPENDIX D₂

FIRM FIXED PRICE (FFP) SURFACE SHIP AVAILABILITY MILESTONES

EVENT #	Task or Milestone	Responsible Activity	TPP CNO FFP	CNO FFP (FDNF)	COMMENTS OR REMEDIAL ACTION	DESCRIPTION
13	Issue Request for the EP Proposal to the planning activity. Notify each funding sponsor of the requirement and amount of funding for Execution Planning. Provide no later than date for required funding.	RMC C300	N/A	A-410		<u>Issue Request for the EP Proposal to the planning activity. Notify each funding sponsor of the requirement and amount of funding for Execution Planning. Provide no later than date for required funding:</u> Develop Execution Planning CLIN MSC Work Item. Develop Independent Government Estimate (IGE), and Issue RFP for Planning. Notify each funding sponsor of the requirement for Planning funding. Provide “no later than date” for required funding. Each funding Sponsor is required to fund the Planning Costs associated with their requirements. If an advanced LOA is not available, the SEA21 Monthly Advanced Planning Letter will be used to estimate the Modernization Sponsor’s cost. Funding must be received in order to ensure Work Item development and Long Lead Time Material (LLTM) identification can start in conjunction with issuance of the AWP and LOAs.
14	Provide incremental funding for ordering LLTM	SYSCOM SPM, TYCOM	A-540	N/A		<u>Provide incremental funding for ordering LLTM:</u> Provide incremental funding for ordering Long Lead Time Material (LLTM) for both Maintenance (Repair) and Modernization (Alterations).
15	Establish Availability in NMD	RMC C300	A-539	A-360		<u>Establish Availability in the Navy Maintenance Database (NMD):</u> Availabilities will be established in the NMD base when known or work is ready to be screened.
16	All BAWP tasks screened to appropriate avail	TYCOM	A-510	N/A		<u>All BAWP tasks screened to appropriate avail</u>

APPENDIX D₂

FIRM FIXED PRICE (FFP) SURFACE SHIP AVAILABILITY MILESTONES

EVENT #	Task or Milestone	Responsible Activity	TPP CNO FFP	CNO FFP (FDNF)	COMMENTS OR REMEDIAL ACTION	DESCRIPTION
17	Planning Yard (PY) Submit Funding Request for work assigned	Planning Yard	N/A	A-480		<u>Planning Yard (PY) Submit Funding Request for work assigned:</u> PYs request funding from the alteration sponsors for what they know they are going to be tasked to perform.
18	Fund or Task Ship Installation Drawing (SID) development	SPM, NSA, AIT, TYCOM	Coast Wide: A-465 MAC-IDIQ: A-405	A-330 (A-375)		<u>Fund or Task SID Development:</u> Alteration Sponsors task and fund appropriate party to develop SIDS (PY or Third Party). This is a Modernization milestone to ensure funding has been obligated in support of SID development or SID delivery milestones.
19	Send habitability project advance planning notice	TYCOM N43	A-450	A-420		<u>Send habitability project advance planning notice:</u> This TYCOM generated notice identifies Projects proposed for accomplishment, and provides work scope details including, if applicable, Ship's Force manpower requirements. This notice also requests Commanding Officer's comments, concurrence and commitment of resources to the proposed projects.
20	SC Design, Planning Funds provided	PARM, SPM, TYCOM	N/A	A-420		<u>SC Design and Planning Funds provided:</u> Funding is requested by the PY and the Alt sponsor is to provide the funding. The purpose is to accomplish site-specific advanced planning of the SC. The attention is redirected from overall SC applicability to design for installation on a specific hull or at a specific location. This includes finalized design (including ship check, site survey and drawings, technical installation instructions, etc.), initiation of procurement, pre-installation certification and testing, installation readiness reviews and risk assessments.

APPENDIX D₂

FIRM FIXED PRICE (FFP) SURFACE SHIP AVAILABILITY MILESTONES

EVENT #	Task or Milestone	Responsible Activity	TPP CNO FFP	CNO FFP (FDNF)	COMMENTS OR REMEDIAL ACTION	DESCRIPTION
21	Installation Control Drawings (ICD)/, Installation Requirements Drawings (IRD) delivered to alteration developer or PY	PARM	N/A	A-420		<u>Installation Control Drawings (ICD) and Installation Requirements Drawings (IRD) delivered to alteration developer, PY:</u> ICDs and IRDs are equipment specific drawings and should be used as general guidance to develop Ship Specific, Ship Class Ship Installation Drawings (SID). SIDs are the authorized and approved drawings to be used by the IA's for shipboard implementation of SCs. ICDs and IRDs should be used as supplemental information where SIDs are deficient in specific guidance, and should be accompanied by a Liaison Action Record (LAR) prior to their use. Alteration Sponsors provide the ICD for SID development to the appropriate party (PY or Third Party).
22	Accomplish SURFMEPP Mid-Cycle Review	SURFMEPP	A-410	A-410		<u>Accomplish SURFMEPP Mid Cycle Review:</u> This is the SURFMEPP Mid Cycle Review of the ship's BAWP, CSMP, active DFSs, Class Advisories, routines, services, and the Availability Duration. All items will be reviewed and evaluated for branding. The MT will ensure 100% of BAWP is screened to a scheduled or future maintenance availability. The MT will screen all requirements to a maintenance period or availability (other than unfunded) within the current FRP maintenance cycle. This is the final verification prior to the BAWP change to the AWP. The A-360 Letter is the output.
23	LOA CH 1 issued	SPM, TYCOM	A-400	A-400 (A-180)	For FDNF see description for event #42	<u>LOA Change 1 issued:</u> After LOA Change 1 is issued, any change to the Fielding Plan in NDE-NM that requires SIDs or impacts ship distributed systems requires sponsoring activity to submit a late add impact assessment.

APPENDIX D₂

FIRM FIXED PRICE (FFP) SURFACE SHIP AVAILABILITY MILESTONES

EVENT #	Task or Milestone	Responsible Activity	TPP CNO FFP	CNO FFP (FDNF)	COMMENTS OR REMEDIAL ACTION	DESCRIPTION
24	Revise TPP Technical Instruction (TI) to incorporate program modernization updates	TPP COR, SEA024	A-400	N/A		<u>Revise TPP Technical Instruction (TI) to incorporate program modernization updates:</u> This action is initiated by the TPP COR to add the Modernization planning work to the TI that was issued at A-540. Revision will be given to the SEA 024 TPP PCO who will execute the revision to the TI. This action authorizes the TPP to begin Planning Modernization work.
25	Update work split strategy for Modernization	SEA21, PMS407	A-400	N/A		<u>Update work split strategy for Modernization</u>
26	Modernization Ship Checks Complete for ship specific SID's	Planning Activity	Coast Wide: A-390 MAC-IDIQ: A-330	A-300 (A-315)		<u>Modernization Ship Checks completed:</u> Ship checks (Design, Verification, Production and Proofing) are accomplished in support of the development of SIDs. All ship checks will incorporate a validation and verification of actual Hull or Site configuration. This is a Modernization milestone to ensure all design ship checks are complete in support of the SID delivery milestone.
27	BAWP Turnover Letter	SURFMEPP, TYCOM	A-360	A-360		<u>BAWP Turnover Letter</u>
28	Validate Availability Target Control	SPM, TYCOM	Coast Wide: N/A MAC-IDIQ: A-360	N/A		<u>Validate Availability Target Control</u>

APPENDIX D₂

FIRM FIXED PRICE (FFP) SURFACE SHIP AVAILABILITY MILESTONES

EVENT #	Task or Milestone	Responsible Activity	TPP CNO FFP	CNO FFP (FDNF)	COMMENTS OR REMEDIAL ACTION	DESCRIPTION
29	50% of D-level maintenance work package 2Ks locked based on target control	Ashore Ships Maintenance Manager	Coast Wide: A-360 MAC-IDIQ: A-305	A-240		<u>50% of D-level maintenance work package 2Ks locked based on target control</u> : Intent is that 50% of the expected 2Ks (work, not services) have been screened and WNs brokered to the planning activity via tasking memo. The planning activity continually develops specs in the most cost effective manner and does not batch this work in front of the next lock milestone.
CNO PLANNING PROCESS (RMC RESPONSIBILITY)						
30	Advance Planning to Planning Event	NRMC C300	N/A	A-355		<u>Advance Planning to Planning Event</u> : IPTD Overview Introduction of the IPTD Program to the Ship and MT. BAWP package review. AWP Package Review to include any planned habitability work scheduled for the avail and TYCOM funded alterations. Modernization Package review LOA, discussion of the PY drawing status including Ship checks (if they are funded), etc. Review schedule risk identified during BAWP process, start identification of overall availability risks. Select Planning Milestones to suit availability. Establish Communication plan or strategy and meeting or planning drumbeat.
31	Complete planning and estimating (P&E) of work assigned by the 50% work package lock milestone to include all CNO BAWP items	Planning Activity	Coast Wide: A-330 MAC-IDIQ: A-275	N/A		<u>Complete planning and estimating (P&E) of work assigned by the 50% work package lock milestone to include all CNO BAWP items</u> : The requirement is that all work brokered by the 50% lock milestone must be planned (Work Item complete and LLTM identified) and estimated with minimum quality as described as a "Class C" estimate.

APPENDIX D₂

FIRM FIXED PRICE (FFP) SURFACE SHIP AVAILABILITY MILESTONES

EVENT #	Task or Milestone	Responsible Activity	TPP CNO FFP	CNO FFP (FDNF)	COMMENTS OR REMEDIAL ACTION	DESCRIPTION
32	Total Ships Readiness Assessment (TSRA)-1 Discrepancies Screened	Ashore Ships Maintenance Manager	A-320	A-240		<u>Total Ships Readiness Assessment (TSRA) 1 Discrepancies Screened</u> : TSRA-1 is a TYCOM-scheduled two-week ship-wide pre-deployment material condition assessment designed to identify work items for inclusion in the post-deployment maintenance availability. The goal of this phase is to reduce availability growth and new work, by providing the earliest possible identification of work, which is then notionally scheduled in an availability. This is a validation that the discrepancies identified as a result of TSRA-1 assessment has been screened by this date.
33	IGE Complete in support of 50% lock.	RMC C300	Coast Wide: A-305 MAC-IDIQ: A-245	A-190		<u>IGE Complete in support of 50% lock</u> : The requirement is that all work Planned in support of the 50% lock milestone must be estimated by the government with minimum quality as described as a "Class C" estimate.
34	Provide incremental funds for ordering LLTM for both repair and alt or mod work to meet required dates	SYSCOM, SPM, TYCOM	N/A	A-270 (A-315)		<u>Incremental funding</u> : Provide incremental funds for ordering LLTM for both repair and alt or mod work to meet required dates. This is an iterative process as LLTM is identified and funding is requested and authorized based on the lead time. It is incumbent on the Execution Planning Activity or MT to identify LLTM as soon as possible. LLTM is defined as any material with a delivery date in excess of 30 days.

APPENDIX D₂

FIRM FIXED PRICE (FFP) SURFACE SHIP AVAILABILITY MILESTONES

EVENT #	Task or Milestone	Responsible Activity	TPP CNO FFP	CNO FFP (FDNF)	COMMENTS OR REMEDIAL ACTION	DESCRIPTION
35	Issue or Deliver SIDs to NSA for contractors and AITs	Planning Yard	Coast Wide: A-300 MAC-IDIQ: A-240	A-240		<u>Issue or deliver SIDs to NSA for contractors and AITs:</u> SID delivery is listed in the NMP MOM as a critical milestone. All SIDs must be issued to the NSA to ensure planning milestones can be met.
36	Finalize method of install for modernization	SEA21, PMS407	Coast Wide: A-300 MAC-IDIQ: A-240	N/A		<u>Finalize method of install for modernization</u>
37	Maintenance Ship Check	RMC or WFO	Coast Wide: A-285 MAC-IDIQ: A-225	A-210		<u>Maintenance Ship Checks Complete:</u> Intent is that all maintenance related ship checks will be completed as early as possible within the planning process however, no later than this milestone.
38	80% of D-level maintenance work package 2Ks locked based on target control	Ashore Ships Maintenance Manager	Coast Wide: A-285 MAC-IDIQ: A-225	A-210		<u>80% of D-level maintenance work package 2Ks locked based on target control:</u> Intent is that 80% of the expected 2Ks (work not services) have been screened and WNs brokered to the planning activity via tasking memo. The planning activity continually develops specs in the most cost effective manner and does not batch this work in front of the next lock milestone.

APPENDIX D₂

FIRM FIXED PRICE (FFP) SURFACE SHIP AVAILABILITY MILESTONES

EVENT #	Task or Milestone	Responsible Activity	TPP CNO FFP	CNO FFP (FDNF)	COMMENTS OR REMEDIAL ACTION	DESCRIPTION
39	Submit Deferral Letter with Maintenance Team Assist	TYCOM N43	Coast Wide: A-285 MAC-IDIQ: A-220	A-220		<u>Submit Deferral Letter with Maintenance Team Assist</u> : TYCOM will submit a Change Deferral Request Letter to SURFMEPP, which will include a list of Change Deferral Requests for subject FRP Maintenance Cycle.
40	Identification of AIT support requirements and required milestones	SEA21, PMS407	Coast Wide: A-280 MAC-IDIQ: A-220	A-220 (A-180)		<u>Identification of AIT support requirements and required milestones</u> : If the AIT will require industrial support, (e.g., crane and rigging services, welding or burning, compressed air), during accomplishment of the alteration or SC, additional information (OPNAV Form 4790/2K) requesting these services will be provided for loading into the CSMP shore file. The AIT Manager, or their designated representative, will prepare information for the creation of a 2K/JCN. In addition, if required by the NSA, any required support services must be specified using 4790/2K. The planning activity can then prepare a 4E specification work item per Volume VII, Chapter 4, Appendix E of this manual for inclusion in the CNO availability work package for private sector industrial availabilities, or a job summary and Task Group Instruction (TGI) for Naval shipyard availabilities.
41	Complete planning and estimating (P&E) of work assigned by the 80% work package lock milestone.	Planning Activity	Coast Wide: A-265 MAC-IDIQ: A-205	N/A		<u>Complete planning and estimating (P&E) of work assigned by the 80% work package lock milestone</u> : The requirement is that all work brokered by the 80% lock milestone must be planned (Work Item complete and LLTM identified) and estimated with the minimum quality described as a "Class C" estimate.

APPENDIX D₂

FIRM FIXED PRICE (FFP) SURFACE SHIP AVAILABILITY MILESTONES

EVENT #	Task or Milestone	Responsible Activity	TPP CNO FFP	CNO FFP (FDNF)	COMMENTS OR REMEDIAL ACTION	DESCRIPTION
42	IGE complete in support of 80% lock	RMC C300	Coast Wide: A-250 MAC-IDIQ: A-190	A-185		<u>IGE Complete in support of 80% lock</u> : The requirement is that all work Planned in support of the 80% lock milestone must be estimated by the government with the minimum quality described as a "Class C" estimate.
43	LOA CH 2 issued and Modernization Package Lock	SPM	Coast Wide: A-240 MAC-IDIQ: A-240	A-240 (A-120)	For FDNF see description for event # 56	<u>LOA CH 2 issued and Modernization Package Lock</u> : The SPM must prepare and issue the LOA. The A-120 LOA will identify any planned SCs identified in the initial letter that have reached maturity. All SCs that have not reached maturity or do not have an approved impact assessment will be deferred from the availability with the exception of Sustainment Type SCs which must meet this criterion by A-75.
44	All Modernization Risk Assessments (including waivers) submitted	SPM	A-235	A-235 (A-175)		<u>All Modernization Risk Assessments (including waivers) submitted</u> : Complete all required design, procurement of material, pre-installation testing, and obtain all required certifications, impact assessment(s) prior to final installation. Evaluate maturity of an installation and determine if the SC is ready for installation. Perform an impact assessment for SCs that have not achieved maturity per the Navy Modernization milestone charts to determine whether or not to proceed with installation planning.

APPENDIX D₂

FIRM FIXED PRICE (FFP) SURFACE SHIP AVAILABILITY MILESTONES

EVENT #	Task or Milestone	Responsible Activity	TPP CNO FFP	CNO FFP (FDNF)	COMMENTS OR REMEDIAL ACTION	DESCRIPTION
45	Issue TYCOM 100% lock letter	TYCOM PE, RMC C300	Coast Wide: A-230 MAC-IDIQ: A-170	N/A		<u>Issue TYCOM 100% lock letter</u>
46	Total Ships Readiness Assessment (TSRA) Discrepancies Screened	Ashore Ship Maintenance Manager	Coast Wide: A-235 MAC-IDIQ: A-175	A-240 (TSRA 1) A-180 (TSRA 2)		<u>TSRA Discrepancies Screened</u> : TSRA-2 focuses on the evaluation of equipment after deployment to minimize growth and new work within the ship's CNO availability. It includes a post-deployment, underway material assessment of selected HM&E and C5I systems and is designed to add work items needed to fully define the Availability Work Package (AWP).
47	100% of D-level maintenance work package 2K's locked based on target control	Ashore Ship Maintenance Manager	Coast Wide: A-230 MAC-IDIQ: A-170	A-170		<u>100% of D-level maintenance work package 2Ks locked based on target control</u> : Intent is that 100% of the expected 2Ks have been screened and WNs brokered to the planning activity via tasking memo. The planning activity continually develops specs in the most cost effective manner and does not batch this work in front of the next package development milestone.
48	Complete planning and estimating (P&E) of work assigned by the 100% work package lock milestone	Planning Activity	Coast Wide: A-215 MAC-IDIQ: A-155	A-155 (A-110)		<u>Complete planning and estimating (P&E) of work assigned by the 100% work package lock milestone</u> : The requirement is that all work brokered by the 100% lock milestone must be planned (Work Item complete and LLTM identified) and estimated with the minimum quality described as a "Class C" estimate.

APPENDIX D₂

FIRM FIXED PRICE (FFP) SURFACE SHIP AVAILABILITY MILESTONES

EVENT #	Task or Milestone	Responsible Activity	TPP CNO FFP	CNO FFP (FDNF)	COMMENTS OR REMEDIAL ACTION	DESCRIPTION
49	All Modernization Risk Assessments (including waivers) approved	SPM	A-210	A-210 (A-150)		<u>All Modernization Risk Assessments (including waivers) approved</u> : Perform an impact assessment for SCs that have not achieved maturity IAW the Navy Modernization milestone charts to determine whether or not to proceed with installation planning.
50	Conduct Work Package Integration Conference (WPIC)	RMC C300	Coast Wide: A-206 MAC-IDIQ: A-145	A-120		<u>Conduct Work Package Integration Conference (WPIC)</u> : Provides a forum for early identification of work requirements that require integration to avoid conflicts with other work during execution.
51	Final Work Item Review and Approval	RMC C300	Coast Wide: A-201 MAC-IDIQ: A-140	A-156		<u>Final Work Item Review and Approval</u> : Work Item reviews must be accomplished on a routine drumbeat established by the MT with the final work item review being completed in support of the established publishing date for the specification package. This will include the final quality and technical and contractual review of the work items. Contractual must include legal requirements, i.e., if sole source, is there sole source justification?
52	IGE Complete in support of 100% lock	RMC C300	Coast Wide: A-201 MAC-IDIQ: A-140	A-120		<u>IGE Complete in support of 100% lock</u> : The requirement is that all work Planned in support of the 100% lock milestone must be estimated by the government with the minimum quality described as a "Class C" estimate.

APPENDIX D₂

FIRM FIXED PRICE (FFP) SURFACE SHIP AVAILABILITY MILESTONES

EVENT #	Task or Milestone	Responsible Activity	TPP CNO FFP	CNO FFP (FDNF)	COMMENTS OR REMEDIAL ACTION	DESCRIPTION
53	Accurate and complete requirements package turnover to contracts	RMC C300	Coast Wide: A-196 MAC-IDIQ: A-138	A-135		<u>Accurate and complete requirements package turnover to contracts:</u> Requirements Packages must include all necessary data as required in the Requirements Package Checklist. RMC C300 is responsible for ensure all required data is compiled and submitted to the cognizant PCO.
54	Requirements package verified and ready for solicitation	SEA024 (Coast Wide) RMC C400 (MAC-IDIQ)	Coast Wide: A-193 MAC-IDIQ: A-136	N/A		<u>Planning package verified and ready for solicitation:</u> Cognizant PCO must validate that all the required data has been provided and in the proper format. Upon completion of the verification, the requirements should be ready to be incorporated into a solicitation.
55	Peer review (1) complete	RMC C400	Coast Wide: A-186 MAC-IDIQ: N/A	N/A		<u>Peer review (1) complete:</u> Peer Reviews are to be executed out of NAVSEA 02 per DoD or DoN policy. This Peer Review is of the Solicitation and associated documents.
56	Solicitation	SEA024 (Coast Wide) RMC C400 (MAC-IDIQ)	Coast Wide: A-185 MAC-IDIQ: A-135	A-120 (RMC C400)		<u>Solicitation:</u> Non-Multi-Option Contracting Vehicles. The Federal Acquisition Regulation designates FedBizOpps as the mandatory "Government wide point of entry (GPE)" for posting of Government business opportunities, including proposed contract actions, solicitations and associated information.

APPENDIX D₂

FIRM FIXED PRICE (FFP) SURFACE SHIP AVAILABILITY MILESTONES

EVENT #	Task or Milestone	Responsible Activity	TPP CNO FFP	CNO FFP (FDNF)	COMMENTS OR REMEDIAL ACTION	DESCRIPTION
57	Issue LOA CH 3	SPM	Coast Wide: A-180 MAC-IDIQ: A-180	A-180		<u>Issue LOA CH 3</u> : The SPM must prepare and issue the LOA. The LOA will identify any planned SCs identified in the initial letter that have reached maturity. All SCs that have not reached maturity or do not have an approved impact assessment will be deferred from the availability with the exception of Sustainment Type SCs which must meet this criterion by A-75.
58	ILS certification complete	SPM	MAC-IDIQ: A-180 Coast Wide: A-180	A-180		<u>ILS certification complete</u>
59	Complete offerors ship checks	Executing Activity	Coast Wide: A-175 MAC-IDIQ: A-125	N/A		<u>Complete offerors ship checks</u> : In solicitations where the subject ship or a sister ship is made available to prospective offerors, this milestone marks the date where ship checks have been completed.

APPENDIX D₂
FIRM FIXED PRICE (FFP) SURFACE SHIP AVAILABILITY MILESTONES

EVENT #	Task or Milestone	Responsible Activity	TPP CNO FFP	CNO FFP (FDNF)	COMMENTS OR REMEDIAL ACTION	DESCRIPTION
60	Risk Letter Sent to CNRMC	RMC C100	N/A	A-170		<u>Risk Letter Sent to CNRMC:</u> A Risk letter will be submitted to CNRMC (with copy to TYCOM) for review and endorsement no later than 10 days after the milestone. The Risk Letter (Include Modernization Risk) will address, at a minimum, the following: Budget, Schedule, Resources (Manpower, Fiscal), RMC or NSA Capability or Capacity, Contractor Capability or Capacity, Availability Duration, Planning, Modernization, Funding. (Include work items MT intends to broker to IDIQ contracts and other government agencies.)
61	Cutoff for offerors questions	Executing Activity	Coast Wide: A-165 MAC- IDIQ: A-120	A-100		<u>Cutoff for offerors questions:</u> The NLT date, issued by the PCO, is the date that the government will no longer accept pre-bid inquiries for a particular solicitation. The time frame established allows the PCO time to respond to the inquiry while still maintaining adequate time for the contractor to produce a proposal or bid.
62	Solicitation amendment for offerors questions	SEA024 RMC C400	Coast Wide: A-155 MAC- IDIQ: A-110	N/A		<u>Solicitation amendment for offerors questions:</u> This is the date at which all Offeror's Questions have been answered via an Amendment to the Solicitation and all changes to the Requirements Package as a result of Offeror's Questions have been incorporated.
63	Contractor Proposal Received	SEA024 RMC C400	Coast Wide: A-140 MAC- IDIQ: A-105	A-90		<u>Contractor Proposal Received:</u> This is the date, provided by the PCO, when a Firm Fixed Price (FFP) offeror must submit their bid to be considered responsive. Submissions after this date are typically rejected.

APPENDIX D₂
FIRM FIXED PRICE (FFP) SURFACE SHIP AVAILABILITY MILESTONES

EVENT #	Task or Milestone	Responsible Activity	TPP CNO FFP	CNO FFP (FDNF)	COMMENTS OR REMEDIAL ACTION	DESCRIPTION
64	Establish initial prorate percentage	SEA21, PMS407	Coast Wide: A-130 MAC-IDIQ: A-95	N/A		<u>Establish initial prorate percentage:</u> All mature SCs listed on the LOA will be considered for proration's. The budgets associated with SCs and repair and maintenance will lock the proration distribution percentages. If modernization is added after this date, the sponsor will assume the full increase in cost associated with the prorated items. The percentages established at this time will be applied to the proratable items proposal amount by sponsor to establish the full funding required.
65	Issue Specification package to FLC (SRF-JRMC only)	MT	N/A	(A-130)		<u>Issue Specification package to FLC (SRF-JRMC only):</u> This is the act of issuing a final specification package for the availability that will be used to propose upon. All work after this date will be handled as supplemental or new work.
66	SSEB Report – original proposal	SEA21 RMC C400	Coast Wide: A-125 MAC-IDIQ: A-95	N/A		<u>SSEB Report – original proposal:</u> This is the action which the Source Selection Evaluation Board (SSEB) will submit its report, per the cognizant Source Selection Plan, documenting their analysis of the Offeror's original proposal for review and approval.
67	SSDD Competitive Range – Original proposal	SEA21 RMC C400	Coast Wide: A-123 MAC-IDIQ: A-93	N/A		<u>SSDD Competitive Range – Original proposal:</u> This is the action where the Source Selection Authority (SSA) determines and documents their competitive range determination. This is documented in the Source Selection Decision Document (SSDD).

APPENDIX D₂

FIRM FIXED PRICE (FFP) SURFACE SHIP AVAILABILITY MILESTONES

EVENT #	Task or Milestone	Responsible Activity	TPP CNO FFP	CNO FFP (FDNF)	COMMENTS OR REMEDIAL ACTION	DESCRIPTION
68	Pre-BCM approved	SEA 024 RMC C400 (SEA02 Approval if required)	Coast Wide: A-116 MAC-IDIQ: A-86	N/A		<u>Pre-BCM (SEA02 Approval if required)</u>
69	Submit Execution Risk Letter	RMC C100	N/A	A-110		<u>Submit Execution Risk Letter:</u> A-Risk letter will be submitted to CNRMC for review and endorsement (to be sent to TYCOM) NLT 10 days after the milestone. The Risk Letter is the first Risk Letter to specifically address Execution Risk along with Planning Risk.
70	Discussions complete	SEA024 RMC C400	Coast Wide: A-106 MAC-IDIQ: A-82	N/A		<u>Discussions complete:</u> Should the SSDD and Pre-BCM determine that Discussions with Offerors are in the best interest of the Government, this milestone means that all Discussions and correspondence has been completed and Final Proposal Revisions (FPRs) have been requested.
71	Peer review (2) complete	SEA024	Coast Wide: A-99 MAC-IDIQ: N/A	N/A		<u>Peer review (2) complete:</u> Peer Reviews are to be executed out of NAVSEA 02 per DoD or DoN policy. Peer review (2) is the review of the requisite acquisition and source selection documentation.
72	Final proposal revision (FPRs) received	SEA024 RMC C400	Coast Wide: A-95 MAC-IDIQ: A-78	N/A		<u>Final proposal revision (FPRs) received:</u> This is the date at which FPRs from Offeror's within the competitive range may be submitted in response to the Discussion Questions asked at Milestone 68 of this appendix.

APPENDIX D₂

FIRM FIXED PRICE (FFP) SURFACE SHIP AVAILABILITY MILESTONES

EVENT #	Task or Milestone	Responsible Activity	TPP CNO FFP	CNO FFP (FDNF)	COMMENTS OR REMEDIAL ACTION	DESCRIPTION
73	I-level work package fully brokered	Ashore Ship Maintenance Manager	N/A	A-90		<u>I-level work package fully brokered</u> : Intent is to fully broker all known Intermediate Level work to I-level by this date.
74	I-level work package fully accepted	RMC C900	Coast Wide: A-95 MAC-IDIQ: A-95	A-75		<u>I-level work package fully accepted</u> : Intent is for I-level to accept or reject all work brokered to it up to this point in time. Any work entering later in the process will be subject to the Business Case Analysis process and will likely need to be inducted into the work package as new work.
75	Award AIT contracts for work not being done by prime contractor. Identify all outside activities participating in the availability and associated support requirements	AIT Sponsor, TYCOM N43	A-90	A-150		<u>Award AIT contracts for work not being done by prime contractor. Identify all outside activities participating in the availability and associated support requirements</u> : The AIT Manager must have the AIT contract in place NLT this milestone. Contract tasking can also include testing support, incidental and consumable material, ship check and post-install support. The selected contractor must have a NAVSEA 04XQ accepted QMS in order to accomplish shipboard industrial work. The AIT Manager must ensure that the contract identifies all contractor deliverables necessary to complete schedule, return costs and design change feedback. All non-AIT contractor outside activities will be contacted to obtain service requirements.
76	Establish adjusted prorate percentage	SEA21, PMS407	Coast Wide: A-90 MAC-IDIQ: A-73	A-73 (A-73)		<u>Establish adjusted prorate percentage</u>

APPENDIX D₂

FIRM FIXED PRICE (FFP) SURFACE SHIP AVAILABILITY MILESTONES

EVENT #	Task or Milestone	Responsible Activity	TPP CNO FFP	CNO FFP (FDNF)	COMMENTS OR REMEDIAL ACTION	DESCRIPTION
77	SSEB Report – revised proposal	SEA21 RMC C400	Coast Wide: A-85 MAC-IDIQ: A-75	A-75 (A-75)		<u>SSEB Report – revised proposal</u> : This date is when the final SSEB report has been submitted to the SSA documenting the findings in the Final Proposal Revisions.
78	SSDD – Revised proposal	SEA21 RMC C400	Coast Wide: A-83 MAC-IDIQ: A-73	A-73 (A-73)		<u>SSDD – Revised proposal</u> : This date is when the SSA documents their decision via the SSDD based on FPR's.
79	Post-BCM (funding requirements known)	SEA024 RMC C400	Coast Wide: A-76 MAC-IDIQ: A-66	A-66 (A-66)		<u>Post-BCM (funding requirements known)</u> : This is the date when the PCO compiles all of the source selection documentation and documents their Fair and Reasonable determination and requests approval for award.
80	Request funding	SEA024 RMC C400	Coast Wide: A-75 MAC-IDIQ: A-75	A-75 (A-75)		<u>Request funding</u>

APPENDIX D₂

FIRM FIXED PRICE (FFP) SURFACE SHIP AVAILABILITY MILESTONES

EVENT #	Task or Milestone	Responsible Activity	TPP CNO FFP	CNO FFP (FDNF)	COMMENTS OR REMEDIAL ACTION	DESCRIPTION
81	LOA CH 4	SPM	Coast Wide: A-75 MAC-IDIQ: A-75	A-75		<u>Issue LOA CH 4:</u> The SPM must prepare and issue the LOA. The LOA will identify any planned SCs identified in the initial letter that have reached maturity. All SCs that have not reached maturity or do not have an approved impact assessment will be deferred from the availability.
82	Provide Availability Funding for Repair and Modernization to the RMC	SYSCOMS, SPM, TYCOM	N/A	A-75 (A-150)		<u>Provide Availability Funding for Repair and Modernization to the RMC:</u> Availability funding is required prior to definitization. In order to assure that the correct amount and type of funding is available; it should be received at the RMC NLT 10 days prior to the scheduled definitization date. Receipt of funding later than that may cause the work to be deleted from the work package or may delay definitization.
83	Peer review (3) complete	SEA024	Coast Wide: A-69 MAC-IDIQ: N/A	N/A		<u>Peer review (3) complete:</u> Peer Reviews are to be executed out of NAVSEA 02 per DoD or DoN policy. This peer review is of all source selection documentation prior to award.
84	Funding accepted at NSA	RMC C600	Coast Wide: N/A MAC-IDIQ: A-65	A-65 (A-65)		<u>Funding accepted at NSA</u>

APPENDIX D₂

FIRM FIXED PRICE (FFP) SURFACE SHIP AVAILABILITY MILESTONES

EVENT #	Task or Milestone	Responsible Activity	TPP CNO FFP	CNO FFP (FDNF)	COMMENTS OR REMEDIAL ACTION	DESCRIPTION
85	Funding accepted at SEA21	SEA21	Coast Wide: A-65 MAC-IDIQ: N/A	N/A		<u>Funding accepted at SEA21</u>
86	All funding available for award	SEA 21 RMC C600	Coast Wide: A-64 MAC-IDIQ: A-64	A-64 (A-64)		<u>All funding available for award</u>
87	CHINFO Release	SEA 024 RMC C400	Coast Wide: A-63 MAC-IDIQ: A-63	A-63 (A-63)		<u>CHINFO Release:</u> A news release is required per DFARs to provide information on all contractual actions or modifications that have a face value of more than \$6.5 million, excluding unexercised options. This information will be used in a public news release announcing the award. Congressional members whose states or districts are affected by the contract (either the contractor lives in the state or district or the work will be performed there) will be provided similar information concurrent with the public announcement. Contract award information will be provided to the appropriate Public Affairs Office (PAO) in the form of a news release.

APPENDIX D₂

FIRM FIXED PRICE (FFP) SURFACE SHIP AVAILABILITY MILESTONES

EVENT #	Task or Milestone	Responsible Activity	TPP CNO FFP	CNO FFP (FDNF)	COMMENTS OR REMEDIAL ACTION	DESCRIPTION
88	100% of O-level maintenance work package locked	Ship's Force	A-60	A-75		<u>100% O-level Maintenance Work package locked:</u> Develop a Ship's Force concurrent Work Package that includes all major maintenance actions such as Planned Maintenance System (PMS), repairs, alterations and testing to be conducted by Ship's Force during the availability, as applicable. Review PMS, CSMP and Testing requirements and ensure all Ship's Force maintenance actions scheduled for accomplishment during availability are identified.
89	Submit I-level work package and schedule for integration	RMC C900	A-60	A-60		<u>Submit I-level work package and schedule for integration:</u> The LMA must develop an inclusive, detailed, integrated and resource-loaded schedule of all participating activities. All participants must meet and review the proposed plan and make necessary adjustments to render a balanced and optimized integrated schedule. This formal schedule review must occur after the WPIC, but no later than the Work Package Execution Review. The NSA or LMA must serve as the final arbiter of conflicts. By the Work Package Execution Review, all integrated schedule conflicts must be resolved by the NSA or LMA.
90	Award Contract	SEA 024 RMC C400	Coast Wide: A-60 MAC- IDIQ: A-60	A-60		<u>Award Contract:</u> This is the notification by the Contracting Officer to a bidder that his offer, or a negotiated proposal, has been accepted. This award establishes a legal obligation between the parties.

APPENDIX D₂

FIRM FIXED PRICE (FFP) SURFACE SHIP AVAILABILITY MILESTONES

EVENT #	Task or Milestone	Responsible Activity	TPP CNO FFP	CNO FFP (FDNF)	COMMENTS OR REMEDIAL ACTION	DESCRIPTION
91	Post award conference	RMC C400	MAC-IDIQ: A-55 Coast Wide: A-55	A-55 (A-55)		<u>Post award conference</u> : One conference for Government only, followed by a conference with Government and Contractor.
92	Deliver Material (LLTM and Kitted Materials) to Executing Activity	Planning Yards, PARM	MAC-IDIQ: A-30 Coast Wide: N/A	A-30 (A-75)	Overseas location of SRF-JRMC necessitates earlier receipt for recovery time in case of shortages	<u>Deliver Material (LLTM and Kitted Materials) to Executing Activity</u> : LLTM is any material that will take in excess of 30 days to procure. The government may elect to provide LLTM or prefabricated assemblies generally kitted via a planning yard. This material procured through sources other than the executing activity should be delivered 30 days prior to start of the availability to ensure that there is no disruption to production.
93	Conduct Work Package Execution Review (WPER)	RMC C300	A-30	A-30		<u>Conduct Work Package Execution Review (WPER)</u> : Review of the integrated work production schedule that has been prepared by the Executing Activity. The complete LMA Availability work package is defined and agreed upon at the WPER.
94	Start of Availability	Executing Activity	A-0	A-0		<u>Start of Availability</u> : The first day of the production period for the executing activity.
<p><u>Note 1</u>: For Availabilities in excess of \$50m, milestones may need to be established earlier in the planning process to account for the NAVSEA Peer Review process. For Availabilities in excess of \$100M, milestones may need to be established earlier in the planning process to account for the DCAA Audit and other issues unique to the magnitude of the work package. This would apply to the avail in planning once the Contract Determination Point milestone is met.</p>						

APPENDIX D₂

FIRM FIXED PRICE (FFP) SURFACE SHIP AVAILABILITY MILESTONES

EVENT #	Task or Milestone	Responsible Activity	IDIQ-MAC, FFP (Japan)	N/A	COMMENTS OR REMEDIAL ACTION	DESCRIPTION
CMAV (RMC RESPONSIBILITY)						
95	Establish CM Availability Schedule	TYCOM	Annually			<u>Establish CM Availability Schedule:</u> CMAV Schedules are established annually at the fleet scheduling conferences. TYCOM will publish routine updates as they occur for the CMAV schedules.
96	Establish CMAV in NMD	RMC C300	A-180			<u>Establish CMAV in NMD:</u> Availabilities will be established in the applicable planning data base when known or work is ready to be screened.
97	Verify TPP TI Funded and Established		A-180 (IDIQ-MAC) N/A (FFP Japan)			<u>Verify 3PP TI Funded and Established:</u> Intent is that funding authorization has been provided to TPP to support Modernization or repair work item development.
98	Review Screened I-Level Work	Ashore Ship Maintenance Manager	A-105 (IDIQ-MAC) A-95 (FFP Japan)			<u>Review Screened I-Level Work:</u> Intent is to screen all known Intermediate Level work to I-Level by this date.
99	100% of D-Level maintenance work package WNs locked based on target control.	RMC C300	A-90 (IDIQ-MAC) A-60 (FFP) A-80 (Japan)			<u>100% of D-Level maintenance work package WNs locked based on target control:</u> Intent is that 100% of the expected WNs have been screened and WNs brokered to the planning activity via tasking memo. The planning activity continually develops specs in the most cost effective manner and does not batch this work in front of the next package development milestone.
100	100% of D-Level maintenance work package WNs Planned and Estimated	RMC C300	A-85 (IDIQ-MAC) A-60 (FFP Japan)			<u>100% of D-Level maintenance work package WNs Planned and Estimated:</u> The requirement is that all work brokered by the 100% lock milestone must be planned (Work item complete and LLTM identified) and estimated with the minimum quality described as a "Class C" estimate.

APPENDIX D₂

FIRM FIXED PRICE (FFP) SURFACE SHIP AVAILABILITY MILESTONES

EVENT #	Task or Milestone	Responsible Activity	IDIQ-MAC, FFP (Japan)	N/A	COMMENTS OR REMEDIAL ACTION	DESCRIPTION
101	Final Work Item Review and Approval	RMC C300	A-80 (IDIQ-MAC) A-53 (FFP) A-53 (Japan)			<u>Final Work Item Review and Approval:</u> Work Item reviews must be accomplished on a routine drumbeat established by the MT with the final work item review being completed in support of the established publishing date for the specification package. This will include the final quality, technical and contractual review of the work items (contractual must include legal requirements i.e.; if sole source; is there sole source justification?).
102	IGE Submitted	RMC C300	A-75 (IDIQ-MAC) A-53 (FFP) A-53 (Japan)			<u>IGE Submitted:</u> The requirement is that all work Planned in support of the 100% Lock milestone must be estimated by the government with minimum quality as described as a “Class C” estimate.
103	Package Turnover to Contracts	RMC C300	A-75 (IDIQ-MAC) A-55 (FFP) A-35 (Japan)			<u>Package Turnover to Contracts:</u> Requirements packages must include all necessary data as required in the Requirements Package Checklist RMC C300 is responsible for ensuring all required data is compiled and submitted to Contracts personnel.
104	Solicit Bids	RMC Contracts	A-70 (IDIQ-MAC) A-50 (FFP) A-30 (Japan)			<u>Solicit Bids:</u> The Federal Acquisition Regulation designates FedBizOps as the mandatory “Government wide point of entry (GPE)” for posting of Government business opportunities, including proposed contract actions, solicitations and associated information.

APPENDIX D₂

FIRM FIXED PRICE (FFP) SURFACE SHIP AVAILABILITY MILESTONES

EVENT #	Task or Milestone	Responsible Activity	IDIQ-MAC, FFP (Japan)	N/A	COMMENTS OR REMEDIAL ACTION	DESCRIPTION
105	Cutoff for Bidders Questions		A-55 (IDIQ-MAC) A-35 (FFP) A-15 (Japan)			<u>Cutoff for Bidders Questions:</u> The NLT date, issued by the contracting agency is the date that the government will no longer accept pre-bid inquiries for a particular solicitation. The time frame established allows the Contracts personnel time to respond to the inquiry while still maintaining adequate time for the contractor to produce a proposal or bid.
106	I-Level Work Package Fully Brokered	Ashore Ships Maintenance Manager	A-40			<u>I-Level Work Package Fully Brokered:</u> Intent is to fully broker all known intermediate Level work to I-Level by this date.
107	Submit Bids		A-40 (IDIQ-MAC) A-20 (FFP) A-30 (Japan)			<u>Submit Bids:</u> This is the date provided by the government contracts, when a Firm Fixed Price (FFP) offeror must submit their bid to be considered responsive. Submissions after this date are typically rejected.
108	I-Level Work Package Fully Accepted	RMC C900	A-33			<u>I-Level Work Package Fully Accepted:</u> Intent is for I-Level to accept or reject all work brokered to it up to this point in time, work entering later in the process will be subject to normal Business Case Analysis and will likely need to be inducted into the work package as new work.
109	Provide Funding to Maintenance Activity		A-25			<u>Provide Funding to Maintenance Activity:</u> Intent is for all funding to be provided to NSA to support contract award.

APPENDIX D₂

FIRM FIXED PRICE (FFP) SURFACE SHIP AVAILABILITY MILESTONES

EVENT #	Task or Milestone	Responsible Activity	IDIQ-MAC, FFP (Japan)	N/A	COMMENTS OR REMEDIAL ACTION	DESCRIPTION
110	Submit I-Level Work Package and Schedule to Contractor for Integration		A-15 (FFP) A-20 (IDIQ-MAC) A-20 (Japan)			<u>Submit I-Level Work Package and Schedule to Contractor for Integration:</u> The LMA must develop an inclusive, detailed, integrated and resource-loaded schedule of all participating activities. All participants must meet and review the proposed plan and make necessary adjustments to render a balanced and optimized integrated schedule. This formal schedule review must occur after the WPIC, but no later than the Work Package Execution Review. The NSA or LMA must serve as the final arbiter of conflicts. By the Work Package Execution Review, all integrated schedule conflicts must be resolved by the NSA or LMA.
111	Award Contract		A-20 (IDIQ-MAC Japan) A-15 (FFP)			<u>Award Contract:</u> This is the notification by the Contracting Officer to a bidder that his offer, or a negotiated proposal, has been accepted. This award establishes a legal obligation between the parties.
112	Deliver GFM		A-15 (IDIQ-MAC) A-10 (FFP) A-15 (Japan)			<u>Deliver GFM:</u> Intent is for all GFM to be delivered to Executing Activity.
113	WPER	RMC C300. LMA	A-10			<u>Conduct Work Package Execution Review:</u> Review of the integrated work production schedule that has been prepared by the Executing Activity. The complete LMA Availability work package is defined and agreed upon at the WPER.
114	Start of Availability	RMC C300	A-0			<u>Start of Availability:</u> The first day of the production period for the executing activity.

APPENDIX D₂

FIRM FIXED PRICE (FFP) SURFACE SHIP AVAILABILITY MILESTONES

AVAILABILITY CLOSE OUT - START OF NEXT CYCLE (RMC or SURFMEPP RESPONSIBILITY)						
EVENT #	Task or Milestone	Responsible Activity	TPP CNO FFP	CNO FFP (FDNF)	COMMENTS OR REMEDIAL ACTION	DESCRIPTION
115	Conduct Departure and Assessment Conference	RMC C300	C+0	C+0		<u>Conduct Departure and Assessment Conference:</u> To verify completion of all work assigned to the availability or to document exceptions. Exceptions must have a plan for completion with an estimated completion date and must be tracked through completion. This conference will establish the date and conditions under which the TYCOM and NAVSEA will accept redelivery of the ship.
116	Issue Completion Report	NSA	C+60	C+60		<u>Issue Completion Report:</u> NAVSEAINST 4710.8 series details the requirements for availability completion reporting which must include financial as well as production and exception reporting.
117	SURFMEPP BAWP Close-Out Meeting	MT, RMC, TYCOM, SURFMEPP	C+70	C+70		<u>SURFMEPP BAWP Close-Out Meeting:</u> To identify "A" branded BAWP requirements that were completed, not completed or deferred. To establish requirements for the next FRP Maintenance Cycle and to review outstanding DFS.
118	Verify Completion of Departure Report and Close Out of Avail in the Appropriate IT System	RMC C300	C+90	C+90		<u>Verify Completion of Departure Report and Close Out of Avail in the Appropriate IT System:</u> Purpose is to verify that financial information, AWRs and work items, as applicable, have been uploaded and closed out in the appropriate IT system as required by NAVSEA Standard Item 009-99.
119	Submit Final BAWP Close-Out Report	SURFMEPP	C+100	C+100		<u>Submit Final BAWP Close-Out Report:</u> Purpose is to document the results (including follow up action items) resulting from the Close Out Meeting.

APPENDIX D₂

FIRM FIXED PRICE (FFP) SURFACE SHIP AVAILABILITY MILESTONES

EVENT#	Task or Milestone	Responsible Activity	CNO FFP	CNO FFP (FDNF)	COMMENTS OR REMEDIAL ACTION	DESCRIPTION
120	Conduct the Corrosion Planning Conference	SURFMEPP	C+115	C+115		<u>Conduct the Corrosion Planning Conference:</u> Supported by CNSF, TYCOM, SEA 21, CNRMC FLAGS and RMC Commanders.
121	Life Cycle Planning Conference (LCPC) Meeting	SURFMEPP	C+140	C+140		<u>Life Cycle Planning Conference (LCPC) Meeting:</u> The LCPC agenda will include a review of the planning schedule, required CMP assessments, NDE modernization forecasts, CNO Availability services, routines as applicable, organizational responsibilities and DFSs.
122	Upload BAWP task to ship's CSMP	SURFMEPP	C+150	C+150		<u>Upload BAWP task to ship's CSMP:</u> SURFMEPP will upload a data file with all mandatory maintenance actions and expected CNO Availability services into the ship's CSMP in support of ship-specific MT screening and brokering requirements. The data file will span approximately ten (10) calendar quarters and will include the requirements through C+120.
123	Issue Post-LCPC Planning Schedule Letter	SURFMEPP	C+150	C+150	After last CNO Availability Completion	<u>Issue Post-LCPC Planning Schedule Letter:</u> SURFMEPP issue planning schedule letter containing outstanding action items from the LCPC as well as communicating the remaining BAWP-specific JFMM milestones through avail execution.
124	TSRA-5 Discrepancies Screened	Ashore Ships Maintenance Manager	C+360	C+360	Done after intermediate training phase and should be completed 90 days prior to deployment.	<u>TSRA-5 Discrepancies Screened:</u> This event is the final validation of equipment prior to the ships deployment.

APPENDIX E

AIRCRAFT CARRIER NAVY MODERNIZATION PROCESS MILESTONES

Item #	Task or Milestone	Responsible Activity	Milestones are in days					
			Critical	PIA/ DPIA	CIA/ WOO	FDNF SRA	RCOH	PSA/ SRA
1	Issue Advance Planning Letter (APL)	SPM		Approx A-720	N/A	Approx A-720	N/A	Approx A-720
2	Issue Baseline AWP (for PIAs and DPIAs planned for C+3 months from previous availability)	Carrier Planning Activity (CPA)		Approx A-720	Incl w/ PIA/ DPIA	Approx A-480	A-1440	Approx A-720
3	Initial Drawing Shipcheck (approximate)	PY		A-600	Incl w/ PIA/ DPIA	Approx A-480	A-1080	A-600
4	Initiate Procurement of LLTM	NSA/ PARM		A-600	Incl w/ PIA/ DPIA	A-600	A-1080	A-600
5	Populate Baseline Modernization Readiness Assessment (MRA) (no later than)	CPA		A-510	I-360	A-510	A-1440	A-510
6	ICD Delivered to SC developer/PY	PARM		A-420	I-360	A-420	A-780 to A-420	A-420
7	Issue SC Letter of Authorization (LOA) (no later than)	SPM	X	A-360	N/A	A-360	N/A	A-360
8	Begin Monthly Issuance of MRA (no later than)	CPA		A-360	A-360	A-360	A-540	A-360
9	Complete SIDs for NSA SCs	PY	X	A-300	I-180	A-300	TBD	A-300
10	Complete/Deliver SIDs for AIT SCs to NSA/PY	AIT		A-210	I-180	A-210	TBD	A-210
11	Conduct Modernization Readiness Assessment #1 (MRA1)	NSA/CPA		A-210	As Needed	A-210	A-240	A-210
12	Statement of Work due to SRF to support work for AIT and work assigned to SRF			N/A	N/A	A-210	N/A	N/A
13	Complete/Approve SIDs for AIT SCs	PY	X	A-180	I-120	A-180	I-120	A-180
14	If SC is added to the MP after this date, submit LATE ADD REQUEST to TYCOM	PARM		A-180	A-180	A-180	A-180	A-180
15	Initial Platform Certification Decision (IPCD) for C5I installations	SEA 05W		A-150	TBD	A-150	TBD	A-150
16	Submit ILS Certification to CALICo	PARM		A-150	A-150	A-150	TBD	A-150

APPENDIX E

AIRCRAFT CARRIER NAVY MODERNIZATION PROCESS MILESTONES

Item #	Task or Milestone	Responsible Activity	Milestones are in days					
			Critical	PIA/ DPIA	CIA/ WOO	FDNF SRA	RCOH	PSA/ SRA
17	Provide POA&M to NSA/TYCOM	AIT	X	A-120	A-120	A-120	TBD	A-120
18	Complete ILS Certification/Issue ILS Cert Message. Final date for SC approval except for Sustainment Type 1 (ST1) and Sustainment Type 2 (ST2) SCs.	SPM	X	A-120	A-120	A-120	TBD	A-120
19	All Modernization Risk Assessment submitted to TYCOM	PARM		A-120	A-120	A-120	N/A	A-120
20	Conduct Modernization Readiness Assessment #2 (MRA2)	TYCOM/ CPA		A-90	As Needed	A-90	N/A	A-90
21	Final date for ST1 and ST2 SC approval or deferral from LOA	SPM		A-75	A-75	A-75	A-75	A-75
22	Issue Risk Assessment Message (results of MRA2)	TYCOM		A-60	As Needed	A-60	N/A	A-60
23	Ensure COP data is compiled and prepared	PARM		I-60	I-60	I-60	I-60	I-60

APPENDIX F

PLANNING PRIORITY MATRIX

The priority for work item planning completion is set by the required due date for the work accomplishment. This date is established by the Maintenance Team, based on the availability start date minus the required contracting time. This table provides guidelines for FFP and PSIA contract vehicles.

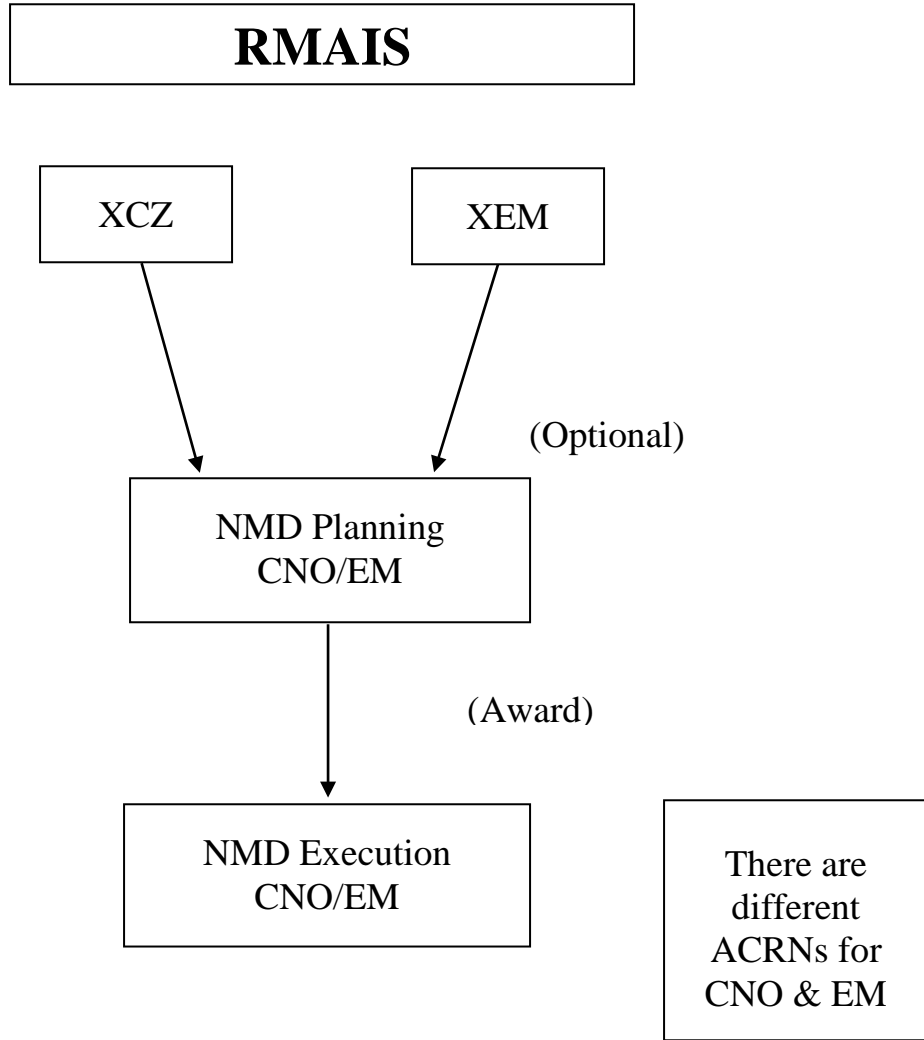
DEPOT PLANNING PRIORITY SCHEDULE (FFP)

PRI	TYPE WORK	SPEC EST DUE DATE	PRIORITY SET BY	PLNG SYS	AWARD INTERVAL	COMMENTS/REMARKS
1	EM	"ASAP"	MT-BASED ON EM SKED	NMd	N/A	<ul style="list-style-type: none"> ▪ CAN USE IDIQ IF AVAIL ▪ INCLUDES EM DOCKING (SUSTAIN IDIQ) ▪ OT USE AS NEEDED
2	CM	1-3 DAYS BASED ON SKED	MT-BASED ON CM SKED	NMd	N/A	<ul style="list-style-type: none"> ▪ CAN USE IDIQ IF AVAIL ▪ SMALL PKGS 5-10 SPECS FOR CM SKED AVAILS (10-21 DAYS)
3	CNO	PER ADV PLNG SKED	PLNG-LAST SPEC DUE DATE	NMd	A-60	<ul style="list-style-type: none"> ▪ INCLUDES FFG SHAPEC AVAILS ▪ PLNG START A-360 ▪ BID SPEC REVIEW (BSR) REQUIRED
4	IDIQ UPDATE AND NEW CONTRACTS	PER ADV PLNG SKED	PLNG-LAST SPEC DUE DATE	NMd	A-60	<ul style="list-style-type: none"> ▪ PLNG START A-360 BASED ON CONTRACT EXPIRATION/NEW START ▪ SEE IDIQ LIST FOR CONTRACT EXP DATES ▪ BID SPEC REVIEW (BSR) REQUIRED
5	SERVICE CRAFT	PER ADV PLNG SKED	PLNG-LAST SPEC DUE DATE	NMd	A-60	<ul style="list-style-type: none"> ▪ PLNG START A-360 TO 300 IF POSSIBLE ▪ USUALLY COASTWIDE SOL ▪ BID SPEC REVIEW (BSR) REQUIRED
6	OTHER (TRF, SUSTAIN, DECOM, ETC)	PER ADV PLNG SKED	PLNG-LAST SPEC DUE DATE	NMd	A-60	<ul style="list-style-type: none"> ▪ PLNG START A-360 TO 300 IF POSSIBLE ▪ BID SPEC REVIEW (BSR) REQUIRED

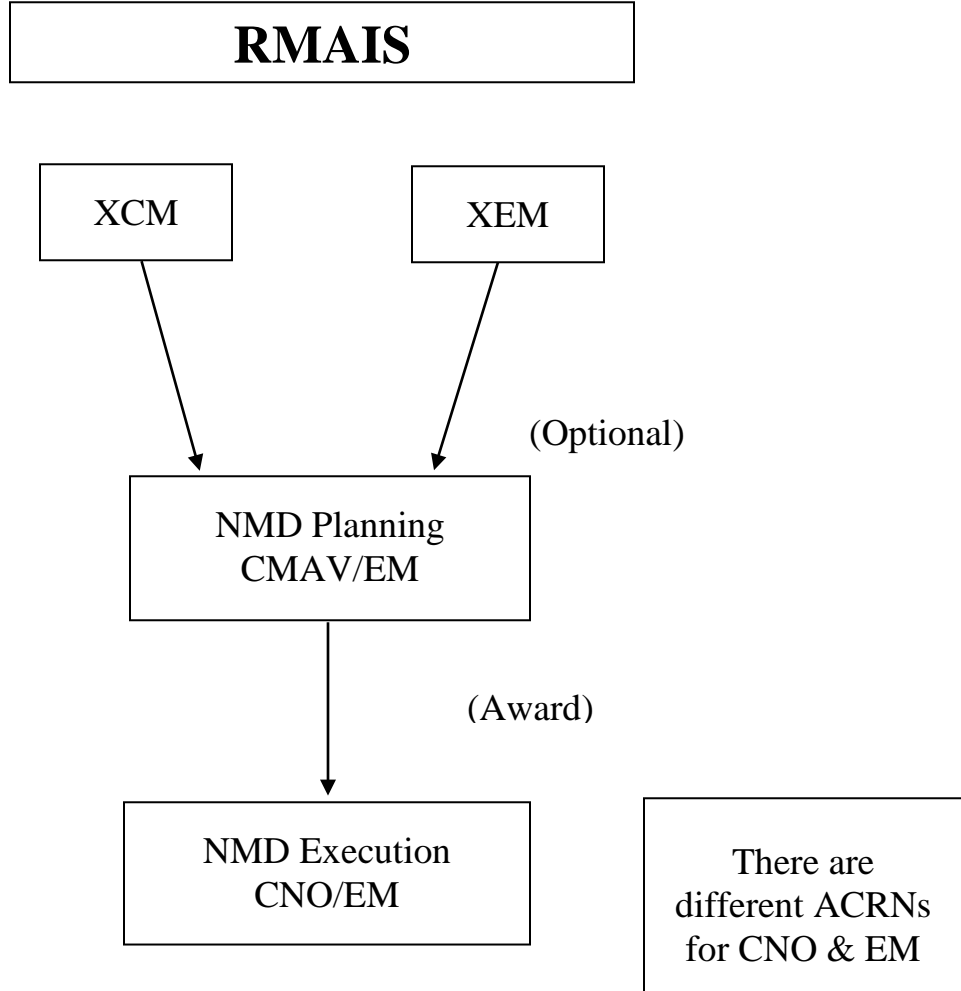
APPENDIX G
DEPOT PLANNING PRIORITY SCHEDULE (PSIA)

PRI	TYPE WORK	SPEC EST DUE DATE	PRIORITY SET BY	PLNG SYS	AWARD INTERVAL	COMMENTS/REMARKS
1	EM	“ASAP”	MT-BASED ON EM SKED	NMd	N/A	<ul style="list-style-type: none"> ▪ INCLUDES EM DOCKING ▪ OT USE AS NEEDED
2	CM (SCHEDULED)	A-24	MT-BASED ON CM SKED	NMd	N/A	<ul style="list-style-type: none"> ▪ APPLICABLE TO ALL QTRLY CMAVS ▪ SMALL PKGS 5-10 SPECS FOR CM SKED AVAILS (10-21 DAYS)
3	CM (UNSCHEDULED)	A-14 days prior to start	MT-BASED ON CM SKED	NMd	N/A	<ul style="list-style-type: none"> ▪ APPLICABLE TO IN-PORT PERIODS WHEN SHIP IS AVAIL TO PERFORM REPAIRS ▪ CONTRACTOR NEEDS ADEQUATE NOTICE TO PERFORM PRODUCTION SCHEDULING & PLANNING
4	CNO	A-60	PLNG-LAST SPEC DUE DATE	NMd	N/A	<ul style="list-style-type: none"> ▪ INCLUDES ALL CNO AVAILS ▪ PLNG START A-360

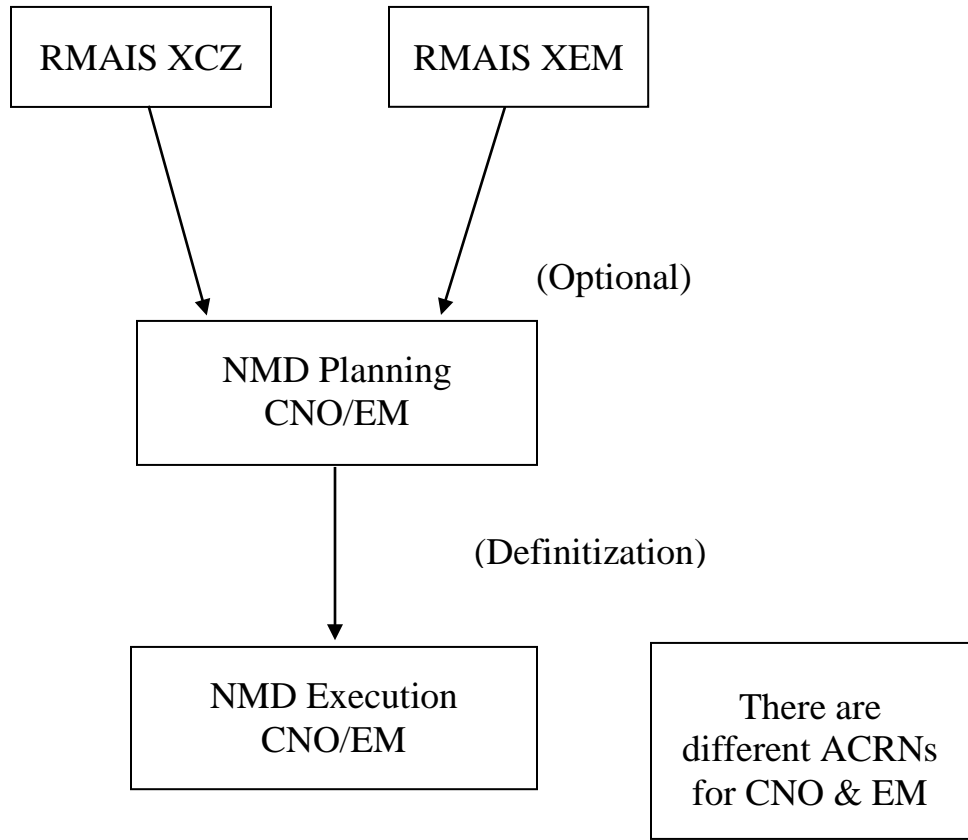
APPENDIX H1
PROCESS FLOWCHART
FIRM FIXED PRICE CNO AVAILABILITY



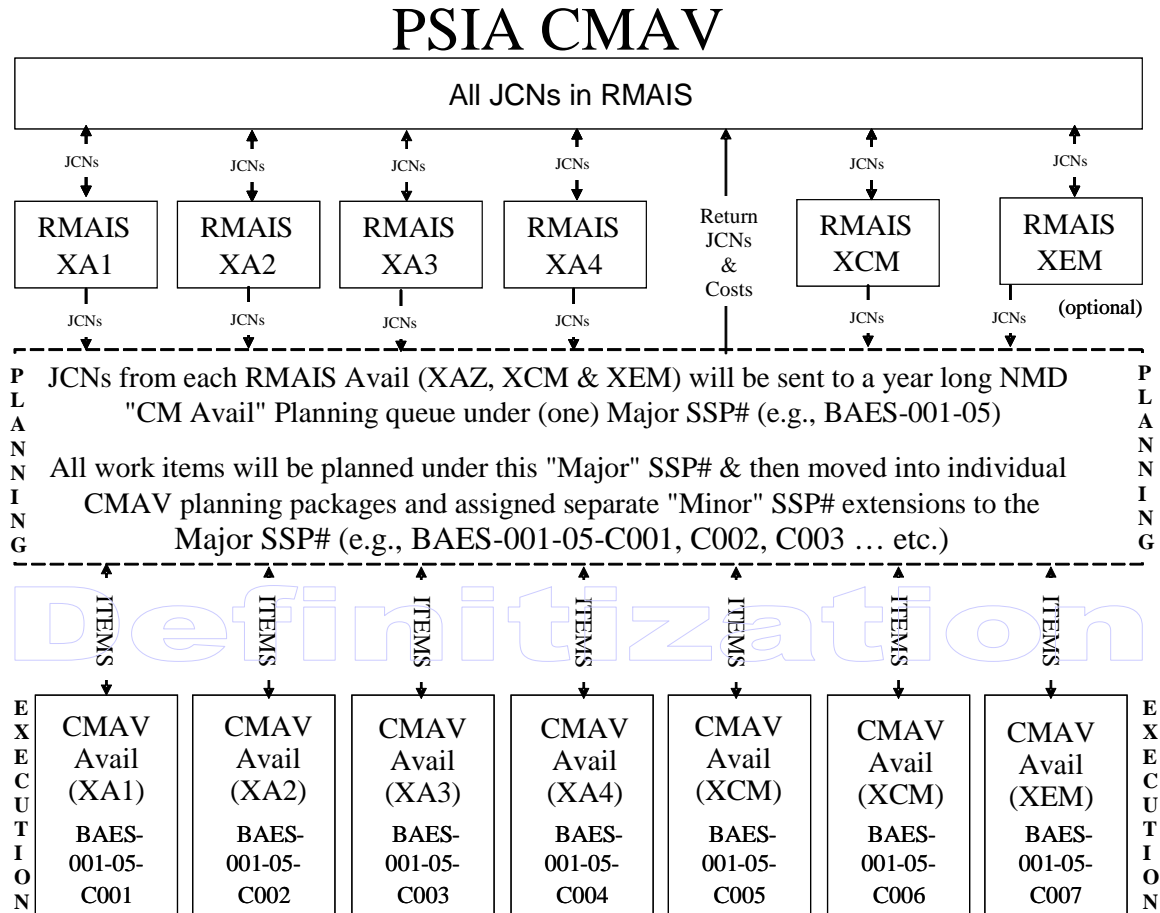
APPENDIX H₂
PROCESS FLOWCHART
FIRM FIXED PRICE CMAV OR EMERGENCY AVAILABILITY



APPENDIX H3
PROCESS FLOWCHART
FIRM FIXED PRICE PSIA CNO AVAILABILITY



APPENDIX H4
PROCESS FLOWCHART
FIRM FIXED PRICE PSIA CMAV AVAILABILITY



VOLUME II
PART II
CHAPTER 3
MAINTENANCE WORK CLOSEOUT

REFERENCES.

- (a) NAVSEA SI 009-99 - Ship Departure Report; Provide
- (b) NAVSEAINST 4790.8 series - Ship's Maintenance and Material Management (3-M) Manual
- (c) NAVSEAINST 4790.14 series - Ship Departure and Alteration Completion Reports

3.1 PURPOSE. This chapter provides procedures and guidance regarding ship and submarine maintenance and modernization work candidate closeout. These rules apply to Maintenance Activities (MA), Maintenance Teams (MT), Regional Maintenance Centers, Fleet Maintenance Activities (FMA), Naval Shipyards, Systems Commanders sponsoring Program Alterations and other Alteration Installation Team sponsors.

3.2 SCOPE. This chapter covers the process and responsibilities for closing all Form 4790/2K (2-kilos) work candidates that were screened and brokered to an activity other than Ship's Force.

3.3 BACKGROUND. Prior to changes in the work closeout process, 2-kilos executed in shipyards (public and private), by intermediate-level activities, and technical assistance organizations often did not get closed until long after the work was completed, and then often by someone unfamiliar with the actual work accomplished. Additionally, even though shipyards provide completion data in the form of departure reports following an availability, that information was either not captured in Ship's Maintenance and Material Management (3-M) History or captured manually. This means that useful data was not seamlessly making its way into the Navy's maintenance data warehouse. Since this data is used to determine troubled systems, identify trends in system health, identify causes and solutions to expensive growth work, update cost estimates in the Master Specification Catalogs, update return costs in the Open Architecture Retrieval System database, program for future maintenance budgets, identify the most cost-efficient periodicity for scheduled assessments, and identify candidates for alterations or assessments, it is critical that it be captured and made readily available to all users. This chapter provides the required means to close and report accurate completion data for all 2-kilos executed by other than Ship's Force personnel.

3.4 WORK CLOSEOUT PROCEDURES.

3.4.1 Depot Maintenance Activity Responsibilities.

3.4.1.1 Private Shipyards Using the Navy Maintenance Database. Comply with reference (a) for submission of cost and completion information directly in Navy Maintenance Database (NMD) for each work specification and Request for Contract Change (RCC). No other ship departure reports should be created or distributed because stakeholders can print standardized departure reports that contain the required data directly from NMD. Submission of cost and completion information is required within 60 days after the completion of an availability (including Continuous Maintenance Availability), or within 60 days after completion of the work for emergent maintenance or unscheduled continuous maintenance. This data can be entered either

directly in NMD Planning or through a computer-to-computer connection to NMD. The MA **must** notify the MT when cost and completion information has been entered.

- a. For Surface Forces: If the work item is a Class Maintenance Plan (CMP) scheduled maintenance task or assessment, include the As Found Condition as part of the Final Action code (see paragraph B-2.5.2 of Appendix B to reference (b) for code definitions).
- b. For Submarine Force: If the work item is a CMP (Periodic Maintenance Requirement **or** Unrestricted Operation), see Volume VI, Chapter 24 and 25 of this manual.
- c. For Firm-Fixed-Price contracts, the completion costs are, by definition, the award costs for original work and the Regional Maintenance Center-approved RCC costs for growth and new work. As such, for Firm-Fixed-Price availabilities, cost information for original work items **must** be entered by the Project Manager directly in NMD Execution on the Work Item Management screen cost tab after award, and cost information for RCCs **must** be entered by the Negotiator directly in NMD Execution on the RCC Management screen during RCC settlement. These cost values will populate to the Actual Return Cost screen in NMD Planning and are not editable by the MA. However, completion information (Final Action and Completion Date) must still be entered in NMD just as it is for Cost contracts.
- d. Once the MA enters the required information and the MT closes the availability, NMD automatically prorates completion costs from the work specification to the 2-kilos that make up the specification based on the proportion of the most recent estimates. NMD also submits a “growth 2-kilo” for each completed growth or growth on new work RCC. A growth 2-kilo is used strictly for documentation purposes, getting its information from the “parent” 2-kilo and cost **and** completion data from the RCC. It requires no additional actions by, and should be transparent to, the MA or MT.

3.4.1.2 Naval Shipyards and Facilities Using Advanced Industrial Management (AIM) or AIM Express (AIMXP). Comply with reference (c) for submitting Ship Departure Reports. AIM (via AIMXP) transmits 2-kilo cost and completion information to the brokering Information Technology (IT) system automatically based on labor entries and material transactions made during availability execution. Users should follow local instructions for AIM operations.

3.4.1.3 Depot Maintenance Activities Not Using Navy Maintenance Database or Advanced Industrial Management. The MA is responsible for providing to the Ashore Ship’s Maintenance Manager (or Immediate Superior in Command for submarines), within 60 days after completion of the work, the man-days, labor costs, material cost, total cost, date completed, and the Final Action code (see paragraph B-2.5.2 of Appendix B to reference (b) for code definitions) for each 2-kilo. At the time of submission, return costs **must** be the best prediction of the final costs for that 2-kilo. If the costs are not finalized when the MA reports return cost data (i.e., there are outstanding invoices), report costs from the Final Cost Report or equivalent financial report. Additionally, if the 2-kilo was a scheduled task generated by the CMP, the MA must report the As Found Condition (the second character in the Final Action code).

3.4.2 Fleet Maintenance Activity Responsibilities.

3.4.2.1 Fleet Maintenance Activities Managing 2-kilos Using AIM, AIMXP, Advanced Industrial Management for Regional Maintenance Centers (AIM4RMC) or Tech Assist,

Assessments and Scheduling Information Software (TAAS-INFO). AIMXP, AIM (via AIMXP), AIM4RMC and TAAS-INFO transmit 2-kilo cost and completion information to the brokering IT system automatically based on labor entries and material transactions made during 2-kilo execution. FMAs working 2-kilos assigned to these IT systems should follow local instructions for AIMXP, AIM, AIM4RMC or TAAS-INFO operations.

3.4.2.2 Fleet Maintenance Activities Managing 2-kilos Using Logistics Data System. Logistics Data System (LDS) transmits a portion of the required cost and completion information to the brokering IT system. The information that is transmitted can be used to calculate the missing information with a reasonable level of accuracy. Naval Sea Logistics Center has implemented a procedure in Ship's 3-M History to calculate and fill in the missing information. FMAs should follow local instructions for LDS operations.

3.4.2.3 Fleet Maintenance Activities Managing 2-kilos in a System Other Than AIM, AIMXP, AIM4RMC, TAAS-INFO or LDS. The FMA is responsible for coordinating with the applicable Ashore Ship's Maintenance Manager, within 60 days after completion of the work, to enter in the brokering IT system the man-days, labor costs, material cost, total cost, date completed, and the Final Action code (see paragraph B-2.5.2 of Appendix B to reference (b) for code definitions) for each 2-kilo. Additionally, if the 2-kilo was a scheduled task generated by the CMP, the FMA must report the "As Found Condition" (the second character in the Final Action code).

3.4.3 Maintenance Team Responsibilities.

- a. The MT, led by the Ashore Ship's Maintenance Manager, is administratively responsible for all work screened and brokered to an activity other than Ship's Force.
- b. Depending on the settings of the brokering IT system, 2-kilos may require both a "Maintenance Activity Completion" and a "Customer Completion" to fully close the 2-kilo. CMP, non-modernization "Z" 2-kilos that originate from the Surface Maintenance Engineering Planning Program (SURFMEPP) will be assigned a "Maintenance Activity complete" closure method, which will allow the task to be closed by the Maintenance Activity upon completion of work and the task Lead Maintenance Activity be updated in the CMP. The Type Commander Representative (or Immediate Superior in Command for submarines), or Ship's Force **must** "Customer Complete" all remaining open 2-kilos executed in the availability no later than 90 days after the completion of an availability (including Continuous Maintenance Availability), or no later than 90 days after completion of the work for emergent maintenance or unscheduled continuous maintenance.
- c. If a 2-kilo was created in the brokering IT system, it may not appear on the ship's Current Ship's Maintenance Project. These 2-kilos may need to be "Customer Completed" by the MT on behalf of the ship.

3.4.3.1 Work Executed by Private Shipyards Using the Navy Maintenance Database. The following steps **must** be followed by the MT to properly closeout the work.

- a. After notification that the MA entered cost and completion information data in NMD, but not later than 90 days after the completion of an availability (including Continuous Maintenance Availability), or no later than 90 days after completion of the work for emergent maintenance or unscheduled continuous maintenance, enter Government

Furnished Material costs for each specification and RCC in NMD Planning and set the Actual Cost Tab to “Complete”.

- b. Change the Avail Status to “Closed” and enter the Closed Date in NMD Execution. This transmits the cost and completion information to the brokering IT system and creates a “Maintenance Activity Completion” for the executed 2-kilos.
- c. Obtain validation that the work was accepted by Ship’s Force.
- d. Close any 2-kilos not closed by the ship or auto-closed by the brokering IT system by completing a “Customer Completion”. They can be closed individually, or group selected and closed.
- e. When an availability is closed in NMD, all 2-kilos that were in the work package will be closed. It is not possible to keep 2-kilos that were not accepted or not worked from getting a “Maintenance Activity Completion”. For that reason, if the work is not acceptable by the end of the availability, a new 2-kilo, referencing the original 2-kilo in the narrative text, should be created to document the remaining deficiencies. This new 2-kilo will then be screened and brokered to the appropriate MA for a future availability.

3.4.3.2 Work Executed by Maintenance Activities Using AIM, AIMXP, AIM4RMC, LDS or TAAS-INFO. These IT systems automatically report cost information and create a “Maintenance Activity Completion” for 2-kilos executed using those systems. The following steps **must** be followed by the MT to properly closeout the work:

- a. Obtain validation that the work was accepted by Ship’s Force.
- b. Close any 2-kilos not closed by the ship or auto-closed by the brokering IT system by completing a “Customer Completion”. They can be closed individually, or group selected and closed.

3.4.3.3 Work Executed by Maintenance Activities Not Using NMD, AIM, AIMXP, AIM4RMC, LDS or TAAS-INFO. 2-kilos executed outside of these IT systems will not automatically have their costs transmitted to the brokering system, nor will a “Maintenance Activity Completion” be recorded. Instead, the required cost and completion information must be entered directly in the brokering IT system. The following steps **must** be followed by the MT to properly closeout the work:

- a. Upon receipt of cost and completion information from the MA, enter this information in the brokering IT system and complete a “Maintenance Activity Completion”.
- b. Obtain validation that the work was accepted by Ship’s Force.
- c. Close any 2-kilos not closed by the ship or auto-closed by the brokering IT system by completing a “Customer Completion”. They can be closed individually, or group selected and closed.

VOLUME II**PART III****FOREWORD****MISSION FUNDED FLEET MAINTENANCE ACTIVITIES**

1.1 PURPOSE. Volume II, Part III of this manual provides procedures and guidance which reasonably ensure that accounting for work performed on or for a specific Navy ship's hull, ship class, or reimbursable customer's final product or service applies uniform costing policies and procedures for Fleet Maintenance Activities (FMA). Application of uniform costing practices and procedures is necessary to ensure comparability among FMAs costing procedures, reliability in development of activities' budget requirements and the proper funding of these requirements. The coordination of costing, budgeting and funding requirements will help ensure the maximum benefit from the consumption of resources by the FMAs.

1.2 SCOPE.

1.2.1 Applicability. The guidance contained in Part III of this volume is directive in nature and applicable to each FMA performing work on specific ship's hull, ship class, or reimbursable customer's final product or service and to outside organizations (contractors) performing maintenance work on specific ship's hull, ship class, or reimbursable customer's final product or service. This volume does not currently apply to organic depot maintenance organizations (naval shipyards) when a maintenance availability is conducted by organic assets of the depot facility or the reimbursable customer's order specifies the use of other specifications. It does apply to all contract maintenance work.

1.2.2 Authority. Part III of this volume is directive in nature and may be cited as authority for action as the need dictates. Where higher authority imposes more stringent requirements or conflicts exist, such requirements have precedence. Where conflicts exist with previously issued Commander, United States Fleet Forces Command, Commander, Naval Reserve Force, Type Commander (TYCOM) letters, transmittals and instructions, this manual takes precedence. When such conflicts are identified, they should be reported immediately to the Fleet and TYCOMs for resolution.

1.3 ORGANIZATION.

1.3.1 Basic Principles for Costing Maintenance. In order for maintenance costs records to be accurate, reliable and uniform, several principles must be adhered to:

- a. The individual worker must have a process that guides him or her in accurately charging performance of maintenance. (See Part III, Chapter 3 of this volume.)
- b. The supervisors (shop supervisors, Leading Petty Officers, etc.) and individual worker must be trained so that work can be charged correctly and in a timely manner. This training will provide the craftsman with the basic principle related to identifying direct versus indirect charges. (See Part III, Chapter 3 of this volume.)
- c. The maintenance charges recorded by the individual worker must have proper oversight and supervisory direction to assure management of the accuracy and completeness of the information. (See Part III, Chapter 5 of this volume.)

- d. The worker must be provided the correct charge number prior to commencing work. In the case where an individual worker utilizes multiple charge numbers, the supervisors are critical to ensure the proper charge number is used. (See Part III, Chapter 3 of this volume.)
- e. In order for all levels of management to have confidence that costs are accurate and complete, an appropriate level of independent testing or audit must be performed. The specific metrics and an assessment check list is provided. (See Part III, Chapter 5 of this volume.)

1.3.2 Special Requirements Associated with Maintenance Costing. In the course of accumulating maintenance costs, special actions may be required to achieve certain goals. Other actions not directly related to accumulating maintenance costs are required to assure accuracy and completeness of cost information. Other chapters in this volume discuss these:

- a. Resources (Organization). (See Part III, Chapter 3 of this volume.)
- b. Audits and assessments. (See Part III, Chapter 5 of this volume.)
- c. Retention of records. (See Part III, Chapter 4 of this volume.)

1.4 BENEFITS OF CAPTURING COSTS. In periods of increased competition for limited available funding, it is imperative that budget submissions and other requests for these limited funds be thoroughly justified. One of the more effective means of justifying funding requests is through the demonstration of the benefits and results achieved with previous successful funding efforts. As part of this justification, it is essential that these benefits and outcomes be tied to a specific result, that is in terms of maintenance to specific ship hulls, ship class or customer orders. Direct costs are those expenditures which result in a specific definable benefit to a specific Navy ship's hull, ship class, or reimbursable customer's final product or service. In contrast, indirect cost, while essential at some level, cannot be defined as benefiting a specific outcome. Obviously, it is not reasonable to have zero indirect cost but it is vital that cost that can be identified as benefiting a specific outcome be so identified. Programs that have the minimum indirect cost or overhead are generally looked upon as being more efficient and thus it is far easier to justify resources for efficient programs to support vital maintenance requirements than programs with high overhead.

VOLUME II
PART III
CHAPTER 1
UNIFORM COSTING POLICIES AND PROCEDURES
FOR FLEET MAINTENANCE ACTIVITIES

REFERENCES.

- (a) DoD Financial Management Regulation 7000.14-R - Volume 4, Chapter 21
- (b) DoD Financial Management Regulation 7000.14-R - Volume 4, Chapter 20

1.1 PURPOSE. To provide procedures and guidance necessary to accurately allocate cost for work performed on or for Navy ships, ship classes or customer projects by Fleet Maintenance Activities (FMA). Uniformly applying these costing practices and procedures will ensure comparability among FMAs costing procedures, reliability in development of activities' budget requirements and the highest probability of successfully funding these requirements. The requirements contained in Part III of this volume are directive in nature and mandatory for all FMAs.

1.2 UNIFORM COSTING POLICIES AND PROCEDURES. The following principles and guidelines were applied in establishing these uniform costing policies and procedures:

1.2.1 Function. Each function will be identified as being either a mission overhead (indirect) or a direct cost. Direct costs may be funded by either direct mission funds or by a reimbursable customer as appropriate. Overhead costs will be funded with direct mission funds.

1.2.2 Classification. Reclassification from overhead to direct or from direct to overhead must be fully justified and based on generally accepted accounting principles. Commander, United States Fleet Forces Command authorization is required prior to any reclassification.

1.2.3 Uniformity. The rules contained herein are mandatory, therefore, if all FMAs consistently apply these rules, a significant level of uniformity in their financial operations will be achieved. Where ambiguity exists with this guidance, the activity should immediately report the ambiguity to the Commander, United States Fleet Forces Command for clarifying guidance.

1.2.4 Control. Focus will be on controlling total cost and not the classification of costs. Controlling total cost of maintenance will help ensure the greatest return from the expenditure of the limited funding provided. Adherence to these requirements in this volume by the FMAs should eliminate the issues related to classification of cost, direct versus indirect.

1.2.5 Proration. Accurate costs are desired within reasonable economic considerations. Proration techniques are allowed under strict control when absolutely necessary due to the magnitude of the cost. Proration will be employed only when it is either not possible to accurately classify the cost or too expensive to classify the cost (cost versus benefit).

1.2.6 Unique or New Requirements. Unique customer requirements that result in procedures, methods, etc., which have no foreseeable use for the same or another customers' work, will be charged, in their entirety, to the requesting customer.

1.2.7 Performance. The decision to charge cost incurred to direct or indirect will be completely dependent on the function or operation being performed and not the employee's title.

1.2.8 Direct Cost Basic Definition. Reference (a) defines a production operation as a direct cost center. Direct costs, whether funded with direct mission funds or customer reimbursable funds, are defined as those items that can be identified to a specific ship's hull, ship class, end product or a customer order. Reference (a) also identifies direct costs as including labor of identifiable individual employees, material required for the job, travel and contracts or services required to complete the end product. Costs may be charged direct when the following criteria are met:

- a. Readily identifiable with the benefiting ship's hull, ship class, end product or customer order.
- b. The effort expended is conducive to uniform costing to a specific ship's hull, ship class, end product or a customer order.
- c. Readily definable and appraisable for planning, estimating and authorization of effort to be expended to a specific ship's hull, ship class, end product or a customer order.
- d. An individual employee's hours must be identifiable and measurable to a specific job. **The FMA** may not prorate labor hours at the end of a shift between direct and overhead or between direct Job Order Numbers. Cost proration within direct is permitted when absolutely necessary to accurately charge costs to the benefiting customers. Proration should be a rare occurrence.
- e. Direct labor may include:
 - (1) Craft and trade skill labor, production support such as crane operators and material handlers, planners and schedulers, project management team members, waterfront maintenance teams and class teams (including clerical support), Engineering Services (including Chief Test Engineers, Assistant Chief Test Engineers, Shift Test Engineers, Shift Refueling Engineers, and Chief Refueling Engineers), Technical Support which includes inspections, certifications, assessments, distance support and on-site technical assistance.
 - (2) Direct labor may also include project-related contract and fund administration, including but not limited to: contract managers, contracting officer's representatives, price and cost analysts, cost monitors, and quality assurance specialists.
- f. Where direct charging is indicated but the cost of the effort (including clerical) required for such charging makes it impractical or burdensome (cost versus benefit) and the direct charge is not material to the total cost of the project, the effort should be charged to overhead.

1.2.9 Mission Overhead Costs Basic Definition. Reference (b) states that overhead costs are those costs which pertain to departments supporting production departments. Overhead costs are defined as costs incurred at a FMA that CANNOT be directly identified and charged to a specific ship's hull, ship class, or end product, or customer order, but are necessary for the operation of the FMA.

VOLUME II
PART III
CHAPTER 2
DETAILED COSTING GUIDANCE
FOR FLEET MAINTENANCE ACTIVITIES

REFERENCES.

- (a) NAVSEA 389-0288 - Radiological Controls
- (b) Public Law 109-61 - Emergency Preparedness and Response
- (c) Title 10 U.S. Code - Armed Forces
- (d) NAVSHIPS 0948-045-7010 - Material Identification and Control (MIC) for Piping Systems
- (e) NAVSHIPS 0900-070-6010 - Material Control Standard
- (f) NAVSEA 0900-LP-083-0010 - Naval Shipyard Quality Program Manual
- (g) OPNAVINST 11010.20 - Facilities Project Instruction Manual
- (h) DoD Directive 7220.1 - Regulations Governing the Use of Project Orders

2.1 PURPOSE. The purpose of this chapter is to provide detailed guidance regarding direct versus overhead (indirect) cost charges. While this chapter attempts to address all foreseeable categories of costs, it is recognized that an unforeseen cost category will likely materialize. In that case, please notify the Commander, United States Fleet Forces Command so that the situation may be addressed.

2.2 TYPES OF COSTS.

2.2.1 Accommodation Storage and Handling. Accommodation storage and handling represents the cost of handling and storing ship's equipment and stores taken off the ship when it is in the Fleet Maintenance Activity (FMA) for a conversion, alteration or repair.

- a. Overhead.
 - (1) Accommodation storage and handling, principally warehouse operations, which cannot be specifically identified and conveniently charged on a direct labor basis, **must** be charged to the overhead of the performing cost center.
 - (2) Warehouse operations related to accommodation storage provided by Supply Department personnel, which cannot be specifically identified and charged directly to a job order, **must** be charged to overhead.
- b. Direct Cost. The handling of a ship's equipment and stores and the subsequent accommodation storage, while the ship is undergoing conversion, alteration or repair, which can be identified with the ship involved, **must** be charged direct or to a service type productive job order. When production schedules dictate the presence of a safety monitor during hazardous operations, such as loading **and** off-loading of military explosives from ships, the safety monitor will be costed direct. Also, includes Q-Cosal actions. Warehouse operations related to accommodation storage for a specific ship's hull, ship class, end product or customer order **must** be charged to direct for the specific Job Order Number assigned the maintenance effort.

2.2.2 Administrative Assistance to Managers and Supervisors. Employees are assigned to assist managers and supervisors with administrative duties, paperwork, messenger services, correspondence, scheduling, etc. The duties consist of a number of operations, none of which are normally directly connected with a productive job order. This permits the supervisors to function more actively in a supervisory capacity.

- a. Overhead. Employees assigned as assistants to managers and supervisors **must** be considered as overhead personnel and **must** be charged to the expense of the parent shop or code.
- b. Direct Cost. When an administrative assistant is performing duties as part of project management or specific to a direct-funded job, such administrative assistance **must** be charged direct to the job.

2.2.3 Administrative Services for Tenants.

- a. Overhead. None.
- b. Direct Cost. Administrative services for tenants should be charged direct. Administrative services rendered tenant activities, which can be identified, in sufficient increments of time **must** be charged on a direct labor basis.

2.2.4 Allowance List Outfit Material Items - Outfit Supply Activity Furnished Material.

- a. Overhead. None.
- b. Direct Cost. All labor expended in obtaining, receiving, packing, stowing and delivery of Outfit Material items **must** be directly charged to Naval Supply funds.

2.2.5 Issue and Return of Anti-Contamination Clothing.

- a. Overhead. None.
- b. Direct Cost. When the cost of issue and return of anti-contamination clothing is identifiable to a specific Navy ship's hull, ship class, or reimbursable customer's final product or service it **must** be charged to that effort. All other costs associated with issue and return of anti-contamination clothing **must** be charged to a service type job order for prorating to nuclear work customers. The percentages for the prorating are to be determined by the Planning Department.

2.2.6 Funding Support of Board of Inspection and Survey. **Per** Chapter 20 of the U.S. Navy Regulations, the Board of Inspection and Survey (INSURV) is required to conduct acceptance trials, material inspections, surveys and such other inspections and trials of naval vessels. The regulations also provide that representatives from the systems commands and other naval activities **will** assist the INSURV on request. It is recognized that qualified maintenance personnel may be utilized to meet INSURV requirements, therefore, the responsibility for financing these services is established so that INSURV requests will receive prompt and effective response.

- a. Overhead. None.
- b. Direct Cost. The cost of personnel (salaries and overtime), travel **and** per diem required by the INSURV to assist in the conduct of trials and material inspections **must** be charged to customer funds.

2.2.7 Calibration of Instruments. All instruments, i.e., electrical, electronic and mechanical standards and non-standard instruments are included.

- a. Overhead. The cost of calibration for activity-owned mechanical and electrical **or** electronic test equipment and calibration standards **must** be charged to overhead. Exceptions are described **in paragraph 2.2.7 b.**
- b. Direct Cost.
 - (1) The cost of calibration of non-indigenous instruments to Fleet Maintenance Activity (FMA) electrical, electronic and mechanical standards, both local and reference, are to be charged to funds provided by the customer.
 - (2) All calibration of fleet-held electrical, electronic instrumentation and standards are to be charged to funds provided by the customer.
 - (3) The cost of special calibration performed on test equipment dedicated to specific programs and utilized for those programs will be funded by the appropriate customer.

2.2.8 Clerical and Office Automation Staff.

- a. Overhead. Clerical and Office Automation staff **must** be charged overhead, except as provided in paragraph 2.2.8 b..
- b. Direct Cost. When the clerical and Office Automation staff services are a significant ingredient to the end product or project and can be identified as directly supporting a project, these charges may be charged to the project.

2.2.9 Administration and Review of Contractor Work.

- a. Overhead. All design administrative services supporting contractor work, which are undertaken in conjunction with and in support of other productive services within the activity, **must** be charged to overhead.
- b. Direct Cost. Administrative and technical services supporting contractor work, not in support of other or additional productive effort of the activity, **must** be charged to a job order under the applicable customer order. Technical services supporting contractor work and the checking of plans returned by contractors, which is undertaken in conjunction with and in support of other productive services within the activity, **must** be charged direct. If the administrative and technical services are in direct support of a specific ship's hull, ship class, end product, or customer order, the services **must** be charged to direct cost.

2.2.10 Crane Operators.

- a. Overhead. Inside crane operators' time **must** be charged to overhead, when not dedicated to a single direct project.
- b. Direct Cost.
 - (1) Waterfront crane operators' and crane walkers' time **must** be charged as identified to service-type job orders, or to specific job orders when feasible. Crane operators used in the prefabrication of major ship structures, regardless of location, will be charged to the customer.

- (2) Crane services necessary for loading and unloading material or parts which, though not directly involved in productive work, have to be removed to permit the performance of productive work on a ship incident to an availability are chargeable to the customer order as a service type productive job order.
- (3) In the case where the FMA has a contract for the provision of crane services and the specific cost for crane services can be identified to a specific Navy ship's hull, ship class, or reimbursable customer's final product or service, those costs will be charged as direct. In the event that information is not available, the cost of the contract will be charged as an indirect cost.

2.2.11 Special Test and Certification of Cranes.

- a. Overhead. Regular test of cranes performed **per** Naval Facilities Engineering Command directives **must** be charged to overhead.
- b. Direct Cost.
 - (1) The cost of testing cranes performed at a customer's direction that are outside the time frames or with more stringent requirements than those specified by Naval Facilities Engineering Command directives **must** be charged to the customer establishing the requirement. When the more stringent requirement is applicable to a specific type of work or a specific task and more than one customer benefits, the cost will be charged to a service job order and prorated to the benefiting customers on the basis to be determined by the Planning Department.
 - (2) The cost to perform a technical assistance visit to a ship to troubleshoot or perform required test on a ship's crane is a direct charge.

2.2.12 Continuous Process Improvement.

- a. Overhead. Assigned as a Team Member to a process improvement event that is not directly associated with a specific Navy ship's hull, ship class or reimbursable customer's final product or service.
- b. Direct. Assigned as a Team Member to process improvement event that is directly associated with a specific Navy ship's hull, ship class or reimbursable customer's final product or service.

2.2.13 Data Processing Resources. Includes cost of administrating, programming, operating, rental and maintenance of FMA Automatic Data Processing Equipment, supplies and operating Automatic Data Processing Equipment in direct support of activity's Management Information System (MIS) applications and local applications, as well as claimant approved pilot installations.

- a. Overhead. The following categories of Data Processing Resources are considered overhead and properly chargeable to the Data Processing Office or Information Technology Department:
 - (1) All costs identified for operating the various standard activity MIS applications.
 - (2) All costs identified to the development and maintenance of the activity MIS applications as assigned by their major claimant.

- (3) All costs identified to the programming, testing and debugging of activity MIS improvement Automatic Data Processing (ADP) programs, except hardware, of local programs or the testing of corporate programs commencing at the point at which Central Design Agent provides the package to the activity.
 - (4) All labor costs identified to the implementation of the various activity MIS improvement program applications, (e.g., provide material, support, material requirements, etc.).
 - (5) Rental and maintenance cost including terminal and required ancillary equipment such as uninterrupted power supply.
 - (6) Augmentation to the standard activity MIS computer equipment configuration in support of activity MIS.
- b. Direct Cost.
- (1) Direct costs are recoverable via direct labor charges and through reimbursement rates when supported by an acceptable method of accounting which clearly identified the time used on various equipment for each job identifiable to a specific ship's hull, ship class, end product or customer order.
 - (2) Systems analysis and programming services as well as equipment rental and ADP material costs when provided for ADP applications which are either the end product or provided in support of activity customers. These provisions are not to be interpreted as authorization to charge activity customers for standard activity MIS reports.
 - (3) All costs where a clearly identifiable industrial customer is the principal beneficiary of the ADP resource, e.g., analysis, programming and associated material identified to the propeller profiler, rental of terminals, timesharing costs used for engineering **or** scientific calculations.

2.2.14 Decontamination of Equipment and Tools.

- a. Overhead. None.
- b. Direct Cost. The cost of decontamination of equipment or tools identified to a specific Navy ship's hull, ship class, or reimbursable customer's final product or service **must** be charged to that effort. All other costs associated with decontamination of equipment or tools **must** be charged to a service type job order for prorating to nuclear work customers.

NOTE: DELAY TIME SHOULD NOT BE CONFUSED WITH LOST TIME. LOST TIME OCCURS DUE TO EVENTS THAT ARE SIGNIFICANT OR CATASTROPHIC IN NATURE. LOST TIME IS TIME IN A WORK STATUS PRIOR TO RELEASE CHARGEABLE TO ADMINISTRATIVE LEAVE. FOR SPECIFICS, REFER TO LOST TIME.

2.2.15 Delay Time.

- a. Overhead. None.

- b. Direct Cost. Delay time occurs during the performance of productive work due to inherent causes which prevent the work from being accomplished in the most efficient manner. Delay time is charged directly to the actual work being performed when the delay occurs. Delay time may be a result of internal or external causes.

Examples (1) through (7) are causes of delay time internal to the activity and therefore within the activity's responsibility. Examples (8) through (10) are causes of delay time external to the performing activity.

- (1) Material. Time spent by mechanics waiting for material that should be available or time spent by them in procuring material beyond the designated point of delivery.
- (2) Tools and Equipment. Time spent in getting or waiting for tools and equipment the use of which should have been anticipated and brought to the job or their delivery scheduled.
- (3) Plans and Instruction. Time spent in waiting for plans and instructions or getting plans from a location beyond the designated point of delivery.
- (4) Waiting for Assist Trade. When an assist has been requested and the mechanic is unable to continue working.
- (5) Waiting for Supervisor.
- (6) Trade Interference. Held up by another trade which is not an assist to the trade held up.
- (7) Minor Power Failures. Time spent due to minor power failures caused by faulty temporary utility connections.
- (8) Waiting for ship to conduct required steps (Tag Out).
- (9) Held up by the ship while conducting a drill or security alert.
- (10) Held up during fueling or ammo handling.

2.2.16 Dive Lockers.

- a. Overhead. Diving services performed within the shop are for planning, administrative management, diving equipment maintenance, diver's life support systems maintenance, training, inspections, quality assurance, boat maintenance and cleanliness and cofferdam inventory control and are charged to overhead.
- b. Direct. Diving services performed outside shop areas are for underwater ships husbandry, dry-docking support of a particular ship and emergency salvage support. These are charged as direct costs to the appropriate productive job orders.

2.2.17 Dosimetry Issuing and Processing. Dosimetry processing is defined in Article 233 of reference (a).

- a. Overhead. None.
- b. Direct Cost. The cost of issuing and processing dosimetry used to monitor personnel radiation exposure **must** be charged to the benefiting customer.

2.2.18 Drills - Conducting and Participation. The time and costs for employees vacating the work site during mock or actual drill and employees assisting in the drill, i.e., street and building wardens and monitors. It does not include the time and costs of employees whose job is primarily associated with security and prevention such as fire, security and police personnel. These people will charge their normal cost class or function as well as the personnel who are conducting, supervising or administering the drill. Drills include radiological control, communication, disaster preparedness, perimeter security and fire (nuclear and non-nuclear).

- a. Overhead. All labor associated with conducting and participating in drills is considered overhead. Employees should be provided specifics to properly account for this time.
- b. Direct Cost. None.

2.2.19 Dry Dock Blocks and Dock Caps. Dry dock blocks are fabricated, reusable composite concrete and wooden timber structures. Dry dock caps are wooden structures which are appended to the dry dock block.

- a. Overhead. Fabrication or purchase of reusable dry dock blocks or caps.
- b. Direct Cost. Fabrication or purchase of dock wood caps, shapes, wedges, ties and shims to support a specific hull's requirement is charged to customer funds.

2.2.20 Dry Dock Operation.

- a. Overhead. Cost associated with the overall effectiveness of the Dry Dock Operation and not specifically identified to a customer.
- b. Direct Cost. Labor of operators during docking and undocking and while the vessel is in dock, including the costs of cleaning dry docks and caissons, **must** be charged on a direct labor basis against the productive job orders (multiple dockings **must** be prorated to the respective productive job orders).

2.2.21 Preparation of Engineering Procedures for Specific Authorized Work. Preparation of engineering procedures, such as Nuclear Power Engineering Authorizations, for specifically authorized work **must** be charged as:

- a. Overhead. The development of engineering procedures for specific authorized work that can be used for other customers.
- b. Direct Cost. The development of engineering procedures for specific authorized customer work is chargeable to the customer authorizing the work.

2.2.22 Equipment Maintenance. The cost of **equipment** maintenance includes maintenance of equipment, machine tools, machinery, plant equipment and office furniture. Government Furnished Equipment provided to the activity for use will be maintained in a similar preventive maintenance program.

- a. Overhead.
 - (1) The cost of labor and material incident to preventive maintenance inspection, lubrication and minor adjustments, repair, overhaul and subsequent performance testing of all equipment and their attachments.
 - (2) In the event routine maintenance and inspection indicate the necessity of major overhaul or repair, the maintenance cost will be charged to overhead.

- b. Direct Cost. When the maintenance of equipment is the service being requested by a customer, it will be charged direct. When repairs are due to customer negligence, the customer is responsible. Government Furnished Equipment certification and return of equipment to certification standards will be charged direct. For example: Processing of Hazardous Waste, Oil Waste.

Equipment used in support of a project should be placed in a Ready for Use Condition for the next customer. The customer (last user) is to provide a post-use job order for equipment refurbishment, replacement of worn out, damaged and lost equipment. Customer should also be charged for the labor for sorting and establishing equipment after use.

NOTE: OPERATOR'S COST REQUIRED BY THE EQUIPMENT RENTAL AGENCY TO ACCOMPANY RENTAL EQUIPMENT SHOULD BE CHARGED TO THE SAME JOB OR EXPENSE ORDER THAT AN ACTIVITY OPERATOR WOULD BE CHARGED.

2.2.23 Equipment Rental. A lease contract is considered an operating cost of the activity. However, if such a lease is for property or equipment, which may be offered for sale at a certain point in time, the activity may exercise an option to purchase. When this option is exercised, the cost to purchase may be changed from an operating cost to an investment cost. If the cost to acquire title at the time the option is exercised is \$250,000 or more and the item has a remaining useful life of more than 2 years, it is considered a purchased fixed asset, financed using Other Procurement Navy funds. Conversely, if at the time of conversion, the cost to acquire title is less than \$250,000 or the item has a remaining useful life of less than 2 years, such financing will be expensed. Regardless of the amount of credit given toward purchase, rental costs will remain an operating cost as initially charged and costs to purchase will be recorded as a capital investment. It is the responsibility of the maintenance activity to have on hand general purpose equipment to perform the required work.

- a. Overhead. Rental costs of equipment procured because there is insufficient equipment available to meet FMA workload requirements are charged to the overhead of the cost center with functional custody.
- b. Direct Cost. Rental costs of equipment rented to meet a specific customer's unique requirement or to fulfill a specific unique work requirement for a customer are charged as direct costs. The direct charging of equipment rental costs to a specific customer order is limited to the particular customer's requirements. Direct charging of rental costs required to supplement inoperative activity equipment is not authorized.

2.2.24 Disposal of Excess Plant Property.

- a. Overhead. The cost of removing, preparing and transporting of excess Class 3 or Class 4 plant property to be disposed of, which is incurred prior to acceptance of accountability by the property disposal officer, **must** be charged to overhead.
- b. Direct Cost. The cost of preparation for shipment, packing, loading, shipping and transporting incident to reference (b) donations of excess plant property **must** be charged to the applicant for such donation. After the property disposal officer accepts accountability for excess Class 3 or Class 4 plant property to be disposed of, costs incurred are properly chargeable to disposal funds.

NOTE: PARAGRAPH 2.2.25 APPLIES TO NON-GENERAL SERVICES ADMINISTRATION VEHICLES ONLY. FUEL FOR GENERAL SERVICES ADMINISTRATION VEHICLES IS INCLUDED IN THE LEASE COST. GENERAL SERVICES ADMINISTRATION VEHICLES DO NOT USE THE ON-BASE FUEL STATION. FUEL FOR VEHICLES TO SUPPORT SPECIFIC CUSTOMERS (OTHER COMMANDS, PROJECTS) IS A COST REIMBURSABLE DIRECT CHARGE.

2.2.25 Fuel.

- a. Overhead. Fuel such as petroleum products consumed in the generation of power or motor gas, for operating vehicles, weight handling, service craft and other such equipment.
- b. Direct. Fuel **must** be charged direct if special delivery arrangements were set up for a particular Ship project where deliveries were made exclusively.

2.2.26 Guarantee Work. Work performed by a maintenance activity **must** be guaranteed, i.e., deficiencies attributable to actions of the activity **must** be corrected at activity expense. The guarantee applies to work performed and materials procured by the activity, and to Government Furnished Materials and equipment only to the extent that the failure or deficiency directly results from the activity's acts or failure to act (in area of local responsibility).

- a. Overhead. None.
- b. Direct. When maintenance (Chief of Naval Operations, Continuous Maintenance, Emergent Availability, etc.) is complete the warranty period starts. The Maintenance Team will be notified and take appropriate action.

2.2.27 Incentive Awards Program for Civilian and Military Personnel Assigned to the Activity.

- a. Overhead. All supervisor's efforts and administrative services supporting the incentive awards programs within an individual productive or general expense cost center **must** be charged to overhead.
 - (1) Administration. Each activity should provide internal guidance on specific accounting structures for tracking of award programs.
 - (2) Cash Awards. All cash awards are to be charged at the discretion of each activity.
 - (3) Cash Incentive Awards for Military Personnel. These are limited to awards for scientific achievement, inventions and beneficial suggestions. No cash incentive can be given to a military person for performance based on reference (c).
 - (4) Civilian and Military Non-Monetary Awards. These awards are to be modest in cost (up to \$100.00 maximum), have no significant utilitarian value (e.g., medal, certificate, plaque, citation, badge, tie-tack, coffee mug, belt buckle or other similar item that carries an honorary award connotation).
- b. Direct. Awards paid on behalf of another activity.

2.2.28 Inspection, Including Non-Destructive Testing.

- a. Definitions.
 - (1) Level I is the highest level of inspection and applies to inspections performed on material identified to Level I **per** reference (d) or (e).
 - (2) Non-level I inspection is all other inspections identified in references (d) and (e).
 - (3) Non-level inspection is authorized for specific material **per** reference (f).
- b. Policy.
 - (1) All direct costs incurred in Level I inspections, non-level inspections and controlled industrial material inspections **must** be charged to the job and customer order. Overhead type functions (e.g., material handlers, clerks, supervisors, etc.), may be charged direct if dedicated to Level I inspections and the criteria for direct labor are met.
 - (2) Level II and III inspections may be charged direct if the criteria for costing direct labor in this manual are met.
 - (3) Non-level inspection costs will be charged the same as Level I.

2.2.29 Inspection Services. The general principle involved is that the customer is entitled to have the completed work given a normal inspection for proper accomplishment. If the cost of inspection is part of a package, then no additional costs should be incurred by the customer.

When an activity is providing quality assurance and oversight of contractor work as its mission, the quality assurance and oversight effort will be charged to the appropriate funds to support the specific customer.

- a. Overhead. The cost of developing procedures for conducting inspections or other quality control actions or the maintenance of records of such, is an overhead function of the performing cost center except when development of procedures is one time and will not be used for other customers, such work **must** be charged direct.
- b. Direct Cost.
 - (1) The cost of inspection or test of productive work and the associated or related engineering or technician costs **must** be charged direct when the criteria for direct costs in Volume II, Part III is met.
 - (2) The time of Inspector Foreman, when engaged in the aforementioned inspection duties **must** be charged as direct labor.
 - (3) Inspection services performed to determine the productive work to be accomplished **must** be charged direct, i.e., services rendered by engineers, inspectors, laboratory technicians and others performing inspection tests, Sea Trials and Dock Trials are also charged direct. Inspection work specifically requested by the customers is considered as a direct cost.

2.2.30 Installation of Equipment.

- a. Overhead. The cost of installation of activity equipment is charged to overhead. Exceptions are noted under Direct Cost. The cost of installation of customer equipment is direct.
- b. Direct Cost.
 - (1) The cost of installation of capital investment equipment (the purchase cost is \$250,000 or more with useful life of at least two years) is charged to the Other Procurement, Navy (OPN) funds purchasing the equipment if the installation is part of the contract (turnkey). In-house labor for installation would be overhead funded; material to support installation of equipment would be OPN funded.
 - (2) The cost of installation of built-in equipment associated with a military construction project is Military Construction funded; considered to be part of the bid (elevators, paint booths, etc.).
 - (3) The cost of installation of collateral equipment (Class III & IV) associated with military construction projects is charged to in-house overhead labor for installation unless the purchase cost of the equipment exceeds \$250,000, the guidance provided in paragraph 2.2.30 a. applies.

2.2.31 Janitorial Services and Work Area Clean-Up.

- a. Overhead.
 - (1) General clean-up details in shop's high security areas not accessed by contractor employees are charged to that shop or shop group.
 - (2) Clean up of approved eating areas **must** be charged to the shop or shop group that uses it.
- b. Direct. Productive personnel, when required to clean up their own immediate work areas or equipment incident to work on a productive job order, **must** be charged direct to the productive job.

2.2.32 Laundry Service.

- a. Overhead. Laundry service for military uniforms related to specific tasks such as color guard, linens for watch standers and shop rags.
- b. Direct Cost. Laundry service, which is provided by outside sources and is in support of customers **or** multiple ships, **must** be prorated and charged to all benefiting customers.

2.2.33 Lean.

- a. Overhead. This includes the permanently assigned staff, as well as those loaned from other shops **and** departments. If they are located in the Lean Office, they charge to the Lean Office job order. Employees attending Lean events, but not assigned to the Lean Office, will charge to their shop **and** department's overhead job orders, except as noted **in paragraph 2.2.33.b.**
- b. Direct. Employees working on a Lean event that are for a specific customer will charge to the project's job order.

2.2.34 Lost and Damaged Tools.

- a. Overhead. All tools that are lost, damaged or require refurbishment after use over a period of time by activity employees.
- b. Direct. Any tool in a Tool Kit that is damaged, needs refurbishment, or is wasted for a reason after being used to accomplish work on a project will be direct charged to the project.

NOTE: LOST TIME SHOULD NOT BE CONFUSED WITH DELAY TIME. DELAY TIME IS CHARGED TO A DIRECT JOB ORDER NUMBER ASSOCIATED WITH A SPECIFIC NAVY SHIP'S HULL, SHIP CLASS, OR REIMBURSABLE CUSTOMER'S FINAL PRODUCT OR SERVICE, OCCURS DURING THE PERFORMANCE OF PRODUCTIVE WORK DUE TO INHERENT CAUSES WHICH PREVENT THE WORK FROM BEING ACCOMPLISHED IN THE MOST EFFICIENT MANNER. (SEE DELAY TIME IN THIS CHAPTER.)

2.2.35 Lost Time.

- a. Overhead. Employees assigned to productive work and prevented from performing such work because of events, primarily unavoidable, but always of a significant or catastrophic nature. This would include but is not limited to, major power plant failures, fire or severe weather conditions that cause most, if not all, productive work to cease. Lost time is charged while the employees are in a working status. If the employees are released from duty, administrative leave would apply.
- b. Direct Costs. None.

2.2.36 Upkeep of Maintenance Equipment.

- a. Overhead. Upkeep costs of equipment used in the maintenance of grounds, streets, roads and walks, including the upkeep of equipment used in the collection of trash and garbage material.
- b. Direct. When maintenance represents the specific service requested by the customer, it will be charged direct.

2.2.37 Maintenance of Nuclear Equipment.

- a. Overhead. The costs of maintenance of equipment used exclusively in the area of nuclear work.
- b. Direct. Equipment used in support of a project should be placed in a Ready for Use Condition for the next customer. The customer (last user) is to provide a post-use job order for equipment refurbishment, replacement of worn out, damaged and lost equipment. Customer should also be charged for the labor for sorting and establishing equipment after use.

2.2.38 Management and Industrial Engineering Studies.

- a. Overhead.
 - (1) Routine management engineering studies undertaken for activity departments.

- (2) Special one-time studies requiring more than 40 man-hours on the part of Most Efficient Organization and initiated upon the request of the Type I Supply Department.
- b. Direct Cost. A special one-time study for another activity **must** be charged directly to funds provided by requesting activity.

2.2.39 Material Handling and Expediting.

- a. Overhead. Those costs related to general material handling, i.e., those persons not directly supporting a specific project, that are responsible for checking, processing, moving and distributing material, **must** be charged to the overhead expense of the performing shop. This includes shipping clerks, material runners, expeditors, handlers and equipment operators. The general operators of material stations **or** centers that support multiple projects are charged to overhead.
- b. Direct Cost.
 - (1) The time of mechanics and helpers devoted to material handling functions **must** be charged direct when this work is directly related to the productive work which the employees are assigned.
 - (2) Personnel involved in material expediting and material issue or staging may be charged direct if their time is dedicated to a specific Navy ship's hull, ship class or reimbursable customer's final product or service when it is clearly identifiable to that project. This would include all personnel involved in the operation of a material cage **or** station that is dedicated to a single project or, individual personnel that are operating out of a multi-project support cage **or** station, but whose specific individual efforts are dedicated to a single project, e.g., material kitting for a specific availability. Such personnel inside a production shop do not normally meet the criteria for direct charging.
 - (3) At times, the activity may be required to receive, store and issue material owned outside the Navy Supply System and the Navy Working Capital Fund, in the categories of Government Furnished Material and NAVSEA or fleet-owned items. All labor and material costs incurred by the FMA in connection with such storage and handling are properly chargeable to funds provided by the owner of the material.
 - (4) Material Inventory Managers or Specialists dedicated to a single project.

2.2.40 Fitness for Duty Medical Examination.

- a. Overhead. When an agency obtains a fitness for duty medical examination (in connection with a separation for medical unfitness) whether by a federal medical officer or an employee-designated physician, there must be no cost to the employee or the Office of Personnel Management. The Comptroller General has ruled that agencies have authority to pay for such medical examinations, which are made by employee-designated physicians under **those** conditions.
- b. Direct Cost. Medical examinations required by a specific customer prior to work performance.

2.2.41 Metal Stock Cutting (Bar, Pipe, Plate, Cable, etc.).

- a. Overhead. The function of cutting metal is charged against overhead when the purpose of the cutting is in support of an overhead job because the benefiting customer of the end product is not readily identifiable.
- b. Direct Cost. When the benefiting customer of the end product is readily identifiable, the function of cutting metal is charged against the appropriate direct project.

2.2.42 Acquisition of Minor Property.

- a. Overhead. The acquisition of all minor property. The limit for minor property has been raised to \$250,000.
 - (1) Items of equipment with a purchase cost less than \$250,000.
 - (2) Items of equipment with a purchase cost of \$250,000 or more but with a useful life of less than two years.
- b. Direct. None.

2.2.43 Miscellaneous Expenses of the Production Resources Department Shops.

- a. Overhead. Provides for the accumulation of miscellaneous costs and labor, identifiable with the productive cost centers of the Production Resources Department. Work performed by cost centers outside the Production Resources Department will not be charged to this cost center. This center is primarily established to cover such items as maintaining common use grounds and shipways, printing for shops and maintenance of shop equipment benefiting more than one cost center or more than one common services group cost center. It is the intent of Commander, United States Fleet Forces Command that this cost center be highly restrictive and charged only with those productive expense costs that cannot be identified to a productive shop or common services group cost center. Various Cost Classes will be utilized to meet the correct costing requirements.
- b. Direct Cost. None.

2.2.44 Mock-Up Work. Mock-ups include those full size replicas which are used to facilitate production efforts by saving time or reducing material costs. Included in the cost of mock-ups are the labor, material and other direct costs associated with producing replicas, as the interior of a submarine replica of materials or parts to be test welded, etc.

Mock-ups do not include construction of facilities required for test purposes when such construction requires various levels of approval and special funding as specified in reference (g).

Mock-ups that qualify as plant equipment must follow the rules concerning the acquisition of plant property.

- a. Overhead. The cost of mock-up to reconstruct a specific problem condition such as a mock-up to reinstruct personnel involved in deficient work aboard ship.
- b. Direct Cost.
 - (1) The cost of mock-ups is chargeable to customer funds under the following conditions:

- (a) It is specifically authorized as chargeable to the initial ship of a class;
or
 - (b) Is required for accomplishment of a specific job.
- (2) If the mock-up will be used for more than one customer or ship, the cost of the mock-up may be distributed to the benefiting customers.

2.2.45 Pilot and Tug Service.

- a. Overhead. The cost of all pilot and tug services (naval and commercial) are the cost of the movement or rearrangement of various types of floating equipment such as sludge barges, wheelerizing equipment, floating cranes, etc., used in connection with FMA support, but not directly related to the immediate productive efforts, will be charged to overhead except as provided herein.
- b. Direct Cost. The cost of the pilot and tug services **must** be charged to customer funds, based on a unit rate which includes the costs of maintenance and operation of the naval craft and the rental costs of commercial tugs.
 - (1) For ships (U.S. Navy and Financial Management Supervisor cases) with an assigned Naval FMA availability - the cost of tug and pilot services in connection with the overhaul.
 - (2) For ships without a Naval FMA industrial availability, such as loading **and** unloading equipment **and** supplies onto a commercial ship.
 - (3) For ships under construction at the Naval FMA.
 - (4) For assist services provided to activities which have the responsibility for providing pilot and tug services.
 - (5) The costs for movement of the various types of floating equipment discussed in paragraph 2.2.45.a. will be charged to customer's funds when such movements are directly related to immediate productive efforts.

2.2.46 Planning and Estimating Services.

- a. Overhead.
 - (1) Planning and Estimating support personnel.
 - (2) Estimators who provide basic ("boilerplate") estimates used for several customers, e.g., Baseline Cost Estimating Standards Program.
 - (3) Production Resources Department estimators other than identifiable to direct labor.
 - (4) All planning and estimating services in support of estimating potential work that is not subsequently assigned to the activity.
- b. Direct Cost.
 - (1) All planning and estimating services performed for assigned work **must** be charged to sponsor funds.

- (2) Cost of scoping and estimating work assigned to the FMA which is subsequently eliminated at work definition conference or thereafter because of a shortage of funds, rescheduled for ships force, deferred or cancelled because of non-availability of material or funds.
- (3) Services performed for the Inactive Ship Maintenance Facility in preparing and updating estimates for ship activation during mobilization are chargeable to Inactive Ship Program Funds.
- (4) Cancellation of work. Paragraph VIII C10 of reference (h) **must** apply to any reimbursable order. "Costs incurred in the termination of project orders **must** be reimbursable to the performing establishment when such orders are terminated by the ordering component, to the extent such costs do not exceed the amount of the fixed price, or the current ceiling amount in the case of cost reimbursement project orders. In determining termination costs for reimbursement purposes, the performing establishment **must** be guided by the principles stated in this directive. When military departments cannot agree on the costs of terminations, the case will be referred to the Assistant Secretary of Defense (Comptroller) for settlement".
- (5) Preparation of data in support of work to be accomplished by Ship's Force during overhaul.
- (6) The effort utilized in collating the authorized work into a Ship Alteration and Repair Package, including printing and mailing.

2.2.47 Acquisition of Plant Property Equipment.

- a. Overhead.
 - (1) The purchase cost of an equipment type item costing less than \$250,000 (i.e., minor property) will be expensed to overhead.
 - (2) Acquisition of OPN equipment with a purchase cost of over \$250,000 and a useful life of more than two years will be purchased using OPN funds, including transportation, installation, training, discounts, etc.
- b. Direct Costs. Procurement, transportation and installation of equipment specifically authorized to be acquired by a reimbursable order for use in fulfilling the requirements thereof may be financed by the customer. Equipment acquired specifically for a customer in this manner is the property of the customer and will be disposed of **following** the customer's instruction.

2.2.48 Pollutant Clean-Up. Naval activities are called upon to remove and dispose of contaminated waste from a variety of sources, e.g., ships under an availability, ships without an availability, general pollution clean-up and ships under the jurisdiction of the FMA. Examples are oil, chemical spills, etc. If the pollution resulted in a fine from the Environmental Protection Agency or other agency, the cost of the fine would be charged in the same way the clean-up is charged. If the clean-up were charged as a direct expenditure, the corresponding fine would be charged as a direct expenditure.

- a. Overhead. When the pollution is caused by activity effort, no matter where it occurs, the cost of pollution clean-up is chargeable to overhead. Also, the disposal costs of pollutants will be charged to overhead.
- b. Direct Costs. The cost of clean-up and disposing of pollutants will be charged direct under the following circumstances:
 - (1) When the pollution is caused by the action of Ship's Force personnel, the cost of clean-up will be funded by the ship.
 - (2) When the cause of the pollution is not the activity, and the activity is required to perform clean-up in a non-activity designated area of responsibility, the activity responsible for the area will be required to provide the funds.
 - (3) Disposal cost resulting from pollution clean-up that is chargeable to ship or station is chargeable to the same ship or station as the pollution clean-up.

2.2.49 Pre-Expended Bins.

- a. Overhead. The cost of stocking and replenishing pre-expended bins of items with a unit cost of \$50.00 or less. Items of unit cost in excess of \$50.00 may be authorized by the Activity Commander.
- b. Direct Costs. None.

2.2.50 Printing, Reproduction and Duplication.

- a. Overhead. Charges of all purchased printing, reproduction and duplicating when not chargeable to a project.
- b. Direct. Charges that can be readily identifiable to a project; for example, copies of project drawings.

2.2.51 Programming Effort for Numerically-Controlled Machines.

- a. Overhead. The cost of programming effort for numerically-controlled machines is usually charged to overhead, since they are used by more than one sponsor.
- b. Direct Costs. The cost of programming effort is chargeable to customer funds when the programs are planned for use by a specific program or project.

2.2.52 Purchase of Gas, Liquid or Solid.

- a. Overhead. The cost of natural gas consumed in the generation of power.
- b. Direct. The cost of gas, (argon, nitrogen, etc.) which represents the level of service required for a customer is charged direct.

2.2.53 Radiological Control Engineering.

- a. Overhead. Costs associated with the FMA, whose objective is to ensure the continual over-all effectiveness of the Radiological Engineering effort and not specifically identified to a particular availability, are charged to overhead. For example:
 - (1) Preparation and maintenance of local FMA procedures which are formulated to implement directives from higher authority.
 - (2) Evaluation of FMA Functional Area and Radiological Trend Analysis.

- (3) Training or travel related thereto.
 - (4) Review and evaluation of applicable improvement suggestions.
 - (5) Production support-type work where it is difficult to charge direct.
- b. Direct Cost. Radiological Engineering activities, whose associated costs are clearly identified to a specific availability or would not have been incurred were it not for the presence of that availability, is direct. This activity consists of providing engineering and technical services in direct support of maintaining the radiological control effort of a specified availability. For example:
- (1) Review and concurrence of work instructions, such as Nuclear Power Authorizations or Production Engineering Memos, to verify compliance with applicable Radiological regulations or requirements.
 - (2) Initiation and preparation of Nuclear Power Engineering Authorizations.
 - (3) Preparation and issue of local Radiological agreements between activity arriving ships.
 - (4) Planning and scoping the Radiological Engineering effort for a particular availability. This includes the allocation of resources required to perform this effort, and the identification and analysis of those areas which are unique to this availability and require special emphasis.
 - (5) Direct technical support of the daily in-progress Radiological effort on an availability.
 - (6) The design and modification of radiological containments that are to be used only on a specific availability.

2.2.54 Radiological Waste Processing.

- a. Overhead. Costs associated with activity, whose objective is to ensure the continual over-all effectiveness of the Radiological Waste Processing effort and not specifically identified to a particular availability, is charged to overhead. For example:
 - (1) Preparation and maintenance of local activity procedures which are formulated to implement directives from higher authority.
 - (2) Review and evaluation of applicable improvement suggestions. Production support-type work where it is difficult to charge direct.
- b. Direct Cost. The cost of processing should be charged to a Mission Funded Process Shop.

2.2.55 Refueling Equipment. Assembly and certification for use and decontamination, disassembly and preparation for storage (nuclear) of refueling equipment are charged:

- a. Overhead. Cost of preventative and storage maintenance on the equipment while in storage.
- b. Direct Costs. The cost of assembly and certification for use and the decontamination, disassembly and preparation for storage after use **must** be charged to the refueling customer orders.

2.2.56 Ripout Material. Ripout of equipment component, etc., is defined as the removal action for accessibility, interference, Ship Alteration or other repair work. It is performed during a specific key operation of the ship's availability.

- a. Overhead. None.
- b. Direct Cost. Costs incurred during ripout operation aboard ship will be charged to the customer job order.

2.2.57 Satellite Steam Boiler. High pressure steam generated from auxiliary steam boilers used for Quality Assurance (QA) test evaluation. High pressure steam may be generated from steam barges, portable boilers, Mobile Utility Support Equipment or satellite steam boilers. High pressure steam is used in the testing phase of the ship's operating system. The steam is not utility steam to provide heat for the ship.

- a. Overhead. The repair and maintenance of the auxiliary steam generating facility is charged to the overhead.
- b. Direct Cost. Costs associated with the operations (and set-up for operation) of the auxiliary steam generating equipment or facility, including fuel and chemicals.

2.2.58 Security Furnished by the Fleet Maintenance Activity.

- a. Overhead. Providing security for the general safety of property including routine services for customers.
- b. Direct Cost. When required by the customer or his agent, the cost of providing special security may be charged to ship project funds. For example, the cost of civilian personnel performing shipkeeper duties, which is usually performed by ship's crews when available, is to be charged to a service job order under the Type Commander's funds. The cost of marines for refueling security, including their travel, per diem, etc., is also direct chargeable to the project they are supporting.

2.2.59 Service Craft and Floating Equipment (Other Than Nuclear).

- a. Overhead. The costs of maintenance of service craft, floating dry docks, camels, dredges, work barges, floating cranes and other floating equipment and costs of miscellaneous overhead functions performed for such craft.
- b. Direct. Only for customer owned items (i.e., United States Fleet Forces Command barges).

NOTE: ACTIVITIES WILL CHARGE OPERATING TARGET FUNDS FOR COST OF TOOLS BORROWED BY SHIP'S FORCE AND NOT RETURNED PRIOR TO COMPLETION OF THE SHIP'S AVAILABILITY. IF OPERATING TARGET FUNDS ARE NOT AVAILABLE (E.G., MANAGEMENT ACTION PLAN SHIPWORK), ACTIVITIES SHOULD OBTAIN FUNDS FROM THE CUSTOMER FINANCING THE MAJOR SHIP CUSTOMER ORDER.

2.2.60 Services in Support of Centralized Tools and Equipment.

- a. Overhead.
 - (1) The cost of labor and material incident to preventive maintenance inspection and normal corrective maintenance including: lubrication, minor adjustments,

repair, overhaul, alignment and subsequent performance testing of all machine tools and industrial shop equipment and their attachments under cognizance and inventory control of the activity.

- (2) Manning and operating of all inside and outside tool rooms.
- (3) Conditioning and sharpening of all cutting tools, including saws.
- (4) Heat treating of tools regardless of physical location of the facilities.
- (5) Procurement initiation, inventory control, maintenance, storage, issue, accountability and development of statistics on tool life, usage, cost and performance of craftsmen's furnished by the activity, abrasion wheels and devices, and special issue of industrial clothing and safety equipment.
- (6) Minor layouts.
- (7) The acquisition of safety shoes, safety goggles and lenses (including prescription lenses) and the custody, maintenance and issue of such equipment and other safety equipment.

b. Direct.

- (1) Purchase or manufacture of tools required for work outside of the activity assigned missions **or** functions, and such other tools as are necessary to fill a particular need under a specific customer order and their future use on other work is not contemplated. Such tools become the property of the customer and are disposed of **following** his direction.
- (2) Overhaul and repair of equipment in the Navy supply system.
- (3) Overhaul and repair of ship equipment and allowance materials.
- (4) Miscellaneous services for the Inactive Ship Maintenance Facility.
- (5) Loaned tools lost or damaged beyond economical repair **must** be charged to the customer.

2.2.61 Temporary Services.

a. Overhead.

- (1) Maintenance of facilities required to perform assigned functions such as storage bins and racks, workbenches, cleaning vats, lines, blowers, ventilation equipment, pumps, etc.
- (2) Manufacture, stage and store items such as electrical distribution equipment; air, water, hoses, strainers, valves, sewage lift stations built by the FMA, air and water filter systems, chilled water units, refrigeration units (chill and freeze boxes), air conditioning units, heaters, etc., for nuclear as well as non-nuclear. Build **or** repair tool air hose for the tool rooms. Assemble and maintain emergency response gear (electrical and mechanical) for disaster relief support, nuclear and non-nuclear (spills, earthquakes, etc.)

- (3) Maintenance work (cleaning, lubricating and minor adjustment of temporary service equipment). This excludes the regular maintenance of equipment which is under the responsibility of Shop 06.
 - (4) Security patrol, emergency response, of temporary service connections provided dry docks and berthing areas **must** be charged to the overhead of the performing cost center.
- b. Direct Cost. Cost of installation, connection, maintenance and removal for utilities services such as fresh and salt water, steam and hot water, steam power, hydraulic power, electricity, gas and compressed air furnished ships and communication systems at an activity or off-site location.

2.2.62 Severance Pay.

- a. Overhead. Severance pay costs will be charged to overhead.
- b. Direct Cost. None.

2.2.63 Special Programs (External or Claimant Authorized). To provide a better focus on the costs of this type, only programs specifically authorized by the claimant will be included. Basically, such programs will be approved only if they are directed by the claimant and are not an inherent functional responsibility of a specific department or activity, e.g., activity assignments under the FMA MIS program are usually automated information systems assignments and will continue to be charged as such.

- a. Overhead. The cost of activity-wide special programs that have been specifically authorized for reporting in this category **must** be charged to overhead. Each program must be separately identifiable, so that the cost of each individual program can be readily determined.
- b. Direct Cost. None.

NOTE: THE DIRECT COSTING OF SUPERVISION IS NOT ALLOWED WHEN THE SUPERVISION IS OF EMPLOYEES WHOSE EFFORTS ARE FOR A MULTITUDE OF END PRODUCTS OR CUSTOMERS. THE PRORATION OF SUPERVISORY COSTS FOR DIRECT CHARGING, WHERE THE BASIS OF PRORATION IS OF AN ARBITRARY NATURE AND THE TIMEKEEPING EFFORT IMPRACTICAL, IS PROHIBITED.

2.2.64 Supervision.

- a. Overhead. When performing administrative functions, or supervisory functions which cannot be readily identified to one project, the supervisory effort will be charged to overhead.
- b. Direct Cost. Time spent when working on a specific project where the supervisory effort is directly identifiable to the end product. This could include any level of supervision, e.g., project managers, if the effort is identified to one project. This also applies to engineering codes if the supervisor's employees are clearly costed to only one sponsor. Supervisors may not be charged direct to a productive job when working in an administrative capacity.

2.2.65 Consumable Supplies.

- a. Overhead. Consumable supplies, such as x-ray film, tracing cloth and office supplies, including those consumed in the process of serving tenants, **must** be charged to the appropriate overhead classification.
- b. Direct Cost. Industrial x-ray film and other specialized consumable supplies issued in quantities that can be identifiable to a specific customer may be charged direct. Direct costs should be easily identifiable items not of the pre-expended bin type.

2.2.66 Operation and Maintenance of Tank Cleaning System.

- a. Overhead. Maintenance costs are charged to the overhead for this equipment.
- b. Direct Cost. Operating costs for productive work will be charged direct.

2.2.67 Telephone Services.

- a. Overhead. The following costs should be charged to overhead:
 - (1) Activity telephone services - all costs including installation **or** removal, lease lines, basic service, relocation, message units (or current electronic texting devices) and toll charges when the service is for the benefit of the activity will be charged to overhead.
 - (2) Ships with an availability - basic services and toll call charges related to activity's industrial effort will be charged to overhead.
- b. Direct Cost.
 - (1) The following costs should be charged direct:
 - (a) Voice - the charge for toll calls and identifiable additional message units, installation and relocation costs, special services and devices such as data phones, speakerphones, call directors and private leased lines.
 - (b) Data **or** record - the charges for private line services and leased equipment, such as TWX, TELEX and FACPHONE and off-line message preparation using optical character reading machines or other special equipment when such equipment is not required by the Naval Communication Telecommunication Service Center.
 - (2) Tenant activities and other users - costs in 2.2.67 a.(1) and 2.2.67 a.(2) which can be identified to the users will be charged direct.
 - (3) Cable installation connections for ships with an availability are charged to ship funds. Connections for those telephones needed to coordinate or support the FMA's ship availability work both aboard ship and ashore are chargeable to ship overhaul funds. Connections for additional convenience telephones are properly chargeable to the ship's Operating Target Fund.
 - (4) The cost of telephone services, including cable connections, rentals, etc., including toll calls, rendered to ships in the activity for berthing only, **must** be charged to the ship funds.

2.2.68 Issue of Uncontaminated and Contaminated On Return Tools.

- a. Overhead. None.

- b. Direct Cost. When the effort requires the use of a special tool crib and can be readily identified to a specific ship, the costs **must** be charged to a service job order and to the sponsors. Proration will be based on auditable, consistent accounting methods.

2.2.69 Training of Personnel.

- a. Overhead.
 - (1) All training on the job by supervisors is a regular duty of supervision and the supervisors' time will be charged to the supervisor's regular job order. Any formal training of apprentices on jobs will be treated as an expense of the job order on which the apprentice is working.
 - (2) Apprentices while attending Apprentice School Training will charge so that the expense is separately identifiable. All other training not associated with the Apprentice School will be charged to overhead.
 - (3) Apprentice Instructors charge overhead in their applicable shop **or** department.
 - (4) The time of trainees while they are receiving scheduled instruction away from productive work and the instructor's time will be charged as overhead. Related training duties applicable to instructors are the preparation and revision of course and lesson plans and related materials.
 - (5) The training and qualification of personnel to perform special skills, within their cognizance, which are required by advanced technology being applied. Examples are: Train and qualify welders to perform welding **per** applicable standards; train and qualify personnel for reactor plant work, i.e., radiological control, quality control and all classroom work to qualify or periodically requalify Shift Refueling Engineers, Shift Test Engineers, Chief Test Engineers, etc. Retraining and requalification are required based on lapsed time.
 - (6) The cost related to sending employees to the equipment manufacturer's plant for in-house training to undergo training for a new product or system **must** be treated as an overhead expense. This includes training and qualification of employees to perform special skills, within their cognizance, which are required by advanced technology. In such instances, the costs (travel, per diem and labor) are chargeable to overhead expense.
 - (7) The cost of training after the initial training for a new product or function that has been introduced into the Navy **must** be treated as overhead expense.
- b. Direct Cost.
 - (1) Apprentices' time when working (not merely observing or other non-contributive conduct) on productive jobs is chargeable to the job order on which the apprentice is working.
 - (2) The training and qualification of personnel to perform specific functions when such training and qualification is required each time the function is performed is chargeable directly to the benefiting customer.

- (3) The development and qualification of employees requested by activities outside the activity **must** be a direct charge to the requesting customer.
- (4) It is suggested that, initially, training be provided to state and local government employees on a space available basis and that the activity not require reimbursement for this service. If, however, the scope, frequency or other characteristics of the training requested by the state or local government requires significant alteration to the activity's existing training program, reimbursement should be requested for the costs incurred from the appropriate state **or** local government.
- (5) The adaptation of standard activity procedure to specific application is chargeable to the benefiting customer.
- (6) The cost of providing the initial training for new products or weapons systems is chargeable to the organization introducing the new product or system. These costs include instructional material and instructors' costs which occur as a result of contracts placed with equipment manufacturers or within the Navy to teach maintenance and repair techniques to employees of the Government. After an initial training for a new product or system has been introduced, the training program is chargeable to overhead.
- (7) Training and qualification of personnel to perform specific functions, when such training and qualifications are required each time the function is performed, is chargeable directly to the benefiting customer. In this instance, the training is peculiar to and identifiable to a specific product or system and expertise is lost through non-use. Examples of this exception include the training of personnel to overhaul **or** repair unique equipment, which is not within their normal cognizance or expertise, nor is it expected that such unique equipment will be overhauled **or** repaired for other customers in the future. In addition, if a customer imposes additional training or re-qualification of personnel even though the personnel may be properly certified **per** current training manuals, then the additional training costs would be properly charged to the benefiting customer.

2.2.70 Traumatic Injuries - Continuation of Pay. When an employee sustains a traumatic injury, Public Law 93-416 provides that the employee can be retained in full pay status for up to 45 calendar days for each injury without charge to leave.

- a. Overhead. The labor cost for employees sustaining traumatic injuries will be charged to a separate overhead job order.
- b. Direct Cost. None.

2.2.71 Utilities for Ships. Utilities, excluding telephone service, include fresh and salt water, steam and hot water heat, steam power, hydraulic power, electricity, gas and compressed air, whether delivered to the vessels proper or used by shore activity personnel in dockside operation.

- a. Overhead. None.
- b. Direct Cost.

- | (1) All utilities for ships with an assigned availability **must** be charged to a service type job order based upon utility rates.
- | (2) Utilities for ships not in an availability **must** be charged to funds provided for this purpose.

VOLUME II
PART III
CHAPTER 3
UNIFORM COSTING POLICIES AND PROCEDURES
RESPONSIBILITIES

REFERENCES.

- (a) OPNAVINST 4780.6 - Policy for Administering Service Craft and Boats in the Navy
- (b) DoD Financial Management Policies and Procedures Regulation 7000.14-R - Volume 12, Chapter 9

LISTING OF APPENDICES.

- A. Foreign Ship Repair Request
- B. Foreign Ship Repair Reply

3.1 DIRECT AND INDIRECT COST IDENTIFICATION FUNCTIONS AND TASKS

OVERVIEW. Since the consolidation of the Repair Supervisors of Shipbuilding, Conversion and Repair, USN (SUPSHIP) into the Regional Maintenance Centers (RMC), RMCs have assumed responsibility, within their geographic region, for all ship maintenance work contracted for accomplishment by commercial shipyards as well as organic intermediate level maintenance efforts. Along with operational responsibility came the responsibility to prepare and manage financial budgets and budget execution. This chapter provides an overview of the RMC functions and responsibilities regarding uniform costing of direct versus indirect expenditures within the maintenance enterprise. Uniform costing of direct versus indirect is an important tool in the budget process. The financial management program with regard to maintenance is managed at various levels of the Department of the Navy.

- a. Chief of Naval Operations (CNO).
- b. Naval Sea Systems Command (NAVSEA).
- c. Commander, United States Fleet Forces Command.
- d. Type Commanders (TYCOM).
- e. Ship Commanding Officer **or** Officer in Charge.
- f. Commander, RMC **or** Commanding Officer, Fleet Maintenance Activity (FMA).

3.2 ORGANIZATIONAL RELATIONSHIPS FOR FINANCIAL MANAGEMENT OF MAINTENANCE ACTIVITIES.

3.2.1 General. The following sections discuss the basic responsibilities of various levels of the Navy as they affect the financial management of maintenance funding within each organization.

3.2.2 Chief of Naval Operations. The CNO is responsible to the Secretary of the Navy for the readiness, operations and logistics support of all U.S. Naval Forces. As the military chief of the Navy, the CNO is the principal advisor to the Secretary of the Navy and the executive branch of the Government on naval military matters, including funding of ship maintenance. The CNO

formulates detailed budget submissions which identify the resources required to carry out the missions assigned to the Navy. These budget submissions are based on detailed support from subordinate commands and include funding requests to Congress for the resources necessary to carry out specific ship modernization, repair and maintenance programs.

3.2.3 Systems Commands.

- a. To provide support for the operating Fleet, the Navy has established five Systems Commands (SYSCOM) with specific support responsibilities. These SYSCOMs are:
 - (1) Naval Sea Systems Command (NAVSEASYSCOM or NAVSEA).
 - (2) Naval Air Systems Command (NAVAIRSYSCOM).
 - (3) Space and Naval Warfare Systems Command (SPAWARSYSCOM).
 - (4) Naval Supply Systems Command (NAVSUPSYSCOM).
 - (5) Naval Facilities Engineering Command (NAVFAC).
- b. The SYSCOMs are responsible for establishing technical requirements and meeting logistics, maintenance and support requirements of Fleet Commanders in the area of new construction and ship maintenance. In addition, these SYSCOMs provide technical requirements for all varieties of maintenance and conduct detailed analyses to determine the proper balance between design improvement and logistics support to achieve the required operational availability.

3.2.4 Naval Sea Systems Command.

- a. For procurement purposes, Commander, NAVSEA, is Head Contracting Agency with delegated authority in the Federal Acquisition Regulation to enter into and administer contracts for materials and services for which the COMNAVSEA is responsible. COMNAVSEA, in turn, has delegated this authority to the Deputy Commander for Contracts (NAVSEA 02). Delegation of authority to the RMC Contracts Department Head is addressed in the NAVSEA Contracts Handbook and in other volumes of this manual. Only COMNAVSEA and individuals designated by NAVSEA 02 who are duly authorized and acting within the limits of their written delegated authority can commit the Government to any contractual action.
- b. As the agent of the CNO, COMNAVSEA maintains the Navy Data Environment and develops documentation for all authorized alterations. COMNAVSEA also authorizes and funds all program alterations not authorized and funded by the cognizant TYCOM. The maintenance, repair and modernization of ships, submarines, craft and boats assigned to the operating forces may be carried out by procurement of services and material from private industry through the RMCs, organic assets of the RMCs, or the Naval Shipyards (organic depot maintenance).
- c. COMNAVSEA is also responsible for developing, validating and maintaining Organizational, Intermediate, and Depot-level maintenance requirements and tasks in the Planned Maintenance System.

3.2.5 The Atlantic and Pacific Fleets. The Commanders, Atlantic and Pacific Fleets under the direction of the Commander, United States Fleet Forces Command are responsible for all aspects

of their assigned ships including adequate funding of maintenance requirements. The Commanders must balance the competing needs of funding the operational Fleets with the funding need for maintenance and modernization of the Fleet. Ships and craft under their cognizance comprise the largest portion of the repair and overhaul budget. Fleet Commanders, through their respective Fleet Maintenance Officers, are responsible for the budgeting, scheduling and executing CNO-scheduled ship maintenance and modernization availabilities plus emergent maintenance requirements. Through the respective TYCOMs, the Fleet Commanders provide funding for advance planning and execution of scheduled ship maintenance availabilities.

3.2.6 Type Commanders.

- a. TYCOMs and RMCs are responsible for preparing budget submissions and managing budget execution in support of ship modernization, repair and maintenance availabilities as well as the material readiness and training of their assigned ships. The basis of the TYCOM budget should be historical cost incurred for similar efforts. These historical costs are generated by the RMC **or** FMA based on direct versus indirect maintenance cost identification. In this regard, the TYCOM is one of the most important activities involved in scheduling and managing ship repair planning activities.
- b. Under guidelines established by the CNO and Fleet Commanders, the TYCOMs and RMC manage funds for advance planning for repairs and some selected alterations, and execution of the availabilities. TYCOMs are responsible for providing advanced planning funds to the respective ships Maintenance Team for availability planning. After the availability work package has been identified and documented, the TYCOM provides a level of funding to accomplish necessary repairs and some of the alterations. Depending on the availability of funds, the funds provided may not be sufficient to accomplish the entire work package.

3.2.7 Regional Maintenance Centers **or** Fleet Maintenance Activities.

- a. The CNO has delegated authority to RMC Commanding Officers to assign availabilities for ships under their cognizance. The local RMC has overall responsibility for efficient planning, brokering and execution of all ship maintenance and modernization for assigned ships. Contact information for the RMCs can be found in Appendix A of Volume VI, Chapter 2 of this manual. This section outlines RMC **or** FMA responsibilities related to financial budgeting, execution and reporting.
- b. From a budget formulation perspective, the individual RMC **or** FMA is the first step in preparing the annual budget submission for ship maintenance. Based on cost incurred in prior periods, the RMC **or** FMA determines the resources necessary to perform the anticipated level of maintenance effort. The charges passed on to the reimbursable customers form the basis for preparing their budget submission for the maintenance activity plans for the future period. Therefore, it is critical that all costs are properly classified as direct or indirect. With regard to reimbursable customers, the RMC **or** FMA is only allowed to pass on direct cost incurred for their project since indirect costs are supported with direct mission funding. If direct costs are misclassified as indirect, the RMC **or** FMA is not able to recoup the cost of the effort

and the customer's historical record shows a flawed lower cost for the effort and consequently future funding requests may not be sufficient to support future maintenance efforts. The RMC will perform the following related to direct versus indirect charge:

- (1) Providing detailed guidance regarding identifying, charging, classifying, collecting and reporting expenditures related to maintenance cost with the exception of organic depot level maintenance.
- (2) Review budget submissions from subordinate commands.
- (3) Prepare budget submissions, with appropriate supporting documentation, for submission to higher headquarters.
- (4) Provide necessary training and supervision to internal intermediate level resources to ensure the requirements of this manual are implemented.
- (5) It is the responsibility of the local RMC to provide necessary oversight to subordinate FMAs ensuring the requirements of this manual are executed.

3.2.8 User Commands or Activities (Users). Per reference (a), the CNO assigns service craft and boats to Users. These craft and boats are maintained and overhauled using funds granted by Support Commanders to their subordinate Users activities. Service craft and boats under the cognizance of the Users comprise a portion of the RMC or FMA repair and overhaul workload and the User Commands must provide the required funding through reimbursable orders for the RMC or FMA to maintain the User's assets. For example, the Naval Station Port Operations are assigned service craft that support home ported or visiting ships. When one of these craft requires maintenance, the Naval Station Port Operations provides a reimbursable order to the RMC or FMA to provide the required maintenance.

3.2.9 Naval Inactive Ship Maintenance Facilities. The RMC or FMA may be required to support the inactivation of ships scheduled for retention at Inactive Ship Maintenance Facilities. The TYCOM normally authorizes the work and NAVSEA funds such work using reimbursable orders. In some cases, inactive ships may be reactivated for delivery to foreign Governments through the Foreign Military Sales Program. This work is normally authorized and funded by NAVSEA or higher authority using reimbursable orders.

3.2.10 Naval Reserve Force Vessels. Ships assigned for training Naval Reserve Force personnel comprise a portion of the RMC or FMA workload. The TYCOM who has cognizance over these ships authorizes and funds the repair and overhaul work using the reimbursable order process.

3.2.11 Foreign Governments. RMCs or FMAs may interact with foreign Governments, when requested and authorized by the CNO or NAVSEA, to procure commercial repair work to:

- a. Recondition and otherwise repair Navy ships that are to be, or have been, transferred to foreign Governments.
- b. Effect emergency voyage repairs or other services for vessels of foreign Governments, when approved and authorized by CNO. Request authorization using sample message of Appendix A. CNO may reply with sample C in Appendix B or other message format.

- c. Unless specific legal authority to price on other than a full cost basis, DoD services and materials **must** be priced on a full cost basis **per** Volume 12, Chapter 9 of reference (b). In order to accomplish this requirement, it is critical the RMC **or** FMA accurately identify and accumulate direct and indirect cost. Full cost basis requires that the RMC **or** FMA accumulate all costs associated with the maintenance effort. This includes all direct costs that are normally captured as well as a portion of the indirect cost. In a situation like this, if the system for capturing cost is not accurate, the RMC **or** FMA may recoup more or less than the cost incurred and if it were discovered later, a refund or additional bill would have to be issued.

3.2.12 Private Companies - Demilitarizing and Stripping. The RMC **or** FMA may be required to arrange for the demilitarization and stripping of ships that are programmed for disposal or for sale to private concerns. In the case of ships programmed for disposal, these functions, when not performed by the activity having cognizance of the vessel, are carried out by the responsible RMC **or** FMA. When the ships are sold to private concerns, the work will be performed by the purchasing contractor as a condition of sale. In these cases, the RMC **or** FMA will be requested to provide surveillance over the work to ensure its proper performance. Of particular concern is the compliance with Environmental Protection Agency rules and regulations where there is potential for environmental impacts resulting from work associated with disposal action. The cost of this surveillance would be considered a direct cost and charged to the contract.

3.3 STANDARDS OF CONDUCT.

- a. Congress has passed numerous laws which place significant controls over funds management such as those identified in Volume VII Chapter 6 of this manual (references (a) through (f)). The Department of Defense has **issued** additional regulations in the form of reference (b). Practices that may be acceptable in the private business world regarding funds management are not necessarily acceptable for naval personnel. Individuals who manage, control, expend or report on government funding are held to high standard regarding the control of those funds. In order to accomplish the intent of these legal requirements it is critical the RMC **or** FMA accurately identify and accumulate direct and indirect cost.
- b. All personnel **must** exercise special diligence to prevent fraud, collusion, larceny, embezzlement or other improper conduct within the area of their responsibilities and **must** report immediately to the RMC Commanding Officer any instance of fraud or other improper conduct they observe or suspect. Failure to accurately record expenditures could be considered improper conduct in certain circumstances.

16 Oct 2019

APPENDIX A
FOREIGN SHIP REPAIR REQUEST

R 102218Z APR 17 ZYB
FM COMNAVREG HAWAII PEARL HARBOR HI
TO CNO WASHINGTON DC
INFO COMPACFLT PEARL HARBOR HI
COMTHIRDFLT
JB PEARL HARBOR-HICKAM HI
NAVSUP FLT LOG CTR PEARL HARBOR HI
COMNAVREG HAWAII PEARL HARBOR HI
COMNAVSEASYS COM WASHINGTON DC
COMNAVSURFGRU MIDPAC
NAVSHIPYD AND IMF PEARL HARBOR HI
NAVFAC HAWAII PEARL HARBOR HI
COMDESRON THREE ONE
BT
UNCLAS
MSGID/GENADMIN/MIL-STD-6040(SERIES)/B.0.01.00
/COMNAVREG HAWAII PEARL HARBOR/N03000/APR/-/-/-//
SUBJ/FOREIGN SHIP REPAIR REQUEST ISO EX-GARY AND EX-TAYLOR//
REF/A/MSGID:DOC/10 USC SEC 7227/-/-//
REF/B/MSGID:DOC/NAVREGS 1990/ART 0835/-//
REF/C/MSGID:DOC/NAVCOMPTMAN/035950/-//
REF/D/MSGID:DOC/OPNAVINST 4700.7L/-/YMD:20100525//
NARR/REF A IS FEDERAL STATUTE ON PROVIDING SUPPLIES AND SERVICES TO
FOREIGN NAVAL VESSELS AND AIRCRAFT. REF B IS NAVY REGULATIONS. REF C
IS COMPTROLLER MANUAL. REF D PROVIDES MAINTENANCE POLICY FOR NAVAL
SHIPS.//
POC/CREIGHTON HO/LCDR/UNIT:COMNAVREG HAWAII/NAME:FOREIGN SHIP LNO
/TEL:(808)473-2568//
GENTEXT/REMARKS/1. THE EX-GARY AND EX-TAYLOR ARE SCHEDULED TO VISIT
JOINT BASE PEARL HARBOR-HICKAM DURING APR 2017.
2. IAW REFS A THRU D, REQUEST AUTHORIZATION FOR PEARL HARBOR NAVAL
SHIPYARD AND IMF TO ACCOMPLISH REQUIRED REPAIRS ON A
NOT-TO-INTERFERE BASIS.//
BT

**NOTE: ENSURE MESSAGES ARE PER CURRENT MESSAGE FORMAT AND
CURRENT PLAIN LANGUAGE ADDRESS DIRECTORY (PLAD) IS
UTILIZED.**

16 Oct 2019

APPENDIX B**FOREIGN SHIP REPAIR REPLY**

R 111245Z APR 17 ZYB
FM CNO WASHINGTON DC
TO COMNAVREG HAWAII PEARL HARBOR HI
INFO COMPACFLT PEARL HARBOR HI
COMTHIRDFLT
JB PEARL HARBOR-HICKAM HI
NAVSUP FLT LOG CTR PEARL HARBOR HI
COMNAVSEASYS COM WASHINGTON DC
COMNAVSURFGRU MIDPAC
NAVSHIPYD AND IMF PEARL HARBOR HI
NAVFAC HAWAII PEARL HARBOR HI
COMDESRON THREE ONE
BT
UNCLAS
MSGID/GENADMIN/MIL-STD-6040(SERIES)/B.0.01.00
/CNO WASHINGTON DC/N03000/APR//
SUBJ/FOREIGN SHIP REPAIR REQUEST ISO EX-GARY AND EX-TAYLOR//
REF/A/MSGID:MSG/COMNAVREG HAWAII PEARL HARBOR HI/102218Z APR 17//
REF/B/MSGID:DOC/10 USC SEC 7227/-/-//
REF/C/MSGID:DOC/NAVREGS 1990/ART 0835/-//
REF/D/MSGID:DOC/NAVCOMPTMAN/035950/-//
REF/E/MSGID:DOC/OPNAVINST 4700.7L/-/YMD:20100525//
NARR/REF A IS COMNAVREG HAWAII PEARL HARBOR HI REQUEST FOR
AUTHORIZATION TO CONDUCT REPAIRS ON A NOT-TO-INTERFERE BASIS ON EX
-GARY AND EX-TAYLOR. REF B IS FEDERAL STATUTE ON PROVIDING SUPPLIES
AND SERVICES TO FOREIGN NAVAL VESSELS AND AIRCRAFT. REF C IS NAVY
REGULATIONS. REF D IS COMPTROLLER MANUAL. REF E PROVIDES
MAINTENANCE
POLICY FOR NAVAL SHIPS.//
POC/ROBERT BENNETT/-/CNO N831/-/TEL: (703) 695-5726//
GENTEXT/REMARKS/1. IRT REF A, AUTHORITY IS GRANTED TO CONDUCT
REPAIRS
AS REQUIRED ON THE EX-GARY AND EX-TAYLOR AT PEARL HARBOR NAVAL
SHIPYARD AND IMF AT JOINT BASE BPEARL HARBOR-HICKAM DURING APR 2017.
2. REPAIRS ARE TO BE CONDUCTED ON A REIMBURSABLE NOT-TO-INTERFERE
BASIS.//
BT

**NOTE: ENSURE MESSAGES ARE PER CURRENT MESSAGE FORMAT AND
CURRENT PLAIN LANGUAGE ADDRESS DIRECTORY (PLAD) IS
UTILIZED.**

VOLUME II**PART III****CHAPTER 4****RETENTION OF FINANCIAL RECORDS**REFERENCES.

- (a) SECNAV M-5210.1 - Records Management Manual, Part III Chapter 7
- (b) DoD Financial Management Regulation Policies and Procedures 7000.14-R - Volume 1, Chapter 9
- (c) National Archives and Records Administration General Records Schedules, General Records Schedule 8 - Stores, Plant, and Cost Accounting Records, Transmittal No. 13, September 2004
- (d) National Archives and Records Administration General Records Schedules, General Records Schedule 8 - Stores, Plant, and Cost Accounting Records, Transmittal No. 8, December 1998

4.1 PURPOSE. This chapter provides guidance and policy for maintaining and retaining financial records related to the charging of direct and indirect maintenance expenditures.

4.2 GENERAL. Maintenance cost records provide a historical record of financial resources required to perform a specific level of maintenance and the cost history of repairs and alterations performed on individual ships of the fleet. These records must be accurate and complete so as to “stand alone”, that is, the record will be understood without additional explanation. These records will provide a basis to estimate the cost of similar efforts in the future and preparing and supporting future budget requests. Records will be maintained for direct mission funded efforts, indirect mission funded efforts, and reimbursable orders.

4.2.1 Maintenance Cost Record Requirements. The process of maintaining financial related records can affect the perceived validity of completed financial record. If the process used to maintain the financial records appears to have inadequate controls, then the accuracy and completeness of the information produced will be questionable. In order to maintain confidence in Fleet maintenance financial records, and to provide the necessary support for budgeting, the following record keeping rules are specified:

- a. When recording labor or materials against a specific Job Order Number it is critical that all entries be legible and in ink. Erasures, write-overs, white outs, ditto marks, continuation arrows, signature stamps, etc., are not acceptable. When corrections are required, the employee must initial all changes.
- b. Neatness and readability of the original record is paramount. Copying records to “make them neat”: is prohibited. Original documentation must be maintained to support summary reports.
- c. When an error is made, it will be corrected by drawing a single line through the error, recording the correct entry, initialing and dating the correction. This allows the original record to be available and provides an audit trail through the entire process.

- d. When a questionable item is identified, research will be initiated to determine the validity of the item. The research will be fully documented and if the research determines the original item was correct or incorrect, that will be clearly identified and the documentation will fully explain the decision and be added or appended to the original record as appropriate.

4.2.2 Record Retention in General. The following paragraphs summarize the general requirements for retaining financial records and how long they will be retained:

- a. Records required to be maintained for periods exceeding 12 months may be reduced in size (such as by microfilming or CD-ROM in .pdf format only). However, the Fleet Maintenance Activity (FMA) responsible for the record will ensure that the reduced size records are clearly legible, reproducible, and will so certify prior to destroying the original records. The following procedure will be followed for record reduction:
 - (1) Record reduction **must** be **per** reference (a).
 - (2) Compare the reduced size record against the original record to ensure each page of the original record has been reduced, is clearly legible and reproducible. This comparison **must** ensure that the front and the associated back of documents have been reproduced.
 - (3) Reproduce two randomly selected pages of the reduced record into paper copy. Verify completeness and legibility of reproduced pages by comparing against the original record.
 - (4) Person making comparison will sign the logbook or some other permanent record to certify that the reduced size record is complete and legible after being reproduced.
- b. After steps (1) through (4) are satisfactorily completed, the original record may be destroyed.

4.3 IMMEDIATE SUPERIOR IN COMMAND RECORD RETENTION.

4.3.1 Financial Record Retention. Copies of documents used to provide maintenance funds to FMAs and Immediate Superiors In Command will be retained **per** reference (b).

4.3.2 Inspection Record Retention. Copy of last Immediate Superior In Command or Type Commander inspection of the FMAs financial records including copies of discrepancies identified, root cause analysis performed and corrective action implemented.

4.3.3 Command Evaluation and Independent Audit Record Retention.

- a. Records of command evaluation reviews related to financial management will be retained for 5 years after cutoff of corrective actions as required by references (b) and (c).
- b. Copy of last independent audit (if any) of FMA financial management procedures and processes.

4.3.4 Assessments, Evaluations and Audits. The Financial Management Officer will retain records of assessments and evaluation for the past 24 months (unless otherwise stated). The records will consist of:

- a. A log will be maintained of all Financial Management Discrepancy Forms, Part III, Chapter 5, Appendix E of this volume. Financial Management Discrepancy Form, Part III, Chapter 5, Appendix E of this volume identifies the Job Order Number reviewed, work center responsible, discrepancy identified (if any), corrective action to be taken, and estimated date corrective action is expected to be complete.
- b. Copy of last higher authority assessment and the corrective action for all discrepancies identified.
- c. Results of all reviews of the financial reporting program, including the corrective action taken or pending. (This may be kept with the rest of the monitor program records.)
- d. Last annual evaluation of the financial reporting program performed.

4.3.5 Training. Each employee will be trained on how to accurately charge their labor and materials to direct and indirect Job Order Numbers. Records related to this training will be retained following Type Commander or Immediate Superior In Command instructions.

4.4 FLEET MAINTENANCE ACTIVITY FINANCIAL MANAGEMENT RECORD RETENTION. Financial records, including those focusing on direct versus indirect costs, will be maintained for 3 years, per references (b) and (d). Reference (b) requires the financial information “be maintained for at least the minimum period specified in the applicable National Archives and Records Administration General Records Schedules and longer if compelling reasons exist or supplemental guidance directs”. The specific records addressed by this volume relate to cost accounting which must be maintained for at least 3 years from the date the actions are closed.

4.5 LOST RECORDS.

- a. In the event that it is determined that some portion of the financial records have been lost or destroyed, an investigation will be performed to document the circumstances. The RMC or FMA Commanding Officer will appoint, in writing, an investigating officer. The written appointment will identify, in detail, the lost records and the circumstances, as they are known. The investigating officer will make sufficient inquiries to determine the most likely disposition of the records.
- b. The investigating officer will prepare a written report to the Commanding Officer, detailing the results of the investigation. The report will include recommendations designed to correct the control weakness that allowed the records to be lost.

VOLUME II**PART III****CHAPTER 5****FINANCIAL AUDITS, EVALUATIONS AND ASSESSMENTS**LISTING OF APPENDICES.

- A Vertical Audits
- B Horizontal Audits
- C Checklist for Evaluating Direct versus Indirect Costing
- D Financial Management Audit Discrepancy Form
- E Financial Management Discrepancy Form

5.1 PURPOSE. This chapter provides requirements, procedures and criteria for audits, evaluations and assessments regarding direct versus indirect expenditures incurred by the Fleet Maintenance Activities (FMA). The expenditures include both Direct Mission Funded Resources and funds received through reimbursable orders and the provisions of this chapter apply to both.

5.2 GENERAL. An effective command evaluation program is essential to ensure the accuracy and completeness of the cost data associated with maintenance efforts. Audit, evaluation and assessment programs are objective, constructive tools to monitor the accuracy and completeness of the maintenance cost data collected. These same tools also evaluate the effectiveness and efficiency of the collection process. The purpose of the command evaluation program is to determine the activity's compliance with established directives and their ability to capture and correctly classify the overall cost of maintenance and provide an opportunity to correct any discrepancies. The command evaluation program must be flexible and dynamic. Focusing on specific areas of interest or current issues should be done on a regular basis to increase the benefit of the audit. Focusing reviews would prove most beneficial when the activity is involved with infrequent repair efforts, components with an abnormally high cost of maintenance or first time repair efforts. Review guides should be developed which lend themselves to evaluating recent command, division or cost center efforts related to identifying the accuracy and completeness of direct versus indirect expenditures. The involvements of the highest levels of the command are essential to ensure the Department of the Navy gets the greatest return from the limited maintenance funds available.

5.2.1 Audits. Audits are an independent systematic comparison of financial cost reports with the supporting documentation to ensure the accuracy and completeness of maintenance cost reported to higher headquarters and used to support budget requests. Different types of audits may be performed depending on the area to be audited and the purpose of the audit. The general audit categories are:

- a. Vertical Audit. These audits review all aspects of the cost of one repair **or** maintenance action or Job Order Number (JON). They track the maintenance task from inception to completion. This is done by verifying all cost aspects of the technical, material, process and documentation requirements associated with the work. These audits include attributes covering the entire spectrum of the cost charged to the

effort. Reviewing the direct versus indirect charging of cost will be just one part to the audit. Appendix A provides guidelines for the preparation and execution of vertical audits.

- b. **Horizontal Audit.** These audits are conducted on only one specific area or aspect of the direct or indirect cost program (e.g., material charges or a specific category of labor on multiple JONs, administrative efforts within the activity, etc.). They focus on the particular area and do not track a complete JON from inception to completion but rather track expenditures across the activity for a specific function. Appendix B provides guidelines for preparation and conduct of horizontal audits.
- c. **Repeat Findings.** Once an audit is conducted and findings are identified, it is expected that the command will take action to correct the identified discrepancy and institute controls that will prevent reoccurrence of the condition. If during the course of an audit a repeat finding is identified, the recommended corrective actions must be addressed to the Immediate Superior In Command (ISIC). A repeat finding is one that was identified in the preceding audit.

5.2.2 **Evaluation.** The results of evaluations provide the Commanding Officer with an unbiased review of the overall accuracy and completeness of cost reported. Based on these results the Commanding Officer can, if discrepancies are noted, make an informed decision to apply additional emphasis or resources against the program to improve the condition. If the results of the evaluation reveal no significant discrepancies, the Commanding Officer has independent verification of the effectiveness of the function.

5.2.3 **Assessments.** Assessments are an external programmatic review of processes to ensure compliance with parent directives. The assessment could include a review of the accuracy and completeness of direct versus indirect costing. Assessments are normally conducted by the activity's Type Commander or ISIC with participation of other commands if the Type Commander or ISIC determines additional expertise is necessary.

5.2.4 **Key Elements of an Effective Command Evaluation Review.** Fleet Activities will use, as a minimum, the following key elements to assure the effectiveness of their command evaluation program.

- a. Conduct training for all personnel assigned to the command evaluation effort on techniques for preparation, execution, documentation and the evaluation of findings prior to conducting an audit for the first time. Subsequent evaluations, performed with experienced personnel, will only require refresher training. The training should be adequately documented in order for other independent reviewers to ascertain what was and who were trained.
- b. Development and use of attribute sheets **or** guides. These should be based on key attributes from the source documents and are not meant to limit the scope of the review.
- c. Develop a thorough review process focusing on previously identified audit deficiencies to disclose potential adverse trends and recurring deficiencies.

5.2.5 **Record Retention.** The retention of records for audits will be **per** Part III, Chapter 4 of this volume.

5.3 RESPONSIBILITIES AND PROCEDURES.

5.3.1 Fleet Maintenance Activity Audit and Evaluation Program.

- a. Audits. FMAs will schedule and conduct the following command evaluation audits:

NOTE: IF THE AUDITOR ONLY OBSERVES PERSONNEL WORKING ON SHIPS, EXPECT TO FIND VIRTUALLY 100% DIRECT. THEREFORE, WHEN SELECTING THE PERSONNEL TO OBSERVE, ENSURE THE AUDITOR GETS A REPRESENTATIVE SAMPLING.

- (1) Annual audits to be conducted:
 - (a) Perform an evaluation of the percentage of direct versus indirect expenditures using Appendix C as a guide. Identify and evaluate any unusual results in order to determine the root cause of the anomaly. Also, based on the results of this review, evaluate whether it is possible to economically reduce the indirect percentage. The command is required to review the percentage of indirect expenditures on a monthly basis and report that information to the ISIC.
 - (b) Perform an audit on the accuracy of charges direct versus indirect. This will involve observing the recording of cost against selected JONs.
- (2) Perform post closeout audit of the expenditure charge for selected Controlled Work Packages (CWP). Determine if the total direct expenditures recorded were within the range of what was expected. The CWPs selected should be representative of the maintenance efforts performed during the period.
- (3) Written audit guides **must** be used for each audit. The activity performing the audit will develop audit guides based on the unique nature of the audit planned. The audit guides should be tailored and customized for the specific organization or area being audited. One successful technique is to acquire a collection of audit findings from other FMAs and incorporate these into the audit guides. Once an audit guide is prepared, it will be filed and reused when similar audits are performed. It is also recommended that the FMAs share audit guides.
- (4) The results of each step in the audit guides will be documented sufficiently to support the final conclusion **or** finding.
- (5) Audits should be conducted on an annual basis unless a shorter period is specified. Those areas identified as weak should be followed-up on more frequently. The periodicity of these audits **must** be adjusted by the Financial Management Officer (FMO) based upon the results of previous audits.
- (6) Report results of all audits to the Commanding Officer with copies to the FMO and cognizant Department Head **or** Division Officer.
- (7) A copy of the final report will be provided to the Commander, Navy Regional Maintenance Center or appropriate ISIC after the FMA Commanding Officer has accepted and implemented the corrective actions.

- b. Evaluations. The FMA FMO will conduct a semi-annual evaluation of the overall adequacy and effectiveness of the FMA's direct versus indirect program. This effort is less than an audit, requiring less documentation and of shorter duration. The results of this evaluation will provide an indication of the effectiveness of the program. If the results indicate a significant, widespread problem, the evaluation will be expanded into an audit.
- (1) Results of this evaluation will be provided to the FMO, appropriate Department Head, and Commanding Officer if the results indicate a significant problem.
 - (2) A copy of the final report will be provided to the Commander, Navy Regional Maintenance Center or appropriate ISIC after the FMA Commanding Officer has accepted and implemented the corrective actions.

5.3.2 Management Metrics for Direct Versus Indirect Costing.

5.3.2.1 Metric Number 1, Total Indirect Time.

5.3.2.1.1 Activity Goal. Recognizing that establishing an activity goal for indirect cost before the FMAs have had an opportunity to evaluate and implement the guidance is arbitrary and will probably require adjustment after more detailed information is accumulated. The initial goal for indirect expenditures is 10% of total expenditures. Total expenditures are the sum of total direct mission funding plus the total of reimbursable order expenditures. This metric is computed at the organizational level.

5.3.2.1.2 Activity Level. On a monthly basis, the financial manager will determine the total expenditures for the overall FMA; this includes both direct mission funding expended and reimbursable order funding expended for the period. Based on the collection of cost information using the guidance in Volume II, Part III of this manual, determine the total indirect cost reported by the FMA for the period. Using this information and the following formulas, determine the percentage of expenditures which are attributable to indirect efforts. The following formula will be used:

$$\begin{aligned} & \text{Direct Mission Funds Expended} \\ & \text{Plus + Reimbursable Order Funding Expended} \\ \text{Equals = } & \text{Total Expenditures by Maintenance Activity for Period} \end{aligned}$$

$$\begin{aligned} & \text{(Total Indirect Expenditures for Period) Divided by} \\ & \text{(Total Expenditures by Maintenance Activity for Period)} \\ \text{Equals = } & \text{(Percentage of Indirect Expenditure for Period)} \end{aligned}$$

If the total indirect percentage exceeds the goal, the FMA should determine what events caused the increase. The FMA should identify what actions are necessary to bring the indirect into the acceptable range. The results of the evaluation will be provided to the Commander, Navy Regional Maintenance Center not later than the 15th day following the close of the month.

RATINGS: GREEN 10% or less RED More than 10%

5.3.2.2 Metric Number 2, Direct Positions Charging Indirect.

5.3.2.2.1 Activity Goal. The goal of the FMA with regard to direct versus indirect costing is to minimize indirect expenditures. Minimizing indirect expenditures will help maximize the return that the Fleet gets from resources committed to maintenance efforts. The FMA is staffed with personnel who are primarily working on direct maintenance efforts and some personnel who would primarily be performing overhead assignments. For personnel who are primarily working on direct maintenance efforts, occasionally they will be required to charge their efforts against an indirect Job Order Number (JON). Charging personnel who are primarily assigned to the activity to perform direct maintenance efforts against indirect JONs should be minimized. Therefore, another metric that should be measured is the amount and percentage of indirect cost generated by personnel in direct maintenance positions.

5.3.2.2.2 Activity Level. On a quarterly basis, obtain a listing of all personnel who charged to an indirect JON for the preceding month. Determine if personnel who normally work on direct maintenance efforts are identified on the list. If any of the direct personnel charged over 10% of their available efforts to an indirect JON, determine why the indirect JON was used. Document the results. If the charges were inappropriate, document corrective actions taken to prevent a recurrence of the error.

Using the same listing, review the charges for personnel who potentially could have charged a direct effort, such as contract specialists, and identify their direct charges for the period. Determine if there were other opportunities for them to charge a direct JON.

RATINGS: GREEN 10% or less RED More than 10% without
adequate explanation

5.3.2.3 Metric Number 3, Indirect Charges Against Reimbursable Orders.

5.3.2.3.1 Activity Goal. The FMA is allowed to pass along all direct costs incurred in the completion of a reimbursable order. Those costs include materials, direct labor, and contracts or any other cost that must be incurred to complete the work requested. All indirect costs must be borne by the activity using direct mission funding. The indirect cost must be captured because in certain instances, such as performing work for private parties or foreign government, they must be recouped.

5.3.2.3.2 Activity Level. On a quarterly basis, randomly select five reimbursable orders which were completed during the period. Evaluate the cost that was charged to them to determine if any indirect costs were charged to the efforts. If as a result of the evaluation it is determined that indirect cost has been improperly charged to the reimbursable orders reviewed, document the control that failed and the actions taken to prevent future inappropriate charges against reimbursable orders.

Using the same five reimbursable orders, review the charges for personnel who would normally charge an indirect effort, such as administrative staff, and identify their direct charges for the period. Determine if those charges were appropriate. This test provides assurance that the direct charges reported are supportable.

RATINGS: GREEN 0 RED More than 0

5.3.3 Immediate Superior In Command Financial Management Assessments and Audits.

- a. Financial Management (FM) Program Assessment.

- (1) The ISIC **must** schedule and conduct a financial management program assessment periodically, but not less than annually of all assigned Regional Maintenance Centers (RMC) **or** FMAs. This assessment will review the following areas:
 - (a) Vertical audit of selected JONs.
 - 1 Material charges to those JONs.
 - 2 Contract charges to those JONs.
 - 3 Evaluate whether direct versus indirect cost charging training for personnel working on those JONs was conducted.
 - (b) Review selected FM records to determine that they are complete and retention is **per** regulations.
 - (2) Copies of the assessment reports will be provided to the RMC **or** FMA Maintenance Officer and the FMA Commanding Officer. Written responses will be provided by the FMA Commanding Officer if any significant findings or if findings of an unusual or serious nature were identified.
 - (3) Copies of the assessment reports will be forwarded to the ISIC Maintenance Officer, to include the FMA Commanding Officer's comments, if there are any significant findings or if findings of an unusual or serious nature are found requiring corrective action by the ISIC or higher authority.
- b. ISICs will conduct the following additional periodic audits:
- (1) Conduct periodic monitoring of RMC **or** FMA direct versus indirect cost charges related to controlled work and on all assigned ships during maintenance availabilities.
 - (2) Conduct monitoring of assigned FMAs direct versus indirect cost charges. This monitoring will include:
 - (a) Review of direct versus indirect cost charges procedures including practices related to opening and closing of maintenance efforts.
 - (b) Monitoring of direct versus indirect cost charges for progress work both on tended ships and in FMA work centers.

5.4 REPORTING AUDIT RESULTS AND CORRECTIVE ACTION.

5.4.1 Reporting Requirements for External Audits and Assessments.

- a. Audit Reports. Each finding should be a concise statement of the situation, complete to the extent that it will stand on its own as a summary of the condition. It should include the requirement for defined corrective action where discrepancies are identified. A discussion should generally be included to amplify the nature of the finding. If not included in the finding, identify positively what directives were violated. Audit findings will be reported using the format of Appendix D. Each finding will provide space for the command response to the recommended corrective action, which includes a root cause, immediate corrective action, permanent corrective action, and when returned to the originator, ensuring the single document provides the

complete record of the finding and actions taken. The ISIC cover letter forwarding the FM Audit Discrepancy forms (Appendix D) will include a summary of all areas where discrepancies were identified. When repeat findings are noted, the effectiveness of the corrective action taken in response to previous audits should be addressed. RMC or FMA will provide a report to the ISIC of completed corrective action, proposed corrective action and schedule of accomplishment within 60 days of receipt of the ISIC Official Audit Report. Those items determined to require immediate correction should be addressed on a case-by-case basis.

- b. ISIC, RMC or FMA Reports. Reports of audit or review should usually take the form of locally generated forms. It may be an existing form used in other monitoring programs. An FM Discrepancy Form (Appendix E) should be used to report deficiencies that require investigation and program evaluation.

5.4.2 Correcting Deficiencies in Job Order Numbers or Financial Records. When deficiencies are identified in Financial Records associated with certified (closed) CWPs or JONs corrective action is required. The action must focus on updating or correcting those records to reflect the correct data and be thoroughly documented to leave an adequate audit trail. The CWP and financial record **must** be annotated to associate the additional information to the document(s) as:

- a. An FM Discrepancy Form **must** be generated for each JON deficiency identified. Each FM Discrepancy Form **must** identify the deficiency, root cause and corrective action required or completed. The corrective action taken **must** clearly identify the overall impact on the financial records of the RMC or FMA and any customer records.
- b. Once all required actions are completed to revise or update the financial records, a copy of the completed FM Discrepancy Form and any additional documentation generated **must** be attached to the CWP and financial record such that it is clear that the record was revised or updated. The FM Discrepancy Form index log **must** be updated to indicate the action was completed.

5.4.3 Assessments, Evaluations and Audits. The FMAs' FMO will retain records of assessments and evaluation for the past 24 months (unless otherwise stated). The records will consist of:

- a. FM Discrepancy Form index log that has the document numbers, work center responsible to correct and estimated date corrective action is expected to be complete.
- b. Copy of all FM Discrepancy Forms that have been completed during the period.
- c. Copy of last higher authority assessment and the corrective action for all identified deficiencies.
- d. Last annual financial management program evaluation performed.

APPENDIX A

VERTICAL AUDITS

1. The function of a vertical audit is to determine if a single job (JON) or maintenance effort has been completed **per** the financial management requirements. It tracks the JON from inception to completion by evaluating the documentation associated with the job (labor, material, contract charges, etc.) against the financial records. The following steps are considered the minimum requirements to conduct an audit:
 - a. Assemble the documentation for the job being audited.
 - b. Assemble the references.
 - c. Assign auditors who are familiar with the job being audited. If the assigned auditors are not familiar with the area to be audited, provide sufficient training.
 - d. Develop (if not already existing) attribute sheets to be used during conduct of audit.
 - e. Assemble previous audit discrepancies, if applicable.
 - f. Brief and train auditors on the following:
 - (1) Purpose of vertical audit.
 - (2) Common discrepancies from previous audits.
 - (3) Audit attributes.
 - g. Conduct audit:
 - (1) Review procedure against the governing references and documentation to ensure they reflect what was supposed to be accomplished, if it was accomplished, and how it was accomplished.
 - (2) Review all documentation pertaining to financial records to ensure that they actually reflect that the job was charged correctly. Additionally, a check for accuracy and completeness of forms is required of the financial records and supporting documentation.
 - (3) All deficiencies noted, that require a more detailed investigation or program evaluation to identify root cause and permit effective and permanent corrective action, will be documented on a Financial Management Audit Discrepancy form (Appendix C), or FM Discrepancy Form (Appendix E), as appropriate, and presented to the activity being audited.
2. There is no specific formula for the successful completion of a vertical audit other than time and attention to detail. If properly performed, this audit provides an excellent method to assess the effectiveness of the financial management program regarding direct versus indirect costing process, since it provides small concise snap-shots of several areas of the entire program.

APPENDIX B

HORIZONTAL AUDITS

1. Horizontal Audit. These audits are conducted on only one specific area or aspect of the direct or indirect cost program (e.g., material charges or a specific category of labor on multiple JONs, administrative functions of the activity, etc.). These audits focus on the particular area and do not track a complete JON from inception to completion but rather track the funds expended across the activity for a specific function. This appendix provides guidelines for preparation and conduct of horizontal audits.
 - a. Assemble the source documents **and** references for the area being audited.
 - b. Assemble the documentation **and** records of area being audited.
 - c. Develop (if not already existing) attribute sheets **and** audit guide to be used during conduct of the audit. These attribute sheets will be posted to the Fleet Desk Guide web site (<https://www.portal.navy.mil/crmc/fdg>) for use by other commands and will initially focus on the standard processes.
 - d. Assemble previous audit findings (if applicable) for area being audited.
 - e. Assemble, brief and train auditors on the following:
 - (1) Purpose of audit.
 - (2) Audit attributes.
 - (3) Common discrepancies from previous audits (if applicable).
 - f. Conduct audit:
 - (1) Review area being audited using attribute sheets **and** audit guide.
 - (2) Review the organization's implementation and adherence to the source documents.
 - (3) Review the documentation used to certify that the organization is in compliance with the governing requirements.
 - (4) Document deficiencies which require investigation or program evaluation to determine root cause and permit effective and permanent corrective action on a Financial Management Audit Discrepancy form (Appendix C), or FM Discrepancy Form (Appendix E), as appropriate, and present it to the organization being audited.
2. If properly performed this type audit provides an excellent command-wide assessment of a specific area within the overall financial management program.

APPENDIX C
CHECKLIST FOR EVALUATING
DIRECT VERSUS INDIRECT COSTING

<i>Evaluation Step</i>	<i>Discrepancy Identified</i>	<i>Corrective Action Recommended</i>
1. Determine if all personnel have been trained on the identification of direct versus indirect costing.		
2. Evaluate charges placed against 5 randomly selected Job Order Numbers that were completed in the prior period.		
a. Determine if there are charges against the JON which should have been indirect.		
b. Determine if there were any charges against the JON by personnel who predominantly charge indirect JONs and evaluate the accuracy of those charges.		
3. Review the process used by the FMA to compute the monthly direct versus indirect percentage. Ensure that all expenditures were included in the computation.		
4. Randomly select 25 FMA personnel who should predominantly charge direct cost. Determine if any of those personnel charged over 10% of their available time to indirect efforts.		
a. If any of these personnel charged over 10% indirect, determine the reason.		
5. Obtain a listing of personnel who charged 100% of their efforts to an indirect JON. Select 20 personnel randomly and determine if there should have been an opportunity to charge some portion of their efforts to direct.		
6. Randomly select 5 reimbursable orders that were completed in the preceding period. Evaluate the charges against these orders to ensure that no indirect charges were applied.		

APPENDIX D

FINANCIAL MANAGEMENT AUDIT DISCREPANCY FORM

() CORRECTIVE ACTION REQUIRED

() REPEAT FINDING

ITEM:

AREA:

AUDITOR:

DISCUSSED WITH:

REFERENCE:

FINDING:

DISCUSSION:

RECOMMENDATION ADDRESSEE AND RECOMMENDED CORRECTIVE ACTIONS:

CORRECTIVE ACTIONS TAKEN:

A. ROOT CAUSE:

B. TEMPORARY CORRECTIVE ACTION (Designed to correct financial records.):

C. PERMANENT CORRECTIVE ACTION (Designed to prevent reoccurrence of condition.):

APPENDIX E
FINANCIAL MANAGEMENT DISCREPANCY FORM

1. JON REVIEWED		2. WC		3. DATE	
4. PART 1 - DISCREPANCY DESCRIPTION (IF ANY)					
5. REVIEWER'S SIGNATURE			6. WC SUPERVISOR SIGNATURE		
FINANCIAL MANAGEMENT RETAIN ORIGINAL AND FWD COPY TO DIVISION					
7. PART 2 - CORRECTIVE ACTION					
ROOT CAUSE:					
CORRECTIVE ACTION:					
8. ECD		9. DIVISION OFFICER (SIGNATURE)		DATE	
RETAIN COPY AND FWD COPY TO FINANCIAL MANAGEMENT OFFICER					
10. PART 3 - RE-INSPECTION AND AUDIT COMMENTS					
11. FINANCIAL MANAGEMENT OFFICER OR FINANCIAL MANAGEMENT SUPERVISOR (FMO OR FMS) (SIGNATURE)				DATE	
COPY TO: ORIGINAL - FINANCIAL MANAGEMENT DIVISION RECORD FILE					

FINANCIAL MANAGEMENT DISCREPANCY FORM INSTRUCTIONSSURVEILLANCE, MONITORING, AUDIT DISCREPANCY RECORD

PURPOSE: Provide a method or means of documenting and reporting discrepancies identified by reviewers during audits, evaluations and assessments of the financial management records process. The form also provides a means to document and monitor corrective actions taken by the FMA, Work Center or division. This form is intended for use in documenting the results of command evaluations, internal audits and inspections. When completed and maintained in an accurate, auditable fashion, the form provides a record of completed corrective action. This form can also be used to evaluate trends to improve overall financial management and reporting of FMA.

NOTE: A COPY OF ALL ASSOCIATED FM DISCREPANCY FORMS **MUST BE INCLUDED WITH THE FINAL CWP, ALONG WITH RECORD DEFICIENCIES FOUND IN A CLOSED CWP. FM RECORDS THAT REQUIRE CORRECTION MUST BE DOCUMENTED ON AN FM DISCREPANCY FORM. NO CHANGE TO THE CLOSED CWP OR FM RECORD IS PERMITTED EXCEPT AS CITED IN THIS NOTE. THE FM DISCREPANCY FORM SERIAL NUMBER WILL BE ANNOTATED TO CLEARLY INDICATE THE FORM WAS WRITTEN AFTER THE CWP OR FM RECORD WAS CLOSED AND CERTIFIED AND THAT ADDITIONAL OBJECTIVE EVIDENCE IS ASSOCIATED WITH THE CLOSED PACKAGE.**

NOTE: THE REPAIR OFFICER, RESPONSIBLE DEPARTMENT HEADS, DIVISION OFFICERS AND FINANCIAL MANAGEMENT OFFICER (FMO) MUST ENSURE THAT ALL FM DISCREPANCY FORMS ARE APPROPRIATELY PROCESSED TO ENSURE THE ACCURACY AND COMPLETENESS OF THE FINANCIAL RECORDS.

PROCEDURE: The numbered blocks in FM Discrepancy Form correspond with the instructions listed.

BLOCK 1 - JON REVIEWED

The Financial Management Supervisor (FMS) will enter the appropriate Job Order Number (JON) for the specific maintenance cost being reviewed. This allows the original submission to be compared with the validated charges.

BLOCK 2 - WORK CENTER (WC)

Person performing the review will enter the original WC responsible for the maintenance cost input.

BLOCK 3 - DATE

Person performing the review will enter the date the review was performed.

BLOCK 4 - DISCREPANCY DESCRIPTION

Person performing the review will enter a description of the discrepancy, if any are noted. Enter the CWP serial number if appropriate. If no discrepancies are noted, the details of the review should be included and note that no discrepancies were identified.

BLOCK 5 - **REVIEWER'S SIGNATURE**

The individual performing the review will sign, and legibly print, type or stamp his **or** her name.

BLOCK 6 - **WC SUPERVISOR SIGNATURE**

The WC Supervisor will sign, and legibly print, type or stamp his **or** her name signifying a review of and concurrence of the results of the review.

BLOCK 7 - **CORRECTIVE ACTION**

- a. **ROOT CAUSE:** If discrepancies are identified, the FMO, with the assistance of the Division Officer of the WC where the discrepancy was identified (Block 2), will identify and enter the root cause of the discrepancy. The root cause should address the control failure that allowed inaccurate data to be reported.
- b. **CORRECTIVE ACTION:** If discrepancies are identified, the FMO, with the assistance of the Division Officer of the WC where the discrepancy was identified, will enter a description of the corrective action that has been initiated to correct the erroneous data and address actions taken to prevent recurrence, including any process improvements and policy **or** procedural changes.

BLOCK 8 - **ECD**

If discrepancies are identified, the FMO, with the assistance of the Division Officer of the WC where the discrepancy was identified, will enter the Estimated Completion Date (ECD) of the corrective action identified in Block 7. The reviewer will follow-up to ensure the actions were effective.

BLOCK 9 - **DIVISION OFFICER **AND** DATE**

The Division Officer of the WC reviewed will enter signature and date, and legibly print, type or stamp his **or** her name after Blocks 7 and 8 are complete.

BLOCK 10 - **RE-INSPECTION **AND** AUDIT COMMENTS**

Upon completion of any required corrective actions or reaching the ECD of Block 8, the FMO or an FMS designated by the FMO and the individual who performed the review, should perform a re-inspection audit and enter the re-inspection results and any additional comments. This **must** include a positive statement regarding effectiveness of the corrective action. The re-inspection audit will pay special attention to actions taken to prevent a reoccurrence of the problem.

BLOCK 11 - **FINANCIAL MANAGEMENT OFFICER (FMO) **OR** FINANCIAL MANAGEMENT SUPERVISOR (FMS) SIGNATURE**

The FMO or FMS will enter signature and date, and legibly print, type or stamp his **or** her name indicating acceptance of the actions taken and the results of those actions identified in Block 10. This will indicate that the actions are complete and the FM Discrepancy Form is closed.

COPY TO:

The appropriate WC will be identified to receive a copy of the completed **or** closed form.

NOTE: AFTER ALL SECTIONS OF THE FORM HAVE BEEN COMPLETED AND THE ACTIONS COMPLETE, ALL PREVIOUS COPIES OF THE FORM MAY BE DISCARDED AND THE FINAL COMPLETED OR CLOSED FORM RETAINED.