

Boy Jesus in the Temple (Luke 2:41-52) Sunday School Lesson

 ministry-to-children.com/boy-jesus-in-the-temple

January 21, 2015

This lesson was created to teach an inductive style lesson to older students. Reading the Scripture passage and interacting with what is written, the students will discover that when Jesus is in the temple at age 12 He showed that He was God's Son who came to do God's will.

Bible Passage: Luke 2:41-52

Bible Story Title: Boy Jesus in the Temple

Target Age Group: Ages 9-11 (3rd-5th Grade U.S.A.)

Target Time Frame: 60 Minutes

Original Teaching Context: Sunday School

Supply List: Bibles, copy of Jewish Feasts poster, activity sheets, pens/markers

Learning Goal: Students will learn that when Jesus was in the temple at age 12 He was showing He is God's Son who came to do God's will.

Learning Activity #1: [Jewish Feasts](#) Allow students to use the chart and discover how Jesus fulfills the Jewish Feasts.

Learning Activity #2: Activity Sheets

[Coloring Page: Boy Jesus in the Temple](#)

Test: Review Questions

Memory Verse: John 1:14 And the Word became flesh and dwelt among us, and we have seen His glory, glory as of the only Son from the Father, full of grace and truth.

Bible Lesson: Boy Jesus in the Temple

In the Old Testament there are many prophecies that spoke about God's promised Savior (Messiah). In the past few weeks we have seen God's Words fulfilled exactly how He said it would happen when we studied the Birth of Christ. When Mary and Joseph obeyed God's law by dedicating Jesus at the temple when He was only 8 days old, Simeon and Anna recognized that He was the Messiah that God had promised.

Today we are going to study another event in the Lord Jesus' life when He was young. The Bible isn't filled with stories of Jesus' childhood. God has given us only a limited view of Jesus before He began His ministry as the Son of God. What God does reveal to us teaches

us that Jesus IS God's Son who came to do God's will.

Turn to Luke 2:41. **Let's read Luke 2:41-42.** When we read 'His parents', who are they? (Mary and Joseph) Where did they go? (Jerusalem) How often did they go? (Every year) When did they go? (During the Feast of Passover)

Mary and Joseph were obedient to God's laws and raised His Son Jesus in a home honoring God's laws. God's law required that Jewish men travel to Jerusalem 3 times a year to celebrate the Feast of Unleavened Bread, Feast of Weeks and the Feast of Booths. (Deuteronomy 6:16)

(If students looked at the Jewish Feast chart allow them to share what they discovered about the Passover feast.) The feast of Passover was a yearly reminder of how God rescued His people from Egyptian slavery. All who wanted to be safe from the death angel killed a lamb and put his blood on their door posts. When the angel saw the blood the people inside the house were safe from destruction.

In this passage of Scripture Jesus is only 12 years old. One day He would be the Lamb who was slain to take away the sins of the world. (John 1:29)

Read Luke 2:43-47. When Mary and Joseph traveled home how long did it take for them to realize Jesus was not with them? (A day's journey) How long did they look for him? (3 days) Where did they find Jesus? (In the temple) What was Jesus doing? (Sitting among the teachers, listening to them, and asking questions) How did those who heard Jesus react? (They were amazed at His answers)

Jesus is fully God and fully man. When He took on flesh (became like us) and lived among us, He grew and learned like we do. (Jesus grew, but did he learn? He didn't start out from infancy with all knowledge — he had "emptied himself" of omniscience when he became a man (Philippians 2:7). http://www.jesuswalk.com/lessons/2_39-52.htm

Read Luke 2:48-52. How did Mary respond to Jesus when she and Joseph found Him in the temple? (She asked why have you treated us like this? We have been searching for You in great distress) How did Jesus answer Mary's question? (Why were you looking for Me? Did you not know that I must be in My Father's house?)

Mary and Joseph did not understand Jesus' answer. He left with them and returned to Nazareth and was obedient to His earthly parents. He continued to increase in wisdom, years and in favor with God and man.

With only the birth of Christ, His dedication and His visit to the temple at 12 as the only recorded events of His childhood, God reveals that Jesus is His Son who came to do His Will.

Why is it important to know that Jesus is God's Son who came to do His will?

Believing Jesus is God is the only way to be saved from our sins and have eternal salvation. (John 3:16, 36; 1 John 5:1-5) If Jesus was not God He would have been born just like every other human, with sin. He would not be able to be a perfect sacrifice and unable to cleanse us from all our sins.

Today may be the day that you fully understand that you are a sinner who is separated from God. The punishment for your sins against God is death (Romans 6:23) being separated from Him forever. God loves you so much that He sent His only Son Jesus into this world as a baby. He lived a life without sin and died on the cross for all sins. He was buried and God raised Him to life 3 days later. All who put their faith in Jesus are forgiven from all their sins and are given the gift of eternal life. If you have questions about how to become a believer in Christ please speak to us.

If you are a believer are you growing in your understanding of God and living a life that pleases Him? Jesus grew in wisdom and understanding by knowing and obeying God's Word. That is exactly how you and I grow as His followers.

Close in prayer.

Application Questions:

(Application questions help students think about how the Bible relates to them. Discussing application questions in a safe setting also provides accountability and enables the teacher to pray for the students. Depending on size of your class you can divide the class up to work on one question and share their responses as a group.)

1. How is your attitude like/unlike Jesus when you hear God's Word taught?
2. What are you doing to grow in wisdom of God's Word?
3. How can your growing understanding of God's Word help you in your daily life?
4. Who can you share the Good News with this week?

And he said to them, "Why were you looking for me? Did you not know that I must be in my Father's house? Luke 2:49



Don't Miss Jesus

Bible Craft Ideas from Luke 2:41-52



Craft Ideas for the Boy Jesus in the Temple

The only story we seem to get in the Bible describing the childhood life of Jesus is an interesting one. It would seem that Mary and Joseph “lost” their son, but Jesus was right where He knew He should be. In this passage, we note how

Jesus knew that He was God’s Son, although He was growing as a human, as well. This might be tough to understand—it was for Joseph and Mary, too! Children can take away from these verses the importance of following God and also obeying Earthly parents. It’s also significant to note that we don’t have to “search” for Jesus. He’s with us always! A scroll craft reminds students of temple readings, and of how parents and God can both be cherished. A maze recounts the story of looking for Jesus through the busy streets.

Bible Verses or Craft Captions to Consider... (Luke 2:41-52)

And Jesus increased in wisdom and in stature and in favor with God and man. -Luke 2:52

49 And he said to them, “Why were you looking for me? Did you not know that I must be in my Father’s house?”50 And they did not understand the saying that he spoke to them. -Luke 2:49-50

Keep seeking HIM...follow Jesus!

Keep JESUS in the center!

Don't miss Jesus!

I follow God by..... / I follow my parents by.....

More Teaching Ideas:

- Watch the teaching demonstration of this [children’s sermon](#) and related [Bible crafts](#)
- Compare our full [Sunday School](#) and [Bible Lesson about boy Jesus visiting the temple](#)
- See all our [Christmas lesson ideas](#) and [Sunday School Curriculum](#)

Craft one: "Serve Man and God Scroll"

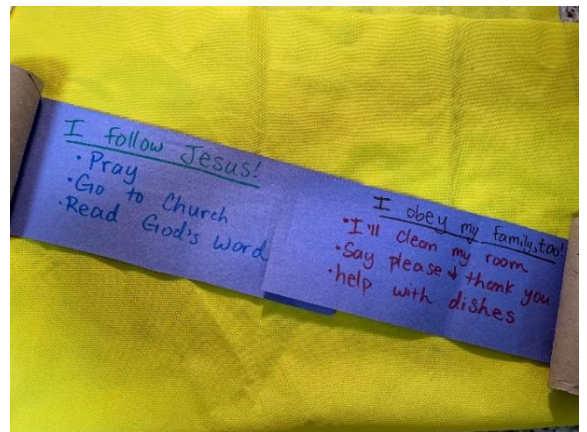
You will need:

- Paper towel or toilet paper tubes
- Scissors
- Markers and/or crayons
- Construction paper or cardstock
- Stickers and decorations
- Glue, stapler, or tape



Procedure:



1. Cut the paper towel tube, or use two toilet paper tubes.
2. Assemble a long thin strip of paper to stretch between the tubes. Tape or staple together as necessary.
3. On one side of the paper, list methods of obeying and following God's rules. On the other, write ideas for obeying parents and authority.
4. Attach the papers to the tubes. Roll and tie as desired.
5. Add extra decorations, if wished. Read the "scroll" to recount ways to serve God and man, as Jesus did!



Craft Two: "Keep Jesus at the Center Maze"

You will need:

- Markers/crayons
- Construction paper or card stock
- Decorations (stickers, etc.)
- Scissors
- Captions/verses
- Straws or popsicle sticks
- Tape or glue
- Shoebox lid or cardboard
- Small ball or marble (optional)



Procedure:

1. Design a maze structure on paper or cardboard, choosing a centralized location or point to point structure. Place a cross as the center or goal to reach.
2. Glue or tape sticks or straws to make the maze 3-dimensional.
3. Add verses or captions as desired.
4. If developing the 3-D box, roll a marble or ball through the "walls."
5. If maze design is on paper, use a pencil to work through the maze.



Thank you for downloading these free materials. Our team is grateful for your trust and pray that God will bless your ministry.

This resource was prepared by [Kristin Schmidt](#) (pictured right). She serves at the Epiphany Lutheran Church in Castle Rock, CO. She has shared her teaching gifts through *Ministry-To-Children* since 2014 and now serves as our lead curriculum writer.



Every week she writes new [Sunday School lessons](#), [Bible crafts](#), and [children's sermons](#).

Kristin has a professional background in elementary and pre-school education. A graduate of Biola University, she holds a Master of Education and will receive the Master of Theology degree from Concordia University, Irvine, California, in May 2020. Kristin grew up in southern California and lived the past 10 years in Georgia. She is a long-distance runner and voracious reader.

My name is Tony Kummer (pictured below). I started Ministry-To-Children.com in 2007 as a free resource for anyone sharing Jesus with kids. It is my personal honor to share these resources with churches around the world.



[Reader donations](#) and your support at [The Sunday School Store](#) fund these free materials. Please keep us in mind when you are choosing your next children's ministry curriculum.

If you enjoy our material, be sure to [sign-up for my free email newsletter](#) called "Sunday School Works!" Every Tuesday, I send the latest new lessons, crafts, and coloring pages in print-friendly format to make your lesson planning easy.

May God continue to bless your ministry!

Tony Kummer