



Georgia Department of Education

Richard Woods, Georgia's School Superintendent
"Educating Georgia's Future"

SOCIAL STUDIES


Georgia

Standards of Excellence (GSE)

Kindergarten – Grade 12

Table of Contents

ELEMENTARY.....	3
Kindergarten Foundations of America.....	4
First Grade Our American Heritage.....	9
Second Grade Georgia, My State.....	13
Third Grade United States History Year 1: American Indian Cultures through Colonization	17
Fourth Grade United States History Year 2: Revolution to Reconstruction	22
Fifth Grade United States History Year 3: Industrialization to the Digital Age	28
MIDDLE SCHOOL	34
Sixth Grade Latin America, the Caribbean and Canada, Europe, and Australia	35
Seventh Grade Africa, Southwest Asia (Middle East), Southern and Eastern Asia	46
Eighth Grade Georgia Studies	58
HIGH SCHOOL.....	68
American Government/Civics.....	69
Economics.....	80
Personal Financial Literacy.....	92
Psychology	103
Sociology	114
United States History	123
World Geography.....	136
World History	146



SOCIAL STUDIES

Georgia Standards of Excellence (GSE)

ELEMENTARY

Kindergarten – Grade 5

Kindergarten

Foundations of America

In kindergarten, students begin to understand the foundations of the social studies strands: history, geography, government, and economics. Students begin their introduction to United States history through the study of important American holidays and symbols. Basic concepts of geography are presented. Civics provides students with an introduction to rules and character traits of good citizens. Basic economic concepts are also introduced.

Historical Understandings

SSKH1 Identify the national holidays and describe the people and/or events celebrated.

- a. Christmas
- b. Columbus Day
- c. Independence Day
- d. Labor Day
- e. Martin Luther King, Jr. Day
- f. Memorial Day
- g. New Year's Day
- h. Presidents Day (George Washington, Abraham Lincoln, and the current president)
- i. Thanksgiving Day
- j. Veterans Day

SSKH2 Identify the following American symbols:

- a. The national and state flags (United States and Georgia flags)
- b. Pledge of Allegiance
- c. Star Spangled Banner (identify as the national anthem)
- d. The bald eagle
- e. The Statue of Liberty
- f. Lincoln Memorial (identify image and associate with Abraham Lincoln and Presidents Day)
- g. Washington Monument (identify image and associate with George Washington and Presidents Day)
- h. White House (identify image and associate with Presidents Day and the current president)

Social Studies Georgia Standards of Excellence

SSKH3 Correctly use words and phrases related to chronology and time. (Note: These elements should be integrated into discussions about historical events and figures.)

- a. Now, long ago
- b. Before, after
- c. Today, tomorrow, yesterday
- d. First, last, next
- e. Day, week, month, year
- f. Past, present, future

Geographic Understandings

SSKG1 Describe the diversity of American culture by explaining the customs and celebrations of various families and communities.

SSKG2 Explain that a map is a drawing of a place and a globe is a model of Earth.

- a. Differentiate land and water features on simple maps and globes.
- b. Explain that maps and globes show a view from above.
- c. Explain that maps and globes show features in a smaller size.

SSKG3 State the street address, city, state, and country in which the student lives.

Government/Civic Understandings

SSKCG1 Demonstrate an understanding of good citizenship.

- a. Explain how rules are made and why.
- b. Explain why rules should be followed.

SSKCG2 Describe examples of positive character traits exhibited by good citizens such as honesty, patriotism, courtesy, respect, pride, and self-control.

Economic Understandings

SSKE1 Describe the work that people do such as: police officer, fire fighter, soldier, mail carrier, farmer, doctor, teacher, etc.

SSKE2 Explain that people earn income by working.

Social Studies Georgia Standards of Excellence

SSKE3 Explain how money is used to purchase goods and services.

- a. Distinguish goods from services.
- b. Identify that U.S. coins and dollar bills (paper money) are used as currency.

SSKE4 Explain that people must make choices because they cannot have everything they want.

Social Studies Georgia Standards of Excellence

Map and Globe Skills

GOAL: The student will use maps to retrieve social studies information.

I: indicates when a skill is introduced in the standards and elements as part of the content

D: indicates grade levels where the teacher must develop that skill using the appropriate content

M: indicates grade level by which student should achieve mastery, the ability to use the skill in all situations

A: indicates grade levels where students will continue to apply and improve mastered skills

Map and Globe Skills	K	1	2	3	4	5	6	7	8	9-12
1. use a compass rose to identify cardinal directions	I	M	A	A	A	A	A	A	A	A
2. use intermediate directions		I	M	A	A	A	A	A	A	A
3. use a letter/number grid system to determine location			I	M	A	A	A	A	A	A
4. compare and contrast the categories of natural, cultural, and political features found on maps			I	M	A	A	A	A	A	A
5. use graphic scales to determine distances on a map					I	M	A	A	A	A
6. use map key/legend to acquire information from historical, physical, political, resource, product, and economic maps			I	D	M	A	A	A	A	A
7. use a map to explain impact of geography on historical and current events		I	D	D	M	A	A	A	A	A
8. draw conclusions and make generalizations based on information from maps				I	M	A	A	A	A	A
9. use latitude and longitude to determine location				I	D	D	D	M	A	A
10. compare maps of the same place at different points in time and from different perspectives to determine changes, identify trends, and generalize about human activities					I	M	A	A	A	A
11. compare maps with data sets (charts, tables, graphs) and /or readings to draw conclusions and make generalizations					I	M	A	A	A	A
12. use geographic technology and software to determine changes, identify trends, and generalize about human activities										I

Social Studies Georgia Standards of Excellence

Information Processing Skills

GOAL: The student will be able to locate, analyze, and synthesize information related to social studies topics and apply this information to solve problems/make decisions.

I: indicates when a skill is introduced in the standards and elements as part of the content

D: indicates grade levels where the teacher must develop that skill using the appropriate content

M: indicates grade level by which student should achieve mastery, the ability to use the skill in all situations

A: indicates grade levels where students will continue to apply and improve mastered skills

Information Processing Skills	K	1	2	3	4	5	6	7	8	9-12
1. compare similarities and differences	I	D	M	A	A	A	A	A	A	A
2. organize items chronologically	I	D	D	M	A	A	A	A	A	A
3. identify issues and/or problems and alternative solutions	I	D	D	D	D	M	A	A	A	A
4. distinguish between fact and opinion		I	D	M	A	A	A	A	A	A
5. identify main idea, detail, sequence of events, and cause and effect in a social studies context		I	D	D	M	A	A	A	A	A
6. identify and use primary and secondary sources		I	D	D	M	A	A	A	A	A
7. interpret timelines, charts, and tables		I	D	D	M	A	A	A	A	A
8. identify social studies reference resources to use for a specific purpose			I	M	A	A	A	A	A	A
9. construct charts and tables			I	M	A	A	A	A	A	A
10. analyze artifacts			I	D	D	M	A	A	A	A
11. draw conclusions and make generalizations				I	M	A	A	A	A	A
12. analyze graphs and diagrams				I	D	M	A	A	A	A
13. translate dates into centuries, eras, or ages				I	D	M	A	A	A	A
14. formulate appropriate research questions					I	M	A	A	A	A
15. determine adequacy and/or relevancy of information					I	M	A	A	A	A
16. check for consistency of information					I	M	A	A	A	A
17. interpret political cartoons					I	D	D	D	M	A

First Grade

Our American Heritage

In the first grade, students continue their introduction to United States history through the study of selected historical figures. In the history strand, students study the important contributions each historical person made. In the geography strand, students learn about where these historical people lived and explore important basic geographic concepts. The civics strand provides a study of the positive character traits exhibited by these important historical figures. The economics strand continues the introduction of basic economic concepts.

Historical Understandings

SS1H1 Read about and describe the life of historical figures in American history.

- a. Identify the contributions made by these figures: Benjamin Franklin (inventor/author/statesman), Thomas Jefferson (Declaration of Independence), Meriwether Lewis and William Clark with Sacagawea (exploration), Theodore Roosevelt (National Parks and the environment), George Washington Carver (science), and Ruby Bridges (civil rights).
- b. Describe how everyday life of these historical figures is similar to and different from everyday life in the present (for example: food, clothing, homes, transportation, communication, recreation, etc.).

Geographic Understandings

SS1G1 Describe how each historic figure in SS1H1a was influenced by his or her time and place.

- a. American colonies (Benjamin Franklin and Thomas Jefferson)
- b. American frontier (Lewis & Clark and Sacagawea)
- c. National Parks (Theodore Roosevelt)
- d. Southern U.S. (George Washington Carver and Ruby Bridges)

SS1G2 Identify and locate the student's city, county, state, nation (country), and continent on a simple map or a globe.

SS1G3 Locate major topographical features of the earth's surface.

- a. Locate all of the continents: North America, South America, Africa, Europe, Asia, Antarctica, and Australia.
- b. Locate the major oceans: Arctic, Atlantic, Pacific, and Indian Ocean.
- c. Identify and describe landforms (mountains, deserts, valleys, and coasts).

Social Studies Georgia Standards of Excellence

Government/Civic Understandings

SS1CG1 Describe how the historical figures in SS1H1a display positive character traits such as: fairness, respect for others, respect for the environment, courage, equality, tolerance, perseverance, and commitment.

SS1CG2 Explore the concept of patriotism through the words in the songs *America (My Country 'Tis of Thee)* and *America the Beautiful* (for example: brotherhood, liberty, freedom, pride, etc.).

Economic Understandings

SS1E1 Identify goods that people make and services that people provide for each other.

SS1E2 Explain that scarcity is when unlimited wants are greater than limited resources.

SS1E3 Describe how people are both producers and consumers.

SS1E4 Explain that people earn income by working and that they must make choices about how much to save and spend.

Social Studies Georgia Standards of Excellence

Map and Globe Skills

GOAL: The student will use maps to retrieve social studies information.

I: indicates when a skill is introduced in the standards and elements as part of the content

D: indicates grade levels where the teacher must develop that skill using the appropriate content

M: indicates grade level by which student should achieve mastery, the ability to use the skill in all situations

A: indicates grade levels where students will continue to apply and improve mastered skills

Map and Globe Skills	K	1	2	3	4	5	6	7	8	9-12
1. use a compass rose to identify cardinal directions	I	M	A	A	A	A	A	A	A	A
2. use intermediate directions		I	M	A	A	A	A	A	A	A
3. use a letter/number grid system to determine location			I	M	A	A	A	A	A	A
4. compare and contrast the categories of natural, cultural, and political features found on maps			I	M	A	A	A	A	A	A
5. use graphic scales to determine distances on a map					I	M	A	A	A	A
6. use map key/legend to acquire information from historical, physical, political, resource, product, and economic maps			I	D	M	A	A	A	A	A
7. use a map to explain impact of geography on historical and current events		I	D	D	M	A	A	A	A	A
8. draw conclusions and make generalizations based on information from maps				I	M	A	A	A	A	A
9. use latitude and longitude to determine location				I	D	D	D	M	A	A
10. compare maps of the same place at different points in time and from different perspectives to determine changes, identify trends, and generalize about human activities					I	M	A	A	A	A
11. compare maps with data sets (charts, tables, graphs) and /or readings to draw conclusions and make generalizations					I	M	A	A	A	A
12. use geographic technology and software to determine changes, identify trends, and generalize about human activities										I

Social Studies Georgia Standards of Excellence

Information Processing Skills

GOAL: The student will be able to locate, analyze, and synthesize information related to social studies topics and apply this information to solve problems/make decisions.

I: indicates when a skill is introduced in the standards and elements as part of the content

D: indicates grade levels where the teacher must develop that skill using the appropriate content

M: indicates grade level by which student should achieve mastery, the ability to use the skill in all situations

A: indicates grade levels where students will continue to apply and improve mastered skills

Information Processing Skills	K	1	2	3	4	5	6	7	8	9-12
1. compare similarities and differences	I	D	M	A	A	A	A	A	A	A
2. organize items chronologically	I	D	D	M	A	A	A	A	A	A
3. identify issues and/or problems and alternative solutions	I	D	D	D	D	M	A	A	A	A
4. distinguish between fact and opinion		I	D	M	A	A	A	A	A	A
5. identify main idea, detail, sequence of events, and cause and effect in a social studies context		I	D	D	M	A	A	A	A	A
6. identify and use primary and secondary sources		I	D	D	M	A	A	A	A	A
7. interpret timelines, charts, and tables		I	D	D	M	A	A	A	A	A
8. identify social studies reference resources to use for a specific purpose			I	M	A	A	A	A	A	A
9. construct charts and tables			I	M	A	A	A	A	A	A
10. analyze artifacts			I	D	D	M	A	A	A	A
11. draw conclusions and make generalizations				I	M	A	A	A	A	A
12. analyze graphs and diagrams				I	D	M	A	A	A	A
13. translate dates into centuries, eras, or ages				I	D	M	A	A	A	A
14. formulate appropriate research questions					I	M	A	A	A	A
15. determine adequacy and/or relevancy of information					I	M	A	A	A	A
16. check for consistency of information					I	M	A	A	A	A
17. interpret political cartoons					I	D	D	D	M	A

Second Grade

Georgia, My State

In second grade, the various social studies strands become interwoven with the historical strand. The history strand focuses on important historical figures in Georgia and the Creek and Cherokee cultures in Georgia. The geography strand emphasizes the geography of Georgia and relates to the historical study. In addition to the positive character traits of the individuals and groups in the historical strand, the basic concept of government is also introduced. Basic economics concepts continue to be introduced.

Historical Understandings

SS2H1 Describe the lives and contributions of historical figures in Georgia history.

- a. James Oglethorpe, Tomochichi, and Mary Musgrove (founding of Georgia)
- b. Sequoyah (development of a Cherokee alphabet)
- c. Jackie Robinson (sportsmanship and civil rights)
- d. Martin Luther King, Jr. (civil rights)
- e. Juliette Gordon Low (Girl Scouts and leadership)
- f. Jimmy Carter (leadership and human rights)

SS2H2 Describe the Georgia Creek and Cherokee cultures of the past in terms of tools, clothing, homes, ways of making a living, and accomplishments.

- a. Compare and contrast the Georgia Creek and Cherokee cultures of the past to those of Georgians today.

Geographic Understandings

SS2G1 Locate and compare major topographical features of Georgia and describe how these features define Georgia's surface.

- a. Locate and compare the geographic regions of Georgia: Blue Ridge, Piedmont, Coastal Plain, Ridge and Valley, and Appalachian Plateau.
- b. Locate on a physical map the major rivers: Savannah, Flint, and Chattahoochee.

Social Studies Georgia Standards of Excellence

SS2G2 Describe the cultural and geographic systems associated with the historical figures in SS2H1 and Georgia’s Creek and Cherokee in SS2H2.

- a. Identify specific locations significant to the life and times of each historic figure, and the Creek and Cherokee, on a political or physical map.
- b. Describe how each historic figure and the Creek and Cherokee adapted to and were influenced by their environments.
- c. Describe how the region in which these historic figures lived affected their lives and compare these regions to the region in which students live.
- d. Describe the regions in Georgia where the Creek and Cherokee lived and how the people used their local resources.

Government/Civic Understandings

SS2CG1 Define the concept of government and the need for rules and laws.

SS2CG2 Identify the following elected officials of the executive branch and where they work:

- a. President (leader of our nation) and Washington, D.C. – White House
- b. Governor (leader of our state) and Atlanta, GA – State Capitol Building
- c. Mayor (leader of a city) and city hall

SS2CG3 Give examples of how the historical figures in SS2H1 demonstrate positive citizenship traits such as: honesty, dependability, trustworthiness, honor, civility, good sportsmanship, patience, and compassion.

Economic Understandings

SS2E1 Explain that because of scarcity, people must make choices that result in opportunity costs.

SS2E2 Identify some ways in which goods and services are allocated (such as: price, majority rule, contests, force, sharing, lottery, authority, first-come-first-served, and personal characteristics).

SS2E3 Explain that people usually use money to obtain the goods and services they want and explain how money makes trade easier than barter.

SS2E4 Describe the costs and benefits of personal saving and spending choices.

Social Studies Georgia Standards of Excellence

Map and Globe Skills

GOAL: The student will use maps to retrieve social studies information.

I: indicates when a skill is introduced in the standards and elements as part of the content

D: indicates grade levels where the teacher must develop that skill using the appropriate content

M: indicates grade level by which student should achieve mastery, the ability to use the skill in all situations

A: indicates grade levels where students will continue to apply and improve mastered skills

Map and Globe Skills	K	1	2	3	4	5	6	7	8	9-12
1. use a compass rose to identify cardinal directions	I	M	A	A	A	A	A	A	A	A
2. use intermediate directions		I	M	A	A	A	A	A	A	A
3. use a letter/number grid system to determine location			I	M	A	A	A	A	A	A
4. compare and contrast the categories of natural, cultural, and political features found on maps			I	M	A	A	A	A	A	A
5. use graphic scales to determine distances on a map					I	M	A	A	A	A
6. use map key/legend to acquire information from historical, physical, political, resource, product, and economic maps			I	D	M	A	A	A	A	A
7. use a map to explain impact of geography on historical and current events		I	D	D	M	A	A	A	A	A
8. draw conclusions and make generalizations based on information from maps				I	M	A	A	A	A	A
9. use latitude and longitude to determine location				I	D	D	D	M	A	A
10. compare maps of the same place at different points in time and from different perspectives to determine changes, identify trends, and generalize about human activities					I	M	A	A	A	A
11. compare maps with data sets (charts, tables, graphs) and /or readings to draw conclusions and make generalizations					I	M	A	A	A	A
12. use geographic technology and software to determine changes, identify trends, and generalize about human activities										I

Social Studies Georgia Standards of Excellence

Information Processing Skills

GOAL: The student will be able to locate, analyze, and synthesize information related to social studies topics and apply this information to solve problems/make decisions.

I: indicates when a skill is introduced in the standards and elements as part of the content

D: indicates grade levels where the teacher must develop that skill using the appropriate content

M: indicates grade level by which student should achieve mastery, the ability to use the skill in all situations

A: indicates grade levels where students will continue to apply and improve mastered skills

Information Processing Skills	K	1	2	3	4	5	6	7	8	9-12
1. compare similarities and differences	I	D	M	A	A	A	A	A	A	A
2. organize items chronologically	I	D	D	M	A	A	A	A	A	A
3. identify issues and/or problems and alternative solutions	I	D	D	D	D	M	A	A	A	A
4. distinguish between fact and opinion		I	D	M	A	A	A	A	A	A
5. identify main idea, detail, sequence of events, and cause and effect in a social studies context		I	D	D	M	A	A	A	A	A
6. identify and use primary and secondary sources		I	D	D	M	A	A	A	A	A
7. interpret timelines, charts, and tables		I	D	D	M	A	A	A	A	A
8. identify social studies reference resources to use for a specific purpose			I	M	A	A	A	A	A	A
9. construct charts and tables			I	M	A	A	A	A	A	A
10. analyze artifacts			I	D	D	M	A	A	A	A
11. draw conclusions and make generalizations				I	M	A	A	A	A	A
12. analyze graphs and diagrams				I	D	M	A	A	A	A
13. translate dates into centuries, eras, or ages				I	D	M	A	A	A	A
14. formulate appropriate research questions					I	M	A	A	A	A
15. determine adequacy and/or relevancy of information					I	M	A	A	A	A
16. check for consistency of information					I	M	A	A	A	A
17. interpret political cartoons					I	D	D	D	M	A

Third Grade
United States History
Year 1: American Indian Cultures through Colonization

In third grade, students begin a three-year study of United States history in which all four strands (history, geography, civics/government, and economics) are integrated. Students learn about American Indian cultures and the exploration and colonization of North America. The geography strand emphasizes the influence of geography on early U.S. history. In the civics/government strand, students learn about the elements of our representative democracy and their rights and responsibilities as good citizens. Students will extend and apply their understanding of basic economic concepts.

Historical Understandings

SS3H1 Describe early American Indian cultures and their development in North America.

- a. Locate the regions where American Indians settled in North America: Arctic, Northwest Southwest, Plains, Northeast, and Southeast.
- b. Compare and contrast how American Indians in each region used their environment to obtain food, clothing, and shelter.
- c. Discuss how American Indians continue to contribute to American life (e.g., arts, literature).

SS3H2 Describe European exploration in North America.

- a. Describe the reasons for and obstacles to the exploration of North America.
- b. Describe the accomplishments of: John Cabot (England), Vasco Núñez de Balboa (Spain), Hernando de Soto (Spain), Christopher Columbus (Spain), Henry Hudson (The Netherlands), and Jacques Cartier (France).
- c. Describe examples of cooperation and conflict between European explorers and American Indians.

SS3H3 Explain the factors that shaped British Colonial America.

- a. Identify key reasons why the New England, Mid-Atlantic, and Southern colonies were founded (religious freedom and profit).
- b. Compare and contrast colonial life in the New England, Mid-Atlantic, and Southern colonies (education, economy, and religion).
- c. Describe colonial life in America from the perspectives of various people: large landowners, farmers, artisans, women, children, indentured servants, slaves, and American Indians.

Social Studies Georgia Standards of Excellence

Geographic Understandings

SS3G1 Locate major topographical features on a physical map of the United States.

- a. Locate major rivers of the United States of America: Mississippi, Ohio, Rio Grande, Colorado, Hudson, and St. Lawrence.
- b. Locate major mountain ranges of the United States of America: Appalachian, Rocky.

SS3G2 Locate and describe the equator, prime meridian, and lines of latitude and longitude on a globe.

SS3G3 Describe how physical systems affect human systems.

- a. Explain why American Indian groups occupied the areas they did (SS3H1a), with emphasis on why some developed permanent villages and others did not.
- b. Describe how the early explorers (SS3H2a) adapted, or failed to adapt, to the various physical environments in which they traveled.
- c. Explain how the physical geography of the New England, Mid-Atlantic, and Southern colonies helped determine economic activities.

Government/Civic Understandings

SS3CG1 Describe the elements of representative democracy/republic in the United States.

- a. Describe the three branches of national government: executive (president), legislative (Congress), and judicial (Supreme Court of the United States).
- b. Describe the three branches of state government: executive (governor), legislative (Georgia General Assembly), and judicial (Supreme Court of Georgia).
- c. State the main responsibility of each branch: executive (enforcing laws), legislative (making laws), judicial (determining if laws are fair).

SS3CG2 Explain the importance of Americans sharing certain central democratic beliefs and principles, both personal and civic.

- a. Explain the necessity of respecting the rights of others and promoting the common good.
- b. Explain the necessity of obeying reasonable laws/rules voluntarily, and explain why it is important for citizens in a democratic society to participate in public (civic) life (staying informed, voting, volunteering, and communicating with public officials).

Social Studies Georgia Standards of Excellence

Economic Understandings

SS3E1 Define and give examples of the four types of productive resources.

- a. Natural (land)
- b. Human (labor)
- c. Capital (capital goods)
- d. Entrepreneurship (risk-taking and combining natural, human, and capital resources in an attempt to make a profit)

SS3E2 Explain that governments provide certain types of goods and services in a market economy (schools, libraries, roads, police/fire protection, and military) and pay for these through taxes.

SS3E3 Give examples of interdependence and trade and explain the benefits of voluntary exchange.

- a. Describe the interdependence of consumers and producers.
- b. Describe how goods and services are allocated by price in the marketplace.
- c. Explain that some goods are made locally, some elsewhere in the country, and some in other countries.
- d. Explain that most countries create their own currency for use as money.

SS3E4 Explain the concept of opportunity cost as it relates to making a saving or spending choice.

Social Studies Georgia Standards of Excellence

Map and Globe Skills

GOAL: The student will use maps to retrieve social studies information.

I: indicates when a skill is introduced in the standards and elements as part of the content

D: indicates grade levels where the teacher must develop that skill using the appropriate content

M: indicates grade level by which student should achieve mastery, the ability to use the skill in all situations

A: indicates grade levels where students will continue to apply and improve mastered skills

Map and Globe Skills	K	1	2	3	4	5	6	7	8	9-12
1. use a compass rose to identify cardinal directions	I	M	A	A	A	A	A	A	A	A
2. use intermediate directions		I	M	A	A	A	A	A	A	A
3. use a letter/number grid system to determine location			I	M	A	A	A	A	A	A
4. compare and contrast the categories of natural, cultural, and political features found on maps			I	M	A	A	A	A	A	A
5. use graphic scales to determine distances on a map					I	M	A	A	A	A
6. use map key/legend to acquire information from historical, physical, political, resource, product, and economic maps			I	D	M	A	A	A	A	A
7. use a map to explain impact of geography on historical and current events		I	D	D	M	A	A	A	A	A
8. draw conclusions and make generalizations based on information from maps				I	M	A	A	A	A	A
9. use latitude and longitude to determine location				I	D	D	D	M	A	A
10. compare maps of the same place at different points in time and from different perspectives to determine changes, identify trends, and generalize about human activities					I	M	A	A	A	A
11. compare maps with data sets (charts, tables, graphs) and /or readings to draw conclusions and make generalizations					I	M	A	A	A	A
12. use geographic technology and software to determine changes, identify trends, and generalize about human activities										I

Social Studies Georgia Standards of Excellence

Information Processing Skills

GOAL: The student will be able to locate, analyze, and synthesize information related to social studies topics and apply this information to solve problems/make decisions.

I: indicates when a skill is introduced in the standards and elements as part of the content

D: indicates grade levels where the teacher must develop that skill using the appropriate content

M: indicates grade level by which student should achieve mastery, the ability to use the skill in all situations

A: indicates grade levels where students will continue to apply and improve mastered skills

Information Processing Skills	K	1	2	3	4	5	6	7	8	9-12
1. compare similarities and differences	I	D	M	A	A	A	A	A	A	A
2. organize items chronologically	I	D	D	M	A	A	A	A	A	A
3. identify issues and/or problems and alternative solutions	I	D	D	D	D	M	A	A	A	A
4. distinguish between fact and opinion		I	D	M	A	A	A	A	A	A
5. identify main idea, detail, sequence of events, and cause and effect in a social studies context		I	D	D	M	A	A	A	A	A
6. identify and use primary and secondary sources		I	D	D	M	A	A	A	A	A
7. interpret timelines, charts, and tables		I	D	D	M	A	A	A	A	A
8. identify social studies reference resources to use for a specific purpose			I	M	A	A	A	A	A	A
9. construct charts and tables			I	M	A	A	A	A	A	A
10. analyze artifacts			I	D	D	M	A	A	A	A
11. draw conclusions and make generalizations				I	M	A	A	A	A	A
12. analyze graphs and diagrams				I	D	M	A	A	A	A
13. translate dates into centuries, eras, or ages				I	D	M	A	A	A	A
14. formulate appropriate research questions					I	M	A	A	A	A
15. determine adequacy and/or relevancy of information					I	M	A	A	A	A
16. check for consistency of information					I	M	A	A	A	A
17. interpret political cartoons					I	D	D	D	M	A

Fourth Grade
United States History
Year 2: Revolution to Reconstruction

In fourth grade, students continue with year two of a three year study of United States history in which all four strands (history, geography, civics/government, and economics) are integrated. Students begin the year learning about the French and Indian War and end with the Reconstruction period. The geography strand emphasizes the influence of geography on U.S. history during these same time periods. In the civics/government strand, students learn about concepts and rights contained within our founding documents. The economic strand uses material from the history strand to deepen understanding of economic concepts.

Historical Understandings

SS4H1 Explain the causes, events, and results of the American Revolution.

- a. Trace the events that shaped the revolutionary movement in America: French and Indian War, 1765 Stamp Act, the slogan “no taxation without representation,” the activities of the Sons of Liberty, the activities of the Daughters of Liberty, Boston Massacre, and the Boston Tea Party.
- b. Describe the influence of key individuals and groups during the American Revolution: King George III, George Washington, Benjamin Franklin, Thomas Jefferson, Benedict Arnold, Patrick Henry, John Adams, Paul Revere, and Black regiments.
- c. Describe the major events of the American Revolution and explain the factors leading to American victory and British defeat; include the Battles of Lexington and Concord, Saratoga, and Yorktown.
- d. Explain the writing of the Declaration of Independence; include who wrote it, how it was written, why it was necessary, and how it was a response to tyranny and the abuse of power.

SS4H2 Analyze the challenges faced by the framers of the Constitution.

- a. Identify the major leaders of the Constitutional Convention (James Madison, George Washington, and Benjamin Franklin).
- b. Evaluate the major issues debated at the Constitutional Convention: the weaknesses of the Articles of Confederation, the rights of states to govern themselves (federal system), the Great Compromise, and slavery (Three-Fifths Compromise).

Social Studies Georgia Standards of Excellence

SS4H3 Explain westward expansion in America.

- a. Describe the causes and events of the War of 1812; include the burning of the Capitol and the White House and the writing of “The Star Spangled Banner.”
- b. Describe the impact of westward expansion on American Indians; include the Trail of Tears, Battle of Little Bighorn and the forced relocation of American Indians to reservations.
- c. Describe territorial expansion with emphasis on the Louisiana Purchase, the Lewis and Clark expedition, and the acquisitions of Texas (the Alamo and independence), Oregon (Oregon Trail), and California (Gold Rush and the development of mining towns).

SS4H4 Examine the main ideas of the abolitionist and suffrage movements.

- a. Discuss contributions of and challenges faced by Susan B. Anthony, Frederick Douglass, Elizabeth Cady Stanton, Sojourner Truth, and Harriet Tubman.

SS4H5 Explain the causes, major events, and consequences of the Civil War.

- a. Identify *Uncle Tom’s Cabin* and John Brown’s raid on Harper’s Ferry and explain how each of these events was related to the Civil War.
- b. Discuss how the issues of states’ rights and slavery increased tensions between the North and South.
- c. Identify major battles, campaigns, and events: Fort Sumter, Gettysburg, the Atlanta Campaign, Sherman’s March to the Sea, and Appomattox Court House.
- d. Describe the roles of Abraham Lincoln, Robert E. Lee, Ulysses S. Grant, Jefferson Davis, Thomas “Stonewall” Jackson, and William T. Sherman.
- e. Describe the effects of war on the North and South.

SS4H6 Analyze the effects of Reconstruction on American life.

- a. Describe the purpose of the 13th, 14th, and 15th Amendments.
- b. Explain the work of the Bureau of Refugees, Freedmen, and Abandoned Lands (Freedmen’s Bureau).
- c. Explain how slavery was replaced by sharecropping and how freed African Americans or Blacks were prevented from exercising their newly won rights.
- d. Describe the effects of Jim Crow laws and practices.

Social Studies Georgia Standards of Excellence

Geographic Understandings

SS4G1 Locate important physical and man-made features in the United States.

- a. Locate major physical features of the United States: the Atlantic Coastal Plain, the Great Plains, the Continental Divide, the Gulf of Mexico, the Mississippi River, and the Great Lakes.
- b. Locate major man-made features of the United States: New York City, NY; Boston, MA; Philadelphia, PA; Washington, D.C.; Gettysburg, PA; and the Erie Canal.

SS4G2 Describe how physical systems affect human systems.

- a. Explain how each force (American and British) attempted to use the physical geography of each battle site (Lexington and Concord, Saratoga, and Yorktown) to its benefit.
- b. Describe physical barriers that hindered and physical gateways that benefited territorial expansion from 1801 to 1861.

Government/Civic Understandings

SS4CG1 Describe the meaning of:

- a. Natural rights as found in the Declaration of Independence (the right to life, liberty, and the pursuit of happiness)
- b. “We the People” from the Preamble to the U.S. Constitution as a reflection of consent of the governed or popular sovereignty
- c. The federal system of government in the U.S. (federal powers, state powers, and shared powers)
- d. Representative democracy/republic

SS4CG2 Explain the importance of freedoms guaranteed by the First Amendment to the U.S. Constitution.

SS4CG3 Describe the structure of government and the Bill of Rights.

- a. Describe how the three branches of government interact with each other (checks and balances and separation of powers), and how they relate to local, state, and federal government.
- b. Identify and explain the rights in the Bill of Rights, describe how the Bill of Rights places limits on the powers of government, and explain the reasons for its inclusion in the Constitution in 1791.

Social Studies Georgia Standards of Excellence

Economic Understandings

SS4E1 Use the basic economic concepts of trade, opportunity cost, specialization, voluntary exchange, productivity, and price incentives to illustrate historical events.

- a. Describe opportunity cost and its relationship to decision-making across time (e.g., decisions to settle in the west).
- b. Explain how price incentives affect people's behavior and choices: decisions about what crops (e.g., cotton, and tobacco) to grow and products (e.g., textiles) to produce.
- c. Describe how specialization improves standards of living (e.g., differences in the economies in the North and South).
- d. Explain how voluntary exchange helps both buyers and sellers (e.g., Gold Rush mining towns).
- e. Describe how trade promotes economic activity (e.g., trade between the U.S. and Europe).
- f. Give examples of technological advancements and their impact on business productivity during the development of the United States (e.g., cotton gin, steamboat, steam locomotive, and telegraph).

SS4E2 Identify the elements of a personal budget (income, expenditures, and saving) and explain why personal spending and saving decisions are important.

Social Studies Georgia Standards of Excellence

Map and Globe Skills

GOAL: The student will use maps to retrieve social studies information.

I: indicates when a skill is introduced in the standards and elements as part of the content

D: indicates grade levels where the teacher must develop that skill using the appropriate content

M: indicates grade level by which student should achieve mastery, the ability to use the skill in all situations

A: indicates grade levels where students will continue to apply and improve mastered skills

Map and Globe Skills	K	1	2	3	4	5	6	7	8	9-12
1. use a compass rose to identify cardinal directions	I	M	A	A	A	A	A	A	A	A
2. use intermediate directions		I	M	A	A	A	A	A	A	A
3. use a letter/number grid system to determine location			I	M	A	A	A	A	A	A
4. compare and contrast the categories of natural, cultural, and political features found on maps			I	M	A	A	A	A	A	A
5. use graphic scales to determine distances on a map					I	M	A	A	A	A
6. use map key/legend to acquire information from historical, physical, political, resource, product, and economic maps			I	D	M	A	A	A	A	A
7. use a map to explain impact of geography on historical and current events		I	D	D	M	A	A	A	A	A
8. draw conclusions and make generalizations based on information from maps				I	M	A	A	A	A	A
9. use latitude and longitude to determine location				I	D	D	D	M	A	A
10. compare maps of the same place at different points in time and from different perspectives to determine changes, identify trends, and generalize about human activities					I	M	A	A	A	A
11. compare maps with data sets (charts, tables, graphs) and /or readings to draw conclusions and make generalizations					I	M	A	A	A	A
12. use geographic technology and software to determine changes, identify trends, and generalize about human activities										I

Social Studies Georgia Standards of Excellence

Information Processing Skills

GOAL: The student will be able to locate, analyze, and synthesize information related to social studies topics and apply this information to solve problems/make decisions.

I: indicates when a skill is introduced in the standards and elements as part of the content

D: indicates grade levels where the teacher must develop that skill using the appropriate content

M: indicates grade level by which student should achieve mastery, the ability to use the skill in all situations

A: indicates grade levels where students will continue to apply and improve mastered skills

Information Processing Skills	K	1	2	3	4	5	6	7	8	9-12
1. compare similarities and differences	I	D	M	A	A	A	A	A	A	A
2. organize items chronologically	I	D	D	M	A	A	A	A	A	A
3. identify issues and/or problems and alternative solutions	I	D	D	D	D	M	A	A	A	A
4. distinguish between fact and opinion		I	D	M	A	A	A	A	A	A
5. identify main idea, detail, sequence of events, and cause and effect in a social studies context		I	D	D	M	A	A	A	A	A
6. identify and use primary and secondary sources		I	D	D	M	A	A	A	A	A
7. interpret timelines, charts, and tables		I	D	D	M	A	A	A	A	A
8. identify social studies reference resources to use for a specific purpose			I	M	A	A	A	A	A	A
9. construct charts and tables			I	M	A	A	A	A	A	A
10. analyze artifacts			I	D	D	M	A	A	A	A
11. draw conclusions and make generalizations				I	M	A	A	A	A	A
12. analyze graphs and diagrams				I	D	M	A	A	A	A
13. translate dates into centuries, eras, or ages				I	D	M	A	A	A	A
14. formulate appropriate research questions					I	M	A	A	A	A
15. determine adequacy and/or relevancy of information					I	M	A	A	A	A
16. check for consistency of information					I	M	A	A	A	A
17. interpret political cartoons					I	D	D	D	M	A

Fifth Grade
United States History
Year 3: Industrialization to the Digital Age

In fifth grade, students are in the final year of a three year study of United States history in which all four strands (history, geography, civics/government, and economics) are integrated. Students begin the year learning about the growth of 19th century industry and innovation in the United States, and culminate the study with the events and impact of September 11, 2001. The geography strand emphasizes the influence of geography on U.S. history during these same time periods. In the civics/government strand, students learn about the rights of citizens contained within the Constitution, and how changes have been made over time to the Constitution to protect the rights of citizens. In the economic strand, students explore the ways consumers and producers have interacted in the American economy.

Historical Understandings

SS5H1 Describe how life changed in America at the turn of the century.

- a. Describe the role of the cattle trails in the late 19th century; include the Black Cowboys of Texas, the Great Western Cattle Trail, and the Chisholm Trail.
- b. Describe the impact on American life of the Wright brothers (flight), George Washington Carver (science), Alexander Graham Bell (communication), and Thomas Edison (electricity).
- c. Explain how William McKinley and Theodore Roosevelt expanded America's role in the world; include the Spanish-American War and the building of the Panama Canal.
- d. Describe the reasons people immigrated to the United States, from where they emigrated, and where they settled.

SS5H2 Describe U.S. involvement in World War I and post-World War I America.

- a. Explain how German attacks on U.S. shipping during the war in Europe (1914-1917) ultimately led the U.S. to join the fight against Germany; include the sinking of the Lusitania and concerns over safety of U.S. ships, U.S. contributions to the war, and the impact of the Treaty of Versailles in 1919.
- b. Describe the cultural developments and individual contributions in the 1920s of the Jazz Age (Louis Armstrong), the Harlem Renaissance (Langston Hughes), baseball (Babe Ruth), the automobile (Henry Ford), and transatlantic flight (Charles Lindbergh).

Social Studies Georgia Standards of Excellence

SS5H3 Explain how the Great Depression and New Deal affected the lives of millions of Americans.

- a. Discuss the Stock Market Crash of 1929, Herbert Hoover, Franklin Roosevelt, the Dust Bowl, and soup kitchens.
- b. Analyze the main features of the New Deal; include the significance of the Civilian Conservation Corps, Works Progress Administration, and the Tennessee Valley Authority.
- c. Discuss important cultural elements of the 1930s; include Duke Ellington, Margaret Mitchell, and Jesse Owens.

SS5H4 Explain America’s involvement in World War II.

- a. Describe German aggression in Europe and Japanese aggression in Asia.
- b. Describe major events in the war in both Europe and the Pacific; include Pearl Harbor, Iwo Jima, D-Day, VE and VJ Days, and the Holocaust.
- c. Discuss President Truman’s decision to drop the atomic bombs on Hiroshima and Nagasaki.
- d. Identify Roosevelt, Stalin, Churchill, Hirohito, Truman, Mussolini, and Hitler.
- e. Describe the effects of rationing and the changing role of women and African Americans or Blacks; include “Rosie the Riveter” and the Tuskegee Airmen.
- f. Explain the role of Eleanor Roosevelt and the U.S. in the formation of the United Nations.

SS5H5 Discuss the origins and consequences of the Cold War.

- a. Explain the origin and meaning of the term “Iron Curtain.”
- b. Explain how the United States sought to stop the spread of communism through the Berlin airlift, the Korean War, and the North Atlantic Treaty Organization.
- c. Identify Joseph McCarthy and Nikita Khrushchev.
- d. Discuss the importance of the Cuban Missile Crisis and the Vietnam War.

SS5H6 Describe the importance of key people, events, and developments between 1950-1975.

- a. Analyze the effects of Jim Crow laws and practices.
- b. Explain the key events and people of the Civil Rights movement: *Brown v. Board of Education* (1954), Montgomery Bus Boycott, the March on Washington, Civil Rights Act, Voting Rights Act, and civil rights activities of Thurgood Marshall, Lyndon B. Johnson, Cesar Chavez, Rosa Parks, and Martin Luther King, Jr.
- c. Describe the impact on American society of the assassinations of President John F. Kennedy, Robert F. Kennedy, and Martin Luther King, Jr.
- d. Discuss the significance of the technologies of television and space exploration.

Social Studies Georgia Standards of Excellence

SS5H7 Trace important developments in America from 1975 to 2001.

- a. Describe the collapse of the Soviet Union, including the role of Ronald Reagan.
- b. Describe the events of September 11, 2001, and analyze their impact on American life.
- c. Explain the impact of the personal computer and the Internet on American life.

Geographic Understandings

SS5G1 Locate important places in the United States.

- a. Locate important man-made places; include the Chisholm Trail; Pittsburgh, PA; Kitty Hawk, NC; Pearl Harbor, HI; Montgomery, AL.; and Chicago, IL.

SS5G2 Explain the reasons for the spatial patterns of economic activities.

- a. Locate primary agricultural and industrial locations between the end of the Civil War and 1900 and explain how factors such as population, transportation, and resources have influenced these areas (e.g., Pittsburgh's rapid growth in the late nineteenth century).
- b. Locate primary agricultural and industrial locations since the turn of the 20th century and explain how factors such as population, transportation, and resources have influenced these areas (e.g., Chicago's rapid growth at the turn of the century).

Government/Civic Understandings

SS5CG1 Explain how a citizen's rights are protected under the U.S. Constitution.

- a. Explain the responsibilities of a citizen.
- b. Explain the concept of due process of law and describe how the U.S. Constitution protects a citizen's rights by due process.

SS5CG2 Explain the process by which amendments to the U.S. Constitution are made.

- a. Explain the amendment process outlined in the Constitution.
- b. Describe the purpose for the amendment process.

SS5CG3 Explain how amendments to the U. S. Constitution have maintained a representative democracy/republic.

- a. Explain how voting rights are protected by the 15th, 19th, 23rd, 24th, and 26th amendments.

Social Studies Georgia Standards of Excellence

Economic Understandings

SS5E1 Use the basic economic concepts of trade, opportunity cost, specialization, productivity, and price incentives to illustrate historical events.

- a. Describe opportunity costs and their relationship to decision-making across time (e.g., decisions by individuals in response to rationing during WWII).
- b. Explain how price incentives affect people's behavior and choices (e.g., decisions to participate in cattle trails because of increased beef prices).
- c. Describe how specialization can improve standards of living and productivity (e.g., how Henry Ford's use of the assembly line reduced the price of automobiles).
- d. Describe how trade and voluntary exchange promotes economic activity (e.g., how the Panama Canal increases trade among countries).

SS5E2 Describe the functions of four major sectors in the U. S. economy.

- a. Describe the household function in providing resources and consuming goods and services.
- b. Describe the private business function in producing goods and services.
- c. Describe the bank function in providing checking accounts, savings accounts, and loans.
- d. Describe the government function in taxation and providing certain public goods and public services.

SS5E3 Describe how consumers and producers interact in the U. S. economy.

- a. Describe how competition, markets, and prices influence consumer behavior.
- b. Describe how people earn income by selling their labor to businesses.
- c. Describe how entrepreneurs take risks to develop new goods and services to start a business.

SS5E4 Identify the elements of a personal budget (income, expenditures, and saving) and explain why personal spending and saving decisions are important.

Social Studies Georgia Standards of Excellence

Map and Globe Skills

GOAL: The student will use maps to retrieve social studies information.

I: indicates when a skill is introduced in the standards and elements as part of the content

D: indicates grade levels where the teacher must develop that skill using the appropriate content

M: indicates grade level by which student should achieve mastery, the ability to use the skill in all situations

A: indicates grade levels where students will continue to apply and improve mastered skills

Map and Globe Skills	K	1	2	3	4	5	6	7	8	9-12
1. use a compass rose to identify cardinal directions	I	M	A	A	A	A	A	A	A	A
2. use intermediate directions		I	M	A	A	A	A	A	A	A
3. use a letter/number grid system to determine location			I	M	A	A	A	A	A	A
4. compare and contrast the categories of natural, cultural, and political features found on maps			I	M	A	A	A	A	A	A
5. use graphic scales to determine distances on a map					I	M	A	A	A	A
6. use map key/legend to acquire information from historical, physical, political, resource, product, and economic maps			I	D	M	A	A	A	A	A
7. use a map to explain impact of geography on historical and current events		I	D	D	M	A	A	A	A	A
8. draw conclusions and make generalizations based on information from maps				I	M	A	A	A	A	A
9. use latitude and longitude to determine location				I	D	D	D	M	A	A
10. compare maps of the same place at different points in time and from different perspectives to determine changes, identify trends, and generalize about human activities					I	M	A	A	A	A
11. compare maps with data sets (charts, tables, graphs) and /or readings to draw conclusions and make generalizations					I	M	A	A	A	A
12. use geographic technology and software to determine changes, identify trends, and generalize about human activities										I

Social Studies Georgia Standards of Excellence

Information Processing Skills

GOAL: The student will be able to locate, analyze, and synthesize information related to social studies topics and apply this information to solve problems/make decisions.


I: indicates when a skill is introduced in the standards and elements as part of the content

D: indicates grade levels where the teacher must develop that skill using the appropriate content

M: indicates grade level by which student should achieve mastery, the ability to use the skill in all situations

A: indicates grade levels where students will continue to apply and improve mastered skills

Information Processing Skills	K	1	2	3	4	5	6	7	8	9-12
1. compare similarities and differences	I	D	M	A	A	A	A	A	A	A
2. organize items chronologically	I	D	D	M	A	A	A	A	A	A
3. identify issues and/or problems and alternative solutions	I	D	D	D	D	M	A	A	A	A
4. distinguish between fact and opinion		I	D	M	A	A	A	A	A	A
5. identify main idea, detail, sequence of events, and cause and effect in a social studies context		I	D	D	M	A	A	A	A	A
6. identify and use primary and secondary sources		I	D	D	M	A	A	A	A	A
7. interpret timelines, charts, and tables		I	D	D	M	A	A	A	A	A
8. identify social studies reference resources to use for a specific purpose			I	M	A	A	A	A	A	A
9. construct charts and tables			I	M	A	A	A	A	A	A
10. analyze artifacts			I	D	D	M	A	A	A	A
11. draw conclusions and make generalizations				I	M	A	A	A	A	A
12. analyze graphs and diagrams				I	D	M	A	A	A	A
13. translate dates into centuries, eras, or ages				I	D	M	A	A	A	A
14. formulate appropriate research questions					I	M	A	A	A	A
15. determine adequacy and/or relevancy of information					I	M	A	A	A	A
16. check for consistency of information					I	M	A	A	A	A
17. interpret political cartoons					I	D	D	D	M	A



SOCIAL STUDIES

Georgia Standards of Excellence (GSE)

MIDDLE SCHOOL Grade 6 – Grade 8

Sixth Grade

Latin America, the Caribbean and Canada, Europe, and Australia

Sixth grade is the first year of a two-year World Area Studies course. Sixth grade students study Latin America, Canada, Europe, and Australia. The goal of this two-year course is to acquaint middle school students with the world in which they live. The geography domain includes both physical and human geography. The intent of the geography domain is for students to begin to grasp the importance geography plays in their everyday lives. The government/civics domain focuses on selected types of government found in the various areas so that students begin to understand the variety of governments in the world. The economics domain builds on the K-5 economics standards; however, the focus shifts from the United States to how other countries answer the basic questions of economics. The history domain focuses on major events in each region during the twentieth and twenty-first centuries.

Latin America and Canada

Historical Understandings

SS6H1 Explain conflict and change in Latin America.

- a. Describe the influence of African slavery on the development of the Americas.
- b. Describe the influence of the Spanish and the Portuguese on the language and religions of Latin America.
- c. Explain the impact of the Cuban Revolution and describe the current relationship between Cuba and the United States.
- d. Explain the impact of poverty, the war on drugs, and migration to the United States on Latin America.

SS6H2 Describe Quebec's independence movement.

Geographic Understandings

SS6G1 Locate selected features of Latin America.

- a. Locate on a world and regional political-physical map: Amazon River, Amazon Rainforest, Caribbean Sea, Gulf of Mexico, Atlantic Ocean, Pacific Ocean, Panama Canal, Andes Mountains, Sierra Madre Mountains, and Atacama Desert.
- b. Locate on a world and regional political-physical map the countries of Brazil, Chile, Colombia, Cuba, Mexico, and Panama.

SS6G2 Explain the impact of environmental issues in Latin America.

Social Studies Georgia Standards of Excellence

- a. Explain the causes and effects of air pollution in Mexico City, Mexico.
- b. Explain the environmental issue of destruction of the rain forest in Brazil.

SS6G3 Explain the impact of location, climate, distribution of natural resources, and population distribution on Latin America.

- a. Explain how the location, climate, and distribution of natural resources impact trade and affect where people live in Mexico, Brazil, and Cuba.

SS6G4 Locate selected features of Canada.

- a. Locate on a world and regional political-physical map: the St. Lawrence River, Hudson Bay, Atlantic Ocean, Pacific Ocean, the Great Lakes, Canadian Shield, and Rocky Mountains.
- b. Locate on a world and regional political-physical map Canada and the province of Quebec.

SS6G5 Explain the impact of location, climate, distribution of natural resources, and population distribution on Canada.

- a. Describe how Canada's location, climate, and natural resources impact trade and affect where people live.

SS6G6 Explain the impact of environmental issues in Canada.

- a. Explain the causes and effects of pollution and acid rain in Canada to include the Great Lakes.
- b. Explain the causes and effects of the extraction of natural resources on the Canadian Shield (e.g., mining and logging).

Government/Civic Understandings

SS6CG1 Compare and contrast various forms of government.

- a. Explain citizen participation in autocratic, and democratic governments. [i.e. the role of citizens in choosing the leaders of Mexico (presidential democracy), Cuba (autocratic), and Brazil (presidential democracy)].
- b. Describe the two predominant forms of democratic governments: parliamentary and presidential.

SS6CG2 Explain citizen participation in the Canadian government.

- a. Explain the role of citizens in choosing the leader of Canada (parliamentary democracy).

Social Studies Georgia Standards of Excellence

Economic Understandings

SS6E1 Analyze different economic systems.

- a. Compare how traditional, command, and market economies answer the economic questions of 1-what to produce, 2-how to produce, and 3-for whom to produce.
- b. Explain that countries have a mixed economic system located on a continuum between pure market and pure command.
- c. Compare and contrast the basic types of economic systems found in Mexico, Cuba, and Brazil.

SS6E2 Give examples of how voluntary trade benefits buyers and sellers in Latin America.

- a. Explain how specialization encourages trade between countries.
- b. Compare and contrast different types of trade barriers, such as tariffs, quotas, and embargos.
- c. Explain why international trade requires a system for exchanging currencies between nations.
- d. Explain the functions of the North American Free Trade Agreement (NAFTA).

SS6E3 Describe factors that influence economic growth and examine their presence or absence in Brazil, Cuba, and Mexico.

- a. Evaluate how literacy rates affect the standard of living.
- b. Explain the relationship between investment in human capital (education and training) and gross domestic product (GDP per capita).
- c. Explain the relationship between investment in capital goods (factories, machinery, and technology) and gross domestic product (GDP per capita).
- d. Describe the role of natural resources in a country's economy.
- e. Describe the role of entrepreneurship.

SS6E4 Analyze different economic systems.

- a. Compare how traditional, command, and market economies answer the economic questions of 1-what to produce, 2-how to produce, and 3-for whom to produce.
- b. Explain that countries have a mixed economic system located on a continuum between pure market and pure command.
- c. Describe the economic system of Canada.

Social Studies Georgia Standards of Excellence

SS6E5 Give examples of how voluntary trade benefits buyers and sellers in Canada.

- a. Explain how specialization encourages trade between countries.
- b. Compare and contrast different types of trade barriers, such as tariffs, quotas, and embargoes.
- c. Explain why international trade requires a system for exchanging currencies between nations.
- d. Explain the functions of the North American Free Trade Agreement (NAFTA).

SS6E6 Describe factors that influence economic growth and examine their presence or absence in Canada.

- a. Evaluate how literacy rates affect the standard of living.
- b. Explain the relationship between investment in human capital (education and training) and gross domestic product (GDP per capita).
- c. Explain the relationship between investment in capital goods (factories, machinery, and technology) and gross domestic product (GDP per capita).
- d. Describe the role of natural resources in a country's economy.
- e. Describe the role of entrepreneurship.

Europe

Historical Understandings

SS6H3 Explain conflict and change in Europe.

- a. Describe the aftermath of World War I: the rise of communism, the Treaty of Versailles, the rise of Nazism, and worldwide depression.
- b. Explain the rise of Nazism including preexisting prejudices, the use of propaganda, and events which resulted in the Holocaust.
- c. Explain how German reunification contributed to the collapse of the Soviet Union and led to the end of the Cold War.

Geographic Understandings

SS6G7 Locate selected features of Europe.

- a. Locate on a world and regional political-physical map: the Danube River, Rhine River, English Channel, Mediterranean Sea, European Plain, the Alps, Pyrenees, Ural Mountains, and Iberian Peninsula.
- b. Locate on a world and regional political-physical map the countries of France, Germany, Italy, Russia, Spain, Ukraine, and United Kingdom.

Social Studies Georgia Standards of Excellence

SS6G8 Explain environmental issues in Europe.

- a. Explain the causes and effects of acid rain in Germany.
- b. Explain the causes and effects of air pollution in the United Kingdom.
- c. Explain the causes and effects of the nuclear disaster in Chernobyl, Ukraine.

SS6G9 Explain the impact of location, climate, natural resources, and population distribution on Europe.

- a. Compare how the location, climate, and natural resources of Germany, the United Kingdom and Russia impact trade and affect where people live.

SS6G10 Describe selected cultural characteristics of Europe.

- a. Describe the diversity of languages spoken within Europe.
- b. Identify the major religions in Europe: Judaism, Christianity, and Islam.

Government/Civic Understandings

SS6CG3 Compare and contrast various forms of government.

- a. Explain citizen participation in autocratic and democratic governments. [i.e., role of citizens in choosing the leaders of the United Kingdom (parliamentary democracy), Germany (parliamentary democracy), and Russia (presidential democracy)].
- b. Describe the two predominant forms of democratic governments: parliamentary and presidential.

Economic Understandings

SS6E7 Analyze different economic systems.

- a. Compare how traditional, command, and market economies answer the economic questions of 1-what to produce, 2-how to produce, and 3-for whom to produce.
- b. Explain that countries have a mixed economic system located on a continuum between pure market and pure command.
- c. Compare the basic types of economic systems found in the United Kingdom, Germany, and Russia.

SS6E8 Analyze the benefits of and barriers to voluntary trade in Europe.

- a. Explain how specialization encourages trade between countries.
- b. Compare and contrast different types of trade barriers such as tariffs, quotas, and embargoes.
- c. Explain why international trade requires a system for exchanging currencies between nations.
- d. Describe the purpose of the European Union and the relationship between member nations.

Social Studies Georgia Standards of Excellence

SS6E9 Describe factors that influence economic growth and examine their presence or absence in the United Kingdom, Germany, and Russia.

- a. Evaluate how literacy rates affect the standard of living.
- b. Explain the relationship between investment in human capital and capital goods (education and training) and gross domestic product (GDP per capita).
- c. Explain the relationship between investment in capital (factories, machinery, and technology) and gross domestic product (GDP per capita).
- d. Describe the role of natural resources in a country's economy.
- e. Describe the role of entrepreneurship.

Australia

Historical Understandings

SS6H4 Explain the impact of English colonization on current Aboriginal basic rights, health, literacy, and language.

Geographic Understandings

SS6G11 Locate selected features of Australia.

- a. Locate on a world and regional political-physical map: the Great Barrier Reef, Coral Sea, Uluru/Ayers Rock, Indian and Pacific Oceans, Great Dividing Range, and Great Victoria Desert.

SS6G12 Explain the impact of location, climate, distribution of natural resources, and population distribution on Australia.

- a. Describe how Australia's location, climate, and natural resources impact trade and affect where people live.

Government/Civic Understandings

SS6CG4 Explain forms of citizen participation in government.

- a. Explain citizen participation in democratic governments [i.e. the role of citizens in choosing the leaders of Australia (parliamentary democracy)].

Social Studies Georgia Standards of Excellence

Economic Understandings

SS6E10 Analyze different economic systems.

- a. Compare how traditional, command, and market economies answer the economic questions of 1-what to produce, 2-how to produce, and 3-for whom to produce.
- b. Explain that countries have a mixed economic system located on a continuum between pure market and pure command.
- c. Describe the economic system used in Australia.

SS6E11 Give examples of how voluntary trade benefits buyers and sellers in Australia.

- a. Explain how specialization makes trade possible between countries.
- b. Compare and contrast different types of trade barriers, such as tariffs, quotas, and embargoes.
- c. Explain why international trade requires a system for exchanging currency between nations.

SS6E12 Describe factors that influence economic growth and examine their presence or absence in Australia.

- a. Evaluate how literacy rates affect the standard of living.
- b. Explain the relationship between investment in human capital (education and training) and gross domestic product (GDP per capita).
- c. Explain the relationship between investment in capital goods (factories, machinery, and technology) and gross domestic product (GDP per capita).
- d. Describe the role of natural resources in a country's economy.
- e. Describe the role of entrepreneurship.

SS6E13 Understand that a basic principle of effective personal money management is to live within one's income.

- a. Understand that income is received from work and is limited.
- b. Understand that a budget is a tool to plan the spending and saving of income.
- c. Understand the reasons and benefits of saving.
- d. Understand the uses and costs of credit.

Social Studies Georgia Standards of Excellence

Map and Globe Skills

GOAL: The student will use maps to retrieve social studies information.

I: indicates when a skill is introduced in the standards and elements as part of the content

D: indicates grade levels where the teacher must develop that skill using the appropriate content

M: indicates grade level by which student should achieve mastery, the ability to use the skill in all situations

A: indicates grade levels where students will continue to apply and improve mastered skills

Map and Globe Skills	K	1	2	3	4	5	6	7	8	9-12
1. use a compass rose to identify cardinal directions	I	M	A	A	A	A	A	A	A	A
2. use intermediate directions		I	M	A	A	A	A	A	A	A
3. use a letter/number grid system to determine location			I	M	A	A	A	A	A	A
4. compare and contrast the categories of natural, cultural, and political features found on maps			I	M	A	A	A	A	A	A
5. use graphic scales to determine distances on a map					I	M	A	A	A	A
6. use map key/legend to acquire information from historical, physical, political, resource, product, and economic maps			I	D	M	A	A	A	A	A
7. use a map to explain impact of geography on historical and current events		I	D	D	M	A	A	A	A	A
8. draw conclusions and make generalizations based on information from maps				I	M	A	A	A	A	A
9. use latitude and longitude to determine location				I	D	D	D	M	A	A
10. compare maps of the same place at different points in time and from different perspectives to determine changes, identify trends, and generalize about human activities					I	M	A	A	A	A
11. compare maps with data sets (charts, tables, graphs) and /or readings to draw conclusions and make generalizations					I	M	A	A	A	A
12. use geographic technology and software to determine changes, identify trends, and generalize about human activities										I

Social Studies Georgia Standards of Excellence

Information Processing Skills

GOAL: The student will be able to locate, analyze, and synthesize information related to social studies topics and apply this information to solve problems/make decisions.

I: indicates when a skill is introduced in the standards and elements as part of the content

D: indicates grade levels where the teacher must develop that skill using the appropriate content

M: indicates grade level by which student should achieve mastery, the ability to use the skill in all situations

A: indicates grade levels where students will continue to apply and improve mastered skills

Information Processing Skills	K	1	2	3	4	5	6	7	8	9-12
1. compare similarities and differences	I	D	M	A	A	A	A	A	A	A
2. organize items chronologically	I	D	D	M	A	A	A	A	A	A
3. identify issues and/or problems and alternative solutions	I	D	D	D	D	M	A	A	A	A
4. distinguish between fact and opinion		I	D	M	A	A	A	A	A	A
5. identify main idea, detail, sequence of events, and cause and effect in a social studies context		I	D	D	M	A	A	A	A	A
6. identify and use primary and secondary sources		I	D	D	M	A	A	A	A	A
7. interpret timelines, charts, and tables		I	D	D	M	A	A	A	A	A
8. identify social studies reference resources to use for a specific purpose			I	M	A	A	A	A	A	A
9. construct charts and tables			I	M	A	A	A	A	A	A
10. analyze artifacts			I	D	D	M	A	A	A	A
11. draw conclusions and make generalizations				I	M	A	A	A	A	A
12. analyze graphs and diagrams				I	D	M	A	A	A	A
13. translate dates into centuries, eras, or ages				I	D	M	A	A	A	A
14. formulate appropriate research questions					I	M	A	A	A	A
15. determine adequacy and/or relevancy of information					I	M	A	A	A	A
16. check for consistency of information					I	M	A	A	A	A
17. interpret political cartoons					I	D	D	D	M	A

Social Studies Georgia Standards of Excellence

READING STANDARDS FOR LITERACY IN HISTORY/SOCIAL STUDIES (RHSS) GRADES 6-8
➤ Key Ideas and Details
L6-8RHSS1: Cite specific textual evidence to support analysis of primary and secondary sources.
L6-8RHSS2: Determine the central ideas or information of a primary or secondary source; provide an accurate summary of the source distinct from prior knowledge or opinions.
L6-8RHSS3: Identify key steps in a text’s description of a process related to history/social studies (e.g., how a bill becomes law, how interest rates are raised or lowered).
➤ Craft and Structure
L6-8RHSS4: Determine the meaning of words and phrases as they are used in a text, including vocabulary specific to domains related to history/social studies.
L6-8RHSS5: Describe how a text presents information (e.g., sequentially, comparatively, causally).
L6-8RHSS6: Identify aspects of a text that reveal an author’s point of view or purpose (e.g., loaded language, inclusion or avoidance of particular facts).
➤ Integration of Knowledge and Ideas
L6-8RHSS7: Integrate visual information (e.g., in charts, graphs, photographs, videos, or maps) with other information in print and digital texts.
L6-8RHSS8: Distinguish among fact, opinion, and reasoned judgment in a text.
L6-8RHSS9: Analyze the relationship between a primary and secondary source on the same topic.
➤ Range of Reading and Level of Text Complexity
L6-8RHSS10: By the end of grade 8, read and comprehend history/social studies texts in the grades 6–8 text complexity band independently and proficiently.

*This document continues on the next page with writing standards

Social Studies Georgia Standards of Excellence

WRITING STANDARDS FOR LITERACY IN HISTORY/SOCIAL STUDIES, SCIENCE, AND TECHNICAL SUBJECTS GRADES 6-8 (WHST)
➤ Text Types and Purposes
L6-8WHST1: Write arguments focused on <i>discipline-specific content</i> .
a. Introduce claim(s) about a topic or issue, acknowledge and distinguish the claim(s) from alternate or opposing claims, and organize the reasons and evidence logically.
b. Support claim(s) with logical reasoning and relevant, accurate data and evidence that demonstrate an understanding of the topic or text, using credible sources.
c. Use words, phrases, and clauses to create cohesion and clarify the relationships among claim(s), counterclaims, reasons, and evidence.
d. Establish and maintain a formal style.
e. Provide a concluding statement or section that follows from and supports the argument presented.
L6-8WHST2: Write informative/explanatory texts, including the narration of historical events, scientific procedures/experiments, or technical processes.
a. Introduce a topic clearly, previewing what is to follow; organize ideas, concepts, and information into broader categories as appropriate to achieving purpose; include formatting (e.g., headings), graphics (e.g., charts, tables), and multimedia when useful to aiding comprehension.
b. Develop the topic with relevant, well-chosen facts, definitions, concrete details, quotations, or other information and examples.
c. Use appropriate and varied transitions to create cohesion and clarify the relationships among ideas and concepts.
d. Use precise language and domain-specific vocabulary to inform about or explain the topic.
e. Establish and maintain a formal style and objective tone.
f. Provide a concluding statement or section that follows from and supports the information or explanation presented.
L6-8WHST3: (See note; not applicable as a separate requirement)
➤ Production and Distribution of Writing
L6-8WHST4: Produce clear and coherent writing in which the development, organization, and style are appropriate to task, purpose, and audience.
L6-8WHST5: With some guidance and support from peers and adults, develop and strengthen writing as needed by planning, revising, editing, rewriting, or trying a new approach, focusing on how well purpose and audience have been addressed.
L6-8WHST6: Use technology, including the Internet, to produce and publish writing and present the relationships between information and ideas clearly and efficiently.
➤ Research to Build and Present Knowledge
L6-8WHST7: Conduct short research projects to answer a question (including a self-generated question), drawing on several sources and generating additional related, focused questions that allow for multiple avenues of exploration.
L6-8WHST8: Gather relevant information from multiple print and digital sources, using search terms effectively; assess the credibility and accuracy of each source; and quote or paraphrase the data and conclusions of others while avoiding plagiarism and following a standard format for citation.
L6-8WHST9: Draw evidence from informational texts to support analysis reflection, and research.
➤ Range of Writing
L6-8WHST10: Write routinely over extended time frames (time for reflection and revision) and shorter time frames (a single sitting or a day or two) for a range of discipline-specific tasks, purposes, and audiences.

Seventh Grade
**Africa, Southwest Asia (Middle East),
Southern and Eastern Asia**

Seventh grade is the second year of a two-year World Area Studies course. Seventh grade students study Africa and Asia. The goal of this two-year course is to acquaint middle school students with the world in which they live. The geography domain includes both physical and human geography. The intent of the geography domain is for students to begin to grasp the importance geography plays in their everyday lives. The government/civics domain focuses on selected types of government found in the various areas in order to help students begin to understand the variety of governments in the world. The economics domain builds on the K-5 economics standards; however, the focus shifts from the United States to how other countries answer the basic questions of economics. The history domain focuses primarily on significant events in each region from the twentieth and twenty-first centuries.

Africa

Historical Understandings

SS7H1 Analyze continuity and change in Africa.

- a. Explain how the European partitioning across Africa contributed to conflict, civil war, and artificial political boundaries in Africa today.
- b. Explain how the Pan-African movement and nationalism led to independence in Kenya and Nigeria.
- c. Explain the creation and end of apartheid in South Africa and the roles of Nelson Mandela and F.W.de Klerk.

Geographic Understandings

SS7G1 Locate selected features of Africa.

- a. Locate on a world and regional political-physical map: Sahara, Sahel, savanna, tropical rain forest, Congo River, Niger River, Nile River, Lake Victoria, Great Rift Valley, Mt. Kilimanjaro, Atlas Mountains, and Kalahari Desert.
- b. Locate on a world and regional political-physical map the countries of Democratic Republic of the Congo, Egypt, Kenya, Nigeria, South Africa, and Sudan.

Social Studies Georgia Standards of Excellence

SS7G2 Explain environmental issues across the continent of Africa.

- a. Explain how water pollution and unequal access to water impacts irrigation, trade, industry, and drinking water.
- b. Explain the relationship between poor soil and deforestation in Sub-Saharan Africa.
- c. Explain the impact of desertification on the environment of Africa.

SS7G3 Explain the impact of location, climate, and physical characteristics on population distribution in Africa.

- a. Explain how the characteristics in the Sahara, Sahel, savanna, and tropical rain forest impact trade and affect where people live.

SS7G4 Analyze the diverse cultural characteristics of the people who live in Africa.

- a. Explain the differences between an ethnic group and a religious group.
- b. Describe the diversity of religions within African ethnic groups.

Government/Civic Understandings

SS7CG1 Compare and contrast different forms of citizen participation in government.

- a. Explain the role of citizen participation in autocratic and democratic governments.
- b. Describe the two predominant forms of democratic governments: parliamentary and presidential.
- c. Explain the role of citizens in choosing the leaders of South Africa (parliamentary democracy), Nigeria (presidential democracy), and Kenya (presidential democracy).

SS7CG2 Analyze how government instability in Africa impacts standard of living.

- a. Describe the impact of government instability on access to education and the distribution of medicine and food to combat diseases and famine across Africa.

Economic Understandings

SS7E1 Analyze different economic systems.

- a. Compare how traditional, command, and market economies answer the economic questions of 1-what to produce, 2-how to produce, and 3-for whom to produce.
- b. Explain that countries have a mixed economic system located on a continuum between pure market and pure command.
- c. Compare and contrast the economic systems in South Africa, Nigeria, and Kenya.

Social Studies Georgia Standards of Excellence

SS7E2 Explain how voluntary trade benefits buyers and sellers in Africa.

- a. Explain how specialization encourages trade between countries.
- b. Compare and contrast different types of trade barriers, such as tariffs, quotas, and embargoes.
- c. Explain why international trade requires a system for exchanging currencies between nations.

SS7E3 Describe factors that influence economic growth and examine their presence or absence in Nigeria, South Africa, and Kenya.

- a. Evaluate how literacy rates affect the standard of living.
- b. Explain the relationship between investment in human capital (education and training) and gross domestic product (GDP per capita).
- c. Explain the relationship between investment in capital goods (factories, machinery, and technology) and gross domestic product (GDP per capita).
- d. Explain how the distribution of natural resources affects the economic development of Africa.
- e. Describe the role of entrepreneurship.

Southwest Asia (Middle East)

Historical Understandings

SS7H2 Analyze continuity and change in Southwest Asia (Middle East).

- a. Explain how European partitioning in the Middle East following WWI led to regional conflict.
- b. Explain the historical factors contributing to the establishment of the modern State of Israel in 1948; include the Jewish religious connection to the land, antisemitism, the development of Zionism in Europe, and the aftermath of the Holocaust.
- c. Describe how land and religion plays a role in continuing conflicts in the Middle East (i.e. the Palestinian-Israeli conflict, the division between Sunni and Shia Muslims, and Kurdish nationalism).
- d. Explain U.S. presence and interest in Southwest Asia, including the Persian Gulf conflict and invasions of Afghanistan and Iraq.

Social Studies Georgia Standards of Excellence

Geographic Understandings

SS7G5 Locate selected features in Southwest Asia (Middle East).

- a. Locate on a world and regional political-physical map: Euphrates River, Jordan River, Tigris River, Suez Canal, Persian Gulf, Strait of Hormuz, Arabian Sea, and Red Sea.
- b. Locate on a world and regional political-physical map: Afghanistan, Iran, Iraq, Israel, Kuwait, Saudi Arabia, Syria, Turkey, Gaza Strip, and West Bank.

SS7G6 Explain the impact of environmental issues across Southwest Asia (Middle East).

- a. Explain how water pollution and the unequal access to water impacts irrigation and drinking water.

SS7G7 Explain the impact of location, climate, physical characteristics, distribution of natural resources, and population distribution on Southwest Asia (Middle East).

- a. Describe how the deserts and rivers of Southwest Asia (Middle East) impact trade and affect where people live.

SS7G8 Analyze the diverse cultural characteristics of the people who live in Southwest Asia (Middle East).

- a. Explain the differences between an ethnic group and a religious group.
- b. Describe the diversity of religions within Southwest Asian (Middle Eastern) ethnic groups (e.g., Arabs, Persians, and Kurds).
- c. Compare and contrast the prominent religions in Southwest Asia (Middle East): Judaism, Islam, and Christianity.

Government/Civic Understandings

SS7CG3 Compare and contrast various forms of government.

- a. Explain citizen participation in autocratic and democratic governments [i.e., the role of citizens in choosing the leaders of Israel (parliamentary democracy), Saudi Arabia (autocratic monarchy), and Turkey (parliamentary democracy)].
- b. Describe the two predominant forms of democratic governments: parliamentary and presidential.

Social Studies Georgia Standards of Excellence

Economic Understandings

SS7E4 Analyze different economic systems.

- a. Compare how traditional, command, and market economies answer the economic questions of 1-what to produce, 2-how to produce, and 3-for whom to produce.
- b. Explain that countries have a mixed economic system located on a continuum between pure market and pure command.
- c. Compare and contrast the economic systems in Israel, Saudi Arabia, and Turkey.

SS7E5 Explain how voluntary trade benefits buyers and sellers in Southwest Asia (Middle East).

- a. Explain how specialization encourages trade between countries.
- b. Compare and contrast different types of trade barriers, such as tariffs, quotas, and embargoes.
- c. Explain why international trade requires a system for exchanging currencies between nations.
- d. Explain the primary function of the Organization of Petroleum Exporting Countries (OPEC).

SS7E6 Describe factors that influence economic growth and examine their presence or absence in Israel, Saudi Arabia, and Turkey.

- a. Evaluate how literacy rates affect the standard of living.
- b. Explain the relationship between investment in human capital (education and training) and gross domestic product (GDP per capita).
- c. Explain the relationship between investment in capital goods (factories, machinery, and technology) and gross domestic product (GDP per capita).
- d. Explain how the distribution of oil has affected the development of Southwest Asia (Middle East).
- e. Describe the role of entrepreneurship.

Southern and Eastern Asia

Historical Understandings

SS7H3 Analyze continuity and change in Southern and Eastern Asia.

- a. Describe how nationalism led to independence in India.
- b. Describe the impact of Mohandas Gandhi's belief in non-violent protest.
- c. Explain the role of the United States in the rebuilding of Japan after WWII.
- d. Describe the impact of communism in China in terms of Mao Zedong, the Great Leap Forward, the Cultural Revolution, and Tiananmen Square.
- e. Explain the reasons for foreign involvement in Korea and Vietnam in terms of containment of communism.

Geographic Understandings

SS7G9 Locate selected features in Southern and Eastern Asia.

- a. Locate on a world and regional political-physical map: Ganges River, Huang He (Yellow River), Chang Jiang (Yangtze) River, Bay of Bengal, Indian Ocean, Sea of Japan, South China Sea, Yellow Sea, Gobi Desert, Taklimakan Desert, Himalayan Mountains, and Korean Peninsula.
- b. Locate on a world and regional political-physical map the countries of China, India, Japan, North Korea, South Korea, and Vietnam.

SS7G10 Explain the impact of environmental issues across Southern and Eastern Asia.

- a. Explain the causes and effects of pollution on the Chang Jiang (Yangtze) and Ganges Rivers.
- b. Explain the causes and effects of air pollution and flooding in India and China.

SS7G11 Explain the impact of location, climate, physical characteristics, distribution of natural resources, and population distribution on Southern and Eastern Asia.

- a. Describe how the mountain, desert, and water features of Southern and Eastern Asia impact trade and affect where people live.

SS7G12 Analyze the diverse cultural characteristics of the people who live in Southern and Eastern Asia.

- a. Explain the differences between an ethnic group and a religious group.
- b. Compare and contrast the belief systems originating in Southern and Eastern Asia: Buddhism, Hinduism, Shintoism, and Confucianism.

Social Studies Georgia Standards of Excellence

Government/Civic Understandings

SS7CG4 Compare and contrast various forms of government.

- a. Explain the role of citizen participation in autocratic and democratic governments [i.e. explain the role of citizens in choosing the leaders of China (communist state), Japan (parliamentary democracy), North Korea (autocracy), South Korea (presidential democracy), and India (parliamentary democracy)].
- b. Describe the two predominant forms of democratic governments: parliamentary and presidential.

Economic Understandings

SS7E7 Analyze different economic systems.

- a. Compare how traditional, command, and market economies answer the economic questions of 1-what to produce, 2-how to produce, and 3-for whom to produce.
- b. Explain that countries have a mixed economic system located on a continuum between pure market and pure command.
- c. Compare and contrast the economic systems in China, India, Japan, North Korea, and South Korea.

SS7E8 Explain how voluntary trade benefits buyers and sellers in Southern and Eastern Asia.

- a. Explain how specialization encourages trade between countries.
- b. Compare and contrast different types of trade barriers, such as tariffs, quotas, and embargoes.
- c. Explain why international trade requires a system for exchanging currencies between nations.

SS7E9 Describe factors that influence economic growth and examine their presence or absence in China, India, Japan, South Korea and North Korea

- a. Evaluate how literacy rates affect the standard of living.
- b. Explain the relationship between investment in human capital (education and training) and gross domestic product (GDP per capita).
- c. Explain the relationship between investment in capital goods (factories, machinery, and technology) and gross domestic product (GDP per capita).
- d. Describe the role of natural resources in a country's economy.
- e. Describe the role of entrepreneurship.

Social Studies Georgia Standards of Excellence

SS7E10 Understand that a basic principle of effective personal money management is to live within one's income.

- a. Understand that income is received from work and is limited.
- b. Understand that a budget is a tool to plan the spending and saving of income.
- c. Understand the reasons and benefits of saving.
- d. Understand the uses and costs of credit.

Social Studies Georgia Standards of Excellence

Map and Globe Skills

GOAL: The student will use maps to retrieve social studies information.

I: indicates when a skill is introduced in the standards and elements as part of the content

D: indicates grade levels where the teacher must develop that skill using the appropriate content

M: indicates grade level by which student should achieve mastery, the ability to use the skill in all situations

A: indicates grade levels where students will continue to apply and improve mastered skills

Map and Globe Skills	K	1	2	3	4	5	6	7	8	9-12
1. use a compass rose to identify cardinal directions	I	M	A	A	A	A	A	A	A	A
2. use intermediate directions		I	M	A	A	A	A	A	A	A
3. use a letter/number grid system to determine location			I	M	A	A	A	A	A	A
4. compare and contrast the categories of natural, cultural, and political features found on maps			I	M	A	A	A	A	A	A
5. use graphic scales to determine distances on a map					I	M	A	A	A	A
6. use map key/legend to acquire information from historical, physical, political, resource, product, and economic maps			I	D	M	A	A	A	A	A
7. use a map to explain impact of geography on historical and current events		I	D	D	M	A	A	A	A	A
8. draw conclusions and make generalizations based on information from maps				I	M	A	A	A	A	A
9. use latitude and longitude to determine location				I	D	D	D	M	A	A
10. compare maps of the same place at different points in time and from different perspectives to determine changes, identify trends, and generalize about human activities					I	M	A	A	A	A
11. compare maps with data sets (charts, tables, graphs) and /or readings to draw conclusions and make generalizations					I	M	A	A	A	A
12. use geographic technology and software to determine changes, identify trends, and generalize about human activities										I

Social Studies Georgia Standards of Excellence

Information Processing Skills

GOAL: The student will be able to locate, analyze, and synthesize information related to social studies topics and apply this information to solve problems/make decisions.

I: indicates when a skill is introduced in the standards and elements as part of the content

D: indicates grade levels where the teacher must develop that skill using the appropriate content

M: indicates grade level by which student should achieve mastery, the ability to use the skill in all situations

A: indicates grade levels where students will continue to apply and improve mastered skills

Information Processing Skills	K	1	2	3	4	5	6	7	8	9-12
1. compare similarities and differences	I	D	M	A	A	A	A	A	A	A
2. organize items chronologically	I	D	D	M	A	A	A	A	A	A
3. identify issues and/or problems and alternative solutions	I	D	D	D	D	M	A	A	A	A
4. distinguish between fact and opinion		I	D	M	A	A	A	A	A	A
5. identify main idea, detail, sequence of events, and cause and effect in a social studies context		I	D	D	M	A	A	A	A	A
6. identify and use primary and secondary sources		I	D	D	M	A	A	A	A	A
7. interpret timelines, charts, and tables		I	D	D	M	A	A	A	A	A
8. identify social studies reference resources to use for a specific purpose			I	M	A	A	A	A	A	A
9. construct charts and tables			I	M	A	A	A	A	A	A
10. analyze artifacts			I	D	D	M	A	A	A	A
11. draw conclusions and make generalizations				I	M	A	A	A	A	A
12. analyze graphs and diagrams				I	D	M	A	A	A	A
13. translate dates into centuries, eras, or ages				I	D	M	A	A	A	A
14. formulate appropriate research questions					I	M	A	A	A	A
15. determine adequacy and/or relevancy of information					I	M	A	A	A	A
16. check for consistency of information					I	M	A	A	A	A
17. interpret political cartoons					I	D	D	D	M	A

Social Studies Georgia Standards of Excellence

READING STANDARDS FOR LITERACY IN HISTORY/SOCIAL STUDIES (RHSS) GRADES 6-8
➤ Key Ideas and Details
L6-8RHSS1: Cite specific textual evidence to support analysis of primary and secondary sources.
L6-8RHSS2: Determine the central ideas or information of a primary or secondary source; provide an accurate summary of the source distinct from prior knowledge or opinions.
L6-8RHSS3: Identify key steps in a text’s description of a process related to history/social studies (e.g., how a bill becomes law, how interest rates are raised or lowered).
➤ Craft and Structure
L6-8RHSS4: Determine the meaning of words and phrases as they are used in a text, including vocabulary specific to domains related to history/social studies.
L6-8RHSS5: Describe how a text presents information (e.g., sequentially, comparatively, causally).
L6-8RHSS6: Identify aspects of a text that reveal an author’s point of view or purpose (e.g., loaded language, inclusion or avoidance of particular facts).
➤ Integration of Knowledge and Ideas
L6-8RHSS7: Integrate visual information (e.g., in charts, graphs, photographs, videos, or maps) with other information in print and digital texts.
L6-8RHSS8: Distinguish among fact, opinion, and reasoned judgment in a text.
L6-8RHSS9: Analyze the relationship between a primary and secondary source on the same topic.
➤ Range of Reading and Level of Text Complexity
L6-8RHSS10: By the end of grade 8, read and comprehend history/social studies texts in the grades 6–8 text complexity band independently and proficiently.

*This document continues on the next page with writing standards

Social Studies Georgia Standards of Excellence

WRITING STANDARDS FOR LITERACY IN HISTORY/SOCIAL STUDIES, SCIENCE, AND TECHNICAL SUBJECTS GRADES 6-8 (WHST)
➤ Text Types and Purposes
L6-8WHST1: Write arguments focused on <i>discipline-specific content</i> .
a. Introduce claim(s) about a topic or issue, acknowledge and distinguish the claim(s) from alternate or opposing claims, and organize the reasons and evidence logically.
c. Support claim(s) with logical reasoning and relevant, accurate data and evidence that demonstrate an understanding of the topic or text, using credible sources.
c. Use words, phrases, and clauses to create cohesion and clarify the relationships among claim(s), counterclaims, reasons, and evidence.
d. Establish and maintain a formal style.
e. Provide a concluding statement or section that follows from and supports the argument presented.
L6-8WHST2: Write informative/explanatory texts, including the narration of historical events, scientific procedures/ experiments, or technical processes.
a. Introduce a topic clearly, previewing what is to follow; organize ideas, concepts, and information into broader categories as appropriate to achieving purpose; include formatting (e.g., headings), graphics (e.g., charts, tables), and multimedia when useful to aiding comprehension.
b. Develop the topic with relevant, well-chosen facts, definitions, concrete details, quotations, or other information and examples.
c. Use appropriate and varied transitions to create cohesion and clarify the relationships among ideas and concepts.
d. Use precise language and domain-specific vocabulary to inform about or explain the topic.
e. Establish and maintain a formal style and objective tone.
f. Provide a concluding statement or section that follows from and supports the information or explanation presented.
L6-8WHST3: (See note; not applicable as a separate requirement)
➤ Production and Distribution of Writing
L6-8WHST4: Produce clear and coherent writing in which the development, organization, and style are appropriate to task, purpose, and audience.
L6-8WHST5: With some guidance and support from peers and adults, develop and strengthen writing as needed by planning, revising, editing, rewriting, or trying a new approach, focusing on how well purpose and audience have been addressed.
L6-8WHST6: Use technology, including the Internet, to produce and publish writing and present the relationships between information and ideas clearly and efficiently.
➤ Research to Build and Present Knowledge
L6-8WHST7: Conduct short research projects to answer a question (including a self-generated question), drawing on several sources and generating additional related, focused questions that allow for multiple avenues of exploration.
L6-8WHST8: Gather relevant information from multiple print and digital sources, using search terms effectively; assess the credibility and accuracy of each source; and quote or paraphrase the data and conclusions of others while avoiding plagiarism and following a standard format for citation.
L6-8WHST9: Draw evidence from informational texts to support analysis, reflection, and research.
➤ Range of Writing
L6-8WHST10: Write routinely over extended time frames (time for reflection and revision) and shorter time frames (a single sitting or a day or two) for a range of discipline-specific tasks, purposes, and audiences.

Eighth Grade **Georgia Studies**

In eighth grade, students study Georgia geography, history, government, and economics. While the four strands are interwoven, ample opportunity is also provided for in-depth study of the geography of Georgia and the government of Georgia. U.S. historical events are included, as appropriate, to ensure students understand Georgia's role in the history of the United States.

Historical Understandings

SS8H1 Evaluate the impact of European exploration and settlement on American Indians in Georgia.

- a. Describe the characteristics of American Indians living in Georgia at the time of European contact; to include culture, food, weapons/tools, and shelter.
- b. Explain reasons for European exploration and settlement of North America, with emphasis on the interests of the Spanish and British in the Southeastern area.
- c. Evaluate the impact of Spanish contact on American Indians, including the explorations of Hernando DeSoto and the establishment of Spanish missions along the barrier islands.

SS8H2 Analyze the colonial period of Georgia's history.

- a. Explain the importance of the Charter of 1732, including the reasons for settlement (philanthropy, economics, and defense).
- b. Analyze the relationship between James Oglethorpe, Tomochichi, and Mary Musgrove in establishing the city of Savannah at Yamacraw Bluff.
- c. Evaluate the role of diverse groups (Jews, Salzburgers, Highland Scots, and Malcontents) in settling Georgia during the Trustee Period.
- d. Explain the transition of Georgia into a royal colony with regard to land ownership, slavery, alcohol, and government.
- e. Give examples of the kinds of goods and services produced and traded in colonial Georgia.

Social Studies Georgia Standards of Excellence

SS8H3 Analyze the role of Georgia in the American Revolutionary Era.

- a. Explain the causes of the American Revolution as they impacted Georgia; include the French and Indian War, Proclamation of 1763, and the Stamp Act.
- b. Interpret the three parts of the Declaration of Independence (preamble, grievances, and declaration) and identify the three Georgia signers of the document.
- c. Analyze the significance of the Loyalists and Patriots as a part of Georgia's role in the Revolutionary War; include the Battle of Kettle Creek and Siege of Savannah.
- d. Analyze the weaknesses of the Articles of Confederation and explain how those weaknesses led to the writing of a new federal Constitution.

SS8H4 Explain significant factors that affected westward expansion in Georgia between 1789 and 1840.

- a. Explain reasons for the establishment of the University of Georgia, and for the westward movement of Georgia's capitals.
- b. Evaluate the impact of land policies pursued by Georgia; include the headright system, land lotteries, and the Yazoo Land Fraud.
- c. Explain how technological developments, including the cotton gin and railroads, had an impact on Georgia's growth.
- d. Describe the role of William McIntosh in the removal of the Creek from Georgia.
- e. Analyze how key people (John Ross, John Marshall, and Andrew Jackson) and events (Dahlonega Gold Rush and *Worcester v. Georgia*) led to the removal of the Cherokees from Georgia known as the Trail of Tears.

SS8H5 Analyze the impact of the Civil War on Georgia.

- a. Explain the importance of key issues and events that led to the Civil War; include slavery, states' rights, nullification, Compromise of 1850 and the Georgia Platform, the Dred Scott case, Abraham Lincoln's election in 1860, and the debate over secession in Georgia.
- b. Explain Georgia's role in the Civil War; include the Union blockade of Georgia's coast, the Emancipation Proclamation, Chickamauga, Sherman's Atlanta Campaign, Sherman's March to the Sea, and Andersonville.

Social Studies Georgia Standards of Excellence

SS8H6 Analyze the impact of Reconstruction on Georgia.

- a. Explain the roles of the 13th, 14th, and 15th Amendments in Reconstruction.
- b. Explain the key features of the Lincoln, the Johnson, and the Congressional Reconstruction plans.
- c. Compare and contrast the goals and outcomes of the Freedmen's Bureau and the Ku Klux Klan.
- d. Examine reasons for and effects of the removal of African American or Black legislators from the Georgia General Assembly during Reconstruction.
- e. Give examples of goods and services produced during the Reconstruction Era, including the use of sharecropping and tenant farming.

SS8H7 Evaluate key political, social, and economic changes that occurred in Georgia during the New South Era.

- a. Identify the ways individuals, groups, and events attempted to shape the New South; include the Bourbon Triumvirate, Henry Grady, International Cotton Expositions, and Tom Watson and the Populists.
- b. Analyze how rights were denied to African Americans or Blacks through Jim Crow laws, *Plessy v. Ferguson*, disenfranchisement, and racial violence, including the 1906 Atlanta Riot.
- c. Explain the roles of Booker T. Washington, W. E. B. DuBois, and Alonzo Herndon in advancement of the rights of African Americans or Blacks in the New South Era.
- d. Examine antisemitism and the resistance to racial equality exemplified in the Leo Frank case.

SS8H8 Analyze Georgia's participation in important events that occurred from World War I through the Great Depression.

- a. Describe Georgia's contributions to World War I.
- b. Explain economic factors that resulted in the Great Depression. (e.g., boll weevil and drought).
- c. Describe Eugene Talmadge's opposition to the New Deal Programs.
- d. Discuss President Roosevelt's ties to Georgia, including his visits to Warm Springs and his impact on the state.
- e. Examine the effects of the New Deal in terms of the impact of the Civilian Conservation Corps, Agricultural Adjustment Act, Rural Electrification Administration, and Social Security Administration.

Social Studies Georgia Standards of Excellence

SS8H9 Describe the role of Georgia in WWII.

- a. Describe key events leading up to American involvement in World War II; include the Lend-Lease Act and the bombing of Pearl Harbor.
- b. Evaluate the purpose and economic impact of the Bell Bomber Plant, military bases, and the Savannah and Brunswick shipyards.
- c. Explain the economic and military contributions of Richard Russell and Carl Vinson.

SS8H10 Evaluate key post-World War II developments in Georgia.

- a. Explain how technology transformed agriculture and created a population shift within the state.
- b. Explain how the development of Atlanta under mayors William B. Hartsfield and Ivan Allen, Jr. impacted the state.
- c. Describe the relationship between the end of the white primary and the 1946 governor's race.

SS8H11 Evaluate the role of Georgia in the modern civil rights movement.

- a. Explain Georgia's response to *Brown v. Board of Education* including the 1956 flag and the Sibley Commission.
- b. Describe the role of individuals (Martin Luther King, Jr. and John Lewis), groups (SNCC and SCLC) and events (Albany Movement and March on Washington) in the Civil Rights Movement.
- c. Explain the resistance to the 1964 Civil Rights Act, emphasizing the role of Lester Maddox.

SS8H12 Explain the importance of developments in Georgia since the late 20th century

- a. Explain how the continued development of Atlanta under mayors Maynard Jackson and Andrew Young impacted the state.
- b. Describe the role of Jimmy Carter in Georgia as state senator, governor, president, and past president.
- c. Evaluate the short-term and long-term impacts of hosting the 1996 Olympics on Georgia's economic and population growth.
- d. Analyze Georgia's role in the national and global economy of the 21st Century, with regard to tourism, Savannah port expansion, and the film industry.

Social Studies Georgia Standards of Excellence

Geographic Understandings

SS8G1 Describe Georgia’s geography and climate.

- a. Locate Georgia in relation to region, nation, continent, and hemispheres.
- b. Distinguish among the five geographic regions of Georgia in terms of location, climate, agriculture, and economic contribution.
- c. Locate key physical features of Georgia and explain their importance; include the Fall Line, Okefenokee Swamp, Appalachian Mountains, Chattahoochee and Savannah Rivers, and barrier islands.
- d. Analyze the importance of water in Georgia’s historical development and economic growth.

Government/Civic Understandings

SS8CG1 Describe the foundations of Georgia’s government.

- a. Explain the basic structure of the Georgia state constitution (preamble, bill of rights, articles, and amendments) as well as its relationship to the United States Constitution.
- b. Explain separation of powers and checks and balances among Georgia’s three branches of government.
- c. Describe the rights and responsibilities of citizens according to the Georgia Constitution.
- d. List voting qualifications for elections in Georgia.
- e. Identify wisdom, justice, and moderation as the three principles in the Pledge of Allegiance to the Georgia Flag.

SS8CG2 Analyze the role of the legislative branch in Georgia.

- a. Explain the qualifications for members of the General Assembly and its role as the law-making body of Georgia.
- b. Describe the purpose of the committee system within the Georgia General Assembly.
- c. Explain the process for making a law in Georgia.
- d. Describe how state government is funded and how spending decisions are made.

SS8CG3 Analyze the role of the executive branch in Georgia state government.

- a. Explain the qualifications for the governor and lieutenant governor and their role in the executive branch of state government.
- b. Describe how the executive branch fulfills its role through state agencies that administer programs and enforce laws.

Social Studies Georgia Standards of Excellence

SS8CG4 Analyze the role of the judicial branch in Georgia state government.

- a. Describe the ways that judges are selected in Georgia.
- b. Analyze the dual purpose of the judicial branch: to interpret the laws of Georgia and administer justice in our legal system.
- c. Explain the difference between criminal law and civil law.
- d. Explain the steps in the adult criminal justice system beginning with arrest.

SS8CG5 Explain how the Georgia court system treats juvenile offenders.

- a. Explain the difference between delinquent and unruly behavior and the consequences of each.
- b. Describe the rights of juveniles involved in the juvenile justice system.
- c. Explain the steps in the juvenile justice system when a juvenile is first taken into custody.

SS8CG6 Analyze the role of local governments in the state of Georgia.

- a. Explain the origins and purposes, of city, county, and special-purpose governments in Georgia.
- b. Describe how local government is funded and how spending decisions are made.

Economic Understandings

SS8E1 Explain how the four transportation systems (road, air, water, and rail) of Georgia contribute to the development and growth of the state's economy.

- a. Evaluate the ways in which the Interstate Highway System, Hartsfield-Jackson International Airport, deepwater ports, and railroads interact to support the exchange of goods and services domestically and internationally.
- b. Explain how the four transportation systems provide jobs for Georgians.

SS8E2 Evaluate the influence of Georgia-based businesses on the State's economic growth and development.

- a. Describe how profit is an incentive for entrepreneurs.
- b. Explain how entrepreneurs take risks to develop new goods and services to start a business.
- c. Evaluate the economic impact of various industries in Georgia including agricultural, entertainment, manufacturing, service, and technology.

SS8E3 Explain the principles of effective personal money management.

- a. Explain that income is the starting point for personal financial management.
- b. Describe the reasons for and the benefits of a household budget.
- c. Describe the reasons for and the benefits of savings.
- d. Describe the uses of debt and associated risks.

Social Studies Georgia Standards of Excellence

Map and Globe Skills

GOAL: The student will use maps to retrieve social studies information.

I: indicates when a skill is introduced in the standards and elements as part of the content

D: indicates grade levels where the teacher must develop that skill using the appropriate content

M: indicates grade level by which student should achieve mastery, the ability to use the skill in all situations

A: indicates grade levels where students will continue to apply and improve mastered skills

Map and Globe Skills	K	1	2	3	4	5	6	7	8	9-12
1. use a compass rose to identify cardinal directions	I	M	A	A	A	A	A	A	A	A
2. use intermediate directions		I	M	A	A	A	A	A	A	A
3. use a letter/number grid system to determine location			I	M	A	A	A	A	A	A
4. compare and contrast the categories of natural, cultural, and political features found on maps			I	M	A	A	A	A	A	A
5. use graphic scales to determine distances on a map					I	M	A	A	A	A
6. use map key/legend to acquire information from historical, physical, political, resource, product, and economic maps			I	D	M	A	A	A	A	A
7. use a map to explain impact of geography on historical and current events		I	D	D	M	A	A	A	A	A
8. draw conclusions and make generalizations based on information from maps				I	M	A	A	A	A	A
9. use latitude and longitude to determine location				I	D	D	D	M	A	A
10. compare maps of the same place at different points in time and from different perspectives to determine changes, identify trends, and generalize about human activities					I	M	A	A	A	A
11. compare maps with data sets (charts, tables, graphs) and /or readings to draw conclusions and make generalizations					I	M	A	A	A	A
12. use geographic technology and software to determine changes, identify trends, and generalize about human activities										I

Social Studies Georgia Standards of Excellence

Information Processing Skills

GOAL: The student will be able to locate, analyze, and synthesize information related to social studies topics and apply this information to solve problems/make decisions.

I: indicates when a skill is introduced in the standards and elements as part of the content

D: indicates grade levels where the teacher must develop that skill using the appropriate content

M: indicates grade level by which student should achieve mastery, the ability to use the skill in all situations

A: indicates grade levels where students will continue to apply and improve mastered skills

Information Processing Skills	K	1	2	3	4	5	6	7	8	9-12
1. compare similarities and differences	I	D	M	A	A	A	A	A	A	A
2. organize items chronologically	I	D	D	M	A	A	A	A	A	A
3. identify issues and/or problems and alternative solutions	I	D	D	D	D	M	A	A	A	A
4. distinguish between fact and opinion		I	D	M	A	A	A	A	A	A
5. identify main idea, detail, sequence of events, and cause and effect in a social studies context		I	D	D	M	A	A	A	A	A
6. identify and use primary and secondary sources		I	D	D	M	A	A	A	A	A
7. interpret timelines, charts, and tables		I	D	D	M	A	A	A	A	A
8. identify social studies reference resources to use for a specific purpose			I	M	A	A	A	A	A	A
9. construct charts and tables			I	M	A	A	A	A	A	A
10. analyze artifacts			I	D	D	M	A	A	A	A
11. draw conclusions and make generalizations				I	M	A	A	A	A	A
12. analyze graphs and diagrams				I	D	M	A	A	A	A
13. translate dates into centuries, eras, or ages				I	D	M	A	A	A	A
14. formulate appropriate research questions					I	M	A	A	A	A
15. determine adequacy and/or relevancy of information					I	M	A	A	A	A
16. check for consistency of information					I	M	A	A	A	A
17. interpret political cartoons					I	D	D	D	M	A


Social Studies Georgia Standards of Excellence

READING STANDARDS FOR LITERACY IN HISTORY/SOCIAL STUDIES (RHSS) GRADES 6-8
➤ Key Ideas and Details
L6-8RHSS1: Cite specific textual evidence to support analysis of primary and secondary sources.
L6-8RHSS2: Determine the central ideas or information of a primary or secondary source; provide an accurate summary of the source distinct from prior knowledge or opinions.
L6-8RHSS3: Identify key steps in a text’s description of a process related to history/social studies (e.g., how a bill becomes law, how interest rates are raised or lowered).
➤ Craft and Structure
L6-8RHSS4: Determine the meaning of words and phrases as they are used in a text, including vocabulary specific to domains related to history/social studies.
L6-8RHSS5: Describe how a text presents information (e.g., sequentially, comparatively, causally).
L6-8RHSS6: Identify aspects of a text that reveal an author’s point of view or purpose (e.g., loaded language, inclusion or avoidance of particular facts).
➤ Integration of Knowledge and Ideas
L6-8RHSS7: Integrate visual information (e.g., in charts, graphs, photographs, videos, or maps) with other information in print and digital texts.
L6-8RHSS8: Distinguish among fact, opinion, and reasoned judgment in a text.
L6-8RHSS9: Analyze the relationship between a primary and secondary source on the same topic.
➤ Range of Reading and Level of Text Complexity
L6-8RHSS10: By the end of grade 8, read and comprehend history/social studies texts in the grades 6–8 text complexity band independently and proficiently.

*This document continues on the next page with writing standards

Social Studies Georgia Standards of Excellence

WRITING STANDARDS FOR LITERACY IN HISTORY/SOCIAL STUDIES, SCIENCE, AND TECHNICAL SUBJECTS GRADES 6-8 (WHST)
➤ Text Types and Purposes
L6-8WHST1: Write arguments focused on <i>discipline-specific content</i> .
a. Introduce claim(s) about a topic or issue, acknowledge and distinguish the claim(s) from alternate or opposing claims, and organize the reasons and evidence logically.
b. Support claim(s) with logical reasoning and relevant, accurate data and evidence that demonstrate an understanding of the topic or text, using credible sources.
c. Use words, phrases, and clauses to create cohesion and clarify the relationships among claim(s), counterclaims, reasons, and evidence.
d. Establish and maintain a formal style.
e. Provide a concluding statement or section that follows from and supports the argument presented.
L6-8WHST2: Write informative/explanatory texts, including the narration of historical events, scientific procedures/ experiments, or technical processes.
a. Introduce a topic clearly, previewing what is to follow; organize ideas, concepts, and information into broader categories as appropriate to achieving purpose; include formatting (e.g., headings), graphics (e.g., charts, tables), and multimedia when useful to aiding comprehension.
b. Develop the topic with relevant, well-chosen facts, definitions, concrete details, quotations, or other information and examples.
c. Use appropriate and varied transitions to create cohesion and clarify the relationships among ideas and concepts.
d. Use precise language and domain-specific vocabulary to inform about or explain the topic.
e. Establish and maintain a formal style and objective tone.
f. Provide a concluding statement or section that follows from and supports the information or explanation presented.
L6-8WHST3: (See note; not applicable as a separate requirement)
➤ Production and Distribution of Writing
L6-8WHST4: Produce clear and coherent writing in which the development, organization, and style are appropriate to task, purpose, and audience.
L6-8WHST5: With some guidance and support from peers and adults, develop and strengthen writing as needed by planning, revising, editing, rewriting, or trying a new approach, focusing on how well purpose and audience have been addressed.
L6-8WHST6: Use technology, including the Internet, to produce and publish writing and present the relationships between information and ideas clearly and efficiently.
➤ Research to Build and Present Knowledge
L6-8WHST7: Conduct short research projects to answer a question (including a self-generated question), drawing on several sources and generating additional related, focused questions that allow for multiple avenues of exploration.
L6-8WHST8: Gather relevant information from multiple print and digital sources, using search terms effectively; assess the credibility and accuracy of each source; and quote or paraphrase the data and conclusions of others while avoiding plagiarism and following a standard format for citation.
L6-8WHST9: Draw evidence from informational texts to support analysis reflection, and research.
➤ Range of Writing
L6-8WHST10: Write routinely over extended time frames (time for reflection and revision) and shorter time frames (a single sitting or a day or two) for a range of discipline-specific tasks, purposes, and audiences.



Richard Woods, Georgia's School Superintendent
"Educating Georgia's Future"

SOCIAL STUDIES

Georgia Standards of Excellence (GSE)

HIGH SCHOOL Grade 9 – Grade 12

American Government/Civics

The government course provides students with a background in the philosophy, functions, and structure of the United States government. Students examine the philosophical foundations of the United States government and how that philosophy developed. Students also examine the structure and function of the United States government and its relationship to states and citizens.

SSCG1 Compare and contrast various systems of government.

- a. Determine how governments differ in geographic distribution of power, particularly unitary, confederal, and federal types of government.
- b. Determine how some forms of government differ in their level of citizen participation particularly authoritarian (autocracy and oligarchy) and democratic.
- c. Determine how the role of the executive differs in presidential and parliamentary systems of governments.
- d. Differentiate between a direct democracy, representative democracy, and/or a republic.

SSCG2 Demonstrate knowledge of the political philosophies that shaped the development of United States constitutional government.

- a. Analyze key ideas of limited government and the rule of law as seen in the Magna Carta, the Petition of Right, and the English Bill of Rights.
- b. Analyze the impact of the writings of Hobbes (Leviathan), Locke (Second Treatise on Government), Rousseau (The Social Contract), and Montesquieu (The Spirit of the Laws) on our concept of government.
- c. Analyze the ways in which the philosophies listed in element 2b influenced the Declaration of Independence.

SSCG3 Demonstrate knowledge of the framing and structure of the United States Constitution.

- a. Analyze debates during the drafting of the Constitution, including the Three-Fifths Compromise, the Great Compromise, and the Commerce Clause.
- b. Analyze how the Constitution addresses the weaknesses of the Articles of Confederation.
- c. Explain the fundamental principles of the United States Constitution, including limited government, the rule of law, federalism, separation of powers, checks and balances, and popular sovereignty.
- d. Explain the key ideas in the debate over ratification made by the Federalists and the Anti-Federalists.

Social Studies Georgia Standards of Excellence

SSCG4 Demonstrate knowledge of the organization and powers of the national government.

- a. Describe the structure, powers, and limitations of the legislative, executive, and judicial branches, as described in the Constitution.
- b. Analyze the relationship between the three branches in a system of checks and balances and separation of powers.

SSCG5 Demonstrate knowledge of the federal system of government described in the United States Constitution.

- a. Explain and analyze the relationship of state governments to the national government.
- b. Define and provide examples of enumerated, implied, concurrent, reserved, and denied powers.
- c. Analyze the ongoing debate that focuses on the balance of power between state and national governments as it relates to current issues.
- d. Analyze the Supremacy Clause found in Article VI and the role of the U.S. Constitution as the “supreme law of the land.”
- e. Describe the roles of Congress and the states in the formal process of amending the Constitution.

SSCG6 Analyze the meaning and importance of each of the rights guaranteed under the Bill of Rights and how each is secured.

SSCG7 Demonstrate knowledge of civil liberties and civil rights.

- a. Define civil liberties as protections against government actions (e.g., First Amendment).
- b. Define civil rights as equal protections for all people (e.g., Civil Rights Act, *Brown v. Board of Education*, etc.)
- c. Analyze due process of law as expressed in the 5th and 14th amendments, as understood through the process of incorporation.
- d. Identify how amendments extend the right to vote.

Social Studies Georgia Standards of Excellence

SSCG8 Demonstrate knowledge of the legislative branch of government.

- a. Cite the formal qualifications for representatives and senators listed in the Constitution.
- b. Describe the election process for representatives and senators and how the 17th Amendment impacted the election of senators.
- c. Compare the terms of office for each chamber of Congress and explain the Founders' intent.
- d. Compare and contrast the powers of each chamber of Congress (e.g., power of the purse, 16th Amendment, treaties, etc.)
- e. Explain the steps in the legislative process.
- f. Explain the functions of various leadership positions and committees within the legislature.
- g. Analyze the positive and negative role lobbyists play in the legislative process.

SSCG9 Explain the impeachment and removal process and its use for federal officials as defined in the U.S. Constitution.

SSCG10 Demonstrate knowledge of the executive branch of government.

- a. Cite the formal qualifications listed in the Constitution for President of the United States.
- b. Describe informal qualifications common to past presidents.
- c. Identify term of office and describe the line of succession (e.g., 20th, 22nd, and 25th amendments).
- d. Analyze the role of the Electoral College in electing the President and the clarification provided in the 12th Amendment.
- e. Distinguish between the roles of the President, including Commander in Chief of the Armed Forces, chief executive, chief agenda setter, chief of state, chief diplomat, and party leader.

SSCG11 Explain the functions of the departments and agencies of the federal bureaucracy.

- a. Compare and contrast the organization and responsibilities of independent regulatory agencies, government corporations, and executive agencies.
- b. Explain the functions of the President's Cabinet.

SSCG12 Describe the tools used to carry out United States foreign policy, including diplomacy and treaties; economic, military, and humanitarian aid; and sanctions and military intervention.

Social Studies Georgia Standards of Excellence

SSCG13 Demonstrate knowledge of the operation of the judicial branch of government.

- a. Describe the selection and approval process for federal judges.
- b. Explain the jurisdiction of the Supreme Court, federal courts and the state courts.
- c. Examine how John Marshall established judicial review through his opinion in *Marbury v. Madison* and relate its impact.
- d. Describe how the Supreme Court selects and decides cases.
- e. Compare the philosophies of judicial activism and judicial restraint and provide relevant examples (e.g., marriage, 2nd Amendment, death penalty, etc.)

SSCG14 Demonstrate knowledge of the criminal justice process.

- a. Explain an individual's due process rights (e.g., 4th, 5th, 6th, and 14th amendments).
- b. Categorize different types of crimes.
- c. Analyze the procedures in the criminal justice process.
- d. Examine the different types of sentences a convicted person can receive.
- e. Contrast the procedures related to civil suits with criminal proceedings.

SSCG15 Demonstrate knowledge of local, state, and national elections.

- a. Describe the historical development, organization, role, and constituencies of political parties.
- b. Describe the nomination and election process.
- c. Examine campaign funding and spending and the influence of special interest groups on elections.
- d. Explain how recent policy changes and Supreme Court rulings have impacted the campaign finance process.
- e. Analyze the influence of media coverage, campaign advertising, and public opinion polls.

SSCG16 Analyze the difference between involuntary and voluntary participation in civic life.

- a. Describe how and why citizens are required by law to pay taxes, serve on a jury, and register for military duty.
- b. Describe how citizens voluntarily and responsibly participate in the political process by voting, performing public service, being informed about current issues, and respecting differing opinions.
- c. Explain the meaning and history of the Pledge of Allegiance.

Social Studies Georgia Standards of Excellence

SSCG17 Demonstrate knowledge of the organization and powers of state and local government described in the Georgia Constitution.

- a. Examine the structure of local governments with emphasis on counties and cities.
- b. Analyze the relationship among state and local governments.
- c. Examine sources of revenue received by local governments.
- d. Analyze the services provided by state and local governments.
- e. Analyze limitations on state and local government that may be exercised by the citizens (e.g., the initiative, referendum, and recall).

Social Studies Georgia Standards of Excellence

Map and Globe Skills

GOAL: The student will use maps to retrieve social studies information.

I: indicates when a skill is introduced in the standards and elements as part of the content

D: indicates grade levels where the teacher must develop that skill using the appropriate content

M: indicates grade level by which student should achieve mastery, the ability to use the skill in all situations

A: indicates grade levels where students will continue to apply and improve mastered skills

Map and Globe Skills	K	1	2	3	4	5	6	7	8	9-12
1. use a compass rose to identify cardinal directions	I	M	A	A	A	A	A	A	A	A
2. use intermediate directions		I	M	A	A	A	A	A	A	A
3. use a letter/number grid system to determine location			I	M	A	A	A	A	A	A
4. compare and contrast the categories of natural, cultural, and political features found on maps			I	M	A	A	A	A	A	A
5. use graphic scales to determine distances on a map					I	M	A	A	A	A
6. use map key/legend to acquire information from historical, physical, political, resource, product, and economic maps			I	D	M	A	A	A	A	A
7. use a map to explain impact of geography on historical and current events		I	D	D	M	A	A	A	A	A
8. draw conclusions and make generalizations based on information from maps				I	M	A	A	A	A	A
9. use latitude and longitude to determine location				I	D	D	D	M	A	A
10. compare maps of the same place at different points in time and from different perspectives to determine changes, identify trends, and generalize about human activities					I	M	A	A	A	A
11. compare maps with data sets (charts, tables, graphs) and /or readings to draw conclusions and make generalizations					I	M	A	A	A	A
12. use geographic technology and software to determine changes, identify trends, and generalize about human activities										I

Social Studies Georgia Standards of Excellence

Information Processing Skills

GOAL: The student will be able to locate, analyze, and synthesize information related to social studies topics and apply this information to solve problems/make decisions.

I: indicates when a skill is introduced in the standards and elements as part of the content

D: indicates grade levels where the teacher must develop that skill using the appropriate content

M: indicates grade level by which student should achieve mastery, the ability to use the skill in all situations

A: indicates grade levels where students will continue to apply and improve mastered skills

Information Processing Skills	K	1	2	3	4	5	6	7	8	9-12
1. compare similarities and differences	I	D	M	A	A	A	A	A	A	A
2. organize items chronologically	I	D	D	M	A	A	A	A	A	A
3. identify issues and/or problems and alternative solutions	I	D	D	D	D	M	A	A	A	A
4. distinguish between fact and opinion		I	D	M	A	A	A	A	A	A
5. identify main idea, detail, sequence of events, and cause and effect in a social studies context		I	D	D	M	A	A	A	A	A
6. identify and use primary and secondary sources		I	D	D	M	A	A	A	A	A
7. interpret timelines, charts, and tables		I	D	D	M	A	A	A	A	A
8. identify social studies reference resources to use for a specific purpose			I	M	A	A	A	A	A	A
9. construct charts and tables			I	M	A	A	A	A	A	A
10. analyze artifacts			I	D	D	M	A	A	A	A
11. draw conclusions and make generalizations				I	M	A	A	A	A	A
12. analyze graphs and diagrams				I	D	M	A	A	A	A
13. translate dates into centuries, eras, or ages				I	D	M	A	A	A	A
14. formulate appropriate research questions					I	M	A	A	A	A
15. determine adequacy and/or relevancy of information					I	M	A	A	A	A
16. check for consistency of information					I	M	A	A	A	A
17. interpret political cartoons					I	D	D	D	M	A

Social Studies Georgia Standards of Excellence

Clarification for Literacy Standards in High School:

Grades 9-10 social studies courses incorporate the grades 9-10 Reading/Writing Standards for Literacy in History/Social Studies.

Grades 11-12 social studies courses incorporate the grades 11-12 Reading/Writing Standards for Literacy in History/Social Studies.

READING STANDARDS FOR LITERACY IN HISTORY/SOCIAL STUDIES (RHSS) GRADE 9-10
➤ Key Ideas and Details
L9-10RHSS1: Cite specific textual evidence to support analysis of primary and secondary sources, attending to such features as the date and origin of the information.
L9-10RHSS2: Determine the central ideas or information of a primary or secondary source; provide an accurate summary of how key events or ideas develop over the course of the text.
L9-10RHSS3: Analyze in detail a series of events described in a text; determine whether earlier events caused later ones or simply preceded them.
➤ Craft and Structure
L9-10RHSS4: Determine the meaning of words and phrases as they are used in a text, including vocabulary describing political, social, or economic aspects of history/social science.
L9-10RHSS5: Analyze how a text uses structure to emphasize key points or advance an explanation or analysis
L9-10RHSS6: Compare the point of view of two or more authors for how they treat the same or similar topics, including which details they include and emphasize in their respective accounts.
➤ Integration of Knowledge and Ideas
L9-10RHSS7: Integrate quantitative or technical analysis (e.g., charts, research data) with qualitative analysis in print or digital text.
L9-10RHSS8: Assess the extent to which the reasoning and evidence in a text support the author's claims.
L9-10RHSS9: Compare and contrast treatments of the same topic in several primary and secondary sources.
➤ Range of Reading and Level of Text Complexity
L9-10RHSS10: By the end of grade 10, read and comprehend history/social studies texts in the grades 9–10 text complexity band independently and proficiently.

*This document continues on the next page with writing standards

Social Studies Georgia Standards of Excellence

WRITING STANDARDS FOR LITERACY IN HISTORY/SOCIAL STUDIES, SCIENCE, AND TECHNICAL SUBJECTS GRADES 9-10 (WHST)
➤ Text Types and Purposes
L9-10WHST1: Write arguments focused on <i>discipline-specific content</i> .
a. Introduce precise claim(s), distinguish the claim(s) from alternate or opposing claims, and create an organization that establishes clear relationships among the claim(s), counterclaims, reasons, and evidence.
b. Develop claim(s) and counterclaims fairly, supplying data and evidence for each while pointing out the strengths and limitations of both claim(s) and counterclaims in a discipline-appropriate form and in a manner that anticipates the audience’s knowledge level and concerns.
c. Use words, phrases, and clauses to link the major sections of the text, create cohesion, and clarify the relationships between claim(s) and reasons, between reasons and evidence, and between claim(s) and counterclaims.
d. Establish and maintain a formal style and objective tone while attending to the norms and conventions of the discipline in which they are writing.
e. Provide a concluding statement or section that follows from or supports the argument presented.
L9-10WHST2: Write informative/explanatory texts, including the narration of historical events, scientific procedures/ experiments, or technical processes.
a. Introduce a topic and organize ideas, concepts, and information to make important connections and distinctions; include formatting (e.g., headings), graphics (e.g., figures, tables), and multimedia when useful to aiding comprehension.
b. Develop the topic with well-chosen, relevant, and sufficient facts, extended definitions, concrete details, quotations, or other information and examples appropriate to the audience’s knowledge of the topic.
c. Use varied transitions and sentence structures to link the major sections of the text, create cohesion, and clarify the relationships among ideas and concepts.
d. Use precise language and domain-specific vocabulary to manage the complexity of the topic and convey a style appropriate to the discipline and context as well as to the expertise of likely readers.
e. Establish and maintain a formal style and objective tone while attending to the norms and conventions of the discipline in which they are writing.
f. Provide a concluding statement or section that follows from and supports the information or explanation presented (e.g., articulating implications or the significance of the topic).
L9-10WHST3: (See note; not applicable as a separate requirement)
➤ Production and Distribution of Writing
L9-10WHST4: Produce clear and coherent writing in which the development, organization, and style are appropriate to task, purpose, and audience.
L9-10WHST5: Develop and strengthen writing as needed by planning, revising, editing, rewriting, or trying a new approach, focusing on addressing what is most significant for a specific purpose and audience.
L9-10WHST6: Use technology, including the Internet, to produce, publish, and update individual or shared writing products, taking advantage of technology’s capacity to link to other information and to display information flexibly and dynamically.
➤ Research to Build and Present Knowledge
L9-10WHST7: Conduct short as well as more sustained research projects to answer a question (including a self-generated question) or solve a problem; narrow or broaden the inquiry when appropriate; synthesize multiple sources on the subject, demonstrating understanding of the subject under investigation.
L9-10WHST8: Gather relevant information from multiple authoritative print and digital sources, using advanced searches effectively; assess the usefulness of each source in answering the research question; integrate information into the text selectively to maintain the flow of ideas, avoiding plagiarism and following a standard format for citation.
L9-10WHST9: Draw evidence from informational texts to support analysis, reflection, and research.
➤ Range of Writing
L9-10WHST10: Write routinely over extended time frames (time for reflection and revision) and shorter time frames (a single sitting or a day or two) for a range of discipline-specific tasks, purposes, and audiences.

Social Studies Georgia Standards of Excellence

READING STANDARDS FOR LITERACY IN HISTORY/SOCIAL STUDIES (RHSS) GRADE 11-12
➤ Key Ideas and Details
L11-12RHSS1: Cite specific textual evidence to support analysis of primary and secondary sources, connecting insights gained from specific details to an understanding of the text as a whole.
L11-12RHSS2: Determine the central ideas or information of a primary or secondary source; provide an accurate summary that makes clear the relationships among the key details and ideas.
L11-12RHSS3: Evaluate various explanations for actions or events and determine which explanation best accords with textual evidence, acknowledging where the text leaves matters uncertain.
➤ Craft and Structure
L11-12RHSS4: Determine the meaning of words and phrases as they are used in a text, including analyzing how an author uses and refines the meaning of a key term over the course of a text (e.g., how Madison defines <i>faction</i> in <i>Federalist</i> No. 10).
L11-12RHSS5: Analyze in detail how a complex primary source is structured, including how key sentences, paragraphs, and larger portions of the text contribute to the whole.
L11-12RHSS6: Evaluate authors' differing points of view on the same historical event or issue by assessing the authors' claims, reasoning, and evidence.
➤ Integration of Knowledge and Ideas
L11-12RHSS7: Integrate and evaluate multiple sources of information presented in diverse formats and media (e.g., visually, quantitatively, as well as in words) in order to address a question or solve a problem.
L11-12RHSS8: Evaluate an author's premises, claims, and evidence by corroborating or challenging them with other information.
L11-12RHSS9: Integrate information from diverse sources, both primary and secondary, into a coherent understanding of an idea or event, noting discrepancies among sources.
➤ Range of Reading and Level of Text Complexity
L11-12RHSS10: By the end of grade 12, read and comprehend history/social studies texts in the grades 11–12 text complexity band independently and proficiently.

*This document continues on the next page with writing standards

Social Studies Georgia Standards of Excellence

WRITING STANDARDS FOR LITERACY IN HISTORY/SOCIAL STUDIES, SCIENCE, AND TECHNICAL SUBJECTS GRADES 11-12 (WHST)
➤ Text Types and Purposes
L11-12WHST1: Write arguments focused on <i>discipline-specific content</i> .
a. Introduce precise, knowledgeable claim(s), establish the significance of the claim(s), distinguish the claim(s) from alternate or opposing claims, and create an organization that logically sequences the claim(s), counterclaims, reasons, and evidence.
b. Develop claim(s) and counterclaims fairly and thoroughly, supplying the most relevant data and evidence for each while pointing out the strengths and limitations of both claim(s) and counterclaims in a discipline-appropriate form that anticipates the audience’s knowledge level, concerns, values, and possible biases.
c. Use words, phrases, and clauses as well as varied syntax to link the major sections of the text, create cohesion, and clarify the relationships between claim(s) and reasons, between reasons and evidence, and between claim(s) and counterclaims.
d. Establish and maintain a formal style and objective tone while attending to the norms and conventions of the discipline in which they are writing.
e. Provide a concluding statement or section that follows from or supports the argument presented.
L11-12WHST2: Write informative/explanatory texts, including the narration of historical events, scientific procedures/experiments, or technical processes.
a. Introduce a topic and organize complex ideas, concepts, and information so that each new element builds on that which precedes it to create a unified whole; include formatting (e.g., headings), graphics (e.g., figures, tables), and multimedia when useful to aiding comprehension.
b. Develop the topic thoroughly by selecting the most significant and relevant facts, extended definitions, concrete details, quotations, or other information and examples appropriate to the audience’s knowledge of the topic.
c. Use varied transitions and sentence structures to link the major sections of the text, create cohesion, and clarify the relationships among complex ideas and concepts.
d. Use precise language, domain-specific vocabulary and techniques such as metaphor, simile, and analogy to manage the complexity of the topic; convey a knowledgeable stance in a style that responds to the discipline and context as well as to the expertise of likely readers.
e. Provide a concluding statement or section that follows from and supports the information or explanation provided (e.g., articulating implications or the significance of the topic).
L11-12WHST3: (See note; not applicable as a separate requirement)
➤ Production and Distribution of Writing
L11-12WHST4: Produce clear and coherent writing in which the development, organization, and style are appropriate to task, purpose, and audience.
L11-12WHST5: Develop and strengthen writing as needed by planning, revising, editing, rewriting, or trying a new approach, focusing on addressing what is most significant for a specific purpose and audience.
L11-12WHST6: Use technology, including the Internet, to produce, publish, and update individual or shared writing products in response to ongoing feedback, including new arguments or information.
➤ Research to Build and Present Knowledge
L11-12WHST7: Conduct short as well as more sustained research projects to answer a question (including a self-generated question) or solve a problem; narrow or broaden the inquiry when appropriate; synthesize multiple sources on the subject, demonstrating understanding of the subject under investigation.
L11-12WHST8: Gather relevant information from multiple authoritative print and digital sources, using advanced searches effectively; assess the strengths and limitations of each source in terms of the specific task, purpose, and audience; integrate information into the text selectively to maintain the flow of ideas, avoiding plagiarism and overreliance on any one source and following a standard format for citation.
L11-12WHST9: Draw evidence from informational texts to support analysis, reflection, and research.
➤ Range of Writing
L11-12WHST10: Write routinely over extended time frames (time for reflection and revision) and shorter time frames (a single sitting or a day or two) for a range of discipline-specific tasks, purposes, and audiences.

Economics

Economics is the study of how individuals, businesses, and governments make decisions about the allocation of scarce resources. The economics course provides students with a basic foundation in the field of economics. The course has five sections: fundamental concepts, microeconomics, macroeconomics, international economics, and personal finance. In each area, students are introduced to major concepts and themes concerning that aspect of economics. These sections and the standards and elements therein may be taught in any order or sequence.

Fundamentals

SSEF1 Explain why limited productive resources and unlimited wants result in scarcity, opportunity costs, and tradeoffs for individuals, businesses, and governments.

- a. Define scarcity as a basic condition that exists when unlimited wants exceed limited productive resources.
- b. Define and give examples of productive resources (i.e. factors of production): natural resources (i.e. land), human resources (i.e. labor and human capital), physical capital and entrepreneurship.
- c. Explain the motivations that influence entrepreneurs to take risks (e.g., profit, job creation, innovation, and improving society).
- d. Define opportunity cost as the next best alternative given up when individuals, businesses, and governments confront scarcity by making choices.

SSEF2 Give examples of how rational decision making entails comparing the marginal benefits and the marginal costs of an action.

- a. Define marginal cost and marginal benefit.
- b. Explain that rational decisions occur when the marginal benefits of an action equal or exceed the marginal costs.
- c. Explain that people, businesses, and governments respond to positive and negative incentives in predictable ways.

SSEF3 Explain how specialization and voluntary exchange influence buyers and sellers.

- a. Explain how and why individuals and businesses specialize, including division of labor.
- b. Explain that both parties gain as a result of voluntary, non-fraudulent exchange.

Social Studies Georgia Standards of Excellence

SSEF4 Compare and contrast different economic systems and explain how they answer the three basic economic questions of what to produce, how to produce, and for whom to produce.

- a. Compare traditional, command, market, and mixed economic systems with regard to private ownership, profit motive, consumer sovereignty, competition, and government regulation.
- b. Analyze how each type of system answers the three economic questions and meets the broad social and economic goals of freedom, security, equity, growth, efficiency, price stability, full employment, and sustainability.
- c. Compare and contrast strategies for allocating scarce resources, such as by price, majority rule, contests, force, sharing, lottery, authority, first-come-first-served, and personal characteristics.

SSEF5 Describe the roles of government in the United States economy.

- a. Explain why government provides public goods and services, redistributes income, protects property rights, and resolves market failures.
- b. Explain the effects on consumers and producers caused by government regulation and deregulation.

SSEF6 Explain how productivity, economic growth, and future standards of living are influenced by investment in factories, machinery, new technology, and the health, education, and training of people.

- a. Define productivity as the relationship of inputs to outputs.
- b. Explain how investment in equipment and technology can lead to economic growth.
- c. Explain how investments in human capital (e.g., education, job training, and healthcare) can lead to a higher standard of living.
- d. Analyze, by means of a production possibilities curve: trade-offs, opportunity cost, growth, and efficiency.

Microeconomics

SSEMI1 Describe how households and businesses are interdependent and interact through flows of goods, services, resources, and money.

- a. Illustrate a circular flow diagram that includes the product market, the resource (factor) market, households, and firms.
- b. Explain the real flow of goods, services, resources, and money between and among households and firms.

Social Studies Georgia Standards of Excellence

SSEMI2 Explain how the law of demand, the law of supply, and prices work to determine production and distribution in a market economy.

- a. Define the law of supply and the law of demand.
- b. Distinguish between supply and quantity supplied, and demand and quantity demanded.
- c. Describe the role of buyers and sellers in determining market clearing price (i.e. equilibrium).
- d. Illustrate on a graph how supply and demand determine equilibrium price and quantity.
- e. Identify the determinants (shifters) of supply (e.g., changes in costs of productive resources, government regulations, number of sellers, producer expectations, technology, and education) and illustrate the effects on a supply and demand graph.
- f. Identify the determinants (shifters) of demand (e.g., changes in related goods, income, consumer expectations, preferences/tastes, and number of consumers) and illustrate the effects on a supply and demand graph.
- g. Explain and illustrate on a graph how prices set too high (e.g., price floors) create surpluses, and prices set too low (e.g., price ceilings) create shortages.

SSEMI3 Explain the organization and role of business and analyze the four types of market structures in the U.S. economy.

- a. Compare and contrast three forms of business organization—sole proprietorship, partnership, and corporation with regards to number of owners, liability, lifespan, decision-making, and taxation.
- b. Identify the basic characteristics of monopoly, oligopoly, monopolistic competition, and pure (perfect) competition with regards to number of sellers, barriers to entry, price control, and product differentiation.

Macroeconomics

SSEMA1 Illustrate the means by which economic activity is measured.

- a. Identify and describe the macroeconomic goals of steady economic growth, stable prices, and full employment.
- b. Define Gross Domestic Product (GDP) as the sum of Consumer Spending, Investment, Government Spending, and Net Exports (output expenditure model).
- c. Define unemployment rate, Consumer Price Index (CPI), inflation, real GDP, aggregate supply and aggregate demand and explain how each is used to evaluate the macroeconomic goals from SSEMA1a.
- d. Give examples of who benefits and who loses from unanticipated inflation.
- e. Identify seasonal, structural, cyclical, and frictional unemployment.
- f. Define the stages of the business cycle, including: peak, contraction, trough, recovery/expansion as well as recession and depression.

Social Studies Georgia Standards of Excellence

SSEMA2 Explain the role and functions of the Federal Reserve System.

- a. Explain the roles/functions of money as a medium of exchange, store of value, and unit of account/standard of value.
- b. Describe the organization of the Federal Reserve System (12 Districts, Federal Open Market Committee (FOMC), and Board of Governors).
- c. Define monetary policy.
- d. Define the tools of monetary policy including reserve requirement, discount rate, open market operations, and interest on reserves.
- e. Describe how the Federal Reserve uses the tools of monetary policy to promote its dual mandate of price stability and full employment, and how those affect economic growth.

SSEMA3 Explain how the government uses fiscal policy to promote price stability, full employment, and economic growth.

- a. Define fiscal policy.
- b. Explain the effect on the economy of the government's taxing and spending decisions in promoting price stability, full employment, and economic growth.
- c. Explain how government budget deficits or surpluses impact national debt.

International

SSEIN1 Explain why individuals, businesses, and governments trade goods and services.

- a. Define and distinguish between absolute advantage and comparative advantage.
- b. Explain that most trade takes place because of comparative advantage in the production of a good or service.
- c. Define balance of trade, trade surplus, and trade deficit.

SSEIN2 Explain why countries sometimes erect trade barriers and sometimes advocate free trade.

- a. Define trade barriers such as tariffs, quotas, embargoes, standards, and subsidies.
- b. Identify costs and benefits of trade barriers to consumers and producers over time.
- c. Describe the purpose of trading blocs such as the EU, NAFTA, and ASEAN.
- d. Evaluate arguments for and against free trade.

SSEIN3 Explain how changes in exchange rates can have an impact on the purchasing power of groups in the United States and in other countries.

- a. Define exchange rate as the price of one nation's currency in terms of another nation's currency.
- b. Interpret changes in exchange rates, in regards to appreciation and depreciation of currency.
- c. Explain why some groups benefit and others lose when exchange rates change.

Social Studies Georgia Standards of Excellence

Personal Finance

SSEPF1 Apply rational decision making to personal spending and saving choices.

- a. Use a rational decision making model to evaluate the costs and benefits of post-high school life choices (i.e., college, technical school, military enlistment, workforce participation, or other option).
- b. Create a budget that includes a savings or financial investment plan for a future goal.

SSEPF2 Explain that banks and other financial institutions are businesses that channel funds from savers to investors.

- a. Compare services offered by different financial institutions, including banks, credit unions, payday lenders, and title pawn lenders.
- b. Explain reasons for the spread between interest charged and interest earned.
- c. Give examples of the direct relationship between risk and return.
- d. Evaluate the risk and return of a variety of savings and investment options, including: savings accounts, certificates of deposit, retirement accounts, stocks, bonds, and mutual funds.

SSEPF3 Explain how changes in taxation can have an impact on an individual's spending and saving choices.

- a. Define progressive, regressive, and proportional taxes.
- b. Explain how an increase in sales tax affects different income groups.
- c. Explain the impact of property taxes on individuals and communities.

SSEPF4 Evaluate the costs and benefits of using credit.

- a. Describe factors that affect credit worthiness and the ability to receive favorable interest rates including character (credit score), collateral, and capacity to pay.
- b. Compare interest rates on loans and credit cards from different institutions.
- c. Define annual percentage rate and explain the difference between simple and compound interest rates, as well as fixed and variable interest rates.

SSEPF5 Describe how insurance and other risk-management strategies protect against financial loss.

- a. List and describe various types of insurance such as automobile, health, life, disability, and property.
- b. Explain the costs and benefits associated with different types of insurance, including deductibles, premiums, shared liability, and asset protection.

Social Studies Georgia Standards of Excellence

SSEPF6 Describe how the earnings of workers are determined in the marketplace.

- a. Identify skills that are required to be successful in the workplace, including positive work ethics, punctuality, time management, teamwork, communication skills, and good character.
- b. Explore job and career options and explain the significance of investment in education, training, and skill development as it relates to future earnings.

Social Studies Georgia Standards of Excellence

Map and Globe Skills

GOAL: The student will use maps to retrieve social studies information.

I: indicates when a skill is introduced in the standards and elements as part of the content

D: indicates grade levels where the teacher must develop that skill using the appropriate content

M: indicates grade level by which student should achieve mastery, the ability to use the skill in all situations

A: indicates grade levels where students will continue to apply and improve mastered skills

Map and Globe Skills	K	1	2	3	4	5	6	7	8	9-12
1. use a compass rose to identify cardinal directions	I	M	A	A	A	A	A	A	A	A
2. use intermediate directions		I	M	A	A	A	A	A	A	A
3. use a letter/number grid system to determine location			I	M	A	A	A	A	A	A
4. compare and contrast the categories of natural, cultural, and political features found on maps			I	M	A	A	A	A	A	A
5. use graphic scales to determine distances on a map					I	M	A	A	A	A
6. use map key/legend to acquire information from historical, physical, political, resource, product, and economic maps			I	D	M	A	A	A	A	A
7. use a map to explain impact of geography on historical and current events		I	D	D	M	A	A	A	A	A
8. draw conclusions and make generalizations based on information from maps				I	M	A	A	A	A	A
9. use latitude and longitude to determine location				I	D	D	D	M	A	A
10. compare maps of the same place at different points in time and from different perspectives to determine changes, identify trends, and generalize about human activities					I	M	A	A	A	A
11. compare maps with data sets (charts, tables, graphs) and /or readings to draw conclusions and make generalizations					I	M	A	A	A	A
12. use geographic technology and software to determine changes, identify trends, and generalize about human activities										I

Social Studies Georgia Standards of Excellence

Information Processing Skills

GOAL: The student will be able to locate, analyze, and synthesize information related to social studies topics and apply this information to solve problems/make decisions.

I: indicates when a skill is introduced in the standards and elements as part of the content

D: indicates grade levels where the teacher must develop that skill using the appropriate content

M: indicates grade level by which student should achieve mastery, the ability to use the skill in all situations

A: indicates grade levels where students will continue to apply and improve mastered skills

Information Processing Skills	K	1	2	3	4	5	6	7	8	9-12
1. compare similarities and differences	I	D	M	A	A	A	A	A	A	A
2. organize items chronologically	I	D	D	M	A	A	A	A	A	A
3. identify issues and/or problems and alternative solutions	I	D	D	D	D	M	A	A	A	A
4. distinguish between fact and opinion		I	D	M	A	A	A	A	A	A
5. identify main idea, detail, sequence of events, and cause and effect in a social studies context		I	D	D	M	A	A	A	A	A
6. identify and use primary and secondary sources		I	D	D	M	A	A	A	A	A
7. interpret timelines, charts, and tables		I	D	D	M	A	A	A	A	A
8. identify social studies reference resources to use for a specific purpose			I	M	A	A	A	A	A	A
9. construct charts and tables			I	M	A	A	A	A	A	A
10. analyze artifacts			I	D	D	M	A	A	A	A
11. draw conclusions and make generalizations				I	M	A	A	A	A	A
12. analyze graphs and diagrams				I	D	M	A	A	A	A
13. translate dates into centuries, eras, or ages				I	D	M	A	A	A	A
14. formulate appropriate research questions					I	M	A	A	A	A
15. determine adequacy and/or relevancy of information					I	M	A	A	A	A
16. check for consistency of information					I	M	A	A	A	A
17. interpret political cartoons					I	D	D	D	M	A

Social Studies Georgia Standards of Excellence

Clarification for Literacy Standards in High School:

Grades 9-10 social studies courses incorporate the grades 9-10 Reading/Writing Standards for Literacy in History/Social Studies.

Grades 11-12 social studies courses incorporate the grades 11-12 Reading/Writing Standards for Literacy in History/Social Studies.

READING STANDARDS FOR LITERACY IN HISTORY/SOCIAL STUDIES (RHSS) GRADE 9-10
➤ Key Ideas and Details
L9-10RHSS1: Cite specific textual evidence to support analysis of primary and secondary sources, attending to such features as the date and origin of the information.
L9-10RHSS2: Determine the central ideas or information of a primary or secondary source; provide an accurate summary of how key events or ideas develop over the course of the text.
L9-10RHSS3: Analyze in detail a series of events described in a text; determine whether earlier events caused later ones or simply preceded them.
➤ Craft and Structure
L9-10RHSS4: Determine the meaning of words and phrases as they are used in a text, including vocabulary describing political, social, or economic aspects of history/social science.
L9-10RHSS5: Analyze how a text uses structure to emphasize key points or advance an explanation or analysis
L9-10RHSS6: Compare the point of view of two or more authors for how they treat the same or similar topics, including which details they include and emphasize in their respective accounts.
➤ Integration of Knowledge and Ideas
L9-10RHSS7: Integrate quantitative or technical analysis (e.g., charts, research data) with qualitative analysis in print or digital text.
L9-10RHSS8: Assess the extent to which the reasoning and evidence in a text support the author's claims.
L9-10RHSS9: Compare and contrast treatments of the same topic in several primary and secondary sources.
➤ Range of Reading and Level of Text Complexity
L9-10RHSS10: By the end of grade 10, read and comprehend history/social studies texts in the grades 9–10 text complexity band independently and proficiently.

*This document continues on the next page with writing standards

Social Studies Georgia Standards of Excellence

WRITING STANDARDS FOR LITERACY IN HISTORY/SOCIAL STUDIES, SCIENCE, AND TECHNICAL SUBJECTS GRADES 9-10 (WHST)
➤ Text Types and Purposes
L9-10WHST1: Write arguments focused on <i>discipline-specific content</i> .
a. Introduce precise claim(s), distinguish the claim(s) from alternate or opposing claims, and create an organization that establishes clear relationships among the claim(s), counterclaims, reasons, and evidence.
b. Develop claim(s) and counterclaims fairly, supplying data and evidence for each while pointing out the strengths and limitations of both claim(s) and counterclaims in a discipline-appropriate form and in a manner that anticipates the audience’s knowledge level and concerns.
c. Use words, phrases, and clauses to link the major sections of the text, create cohesion, and clarify the relationships between claim(s) and reasons, between reasons and evidence, and between claim(s) and counterclaims.
d. Establish and maintain a formal style and objective tone while attending to the norms and conventions of the discipline in which they are writing.
e. Provide a concluding statement or section that follows from or supports the argument presented.
L9-10WHST2: Write informative/explanatory texts, including the narration of historical events, scientific procedures/experiments, or technical processes.
a. Introduce a topic and organize ideas, concepts, and information to make important connections and distinctions; include formatting (e.g., headings), graphics (e.g., figures, tables), and multimedia when useful to aiding comprehension.
b. Develop the topic with well-chosen, relevant, and sufficient facts, extended definitions, concrete details, quotations, or other information and examples appropriate to the audience’s knowledge of the topic.
c. Use varied transitions and sentence structures to link the major sections of the text, create cohesion, and clarify the relationships among ideas and concepts.
d. Use precise language and domain-specific vocabulary to manage the complexity of the topic and convey a style appropriate to the discipline and context as well as to the expertise of likely readers.
e. Establish and maintain a formal style and objective tone while attending to the norms and conventions of the discipline in which they are writing.
f. Provide a concluding statement or section that follows from and supports the information or explanation presented (e.g., articulating implications or the significance of the topic).
L9-10WHST3: (See note; not applicable as a separate requirement)
➤ Production and Distribution of Writing
L9-10WHST4: Produce clear and coherent writing in which the development, organization, and style are appropriate to task, purpose, and audience.
L9-10WHST5: Develop and strengthen writing as needed by planning, revising, editing, rewriting, or trying a new approach, focusing on addressing what is most significant for a specific purpose and audience.
L9-10WHST6: Use technology, including the Internet, to produce, publish, and update individual or shared writing products, taking advantage of technology’s capacity to link to other information and to display information flexibly and dynamically.
➤ Research to Build and Present Knowledge
L9-10WHST7: Conduct short as well as more sustained research projects to answer a question (including a self-generated question) or solve a problem; narrow or broaden the inquiry when appropriate; synthesize multiple sources on the subject, demonstrating understanding of the subject under investigation.
L9-10WHST8: Gather relevant information from multiple authoritative print and digital sources, using advanced searches effectively; assess the usefulness of each source in answering the research question; integrate information into the text selectively to maintain the flow of ideas, avoiding plagiarism and following a standard format for citation.
L9-10WHST9: Draw evidence from informational texts to support analysis, reflection, and research.
➤ Range of Writing
L9-10WHST10: Write routinely over extended time frames (time for reflection and revision) and shorter time frames (a single sitting or a day or two) for a range of discipline-specific tasks, purposes, and audiences.

Social Studies Georgia Standards of Excellence

READING STANDARDS FOR LITERACY IN HISTORY/SOCIAL STUDIES (RHSS) GRADE 11-12
➤ Key Ideas and Details
L11-12RHSS1: Cite specific textual evidence to support analysis of primary and secondary sources, connecting insights gained from specific details to an understanding of the text as a whole.
L11-12RHSS2: Determine the central ideas or information of a primary or secondary source; provide an accurate summary that makes clear the relationships among the key details and ideas.
L11-12RHSS3: Evaluate various explanations for actions or events and determine which explanation best accords with textual evidence, acknowledging where the text leaves matters uncertain.
➤ Craft and Structure
L11-12RHSS4: Determine the meaning of words and phrases as they are used in a text, including analyzing how an author uses and refines the meaning of a key term over the course of a text (e.g., how Madison defines <i>faction</i> in <i>Federalist</i> No. 10).
L11-12RHSS5: Analyze in detail how a complex primary source is structured, including how key sentences, paragraphs, and larger portions of the text contribute to the whole.
L11-12RHSS6: Evaluate authors' differing points of view on the same historical event or issue by assessing the authors' claims, reasoning, and evidence.
➤ Integration of Knowledge and Ideas
L11-12RHSS7: Integrate and evaluate multiple sources of information presented in diverse formats and media (e.g., visually, quantitatively, as well as in words) in order to address a question or solve a problem.
L11-12RHSS8: Evaluate an author's premises, claims, and evidence by corroborating or challenging them with other information.
L11-12RHSS9: Integrate information from diverse sources, both primary and secondary, into a coherent understanding of an idea or event, noting discrepancies among sources.
➤ Range of Reading and Level of Text Complexity
L11-12RHSS10: By the end of grade 12, read and comprehend history/social studies texts in the grades 11–12 text complexity band independently and proficiently.

*This document continues on the next page with writing standards

Social Studies Georgia Standards of Excellence

WRITING STANDARDS FOR LITERACY IN HISTORY/SOCIAL STUDIES, SCIENCE, AND TECHNICAL SUBJECTS GRADES 11-12 (WHST)
➤ Text Types and Purposes
L11-12WHST1: Write arguments focused on <i>discipline-specific content</i> .
a. Introduce precise, knowledgeable claim(s), establish the significance of the claim(s), distinguish the claim(s) from alternate or opposing claims, and create an organization that logically sequences the claim(s), counterclaims, reasons, and evidence.
b. Develop claim(s) and counterclaims fairly and thoroughly, supplying the most relevant data and evidence for each while pointing out the strengths and limitations of both claim(s) and counterclaims in a discipline-appropriate form that anticipates the audience’s knowledge level, concerns, values, and possible biases.
c. Use words, phrases, and clauses as well as varied syntax to link the major sections of the text, create cohesion, and clarify the relationships between claim(s) and reasons, between reasons and evidence, and between claim(s) and counterclaims.
d. Establish and maintain a formal style and objective tone while attending to the norms and conventions of the discipline in which they are writing.
e. Provide a concluding statement or section that follows from or supports the argument presented.
L11-12WHST2: Write informative/explanatory texts, including the narration of historical events, scientific procedures/experiments, or technical processes.
a. Introduce a topic and organize complex ideas, concepts, and information so that each new element builds on that which precedes it to create a unified whole; include formatting (e.g., headings), graphics (e.g., figures, tables), and multimedia when useful to aiding comprehension.
b. Develop the topic thoroughly by selecting the most significant and relevant facts, extended definitions, concrete details, quotations, or other information and examples appropriate to the audience’s knowledge of the topic.
c. Use varied transitions and sentence structures to link the major sections of the text, create cohesion, and clarify the relationships among complex ideas and concepts.
d. Use precise language, domain-specific vocabulary and techniques such as metaphor, simile, and analogy to manage the complexity of the topic; convey a knowledgeable stance in a style that responds to the discipline and context as well as to the expertise of likely readers.
e. Provide a concluding statement or section that follows from and supports the information or explanation provided (e.g., articulating implications or the significance of the topic).
L11-12WHST3: (See note; not applicable as a separate requirement)
➤ Production and Distribution of Writing
L11-12WHST4: Produce clear and coherent writing in which the development, organization, and style are appropriate to task, purpose, and audience.
L11-12WHST5: Develop and strengthen writing as needed by planning, revising, editing, rewriting, or trying a new approach, focusing on addressing what is most significant for a specific purpose and audience.
L11-12WHST6: Use technology, including the Internet, to produce, publish, and update individual or shared writing products in response to ongoing feedback, including new arguments or information.
➤ Research to Build and Present Knowledge
L11-12WHST7: Conduct short as well as more sustained research projects to answer a question (including a self-generated question) or solve a problem; narrow or broaden the inquiry when appropriate; synthesize multiple sources on the subject, demonstrating understanding of the subject under investigation.
L11-12WHST8: Gather relevant information from multiple authoritative print and digital sources, using advanced searches effectively; assess the strengths and limitations of each source in terms of the specific task, purpose, and audience; integrate information into the text selectively to maintain the flow of ideas, avoiding plagiarism and overreliance on any one source and following a standard format for citation.
L11-12WHST9: Draw evidence from informational texts to support analysis, reflection, and research.
➤ Range of Writing
L11-12WHST10: Write routinely over extended time frames (time for reflection and revision) and shorter time frames (a single sitting or a day or two) for a range of discipline-specific tasks, purposes, and audiences.

Personal Financial Literacy

Financial literacy describes the skills needed for understanding the interactions of people with money and related matters. The course is designed to help students develop that understanding by describing, analyzing, and evaluating many financial topics that most students will directly experience. The standards in the course are consistent with nationally recognized concepts that are important to healthy financial literacy. The elements of the course are aligned with current technology and laws - both of which can change rapidly - so instructors should verify any information they feel may be outdated. The standards and elements can be taught in any sequence.

SSPFL1 Evaluate various sources of income and analyze variables that affect a person's income.

- a. Analyze income as a scarce resource that must be allocated.
- b. Compare different types of income including hourly wages, salary, tips, independent contractor services (Form 1099), dividends, and capital gains.
- c. Analyze how career choice, education, skills, and economic conditions are related to income and levels of unemployment.
- d. Describe how income taxes affect disposable income.
- e. Review and complete a sample federal individual income tax form 1040EZ or 1040A.
- f. Describe the basic components of a pay-stub including gross pay, net pay, and common deductions (i.e. federal and state income tax, Federal Insurance Contributions Act (FICA – which includes Social Security and Medicare), and elective deductions like insurance and tax-deferred savings).

SSPFL2 Describe how budgeting and actively reviewing finances can be used to allocate scarce income.

- a. Explain the importance of setting short-term, medium-term, and long-term savings goals.
- b. Differentiate between needs and wants.
- c. Analyze the basic components of a personal budget including income, expenses, and savings.
- d. Explain how to reconcile a checking account, either online or on paper, including how to account for transactions that have not been posted (i.e. checks or weekend debit card transactions).
- e. Describe overdraft fees including why they are assessed and how to avoid them.
- f. Explain the concept of net worth.

Social Studies Georgia Standards of Excellence

SSPFL3 Evaluate different methods for paying for goods and services.

- a. Describe advantages and disadvantages of paying for goods and services with cash, checks, debit cards, credit cards, and other options.
- b. Compare and contrast debit, credit, and prepaid cards in terms of how they work, acceptability, and the costs associated with each.
- c. Explain how to avoid fees when using debit, credit, and pre-paid cards.
- d. Explain the major consumer protections related to debit, credit, and pre-paid cards, especially if they are lost or stolen.

SSPFL4 Evaluate alternatives for life after high school including college, technical school, internships, working, military, doing nothing (taking a “gap year”), traveling, or other options.

- a. Use a rational decision making model to identify the most appropriate alternative from the options in SSPFL4.
- b. Describe opportunity cost as it relates to the options in SSPFL4.
- c. Evaluate costs and benefits of various ways to pay for post-high school life including scholarships, employment, work-study programs, loans, grants, savings, prior investments, and other options.
- d. Review and complete a sample Free Application for Federal Student Aid (FAFSA) form.

SSPFL5 Describe the importance of credit and having a favorable credit score.

- a. Define credit and interest rates.
- b. Describe factors that affect credit worthiness and the ability to receive favorable interest rates including character (credit score), collateral, and capacity to pay.
- c. Describe the basic components of a credit score including payment history, debt to income ratio, amount owed, length of credit history, types of credit used, amount of available credit, and recent credit applications.
- d. Describe different ways financial institutions, employers, and other parties use credit reports and credit scores.
- e. Describe how to access one’s credit report and credit score.
- f. Analyze and evaluate a sample credit report.
- g. Explain how to begin building a good credit history at an early age.
- h. Explain causes of personal bankruptcy and describe consequences of declaring bankruptcy.

Social Studies Georgia Standards of Excellence

SSPFL6 Analyze the purpose and functions of various financial institutions.

- a. Analyze services offered by different financial institutions including banks, credit unions, payday lenders, and title pawn lenders.
- b. Explain that some financial institutions are for profit and others are non-profit and how that affects the lending behavior of the institution.
- c. Compare the benefits and drawbacks of different financial institutions including banks, credit unions, payday lenders, and title pawn lenders.
- d. Describe difficulties “unbanked” people face; including lack of security, difficulties securing financial services, and increased financial cost compared to using traditional financial institutions.

SSPFL7 Explain how interest rates affect various consumer decisions.

- a. Explain how actions taken by the Federal Reserve System affect interest rates.
- b. Compare interest rates on loans and credit cards from different institutions including banks, credit unions, pay-day loan facilities, and title-pawn.
- c. Define annual percentage rate and analyze how different interest rates can affect monthly payments on loans.
- d. Explain the difference between simple and compound interest and the difference between fixed and variable interest.
- e. Define nominal and real returns and explain how inflation affects savings and investment accounts earning interest.

SSPFL8 Evaluate reasons for and various methods of investment.

- a. Evaluate the risk and return of a variety of savings and investment options including savings accounts, certificates of deposit, stocks, bonds, and mutual funds.
- b. Explain the advantages of using tax-advantaged retirement planning including a traditional Individual Retirement Account (IRA), a Roth IRA, a myRA, and a company 401K or 403b.
- c. Describe the importance of diversification investing.
- d. Describe the differences in strategies used for long-term investing vs. short term investing.

Social Studies Georgia Standards of Excellence

SSPFL9 Describe how insurance and other risk-management strategies protect against financial loss.

- a. Define insurance as an agreement where one party agrees to pay for another's damage or loss in exchange for payment.
- b. Define risk as it relates to various assets (i.e. your person, property, or investments).
- c. Describe various types of insurance including automobile, health, life (whole and term), disability, and property.
- d. Review and describe the basic components of a sample automobile, health, and property insurance policy.
- e. Analyze different methods for obtaining health insurance including through an employer, private purchase, Consolidated Omnibus Budget Reconciliation Act (COBRA), and through various health insurance exchanges.
- f. Analyze the costs and benefits associated with different types of insurance, including co-pays, deductibles, premiums, shared liability, and asset protection.
- g. Define insurability and explain why insurance rates can vary.

SSPFL10 Describe how government taxing and spending decisions affect consumers.

- a. Define progressive, regressive, and proportional taxes.
- b. Analyze the purpose of different types of taxes including income, property, sales, excise, and capital gains.
- c. Explain how an increase in sales tax affects different income groups.
- d. Describe government programs designed to provide assistance to low income individuals such as the Supplemental Nutrition Assistance Program (SNAP) (including the special program for Women, Infants, and Children (WIC)), Medicaid, State Children's Health Insurance Program (SCHIP), and public housing.
- e. Explain how unemployment insurance is provided by federal and state governments.

SSPFL11 Explain and evaluate various forms of consumer protection.

- a. Describe the roles of the Securities and Exchange Commission (SEC), Federal Trade Commission (FTC), National Credit Union Association (NCUA), Federal Deposit Insurance Corporation (FDIC), and the Consumer Financial Protection Bureau (CFPB) in protecting consumers.
- b. Compare different methods for lodging consumer complaints (e.g., Better Business Bureau, usa.gov/consumer-complaints, direct contact with business).
- c. Explain the primary purpose of important consumer legislation including the Truth in Lending Act, Fair Debt Collection Practices Act, Fair Credit Reporting Act, and the Dodd-Frank Act.

Social Studies Georgia Standards of Excellence

SSPFL12 Explain sources of and protection against identity theft.

- a. Describe common ways identity theft happens including dumpster diving, skimming, phishing, stealing, and hacking.
- b. Analyze ways to protect yourself from identity theft including shredding important documents, not opening attachments to unknown emails, not revealing personal information over the phone or email, using secure networks, regularly checking your credit score, and changing passwords on accounts.
- c. Describe steps that should be taken if a person is the victim of identity theft including getting replacement credit cards, freezing credit histories, alerting appropriate officials, and changing passwords.
- d. Describe the basic characteristics of investment scams such as Ponzi schemes, pump and dumps, and “advance fee” scams and how to avoid them.

Social Studies Georgia Standards of Excellence

Map and Globe Skills

GOAL: The student will use maps to retrieve social studies information.

I: indicates when a skill is introduced in the standards and elements as part of the content

D: indicates grade levels where the teacher must develop that skill using the appropriate content

M: indicates grade level by which student should achieve mastery, the ability to use the skill in all situations

A: indicates grade levels where students will continue to apply and improve mastered skills

Map and Globe Skills	K	1	2	3	4	5	6	7	8	9-12
1. use a compass rose to identify cardinal directions	I	M	A	A	A	A	A	A	A	A
2. use intermediate directions		I	M	A	A	A	A	A	A	A
3. use a letter/number grid system to determine location			I	M	A	A	A	A	A	A
4. compare and contrast the categories of natural, cultural, and political features found on maps			I	M	A	A	A	A	A	A
5. use graphic scales to determine distances on a map					I	M	A	A	A	A
6. use map key/legend to acquire information from historical, physical, political, resource, product, and economic maps			I	D	M	A	A	A	A	A
7. use a map to explain impact of geography on historical and current events		I	D	D	M	A	A	A	A	A
8. draw conclusions and make generalizations based on information from maps				I	M	A	A	A	A	A
9. use latitude and longitude to determine location				I	D	D	D	M	A	A
10. compare maps of the same place at different points in time and from different perspectives to determine changes, identify trends, and generalize about human activities					I	M	A	A	A	A
11. compare maps with data sets (charts, tables, graphs) and /or readings to draw conclusions and make generalizations					I	M	A	A	A	A
12. use geographic technology and software to determine changes, identify trends, and generalize about human activities										I

Social Studies Georgia Standards of Excellence

Information Processing Skills

GOAL: The student will be able to locate, analyze, and synthesize information related to social studies topics and apply this information to solve problems/make decisions.

I: indicates when a skill is introduced in the standards and elements as part of the content

D: indicates grade levels where the teacher must develop that skill using the appropriate content

M: indicates grade level by which student should achieve mastery, the ability to use the skill in all situations

A: indicates grade levels where students will continue to apply and improve mastered skills

Information Processing Skills	K	1	2	3	4	5	6	7	8	9-12
1. compare similarities and differences	I	D	M	A	A	A	A	A	A	A
2. organize items chronologically	I	D	D	M	A	A	A	A	A	A
3. identify issues and/or problems and alternative solutions	I	D	D	D	D	M	A	A	A	A
4. distinguish between fact and opinion		I	D	M	A	A	A	A	A	A
5. identify main idea, detail, sequence of events, and cause and effect in a social studies context		I	D	D	M	A	A	A	A	A
6. identify and use primary and secondary sources		I	D	D	M	A	A	A	A	A
7. interpret timelines, charts, and tables		I	D	D	M	A	A	A	A	A
8. identify social studies reference resources to use for a specific purpose			I	M	A	A	A	A	A	A
9. construct charts and tables			I	M	A	A	A	A	A	A
10. analyze artifacts			I	D	D	M	A	A	A	A
11. draw conclusions and make generalizations				I	M	A	A	A	A	A
12. analyze graphs and diagrams				I	D	M	A	A	A	A
13. translate dates into centuries, eras, or ages				I	D	M	A	A	A	A
14. formulate appropriate research questions					I	M	A	A	A	A
15. determine adequacy and/or relevancy of information					I	M	A	A	A	A
16. check for consistency of information					I	M	A	A	A	A
17. interpret political cartoons					I	D	D	D	M	A

Social Studies Georgia Standards of Excellence

Clarification for Literacy Standards in High School:

Grades 9-10 social studies courses incorporate the grades 9-10 Reading/Writing Standards for Literacy in History/Social Studies.

Grades 11-12 social studies courses incorporate the grades 11-12 Reading/Writing Standards for Literacy in History/Social Studies.

READING STANDARDS FOR LITERACY IN HISTORY/SOCIAL STUDIES (RHSS) GRADE 9-10
➤ Key Ideas and Details
L9-10RHSS1: Cite specific textual evidence to support analysis of primary and secondary sources, attending to such features as the date and origin of the information.
L9-10RHSS2: Determine the central ideas or information of a primary or secondary source; provide an accurate summary of how key events or ideas develop over the course of the text.
L9-10RHSS3: Analyze in detail a series of events described in a text; determine whether earlier events caused later ones or simply preceded them.
➤ Craft and Structure
L9-10RHSS4: Determine the meaning of words and phrases as they are used in a text, including vocabulary describing political, social, or economic aspects of history/social science.
L9-10RHSS5: Analyze how a text uses structure to emphasize key points or advance an explanation or analysis
L9-10RHSS6: Compare the point of view of two or more authors for how they treat the same or similar topics, including which details they include and emphasize in their respective accounts.
➤ Integration of Knowledge and Ideas
L9-10RHSS7: Integrate quantitative or technical analysis (e.g., charts, research data) with qualitative analysis in print or digital text.
L9-10RHSS8: Assess the extent to which the reasoning and evidence in a text support the author's claims.
L9-10RHSS9: Compare and contrast treatments of the same topic in several primary and secondary sources.
➤ Range of Reading and Level of Text Complexity
L9-10RHSS10: By the end of grade 10, read and comprehend history/social studies texts in the grades 9–10 text complexity band independently and proficiently.

*This document continues on the next page with writing standards

Social Studies Georgia Standards of Excellence

WRITING STANDARDS FOR LITERACY IN HISTORY/SOCIAL STUDIES, SCIENCE, AND TECHNICAL SUBJECTS GRADES 9-10 (WHST)
➤ Text Types and Purposes
L9-10WHST1: Write arguments focused on <i>discipline-specific content</i> .
a. Introduce precise claim(s), distinguish the claim(s) from alternate or opposing claims, and create an organization that establishes clear relationships among the claim(s), counterclaims, reasons, and evidence.
b. Develop claim(s) and counterclaims fairly, supplying data and evidence for each while pointing out the strengths and limitations of both claim(s) and counterclaims in a discipline-appropriate form and in a manner that anticipates the audience’s knowledge level and concerns.
c. Use words, phrases, and clauses to link the major sections of the text, create cohesion, and clarify the relationships between claim(s) and reasons, between reasons and evidence, and between claim(s) and counterclaims.
d. Establish and maintain a formal style and objective tone while attending to the norms and conventions of the discipline in which they are writing.
e. Provide a concluding statement or section that follows from or supports the argument presented.
L9-10WHST2: Write informative/explanatory texts, including the narration of historical events, scientific procedures/experiments, or technical processes.
a. Introduce a topic and organize ideas, concepts, and information to make important connections and distinctions; include formatting (e.g., headings), graphics (e.g., figures, tables), and multimedia when useful to aiding comprehension.
b. Develop the topic with well-chosen, relevant, and sufficient facts, extended definitions, concrete details, quotations, or other information and examples appropriate to the audience’s knowledge of the topic.
c. Use varied transitions and sentence structures to link the major sections of the text, create cohesion, and clarify the relationships among ideas and concepts.
d. Use precise language and domain-specific vocabulary to manage the complexity of the topic and convey a style appropriate to the discipline and context as well as to the expertise of likely readers.
e. Establish and maintain a formal style and objective tone while attending to the norms and conventions of the discipline in which they are writing.
f. Provide a concluding statement or section that follows from and supports the information or explanation presented (e.g., articulating implications or the significance of the topic).
L9-10WHST3: (See note; not applicable as a separate requirement)
➤ Production and Distribution of Writing
L9-10WHST4: Produce clear and coherent writing in which the development, organization, and style are appropriate to task, purpose, and audience.
L9-10WHST5: Develop and strengthen writing as needed by planning, revising, editing, rewriting, or trying a new approach, focusing on addressing what is most significant for a specific purpose and audience.
L9-10WHST6: Use technology, including the Internet, to produce, publish, and update individual or shared writing products, taking advantage of technology’s capacity to link to other information and to display information flexibly and dynamically.
➤ Research to Build and Present Knowledge
L9-10WHST7: Conduct short as well as more sustained research projects to answer a question (including a self-generated question) or solve a problem; narrow or broaden the inquiry when appropriate; synthesize multiple sources on the subject, demonstrating understanding of the subject under investigation.
L9-10WHST8: Gather relevant information from multiple authoritative print and digital sources, using advanced searches effectively; assess the usefulness of each source in answering the research question; integrate information into the text selectively to maintain the flow of ideas, avoiding plagiarism and following a standard format for citation.
L9-10WHST9: Draw evidence from informational texts to support analysis, reflection, and research.
➤ Range of Writing
L9-10WHST10: Write routinely over extended time frames (time for reflection and revision) and shorter time frames (a single sitting or a day or two) for a range of discipline-specific tasks, purposes, and audiences.

Social Studies Georgia Standards of Excellence

READING STANDARDS FOR LITERACY IN HISTORY/SOCIAL STUDIES (RHSS) GRADE 11-12
➤ Key Ideas and Details
L11-12RHSS1: Cite specific textual evidence to support analysis of primary and secondary sources, connecting insights gained from specific details to an understanding of the text as a whole.
L11-12RHSS2: Determine the central ideas or information of a primary or secondary source; provide an accurate summary that makes clear the relationships among the key details and ideas.
L11-12RHSS3: Evaluate various explanations for actions or events and determine which explanation best accords with textual evidence, acknowledging where the text leaves matters uncertain.
➤ Craft and Structure
L11-12RHSS4: Determine the meaning of words and phrases as they are used in a text, including analyzing how an author uses and refines the meaning of a key term over the course of a text (e.g., how Madison defines <i>faction</i> in <i>Federalist</i> No. 10).
L11-12RHSS5: Analyze in detail how a complex primary source is structured, including how key sentences, paragraphs, and larger portions of the text contribute to the whole.
L11-12RHSS6: Evaluate authors' differing points of view on the same historical event or issue by assessing the authors' claims, reasoning, and evidence.
➤ Integration of Knowledge and Ideas
L11-12RHSS7: Integrate and evaluate multiple sources of information presented in diverse formats and media (e.g., visually, quantitatively, as well as in words) in order to address a question or solve a problem.
L11-12RHSS8: Evaluate an author's premises, claims, and evidence by corroborating or challenging them with other information.
L11-12RHSS9: Integrate information from diverse sources, both primary and secondary, into a coherent understanding of an idea or event, noting discrepancies among sources.
➤ Range of Reading and Level of Text Complexity
L11-12RHSS10: By the end of grade 12, read and comprehend history/social studies texts in the grades 11–12 text complexity band independently and proficiently.

*This document continues on the next page with writing standards

Social Studies Georgia Standards of Excellence

WRITING STANDARDS FOR LITERACY IN HISTORY/SOCIAL STUDIES, SCIENCE, AND TECHNICAL SUBJECTS GRADES 11-12 (WHST)
➤ Text Types and Purposes
L11-12WHST1: Write arguments focused on <i>discipline-specific content</i> .
a. Introduce precise, knowledgeable claim(s), establish the significance of the claim(s), distinguish the claim(s) from alternate or opposing claims, and create an organization that logically sequences the claim(s), counterclaims, reasons, and evidence.
b. Develop claim(s) and counterclaims fairly and thoroughly, supplying the most relevant data and evidence for each while pointing out the strengths and limitations of both claim(s) and counterclaims in a discipline-appropriate form that anticipates the audience’s knowledge level, concerns, values, and possible biases.
c. Use words, phrases, and clauses as well as varied syntax to link the major sections of the text, create cohesion, and clarify the relationships between claim(s) and reasons, between reasons and evidence, and between claim(s) and counterclaims.
d. Establish and maintain a formal style and objective tone while attending to the norms and conventions of the discipline in which they are writing.
e. Provide a concluding statement or section that follows from or supports the argument presented.
L11-12WHST2: Write informative/explanatory texts, including the narration of historical events, scientific procedures/experiments, or technical processes.
a. Introduce a topic and organize complex ideas, concepts, and information so that each new element builds on that which precedes it to create a unified whole; include formatting (e.g., headings), graphics (e.g., figures, tables), and multimedia when useful to aiding comprehension.
b. Develop the topic thoroughly by selecting the most significant and relevant facts, extended definitions, concrete details, quotations, or other information and examples appropriate to the audience’s knowledge of the topic.
c. Use varied transitions and sentence structures to link the major sections of the text, create cohesion, and clarify the relationships among complex ideas and concepts.
d. Use precise language, domain-specific vocabulary and techniques such as metaphor, simile, and analogy to manage the complexity of the topic; convey a knowledgeable stance in a style that responds to the discipline and context as well as to the expertise of likely readers.
e. Provide a concluding statement or section that follows from and supports the information or explanation provided (e.g., articulating implications or the significance of the topic).
L11-12WHST3: (See note; not applicable as a separate requirement)
➤ Production and Distribution of Writing
L11-12WHST4: Produce clear and coherent writing in which the development, organization, and style are appropriate to task, purpose, and audience.
L11-12WHST5: Develop and strengthen writing as needed by planning, revising, editing, rewriting, or trying a new approach, focusing on addressing what is most significant for a specific purpose and audience.
L11-12WHST6: Use technology, including the Internet, to produce, publish, and update individual or shared writing products in response to ongoing feedback, including new arguments or information.
➤ Research to Build and Present Knowledge
L11-12WHST7: Conduct short as well as more sustained research projects to answer a question (including a self-generated question) or solve a problem; narrow or broaden the inquiry when appropriate; synthesize multiple sources on the subject, demonstrating understanding of the subject under investigation.
L11-12WHST8: Gather relevant information from multiple authoritative print and digital sources, using advanced searches effectively; assess the strengths and limitations of each source in terms of the specific task, purpose, and audience; integrate information into the text selectively to maintain the flow of ideas, avoiding plagiarism and overreliance on any one source and following a standard format for citation.
L11-12WHST9: Draw evidence from informational texts to support analysis, reflection, and research.
➤ Range of Writing
L11-12WHST10: Write routinely over extended time frames (time for reflection and revision) and shorter time frames (a single sitting or a day or two) for a range of discipline-specific tasks, purposes, and audiences.

Psychology

Psychology is the scientific study of behavior and mental processes. It is a unique science that often necessitates the use of special measurements and research methods. The course has four sections: psychological foundations and research, biological foundations, change in behavior and cognition, and variability of behavior among individual and groups.

Psychology Foundations and Research

SSPFR1 Explain selected historical and contemporary perspectives and practices of psychologists.

- a. Define the field of psychology.
- b. Identify key figures and their perspectives in the history of the field of psychology: include Wundt, Freud, Skinner, James, Watson, Rogers, Bandura, and Pavlov.
- c. List and describe the major occupations and subfields of psychology.

SSPFR2 Explain the research methods and the types of statistics used in the field of psychology.

- a. Explain how psychologists conduct research to describe, explain, predict, and control behavior.
- b. Describe the types of research methods used by psychologists, include: experiment, survey, case study, and observation.
- c. Identify the basic elements of an experiment, include: independent and dependent variables, types of experimental control (blind/double-blind procedures, placebo controls).
- d. Explain the differences between a correlation and an experiment.
- e. Classify the types and uses of statistics in psychological research, include: descriptive statistics.
- f. Interpret graphic data representations.
- g. Explain ethical issues in psychological research.

Biological Foundations

SSPBF1 Explain the development, structure, and function of biological systems and their role in behavior, cognition, and emotion.

- a. Discuss the major divisions and sub-divisions of the nervous system and their role in behavior, include: central (brain and spinal cord) and peripheral [autonomic (sympathetic and parasympathetic) and somatic].
- b. Identify the components and function of a neuron.
- c. Explain the process of neurotransmission, include: action potentials and synaptic transmission.
- d. Identify the major structures and functions of the brain.
- e. Describe the methods used to analyze neural form and function: include the MRI, fMRI, PET, CAT, and EEG.
- f. Examine the role of genetics in the development of behaviors.

SSPBF2 Compare different states of consciousness.

- a. Identify altered states of consciousness, include: sleeping, dreaming, hypnosis, meditation, biofeedback, and mind-altering substances.
- b. Describe the sleep cycle and circadian rhythm.
- c. Explain theories of sleeping and dreaming.
- d. Investigate the validity of hypnosis.
- e. Analyze the physical and psychological issues associated with addiction.
- f. Explain how the major drug classes (stimulants, depressants, and hallucinogens) affect neurotransmission and behaviors.

SSPBF3 Discuss the components of stress.

- a. Categorize and explain the different physiological and psychological reactions to stress.
- b. Identify strategies to deal with stress that promote health, include: coping strategies and behavioral modification.

Social Studies Georgia Standards of Excellence

SSPBF4 Describe how the physical world is translated into a psychological experience.

- a. Describe the basic structures of the eye and ear, the associated neural pathways, and the process of sensory transduction.
- b. Recognize causes which can lead to hearing and vision deficits: include environmental causes, aging, genetics, diet, disease, and trauma.
- c. Describe the major theories associated with visual and auditory sensation and perception: include threshold theory, opponent process theory, trichromatic theory of vision, frequency theory, volley theory and place theory of hearing.
- d. Identify additional senses, include: smell, taste and touch.
- e. Analyze different perceptual illusions and describe why illusions are important for our understanding of perception.
- f. Compare top-down and bottom-up processing.

SSPBF5 Identify major theories and concepts related to motivation and emotion.

- a. Compare and contrast the biological, cognitive/learning, and humanistic perspectives of motivation.
- b. Compare and contrast theories of emotion, include: James-Lange, Cannon-Bard, and Singer-Schachter's Two Factor.

Change in Behavior and Cognition

SSPBC1 Identify the characteristics of and major approaches to learning.

- a. Identify learning as a relatively permanent change in behavior based on experience.
- b. Explain the behavioral approach to learning.
- c. Compare and contrast the paradigms of classical and operant conditioning.
- d. Describe changes in behavior using the social learning theory.

SSPBC2 Analyze key concepts associated with information processing and memory.

- a. Describe the components of the human information processing system, include: sensory memory, attention, short term memory (working memory), encoding, long term memory, and retrieval.
- b. Evaluate strategies that enhance memory, include: mnemonics, maintenance rehearsal, and elaborative rehearsal.
- c. Analyze theories of forgetting, include, encoding failure, decay, proactive/retroactive interference, types of amnesia (retrograde, anterograde, source, and infantile).
- d. Explain the phenomena involved in problem solving and decision-making, include: heuristics, algorithms, biases, expectancies, and mental set.

Social Studies Georgia Standards of Excellence

SSPBC3 Describe behavioral, social, and cognitive changes from the prenatal period throughout the life span.

- a. Chart physical changes of a human being from conception through late adulthood.
- b. Explain the developmental models of Freud, Piaget, Kohlberg, and Erikson.
- c. Compare and contrast the theories of language and language acquisition, include: Chomsky, Skinner, and Whorf.
- d. Describe the role of critical periods in development.

Variability of Behavior among Individuals and Groups

SSPVB1 Analyze concepts related to the measurement, and nature of intelligence.

- a. Differentiate between general and multiple intelligences.
- b. Explain how intelligence may be influenced by heredity and environment.
- c. Evaluate the reliability, validity, and standardization of historical and contemporary intelligence tests.
- d. Evaluate the implications of measurement of intelligence on the individual and culture.
- e. Differentiate the levels of intelligence: include giftedness and intellectual disability.

SSPVB2 Evaluate theories of personality and assessment tools.

- a. Evaluate Psychodynamic Theory and its impact on contemporary psychology.
- b. Evaluate the Humanistic Perspective of personality.
- c. Analyze the purpose and theories of the Trait Perspective of personality.
- d. Analyze the Social-Cognitive Perspective of personality.
- e. Identify various personality assessment tools.

SSPVB3 Identify psychological disorders and treatment.

- a. Identify criteria that distinguish normal from disordered behavior, include: the criteria of distress, deviance, and dysfunction.
- b. Describe methods used to diagnose and assess psychological disorders, include: the current version of the *Diagnostic and Statistical Manual*, the MMPI, and projective tests.
- c. Analyze various psychological disorders and identify appropriate treatments, include: anxiety disorders, bipolar and depressive disorders, personality disorders, somatic disorders, and schizophrenia.
- d. Analyze the challenges associated with labeling psychological disorders and the impact of diagnosis on patients.
- e. Compare the biomedical, psychoanalytical, cognitive, and behavioral and humanistic approaches to the treatment of psychological disorders.

Social Studies Georgia Standards of Excellence

Social Psychology

SSPSP1 Analyze the impact of the social environment on behaviors, and attitudes.

- a. Explain phenomena that result from the influence of the social environment on the individual and vice versa: include obedience, social facilitation, social loafing, bystander apathy, conformity such as Asch's experiment, groupthink, group polarization, and deindividuation.
- b. Analyze attribution and cognitive dissonance theories pertaining to social judgments and attitudes.
- c. Explain the factors that contribute to affiliation and attraction, include: proximity, mere-exposure effect, and similarity.
- d. Analyze and evaluate the ethics of experimentation in social psychology, include: Milgram's experiment of obedience and Zimbardo's Stanford Prison Experiment.

Social Studies Georgia Standards of Excellence

Map and Globe Skills

GOAL: The student will use maps to retrieve social studies information.

I: indicates when a skill is introduced in the standards and elements as part of the content

D: indicates grade levels where the teacher must develop that skill using the appropriate content

M: indicates grade level by which student should achieve mastery, the ability to use the skill in all situations

A: indicates grade levels where students will continue to apply and improve mastered skills

Map and Globe Skills	K	1	2	3	4	5	6	7	8	9-12
1. use a compass rose to identify cardinal directions	I	M	A	A	A	A	A	A	A	A
2. use intermediate directions		I	M	A	A	A	A	A	A	A
3. use a letter/number grid system to determine location			I	M	A	A	A	A	A	A
4. compare and contrast the categories of natural, cultural, and political features found on maps			I	M	A	A	A	A	A	A
5. use graphic scales to determine distances on a map					I	M	A	A	A	A
6. use map key/legend to acquire information from historical, physical, political, resource, product, and economic maps			I	D	M	A	A	A	A	A
7. use a map to explain impact of geography on historical and current events		I	D	D	M	A	A	A	A	A
8. draw conclusions and make generalizations based on information from maps				I	M	A	A	A	A	A
9. use latitude and longitude to determine location				I	D	D	D	M	A	A
10. compare maps of the same place at different points in time and from different perspectives to determine changes, identify trends, and generalize about human activities					I	M	A	A	A	A
11. compare maps with data sets (charts, tables, graphs) and /or readings to draw conclusions and make generalizations					I	M	A	A	A	A
12. use geographic technology and software to determine changes, identify trends, and generalize about human activities										I

Social Studies Georgia Standards of Excellence

Information Processing Skills

GOAL: The student will be able to locate, analyze, and synthesize information related to social studies topics and apply this information to solve problems/make decisions.

I: indicates when a skill is introduced in the standards and elements as part of the content

D: indicates grade levels where the teacher must develop that skill using the appropriate content

M: indicates grade level by which student should achieve mastery, the ability to use the skill in all situations

A: indicates grade levels where students will continue to apply and improve mastered skills

Information Processing Skills	K	1	2	3	4	5	6	7	8	9-12
1. compare similarities and differences	I	D	M	A	A	A	A	A	A	A
2. organize items chronologically	I	D	D	M	A	A	A	A	A	A
3. identify issues and/or problems and alternative solutions	I	D	D	D	D	M	A	A	A	A
4. distinguish between fact and opinion		I	D	M	A	A	A	A	A	A
5. identify main idea, detail, sequence of events, and cause and effect in a social studies context		I	D	D	M	A	A	A	A	A
6. identify and use primary and secondary sources		I	D	D	M	A	A	A	A	A
7. interpret timelines, charts, and tables		I	D	D	M	A	A	A	A	A
8. identify social studies reference resources to use for a specific purpose			I	M	A	A	A	A	A	A
9. construct charts and tables			I	M	A	A	A	A	A	A
10. analyze artifacts			I	D	D	M	A	A	A	A
11. draw conclusions and make generalizations				I	M	A	A	A	A	A
12. analyze graphs and diagrams				I	D	M	A	A	A	A
13. translate dates into centuries, eras, or ages				I	D	M	A	A	A	A
14. formulate appropriate research questions					I	M	A	A	A	A
15. determine adequacy and/or relevancy of information					I	M	A	A	A	A
16. check for consistency of information					I	M	A	A	A	A
17. interpret political cartoons					I	D	D	D	M	A

Social Studies Georgia Standards of Excellence

Clarification for Literacy Standards in High School:

Grades 9-10 social studies courses incorporate the grades 9-10 Reading/Writing Standards for Literacy in History/Social Studies.

Grades 11-12 social studies courses incorporate the grades 11-12 Reading/Writing Standards for Literacy in History/Social Studies.

READING STANDARDS FOR LITERACY IN HISTORY/SOCIAL STUDIES (RHSS) GRADE 9-10
➤ Key Ideas and Details
L9-10RHSS1: Cite specific textual evidence to support analysis of primary and secondary sources, attending to such features as the date and origin of the information.
L9-10RHSS2: Determine the central ideas or information of a primary or secondary source; provide an accurate summary of how key events or ideas develop over the course of the text.
L9-10RHSS3: Analyze in detail a series of events described in a text; determine whether earlier events caused later ones or simply preceded them.
➤ Craft and Structure
L9-10RHSS4: Determine the meaning of words and phrases as they are used in a text, including vocabulary describing political, social, or economic aspects of history/social science.
L9-10RHSS5: Analyze how a text uses structure to emphasize key points or advance an explanation or analysis
L9-10RHSS6: Compare the point of view of two or more authors for how they treat the same or similar topics, including which details they include and emphasize in their respective accounts.
➤ Integration of Knowledge and Ideas
L9-10RHSS7: Integrate quantitative or technical analysis (e.g., charts, research data) with qualitative analysis in print or digital text.
L9-10RHSS8: Assess the extent to which the reasoning and evidence in a text support the author's claims.
L9-10RHSS9: Compare and contrast treatments of the same topic in several primary and secondary sources.
➤ Range of Reading and Level of Text Complexity
L9-10RHSS10: By the end of grade 10, read and comprehend history/social studies texts in the grades 9–10 text complexity band independently and proficiently.

*This document continues on the next page with writing standards

Social Studies Georgia Standards of Excellence

WRITING STANDARDS FOR LITERACY IN HISTORY/SOCIAL STUDIES, SCIENCE, AND TECHNICAL SUBJECTS GRADES 9-10 (WHST)
➤ Text Types and Purposes
L9-10WHST1: Write arguments focused on <i>discipline-specific content</i> .
a. Introduce precise claim(s), distinguish the claim(s) from alternate or opposing claims, and create an organization that establishes clear relationships among the claim(s), counterclaims, reasons, and evidence.
b. Develop claim(s) and counterclaims fairly, supplying data and evidence for each while pointing out the strengths and limitations of both claim(s) and counterclaims in a discipline-appropriate form and in a manner that anticipates the audience’s knowledge level and concerns.
c. Use words, phrases, and clauses to link the major sections of the text, create cohesion, and clarify the relationships between claim(s) and reasons, between reasons and evidence, and between claim(s) and counterclaims.
d. Establish and maintain a formal style and objective tone while attending to the norms and conventions of the discipline in which they are writing.
e. Provide a concluding statement or section that follows from or supports the argument presented.
L9-10WHST2: Write informative/explanatory texts, including the narration of historical events, scientific procedures/experiments, or technical processes.
a. Introduce a topic and organize ideas, concepts, and information to make important connections and distinctions; include formatting (e.g., headings), graphics (e.g., figures, tables), and multimedia when useful to aiding comprehension.
b. Develop the topic with well-chosen, relevant, and sufficient facts, extended definitions, concrete details, quotations, or other information and examples appropriate to the audience’s knowledge of the topic.
c. Use varied transitions and sentence structures to link the major sections of the text, create cohesion, and clarify the relationships among ideas and concepts.
d. Use precise language and domain-specific vocabulary to manage the complexity of the topic and convey a style appropriate to the discipline and context as well as to the expertise of likely readers.
e. Establish and maintain a formal style and objective tone while attending to the norms and conventions of the discipline in which they are writing.
f. Provide a concluding statement or section that follows from and supports the information or explanation presented (e.g., articulating implications or the significance of the topic).
L9-10WHST3: (See note; not applicable as a separate requirement)
➤ Production and Distribution of Writing
L9-10WHST4: Produce clear and coherent writing in which the development, organization, and style are appropriate to task, purpose, and audience.
L9-10WHST5: Develop and strengthen writing as needed by planning, revising, editing, rewriting, or trying a new approach, focusing on addressing what is most significant for a specific purpose and audience.
L9-10WHST6: Use technology, including the Internet, to produce, publish, and update individual or shared writing products, taking advantage of technology’s capacity to link to other information and to display information flexibly and dynamically.
➤ Research to Build and Present Knowledge
L9-10WHST7: Conduct short as well as more sustained research projects to answer a question (including a self-generated question) or solve a problem; narrow or broaden the inquiry when appropriate; synthesize multiple sources on the subject, demonstrating understanding of the subject under investigation.
L9-10WHST8: Gather relevant information from multiple authoritative print and digital sources, using advanced searches effectively; assess the usefulness of each source in answering the research question; integrate information into the text selectively to maintain the flow of ideas, avoiding plagiarism and following a standard format for citation.
L9-10WHST9: Draw evidence from informational texts to support analysis, reflection, and research.
➤ Range of Writing
L9-10WHST10: Write routinely over extended time frames (time for reflection and revision) and shorter time frames (a single sitting or a day or two) for a range of discipline-specific tasks, purposes, and audiences.

Social Studies Georgia Standards of Excellence

READING STANDARDS FOR LITERACY IN HISTORY/SOCIAL STUDIES (RHSS) GRADE 11-12
➤ Key Ideas and Details
L11-12RHSS1: Cite specific textual evidence to support analysis of primary and secondary sources, connecting insights gained from specific details to an understanding of the text as a whole.
L11-12RHSS2: Determine the central ideas or information of a primary or secondary source; provide an accurate summary that makes clear the relationships among the key details and ideas.
L11-12RHSS3: Evaluate various explanations for actions or events and determine which explanation best accords with textual evidence, acknowledging where the text leaves matters uncertain.
➤ Craft and Structure
L11-12RHSS4: Determine the meaning of words and phrases as they are used in a text, including analyzing how an author uses and refines the meaning of a key term over the course of a text (e.g., how Madison defines <i>faction</i> in <i>Federalist</i> No. 10).
L11-12RHSS5: Analyze in detail how a complex primary source is structured, including how key sentences, paragraphs, and larger portions of the text contribute to the whole.
L11-12RHSS6: Evaluate authors' differing points of view on the same historical event or issue by assessing the authors' claims, reasoning, and evidence.
➤ Integration of Knowledge and Ideas
L11-12RHSS7: Integrate and evaluate multiple sources of information presented in diverse formats and media (e.g., visually, quantitatively, as well as in words) in order to address a question or solve a problem.
L11-12RHSS8: Evaluate an author's premises, claims, and evidence by corroborating or challenging them with other information.
L11-12RHSS9: Integrate information from diverse sources, both primary and secondary, into a coherent understanding of an idea or event, noting discrepancies among sources.
➤ Range of Reading and Level of Text Complexity
L11-12RHSS10: By the end of grade 12, read and comprehend history/social studies texts in the grades 11–12 text complexity band independently and proficiently.

*This document continues on the next page with writing standards

Social Studies Georgia Standards of Excellence

WRITING STANDARDS FOR LITERACY IN HISTORY/SOCIAL STUDIES, SCIENCE, AND TECHNICAL SUBJECTS GRADES 11-12 (WHST)
➤ Text Types and Purposes
L11-12WHST1: Write arguments focused on <i>discipline-specific content</i> .
a. Introduce precise, knowledgeable claim(s), establish the significance of the claim(s), distinguish the claim(s) from alternate or opposing claims, and create an organization that logically sequences the claim(s), counterclaims, reasons, and evidence.
b. Develop claim(s) and counterclaims fairly and thoroughly, supplying the most relevant data and evidence for each while pointing out the strengths and limitations of both claim(s) and counterclaims in a discipline-appropriate form that anticipates the audience’s knowledge level, concerns, values, and possible biases.
c. Use words, phrases, and clauses as well as varied syntax to link the major sections of the text, create cohesion, and clarify the relationships between claim(s) and reasons, between reasons and evidence, and between claim(s) and counterclaims.
d. Establish and maintain a formal style and objective tone while attending to the norms and conventions of the discipline in which they are writing.
e. Provide a concluding statement or section that follows from or supports the argument presented.
L11-12WHST2: Write informative/explanatory texts, including the narration of historical events, scientific procedures/experiments, or technical processes.
a. Introduce a topic and organize complex ideas, concepts, and information so that each new element builds on that which precedes it to create a unified whole; include formatting (e.g., headings), graphics (e.g., figures, tables), and multimedia when useful to aiding comprehension.
b. Develop the topic thoroughly by selecting the most significant and relevant facts, extended definitions, concrete details, quotations, or other information and examples appropriate to the audience’s knowledge of the topic.
c. Use varied transitions and sentence structures to link the major sections of the text, create cohesion, and clarify the relationships among complex ideas and concepts.
d. Use precise language, domain-specific vocabulary and techniques such as metaphor, simile, and analogy to manage the complexity of the topic; convey a knowledgeable stance in a style that responds to the discipline and context as well as to the expertise of likely readers.
e. Provide a concluding statement or section that follows from and supports the information or explanation provided (e.g., articulating implications or the significance of the topic).
L11-12WHST3: (See note; not applicable as a separate requirement)
➤ Production and Distribution of Writing
L11-12WHST4: Produce clear and coherent writing in which the development, organization, and style are appropriate to task, purpose, and audience.
L11-12WHST5: Develop and strengthen writing as needed by planning, revising, editing, rewriting, or trying a new approach, focusing on addressing what is most significant for a specific purpose and audience.
L11-12WHST6: Use technology, including the Internet, to produce, publish, and update individual or shared writing products in response to ongoing feedback, including new arguments or information.
➤ Research to Build and Present Knowledge
L11-12WHST7: Conduct short as well as more sustained research projects to answer a question (including a self-generated question) or solve a problem; narrow or broaden the inquiry when appropriate; synthesize multiple sources on the subject, demonstrating understanding of the subject under investigation.
L11-12WHST8: Gather relevant information from multiple authoritative print and digital sources, using advanced searches effectively; assess the strengths and limitations of each source in terms of the specific task, purpose, and audience; integrate information into the text selectively to maintain the flow of ideas, avoiding plagiarism and overreliance on any one source and following a standard format for citation.
L11-12WHST9: Draw evidence from informational texts to support analysis, reflection, and research.
➤ Range of Writing
L11-12WHST10: Write routinely over extended time frames (time for reflection and revision) and shorter time frames (a single sitting or a day or two) for a range of discipline-specific tasks, purposes, and audiences.

Sociology

This course is an introductory study in sociology, the study of social behavior and the organization of human society. Students will learn about the historical development of the field of sociology and the procedures for conducting research in sociology. Students will also learn the importance and role of culture, social structure, socialization, and social change in today's society.

Foundations and Research

SSSocFR1 Explain the origins of sociology, the sociological perspective, and how sociology relates to the other social sciences.

- a. Explain sociology, sociological perspective, and the sociological imagination.
- b. Describe the origins of sociology as a social science and the significance of its historical framework.
- c. Explain the relationship of sociology to the other social sciences.
- d. Identify careers where sociological knowledge is applicable.

SSSocFR2 Explain the research methodologies used in sociology.

- a. Identify the major research methods used in sociology.
- b. Explain how various methods are used to conduct research in sociology.
- c. Evaluate the strengths and weaknesses of the methods of sociological research.
- d. Explain the importance and influence of ethics in guiding research and data collection in sociology.

SSSocFR3 Explain the major theoretical perspectives in sociology.

- a. Explain and apply the theoretical perspectives of Structural Functionalism, Symbolic Interaction, and Conflict Theory.
- b. Compare and evaluate the theoretical perspectives of Structural Functionalism, Symbolic Interaction, and Conflict Theory.

Culture and Social Structure

SSSocC1 Explain the development and importance of culture.

- a. Describe how culture is a social construction.
- b. Identify the basic elements of culture.
- c. Explain the importance of culture as an organizing tool in society.
- d. Describe the components of culture to include language, symbols, norms, and values; also include material and non-material culture.

Social Studies Georgia Standards of Excellence

SSSocC2 Evaluate how cultures evolve over time.

- a. Explain cultural change and diversity include ethnocentrism, cultural relativism, folk culture, pop culture, counterculture, subculture, and culture shock.
- b. Analyze the impact of globalization on U.S. and other world cultures.

SSSocC3 Analyze social structure and interaction within society.

- a. Explain the components of social structure, include: status, role and social institutions.
- b. Describe and compare various types of societies.
- c. Categorize groups within a society by comparing primary and secondary groups, in and out groups, reference groups, and social networks.
- d. Analyze the components, varieties, and functions of group dynamics, include: such factors as group size, leadership and authority, and such processes as bystander effect and groupthink.
- e. Analyze the strengths and weaknesses of formal organizations and bureaucracies.

Socialization and Social Control

SSSocSC1 Explain the process of socialization.

- a. Identify and describe the roles and responsibilities of an individual in society.
- b. Analyze the individual development theories of Cooley and Mead.
- c. Identify and compare the stages of socialization, include: childhood, adolescence, adulthood, and death/dying.
- d. Evaluate the agents of socialization including family, peers, education, media, and religion.
- e. Analyze gender, race/ethnicity, and socio-economic status as contributing factors to individual socialization.

SSSocSC2 Analyze deviance in society.

- a. Explain the socially constructed nature of deviance.
- b. Explain the relationship of social control and power in society.
- c. Analyze the causes of deviant behavior.
- d. Explain the impact of deviance on society.

SSSocSC3 Analyze the impact of social control on deviance in society.

- a. Explain theories of social control, include: control and labeling theories.
- b. Explain conformity in relationship to deviance and social control.
- c. Describe adaptation, cooperation, accommodation, and competition in the context of social control.

Social Studies Georgia Standards of Excellence

SSSocSC4 Analyze the function of social institutions as agents of social control across differing societies and times.

- a. Analyze the function of social institutions in society, include: family, education, religion, economy, government/politics, health care, and media.
- b. Evaluate the strengths and weaknesses of various social institutions.
- c. Evaluate other possible social institutions such as sports.
- d. Analyze the functions and inequalities of the criminal justice system in relationship to a society's construct of crime and punishment.
- e. Explain the role of total institutions.
- f. Analyze the re-socialization process.

Social Inequities and Change

SSSocIC1 Analyze forms of social inequality.

- a. Explain how unequal distribution of power and resources affects the life chances of individuals in that society.
- b. Analyze the sources and effects of stratification on the basis of social class, race and ethnicity, gender, age, and emotional, mental, and physical disabilities.
- c. Analyze the sources of global stratification and inequality.
- d. Evaluate the impact of global stratification and inequality on global relations.

SSSocIC2 Analyze social change processes in a society.

- a. Describe the various forms of collective behavior as factors of social change.
- b. Explain the impact of globalization on social change.
- c. Evaluate the impact of technology on social change.
- d. Analyze the impact of demographic changes and changes in settlement patterns on a society.

Social Studies Georgia Standards of Excellence

Map and Globe Skills

GOAL: The student will use maps to retrieve social studies information.

I: indicates when a skill is introduced in the standards and elements as part of the content

D: indicates grade levels where the teacher must develop that skill using the appropriate content

M: indicates grade level by which student should achieve mastery, the ability to use the skill in all situations

A: indicates grade levels where students will continue to apply and improve mastered skills

Map and Globe Skills	K	1	2	3	4	5	6	7	8	9-12
1. use a compass rose to identify cardinal directions	I	M	A	A	A	A	A	A	A	A
2. use intermediate directions		I	M	A	A	A	A	A	A	A
3. use a letter/number grid system to determine location			I	M	A	A	A	A	A	A
4. compare and contrast the categories of natural, cultural, and political features found on maps			I	M	A	A	A	A	A	A
5. use graphic scales to determine distances on a map					I	M	A	A	A	A
6. use map key/legend to acquire information from historical, physical, political, resource, product, and economic maps			I	D	M	A	A	A	A	A
7. use a map to explain impact of geography on historical and current events		I	D	D	M	A	A	A	A	A
8. draw conclusions and make generalizations based on information from maps				I	M	A	A	A	A	A
9. use latitude and longitude to determine location				I	D	D	D	M	A	A
10. compare maps of the same place at different points in time and from different perspectives to determine changes, identify trends, and generalize about human activities					I	M	A	A	A	A
11. compare maps with data sets (charts, tables, graphs) and /or readings to draw conclusions and make generalizations					I	M	A	A	A	A
12. use geographic technology and software to determine changes, identify trends, and generalize about human activities										I

Social Studies Georgia Standards of Excellence

Information Processing Skills

GOAL: The student will be able to locate, analyze, and synthesize information related to social studies topics and apply this information to solve problems/make decisions.

I: indicates when a skill is introduced in the standards and elements as part of the content

D: indicates grade levels where the teacher must develop that skill using the appropriate content

M: indicates grade level by which student should achieve mastery, the ability to use the skill in all situations

A: indicates grade levels where students will continue to apply and improve mastered skills

Information Processing Skills	K	1	2	3	4	5	6	7	8	9-12
1. compare similarities and differences	I	D	M	A	A	A	A	A	A	A
2. organize items chronologically	I	D	D	M	A	A	A	A	A	A
3. identify issues and/or problems and alternative solutions	I	D	D	D	D	M	A	A	A	A
4. distinguish between fact and opinion		I	D	M	A	A	A	A	A	A
5. identify main idea, detail, sequence of events, and cause and effect in a social studies context		I	D	D	M	A	A	A	A	A
6. identify and use primary and secondary sources		I	D	D	M	A	A	A	A	A
7. interpret timelines, charts, and tables		I	D	D	M	A	A	A	A	A
8. identify social studies reference resources to use for a specific purpose			I	M	A	A	A	A	A	A
9. construct charts and tables			I	M	A	A	A	A	A	A
10. analyze artifacts			I	D	D	M	A	A	A	A
11. draw conclusions and make generalizations				I	M	A	A	A	A	A
12. analyze graphs and diagrams				I	D	M	A	A	A	A
13. translate dates into centuries, eras, or ages				I	D	M	A	A	A	A
14. formulate appropriate research questions					I	M	A	A	A	A
15. determine adequacy and/or relevancy of information					I	M	A	A	A	A
16. check for consistency of information					I	M	A	A	A	A
17. interpret political cartoons					I	D	D	D	M	A

Social Studies Georgia Standards of Excellence

Clarification for Literacy Standards in High School:

Grades 9-10 social studies courses incorporate the grades 9-10 Reading/Writing Standards for Literacy in History/Social Studies.

Grades 11-12 social studies courses incorporate the grades 11-12 Reading/Writing Standards for Literacy in History/Social Studies.

READING STANDARDS FOR LITERACY IN HISTORY/SOCIAL STUDIES (RHSS) GRADE 9-10
➤ Key Ideas and Details
L9-10RHSS1: Cite specific textual evidence to support analysis of primary and secondary sources, attending to such features as the date and origin of the information.
L9-10RHSS2: Determine the central ideas or information of a primary or secondary source; provide an accurate summary of how key events or ideas develop over the course of the text.
L9-10RHSS3: Analyze in detail a series of events described in a text; determine whether earlier events caused later ones or simply preceded them.
➤ Craft and Structure
L9-10RHSS4: Determine the meaning of words and phrases as they are used in a text, including vocabulary describing political, social, or economic aspects of history/social science.
L9-10RHSS5: Analyze how a text uses structure to emphasize key points or advance an explanation or analysis
L9-10RHSS6: Compare the point of view of two or more authors for how they treat the same or similar topics, including which details they include and emphasize in their respective accounts.
➤ Integration of Knowledge and Ideas
L9-10RHSS7: Integrate quantitative or technical analysis (e.g., charts, research data) with qualitative analysis in print or digital text.
L9-10RHSS8: Assess the extent to which the reasoning and evidence in a text support the author's claims.
L9-10RHSS9: Compare and contrast treatments of the same topic in several primary and secondary sources.
➤ Range of Reading and Level of Text Complexity
L9-10RHSS10: By the end of grade 10, read and comprehend history/social studies texts in the grades 9–10 text complexity band independently and proficiently.

*This document continues on the next page with writing standards

Social Studies Georgia Standards of Excellence

WRITING STANDARDS FOR LITERACY IN HISTORY/SOCIAL STUDIES, SCIENCE, AND TECHNICAL SUBJECTS GRADES 9-10 (WHST)
➤ Text Types and Purposes
L9-10WHST1: Write arguments focused on <i>discipline-specific content</i> .
a. Introduce precise claim(s), distinguish the claim(s) from alternate or opposing claims, and create an organization that establishes clear relationships among the claim(s), counterclaims, reasons, and evidence.
b. Develop claim(s) and counterclaims fairly, supplying data and evidence for each while pointing out the strengths and limitations of both claim(s) and counterclaims in a discipline-appropriate form and in a manner that anticipates the audience’s knowledge level and concerns.
c. Use words, phrases, and clauses to link the major sections of the text, create cohesion, and clarify the relationships between claim(s) and reasons, between reasons and evidence, and between claim(s) and counterclaims.
d. Establish and maintain a formal style and objective tone while attending to the norms and conventions of the discipline in which they are writing.
e. Provide a concluding statement or section that follows from or supports the argument presented.
L9-10WHST2: Write informative/explanatory texts, including the narration of historical events, scientific procedures/ experiments, or technical processes.
a. Introduce a topic and organize ideas, concepts, and information to make important connections and distinctions; include formatting (e.g., headings), graphics (e.g., figures, tables), and multimedia when useful to aiding comprehension.
b. Develop the topic with well-chosen, relevant, and sufficient facts, extended definitions, concrete details, quotations, or other information and examples appropriate to the audience’s knowledge of the topic.
c. Use varied transitions and sentence structures to link the major sections of the text, create cohesion, and clarify the relationships among ideas and concepts.
d. Use precise language and domain-specific vocabulary to manage the complexity of the topic and convey a style appropriate to the discipline and context as well as to the expertise of likely readers.
e. Establish and maintain a formal style and objective tone while attending to the norms and conventions of the discipline in which they are writing.
f. Provide a concluding statement or section that follows from and supports the information or explanation presented (e.g., articulating implications or the significance of the topic).
L9-10WHST3: (See note; not applicable as a separate requirement)
➤ Production and Distribution of Writing
L9-10WHST4: Produce clear and coherent writing in which the development, organization, and style are appropriate to task, purpose, and audience.
L9-10WHST5: Develop and strengthen writing as needed by planning, revising, editing, rewriting, or trying a new approach, focusing on addressing what is most significant for a specific purpose and audience.
L9-10WHST6: Use technology, including the Internet, to produce, publish, and update individual or shared writing products, taking advantage of technology’s capacity to link to other information and to display information flexibly and dynamically.
➤ Research to Build and Present Knowledge
L9-10WHST7: Conduct short as well as more sustained research projects to answer a question (including a self-generated question) or solve a problem; narrow or broaden the inquiry when appropriate; synthesize multiple sources on the subject, demonstrating understanding of the subject under investigation.
L9-10WHST8: Gather relevant information from multiple authoritative print and digital sources, using advanced searches effectively; assess the usefulness of each source in answering the research question; integrate information into the text selectively to maintain the flow of ideas, avoiding plagiarism and following a standard format for citation.
L9-10WHST9: Draw evidence from informational texts to support analysis, reflection, and research.
➤ Range of Writing
L9-10WHST10: Write routinely over extended time frames (time for reflection and revision) and shorter time frames (a single sitting or a day or two) for a range of discipline-specific tasks, purposes, and audiences.

Social Studies Georgia Standards of Excellence

READING STANDARDS FOR LITERACY IN HISTORY/SOCIAL STUDIES (RHSS) GRADE 11-12
➤ Key Ideas and Details
L11-12RHSS1: Cite specific textual evidence to support analysis of primary and secondary sources, connecting insights gained from specific details to an understanding of the text as a whole.
L11-12RHSS2: Determine the central ideas or information of a primary or secondary source; provide an accurate summary that makes clear the relationships among the key details and ideas.
L11-12RHSS3: Evaluate various explanations for actions or events and determine which explanation best accords with textual evidence, acknowledging where the text leaves matters uncertain.
➤ Craft and Structure
L11-12RHSS4: Determine the meaning of words and phrases as they are used in a text, including analyzing how an author uses and refines the meaning of a key term over the course of a text (e.g., how Madison defines <i>faction</i> in <i>Federalist</i> No. 10).
L11-12RHSS5: Analyze in detail how a complex primary source is structured, including how key sentences, paragraphs, and larger portions of the text contribute to the whole.
L11-12RHSS6: Evaluate authors' differing points of view on the same historical event or issue by assessing the authors' claims, reasoning, and evidence.
➤ Integration of Knowledge and Ideas
L11-12RHSS7: Integrate and evaluate multiple sources of information presented in diverse formats and media (e.g., visually, quantitatively, as well as in words) in order to address a question or solve a problem.
L11-12RHSS8: Evaluate an author's premises, claims, and evidence by corroborating or challenging them with other information.
L11-12RHSS9: Integrate information from diverse sources, both primary and secondary, into a coherent understanding of an idea or event, noting discrepancies among sources.
➤ Range of Reading and Level of Text Complexity
L11-12RHSS10: By the end of grade 12, read and comprehend history/social studies texts in the grades 11–12 text complexity band independently and proficiently.

*This document continues on the next page with writing standards

Social Studies Georgia Standards of Excellence

WRITING STANDARDS FOR LITERACY IN HISTORY/SOCIAL STUDIES, SCIENCE, AND TECHNICAL SUBJECTS GRADES 11-12 (WHST)
➤ Text Types and Purposes
L11-12WHST1: Write arguments focused on <i>discipline-specific content</i> .
a. Introduce precise, knowledgeable claim(s), establish the significance of the claim(s), distinguish the claim(s) from alternate or opposing claims, and create an organization that logically sequences the claim(s), counterclaims, reasons, and evidence.
b. Develop claim(s) and counterclaims fairly and thoroughly, supplying the most relevant data and evidence for each while pointing out the strengths and limitations of both claim(s) and counterclaims in a discipline-appropriate form that anticipates the audience’s knowledge level, concerns, values, and possible biases.
c. Use words, phrases, and clauses as well as varied syntax to link the major sections of the text, create cohesion, and clarify the relationships between claim(s) and reasons, between reasons and evidence, and between claim(s) and counterclaims.
d. Establish and maintain a formal style and objective tone while attending to the norms and conventions of the discipline in which they are writing.
e. Provide a concluding statement or section that follows from or supports the argument presented.
L11-12WHST2: Write informative/explanatory texts, including the narration of historical events, scientific procedures/experiments, or technical processes.
a. Introduce a topic and organize complex ideas, concepts, and information so that each new element builds on that which precedes it to create a unified whole; include formatting (e.g., headings), graphics (e.g., figures, tables), and multimedia when useful to aiding comprehension.
b. Develop the topic thoroughly by selecting the most significant and relevant facts, extended definitions, concrete details, quotations, or other information and examples appropriate to the audience’s knowledge of the topic.
c. Use varied transitions and sentence structures to link the major sections of the text, create cohesion, and clarify the relationships among complex ideas and concepts.
d. Use precise language, domain-specific vocabulary and techniques such as metaphor, simile, and analogy to manage the complexity of the topic; convey a knowledgeable stance in a style that responds to the discipline and context as well as to the expertise of likely readers.
e. Provide a concluding statement or section that follows from and supports the information or explanation provided (e.g., articulating implications or the significance of the topic).
L11-12WHST3: (See note; not applicable as a separate requirement)
➤ Production and Distribution of Writing
L11-12WHST4: Produce clear and coherent writing in which the development, organization, and style are appropriate to task, purpose, and audience.
L11-12WHST5: Develop and strengthen writing as needed by planning, revising, editing, rewriting, or trying a new approach, focusing on addressing what is most significant for a specific purpose and audience.
L11-12WHST6: Use technology, including the Internet, to produce, publish, and update individual or shared writing products in response to ongoing feedback, including new arguments or information.
➤ Research to Build and Present Knowledge
L11-12WHST7: Conduct short as well as more sustained research projects to answer a question (including a self-generated question) or solve a problem; narrow or broaden the inquiry when appropriate; synthesize multiple sources on the subject, demonstrating understanding of the subject under investigation.
L11-12WHST8: Gather relevant information from multiple authoritative print and digital sources, using advanced searches effectively; assess the strengths and limitations of each source in terms of the specific task, purpose, and audience; integrate information into the text selectively to maintain the flow of ideas, avoiding plagiarism and overreliance on any one source and following a standard format for citation.
L11-12WHST9: Draw evidence from informational texts to support analysis, reflection, and research.
➤ Range of Writing
L11-12WHST10: Write routinely over extended time frames (time for reflection and revision) and shorter time frames (a single sitting or a day or two) for a range of discipline-specific tasks, purposes, and audiences.

United States History

The high school United States history course provides students with a survey of major events and themes in United States history. The course begins with English settlement and concludes with significant developments in the early 21st Century.

SSUSH1 Compare and contrast the development of English settlement and colonization during the 17th Century.

- a. Investigate how mercantilism and trans-Atlantic trade led to the development of colonies.
- b. Explain the development of the Southern Colonies, including but not limited to reasons established, impact of location and place, relations with American Indians, and economic development.
- c. Explain the development of the New England Colonies, including but not limited to reasons established, impact of location and place, relations with American Indians, and economic development.
- d. Explain the development of the Mid-Atlantic Colonies, including but not limited to reasons established, impact of location and place, relations with American Indians, and economic development.

SSUSH2 Describe the early English colonial society and investigate the development of its governance.

- a. Describe European cultural diversity including the contributions of different ethnic and religious groups.
- b. Describe the Middle Passage, the growth of the African population and their contributions, including but not limited to architecture, agriculture, and foodways.
- c. Describe different methods of colonial self-governance in the period of Salutary Neglect
- d. Explain the role of the Great Awakening in creating unity in the colonies and challenging traditional authority.

SSUSH3 Analyze the causes of the American Revolution.

- a. Explain how the French and Indian War and the 1763 Treaty of Paris laid the groundwork for the American Revolution.
- b. Explain colonial response to the Proclamation of 1763, the Stamp Act, and the Intolerable Acts as seen in the Sons and Daughters of Liberty and the Committees of Correspondence.
- c. Explain the importance of Thomas Paine's *Common Sense* to the movement for independence.

Social Studies Georgia Standards of Excellence

SSUSH4 Analyze the ideological, military, social, and diplomatic aspects of the American Revolution.

- a. Investigate the intellectual sources, organization, and argument of the Declaration of Independence including the role of Thomas Jefferson and the Committee of Five.
- b. Explain the reason for and significance of the French alliance and other foreign assistance including the diplomacy of Benjamin Franklin and John Adams.
- c. Analyze George Washington as a military leader, including but not limited to the influence of Baron von Steuben, the Marquis de LaFayette, and the significance of Valley Forge in the creation of a professional military.
- d. Investigate the role of geography at the Battles of Trenton, Saratoga, and Yorktown.
- e. Examine the roles of women, American Indians, and enslaved and free Blacks in supporting the war effort.
- f. Explain the significance of the Treaty of Paris, 1783.

SSUSH5 Investigate specific events and key ideas that brought about the adoption and implementation of the United States Constitution.

- a. Examine the strengths of the Articles of Confederation, including but not limited to the Land Ordinance of 1785, Northwest Ordinance of 1787 and their influence on westward migration, slavery, public education, and the addition of new states.
- b. Evaluate how weaknesses in the Articles of Confederation and Daniel Shays' Rebellion led to a call for a stronger central government.
- c. Explain the key features of the Constitution, including the Great Compromise, limited government, and the Three-Fifths Compromise.
- d. Evaluate the major arguments of the Anti-Federalists and Federalists during the debate on ratification of the Constitution, *The Federalist Papers*, and the roles of Alexander Hamilton and James Madison.
- e. Explain how objections to the ratification of the Constitution were addressed in the Bill of Rights.

SSUSH6 Analyze the challenges faced by the first five presidents and how they responded.

- a. Examine the presidency of Washington, including the precedents he set.
- b. Explain the presidency of John Adams including the Sedition Act and its influence on the election of 1800.
- c. Explore Jefferson's expansion of presidential power including the purchase and exploration of the Louisiana Territory.
- d. Explain James Madison's presidency in relation to the War of 1812 and the war's significance in the development of a national identity.
- e. Explain James Monroe's presidency in relation to the Monroe Doctrine.

Social Studies Georgia Standards of Excellence

SSUSH7 Investigate political, economic, and social developments during the Age of Jackson.

- a. Explain Jacksonian Democracy, including expanding suffrage, the Nullification Crisis and states' rights, and the Indian Removal Act.
- b. Explain how the North, South, and West were linked through industrial and economic expansion including Henry Clay and the American System.
- c. Explain the influence of the Second Great Awakening on social reform movements, including temperance, public education, and women's efforts to gain suffrage.
- d. Explain how the significance of slavery grew in American politics including slave rebellions and the rise of abolitionism.

SSUSH8 Explore the relationship between slavery, growing north-south divisions, and westward expansion that led to the outbreak of the Civil War.

- a. Explain the impact of the Missouri Compromise on the admission of states from the Louisiana Territory.
- b. Examine James K. Polk's presidency in the fulfillment of Manifest Destiny including the Texas annexation and Oregon.
- c. Analyze the impact of the Mexican War on growing sectionalism.
- d. Explain how the Compromise of 1850 arose out of territorial expansion and population growth.
- e. Evaluate the Kansas-Nebraska Act, the failure of popular sovereignty, *Scott v. Sanford*, John Brown's Raid on Harper's Ferry, and the election of 1860 as events leading to the Civil War.

SSUSH9 Evaluate key events, issues, and individuals related to the Civil War

- a. Explain the importance of the growing economic disparity between the North and the South through an examination of population, functioning railroads, and industrial output.
- b. Discuss Lincoln's purpose in using emergency powers to suspend habeas corpus, issuing the Emancipation Proclamation, and delivering the Gettysburg and Second Inaugural Addresses.
- c. Examine the influences of Ulysses S. Grant, Robert E. Lee, Thomas "Stonewall" Jackson, William T. Sherman, and Jefferson Davis.
- d. Explain the importance of Fort Sumter, Antietam, Vicksburg, Gettysburg, and Atlanta, as well as the impact of geography on these battles.

Social Studies Georgia Standards of Excellence

SSUSH10 Identify legal, political, and social dimensions of Reconstruction.

- a. Compare and contrast Presidential Reconstruction with Congressional Reconstruction, including the significance of Lincoln's assassination and Johnson's impeachment.
- b. Investigate the efforts of the Bureau of Refugees, Freedmen, and Abandoned Lands (the Freedmen's Bureau) to support poor whites, former slaves, and American Indians.
- c. Describe the significance of the Thirteenth, Fourteenth, and Fifteenth amendments.
- d. Explain the Black Codes, the Ku Klux Klan, and other forms of resistance to racial equality during Reconstruction.
- e. Analyze how the Presidential Election of 1876 marked the end of Reconstruction.

SSUSH11 Examine connections between the rise of big business, the growth of labor unions, and technological innovations.

- a. Explain the effects of railroads on other industries, including steel and oil.
- b. Examine the significance of John D. Rockefeller and Andrew Carnegie in the rise of trusts and monopolies.
- c. Examine the influence of key inventions on U.S. infrastructure, including but not limited to the telegraph, telephone, and electric light bulb.
- d. Describe Ellis and Angel Islands, the change in immigrants' origins and their influence on the economy, politics, and culture of the United States.
- e. Discuss the origins, growth, influence, and tactics of labor unions including the American Federation of Labor.

SSUSH12 Evaluate how westward expansion impacted the Plains Indians and fulfilled Manifest Destiny.

- a. Examine the construction of the transcontinental railroad including the use of immigrant labor.
- b. Evaluate how the growth of the western population and innovations in farming and ranching impacted Plains Indians.
- c. Explain the Plains Indians' resistance to western expansion of the United States and the consequences of their resistance.

SSUSH13 Evaluate efforts to reform American society and politics in the Progressive Era.

- a. Describe the influence of muckrakers on affecting change by bringing attention to social problems.
- b. Examine and explain the roles of women in reform movements.
- c. Connect the decision of *Plessy v. Ferguson* to the expansion of Jim Crow laws and the formation of the NAACP.
- d. Describe Progressive legislative actions including empowerment of the voter, labor laws, and the conservation movement.

Social Studies Georgia Standards of Excellence

SSUSH14 Explain America’s evolving relationship with the world at the turn of the twentieth century.

- a. Describe how the Spanish-American War, war in the Philippines, and territorial expansion led to the debate over American imperialism.
- b. Examine U.S. involvement in Latin America, as reflected by the Roosevelt Corollary to the Monroe Doctrine and the creation of the Panama Canal.

SSUSH15 Analyze the origins and impact of U.S. involvement in World War I.

- a. Describe the movement from U.S. neutrality to engagement in World War I, including unrestricted submarine warfare and the Zimmerman Telegram.
- b. Explain the domestic impact of World War I, including the origins of the Great Migration, the Espionage Act, and socialist Eugene Debs.
- c. Explain Wilson’s Fourteen Points and the debate over U.S. entry into the League of Nations.

SSUSH16 Investigate how political, economic, and cultural developments after WW I led to a shared national identity.

- a. Explain how fears of rising communism and socialism in the United States led to the Red Scare and immigrant restriction.
- b. Describe the effects of the Eighteenth and Nineteenth Amendments.
- c. Examine how mass production and advertising led to increasing consumerism, including Henry Ford and the automobile.
- d. Describe the impact of radio and movies as a unifying force in the national culture.
- e. Describe the emergence of modern forms of cultural expression including the origins of jazz and the Harlem Renaissance.

SSUSH17 Analyze the causes and consequences of the Great Depression.

- a. Describe the causes, including overproduction, underconsumption, and stock market speculation that led to the stock market crash of 1929 and the Great Depression.
- b. Explain factors (include over-farming and climate) that led to the Dust Bowl and the resulting movement and migration west.
- c. Explain the social and political impact of widespread unemployment that resulted in developments such as Hoovervilles.

Social Studies Georgia Standards of Excellence

SSUSH18 Evaluate Franklin D. Roosevelt’s New Deal as a response to the Great Depression and compare how governmental programs aided those in need.

- a. Describe Roosevelt’s attempts at relief, recovery, and reform reflected in various New Deal programs.
- b. Explain the passage of the Social Security Act as a part of the second New Deal.
- c. Analyze political challenges to Roosevelt’s leadership and New Deal programs.
- d. Examine how Eleanor Roosevelt changed the role of the First Lady including development of New Deal programs to aid those in need.

SSUSH19 Examine the origins, major developments, and the domestic impact of World War II, including the growth of the federal government.

- a. Investigate the origins of U.S. involvement in the war including Lend-lease and the Japanese attack on Pearl Harbor.
- b. Examine the Pacific Theater including the difficulties the U.S. faced in delivering weapons, food, and medical supplies to troops, the Battle of Midway, Manhattan Project and the dropping of the atomic bombs.
- c. Examine the European Theater including difficulties the U.S. faced in delivering weapons, food, and medical supplies to troops, D-Day, and the Fall of Berlin.
- d. Investigate the domestic impact of the war including war mobilization, as indicated by rationing, wartime conversion, and the role of women and African Americans or Blacks.
- e. Examine Roosevelt’s use of executive powers including the integration of defense industries and the internment of Japanese-Americans.

SSUSH20 Analyze U.S. international and domestic policies including their influences on technological advancements and social changes during the Truman and Eisenhower administrations.

- a. Analyze the international policies and actions developed as a response to the Cold War including containment, the Marshall Plan, the Truman Doctrine, and the Korean War.
- b. Connect major domestic issues to their social effects including the G.I. Bill, Truman’s integration policies, McCarthyism, the National Interstate and Defense Highways Act, and *Brown v. Board of Education*.
- c. Examine the influence of Sputnik on U.S. technological innovations and education.

Social Studies Georgia Standards of Excellence

SSUSH21 Analyze U.S. international and domestic policies including their influences on technological advancements and social changes during the Kennedy and Johnson administrations

- a. Analyze the international policies and actions taken as a response to the Cold War including U.S. involvement in Cuba and the escalation of the war in Vietnam as a result of the Gulf of Tonkin Resolution.
- b. Connect major domestic issues to their social effects including the passage of civil rights legislation and Johnson's Great Society, following the assassination of John F. Kennedy.
- c. Describe the impact of television on American culture including the presidential debates (Kennedy/Nixon, 1960), news coverage of the Civil Rights Movement, the moon landing, and the war in Vietnam.
- d. Investigate the growth, influence, and tactics of civil rights groups, Martin Luther King, Jr., the Letter from Birmingham Jail, the I Have a Dream Speech, and Cesar Chavez.
- e. Describe the social and political turmoil of 1968 including the reactions to assassinations of Martin Luther King, Jr., and Robert F. Kennedy, the Tet Offensive, and the presidential election.

SSUSH22 Analyze U.S. international and domestic policies including their influences on technological advancements and social changes during the Nixon, Ford, and Carter administrations.

- a. Analyze the international policies and actions taken as a response to the Cold War including the opening of and establishment of diplomatic relations with China, the end of U.S. involvement in Vietnam, the War Powers Act, the Camp David Accords, and Carter's response to the 1979 Iranian Revolution and hostage crisis.
- b. Connect major domestic issues to their social effects including the creation of the Environmental Protection Agency, the emergence of the National Organization for Women, Nixon's resignation due to the Watergate scandal, and his pardon by Ford.

SSUSH23 Assess the political, economic, and technological changes during the Reagan, George H.W. Bush, Clinton, George W. Bush, and Obama administrations.

- a. Analyze challenges faced by recent presidents including the collapse of the Soviet Union, Clinton's impeachment, the attacks of September 11, 2001, and the war against terrorism.
- b. Examine economic policies of recent presidents including Reaganomics.
- c. Examine the influence of technological changes on society including the personal computer, the Internet, and social media.
- d. Examine the historic nature of the presidential election of 2008.

Social Studies Georgia Standards of Excellence

Map and Globe Skills

GOAL: The student will use maps to retrieve social studies information.

I: indicates when a skill is introduced in the standards and elements as part of the content

D: indicates grade levels where the teacher must develop that skill using the appropriate content

M: indicates grade level by which student should achieve mastery, the ability to use the skill in all situations

A: indicates grade levels where students will continue to apply and improve mastered skills

Map and Globe Skills	K	1	2	3	4	5	6	7	8	9-12
1. use a compass rose to identify cardinal directions	I	M	A	A	A	A	A	A	A	A
2. use intermediate directions		I	M	A	A	A	A	A	A	A
3. use a letter/number grid system to determine location			I	M	A	A	A	A	A	A
4. compare and contrast the categories of natural, cultural, and political features found on maps			I	M	A	A	A	A	A	A
5. use graphic scales to determine distances on a map					I	M	A	A	A	A
6. use map key/legend to acquire information from historical, physical, political, resource, product, and economic maps			I	D	M	A	A	A	A	A
7. use a map to explain impact of geography on historical and current events		I	D	D	M	A	A	A	A	A
8. draw conclusions and make generalizations based on information from maps				I	M	A	A	A	A	A
9. use latitude and longitude to determine location				I	D	D	D	M	A	A
10. compare maps of the same place at different points in time and from different perspectives to determine changes, identify trends, and generalize about human activities					I	M	A	A	A	A
11. compare maps with data sets (charts, tables, graphs) and /or readings to draw conclusions and make generalizations					I	M	A	A	A	A
12. use geographic technology and software to determine changes, identify trends, and generalize about human activities										I

Social Studies Georgia Standards of Excellence

Information Processing Skills

GOAL: The student will be able to locate, analyze, and synthesize information related to social studies topics and apply this information to solve problems/make decisions.

I: indicates when a skill is introduced in the standards and elements as part of the content

D: indicates grade levels where the teacher must develop that skill using the appropriate content

M: indicates grade level by which student should achieve mastery, the ability to use the skill in all situations

A: indicates grade levels where students will continue to apply and improve mastered skills

Information Processing Skills	K	1	2	3	4	5	6	7	8	9-12
1. compare similarities and differences	I	D	M	A	A	A	A	A	A	A
2. organize items chronologically	I	D	D	M	A	A	A	A	A	A
3. identify issues and/or problems and alternative solutions	I	D	D	D	D	M	A	A	A	A
4. distinguish between fact and opinion		I	D	M	A	A	A	A	A	A
5. identify main idea, detail, sequence of events, and cause and effect in a social studies context		I	D	D	M	A	A	A	A	A
6. identify and use primary and secondary sources		I	D	D	M	A	A	A	A	A
7. interpret timelines, charts, and tables		I	D	D	M	A	A	A	A	A
8. identify social studies reference resources to use for a specific purpose			I	M	A	A	A	A	A	A
9. construct charts and tables			I	M	A	A	A	A	A	A
10. analyze artifacts			I	D	D	M	A	A	A	A
11. draw conclusions and make generalizations				I	M	A	A	A	A	A
12. analyze graphs and diagrams				I	D	M	A	A	A	A
13. translate dates into centuries, eras, or ages				I	D	M	A	A	A	A
14. formulate appropriate research questions					I	M	A	A	A	A
15. determine adequacy and/or relevancy of information					I	M	A	A	A	A
16. check for consistency of information					I	M	A	A	A	A
17. interpret political cartoons					I	D	D	D	M	A

Social Studies Georgia Standards of Excellence

Clarification for Literacy Standards in High School:

Grades 9-10 social studies courses incorporate the grades 9-10 Reading/Writing Standards for Literacy in History/Social Studies.

Grades 11-12 social studies courses incorporate the grades 11-12 Reading/Writing Standards for Literacy in History/Social Studies.

READING STANDARDS FOR LITERACY IN HISTORY/SOCIAL STUDIES (RHSS) GRADE 9-10
➤ Key Ideas and Details
L9-10RHSS1: Cite specific textual evidence to support analysis of primary and secondary sources, attending to such features as the date and origin of the information.
L9-10RHSS2: Determine the central ideas or information of a primary or secondary source; provide an accurate summary of how key events or ideas develop over the course of the text.
L9-10RHSS3: Analyze in detail a series of events described in a text; determine whether earlier events caused later ones or simply preceded them.
➤ Craft and Structure
L9-10RHSS4: Determine the meaning of words and phrases as they are used in a text, including vocabulary describing political, social, or economic aspects of history/social science.
L9-10RHSS5: Analyze how a text uses structure to emphasize key points or advance an explanation or analysis
L9-10RHSS6: Compare the point of view of two or more authors for how they treat the same or similar topics, including which details they include and emphasize in their respective accounts.
➤ Integration of Knowledge and Ideas
L9-10RHSS7: Integrate quantitative or technical analysis (e.g., charts, research data) with qualitative analysis in print or digital text.
L9-10RHSS8: Assess the extent to which the reasoning and evidence in a text support the author's claims.
L9-10RHSS9: Compare and contrast treatments of the same topic in several primary and secondary sources.
➤ Range of Reading and Level of Text Complexity
L9-10RHSS10: By the end of grade 10, read and comprehend history/social studies texts in the grades 9–10 text complexity band independently and proficiently.

*This document continues on the next page with writing standards

Social Studies Georgia Standards of Excellence

WRITING STANDARDS FOR LITERACY IN HISTORY/SOCIAL STUDIES, SCIENCE, AND TECHNICAL SUBJECTS GRADES 9-10 (WHST)
➤ Text Types and Purposes
L9-10WHST1: Write arguments focused on <i>discipline-specific content</i> .
a. Introduce precise claim(s), distinguish the claim(s) from alternate or opposing claims, and create an organization that establishes clear relationships among the claim(s), counterclaims, reasons, and evidence.
b. Develop claim(s) and counterclaims fairly, supplying data and evidence for each while pointing out the strengths and limitations of both claim(s) and counterclaims in a discipline-appropriate form and in a manner that anticipates the audience’s knowledge level and concerns.
c. Use words, phrases, and clauses to link the major sections of the text, create cohesion, and clarify the relationships between claim(s) and reasons, between reasons and evidence, and between claim(s) and counterclaims.
d. Establish and maintain a formal style and objective tone while attending to the norms and conventions of the discipline in which they are writing.
e. Provide a concluding statement or section that follows from or supports the argument presented.
L9-10WHST2: Write informative/explanatory texts, including the narration of historical events, scientific procedures/ experiments, or technical processes.
a. Introduce a topic and organize ideas, concepts, and information to make important connections and distinctions; include formatting (e.g., headings), graphics (e.g., figures, tables), and multimedia when useful to aiding comprehension.
b. Develop the topic with well-chosen, relevant, and sufficient facts, extended definitions, concrete details, quotations, or other information and examples appropriate to the audience’s knowledge of the topic.
c. Use varied transitions and sentence structures to link the major sections of the text, create cohesion, and clarify the relationships among ideas and concepts.
d. Use precise language and domain-specific vocabulary to manage the complexity of the topic and convey a style appropriate to the discipline and context as well as to the expertise of likely readers.
e. Establish and maintain a formal style and objective tone while attending to the norms and conventions of the discipline in which they are writing.
f. Provide a concluding statement or section that follows from and supports the information or explanation presented (e.g., articulating implications or the significance of the topic).
L9-10WHST3: (See note; not applicable as a separate requirement)
➤ Production and Distribution of Writing
L9-10WHST4: Produce clear and coherent writing in which the development, organization, and style are appropriate to task, purpose, and audience.
L9-10WHST5: Develop and strengthen writing as needed by planning, revising, editing, rewriting, or trying a new approach, focusing on addressing what is most significant for a specific purpose and audience.
L9-10WHST6: Use technology, including the Internet, to produce, publish, and update individual or shared writing products, taking advantage of technology’s capacity to link to other information and to display information flexibly and dynamically.
➤ Research to Build and Present Knowledge
L9-10WHST7: Conduct short as well as more sustained research projects to answer a question (including a self-generated question) or solve a problem; narrow or broaden the inquiry when appropriate; synthesize multiple sources on the subject, demonstrating understanding of the subject under investigation.
L9-10WHST8: Gather relevant information from multiple authoritative print and digital sources, using advanced searches effectively; assess the usefulness of each source in answering the research question; integrate information into the text selectively to maintain the flow of ideas, avoiding plagiarism and following a standard format for citation.
L9-10WHST9: Draw evidence from informational texts to support analysis, reflection, and research.
➤ Range of Writing
L9-10WHST10: Write routinely over extended time frames (time for reflection and revision) and shorter time frames (a single sitting or a day or two) for a range of discipline-specific tasks, purposes, and audiences.

Social Studies Georgia Standards of Excellence

READING STANDARDS FOR LITERACY IN HISTORY/SOCIAL STUDIES (RHSS) GRADE 11-12
➤ Key Ideas and Details
L11-12RHSS1: Cite specific textual evidence to support analysis of primary and secondary sources, connecting insights gained from specific details to an understanding of the text as a whole.
L11-12RHSS2: Determine the central ideas or information of a primary or secondary source; provide an accurate summary that makes clear the relationships among the key details and ideas.
L11-12RHSS3: Evaluate various explanations for actions or events and determine which explanation best accords with textual evidence, acknowledging where the text leaves matters uncertain.
➤ Craft and Structure
L11-12RHSS4: Determine the meaning of words and phrases as they are used in a text, including analyzing how an author uses and refines the meaning of a key term over the course of a text (e.g., how Madison defines <i>faction</i> in <i>Federalist</i> No. 10).
L11-12RHSS5: Analyze in detail how a complex primary source is structured, including how key sentences, paragraphs, and larger portions of the text contribute to the whole.
L11-12RHSS6: Evaluate authors' differing points of view on the same historical event or issue by assessing the authors' claims, reasoning, and evidence.
➤ Integration of Knowledge and Ideas
L11-12RHSS7: Integrate and evaluate multiple sources of information presented in diverse formats and media (e.g., visually, quantitatively, as well as in words) in order to address a question or solve a problem.
L11-12RHSS8: Evaluate an author's premises, claims, and evidence by corroborating or challenging them with other information.
L11-12RHSS9: Integrate information from diverse sources, both primary and secondary, into a coherent understanding of an idea or event, noting discrepancies among sources.
➤ Range of Reading and Level of Text Complexity
L11-12RHSS10: By the end of grade 12, read and comprehend history/social studies texts in the grades 11–12 text complexity band independently and proficiently.

*This document continues on the next page with writing standards

Social Studies Georgia Standards of Excellence

WRITING STANDARDS FOR LITERACY IN HISTORY/SOCIAL STUDIES, SCIENCE, AND TECHNICAL SUBJECTS GRADES 11-12 (WHST)
➤ Text Types and Purposes
L11-12WHST1: Write arguments focused on <i>discipline-specific content</i> .
a. Introduce precise, knowledgeable claim(s), establish the significance of the claim(s), distinguish the claim(s) from alternate or opposing claims, and create an organization that logically sequences the claim(s), counterclaims, reasons, and evidence.
b. Develop claim(s) and counterclaims fairly and thoroughly, supplying the most relevant data and evidence for each while pointing out the strengths and limitations of both claim(s) and counterclaims in a discipline-appropriate form that anticipates the audience’s knowledge level, concerns, values, and possible biases.
c. Use words, phrases, and clauses as well as varied syntax to link the major sections of the text, create cohesion, and clarify the relationships between claim(s) and reasons, between reasons and evidence, and between claim(s) and counterclaims.
d. Establish and maintain a formal style and objective tone while attending to the norms and conventions of the discipline in which they are writing.
e. Provide a concluding statement or section that follows from or supports the argument presented.
L11-12WHST2: Write informative/explanatory texts, including the narration of historical events, scientific procedures/experiments, or technical processes.
a. Introduce a topic and organize complex ideas, concepts, and information so that each new element builds on that which precedes it to create a unified whole; include formatting (e.g., headings), graphics (e.g., figures, tables), and multimedia when useful to aiding comprehension.
b. Develop the topic thoroughly by selecting the most significant and relevant facts, extended definitions, concrete details, quotations, or other information and examples appropriate to the audience’s knowledge of the topic.
c. Use varied transitions and sentence structures to link the major sections of the text, create cohesion, and clarify the relationships among complex ideas and concepts.
d. Use precise language, domain-specific vocabulary and techniques such as metaphor, simile, and analogy to manage the complexity of the topic; convey a knowledgeable stance in a style that responds to the discipline and context as well as to the expertise of likely readers.
e. Provide a concluding statement or section that follows from and supports the information or explanation provided (e.g., articulating implications or the significance of the topic).
L11-12WHST3: (See note; not applicable as a separate requirement)
➤ Production and Distribution of Writing
L11-12WHST4: Produce clear and coherent writing in which the development, organization, and style are appropriate to task, purpose, and audience.
L11-12WHST5: Develop and strengthen writing as needed by planning, revising, editing, rewriting, or trying a new approach, focusing on addressing what is most significant for a specific purpose and audience.
L11-12WHST6: Use technology, including the Internet, to produce, publish, and update individual or shared writing products in response to ongoing feedback, including new arguments or information.
➤ Research to Build and Present Knowledge
L11-12WHST7: Conduct short as well as more sustained research projects to answer a question (including a self-generated question) or solve a problem; narrow or broaden the inquiry when appropriate; synthesize multiple sources on the subject, demonstrating understanding of the subject under investigation.
L11-12WHST8: Gather relevant information from multiple authoritative print and digital sources, using advanced searches effectively; assess the strengths and limitations of each source in terms of the specific task, purpose, and audience; integrate information into the text selectively to maintain the flow of ideas, avoiding plagiarism and overreliance on any one source and following a standard format for citation.
L11-12WHST9: Draw evidence from informational texts to support analysis, reflection, and research.
➤ Range of Writing
L11-12WHST10: Write routinely over extended time frames (time for reflection and revision) and shorter time frames (a single sitting or a day or two) for a range of discipline-specific tasks, purposes, and audiences.

World Geography

The world geography course provides students with an analytical view of how geographic factors have and continue to influence human behavior on the earth. Students will examine how the physical and cultural geographic factors contribute to varying levels of cooperation within the major world regions. Additionally, students will examine the importance that political, environmental, and economic factors have in a region's development.

Physical Geography

SSWG1 Explain why physical characteristics of place such as landforms, bodies of water, climate, and natural resources act as contributing factors to world settlement patterns.

- a. Identify and describe climates and locations of major physical features of North America. Explain how these physical characteristics impact settlement patterns including, but not limited to, the Mississippi River System, the Appalachian and Rocky Mountains, and the Canadian Shield.
- b. Identify and describe climates and locations of major physical features of Central and South America. Explain how these physical characteristics impact settlement patterns including, but not limited to, the Andes Mountains, Amazon Basin, Atacama Desert, and the Pampas.
- c. Identify and describe climates and locations of major physical features of Europe. Explain how these physical characteristics impact settlement patterns including, but not limited to, the Alps, Pyrenees, and Ural Mountains, and the Rhine, Danube, and Seine Rivers.
- d. Identify and describe climates and locations of major physical features of Africa. Explain how these physical characteristics impact settlement patterns including, but not limited to, the Nile River Valley, the Sahara, the Kalahari Desert, the Sahel, and the Congo River Basin.
- e. Identify and describe climates and locations of major physical features of Central and Southwest Asia. Explain how these physical characteristics impact settlement patterns including, but not limited to, the Zagros Mountains, Tigris and Euphrates Rivers, Persian Gulf and the Caspian Sea.
- f. Identify and describe climates and locations of major physical features of South Asia, Southeastern Asia, and Eastern Asia. Explain how these physical characteristics impact settlement patterns including, but not limited to, the Himalayan Mountains and Tibetan Plateau, Gobi Desert, Ganges, Indus, Huang He, and Yangtze Rivers.
- g. Identify and describe climates and locations of major physical features of Oceania, including Australia, New Zealand, and Antarctica. Explain how these physical characteristics impact settlement patterns including, but not limited to, the Great Dividing Range and Great Victoria Desert.
- h. Describe the spatial distribution of natural resources, including, but not limited to, fuel and energy, agricultural, and mineral sources. Predict how distribution of natural resources continues to impact global settlement patterns.

Social Studies Georgia Standards of Excellence

Cultural Geography

SSWG2 Evaluate how the physical and human characteristics of places and regions are connected to human identities and cultures.

- a. Examine how ethnic compositions of various groups has led to diversified cultural landscapes, including, but not limited to, architecture, traditions, food, art, and music.
- b. Examine how language can be central to identity and a unifying or a divisive force (e.g., Bantu, French-Canadians (Quebecois), and Basques).
- c. Examine the effects of universalizing and ethnic religions on local populations, including, but not limited to, Christianity, Judaism, Islam, Hinduism and Buddhism.
- d. Examine the impact of cultural beliefs on gender roles and perceptions of race and ethnicity as they vary from one region to another (e.g., the caste system, apartheid, and legal rights for women).
- e. Explain the processes of culture diffusion and convergence through the effects of various media norms, transnational corporations, and technological advancements in transportation infrastructure (e.g., Coca-Cola and American fast food restaurants, social media networks, and universalized clothing choices).

Political Geography

SSWG3 Evaluate how cooperation and conflict among people influence the division and control of the earth's surface.

- a. Explain why political boundaries are created and why they change (e.g., nation, state vs. nation-state; political vs. ethnic sovereignty; the unrecognized states of Palestine, Kosovo, and Taiwan).
- b. Explain how geography (size, shape, and relative location) can be an advantage or disadvantage to participation in global exchange (e.g., Chile, Indonesia, Russia, Canada, South Africa/Lesotho, Turkey, and Switzerland).
- c. Explain the causes of external and internal conflicts among cultural groups, including but not limited to ongoing border disputes and separatist movements (e.g., partition of India, post-colonial Africa, and independence movements of the Scots, Kurds, and Basques).
- d. Explain how political, economic, and social networks and organizations of global power influence places, countries, and regions (e.g., United Nations, NAFTA, African Union, the European Union, the Association of Southeast Asian Nations, 1961 Antarctica Treaty, Non-Governmental Organizations, and social media).

Social Studies Georgia Standards of Excellence

Population Geography

SSWG4 Assess the characteristics, spatial distribution, and migration of human populations on the earth's surface.

- a. Assess demographic patterns of population using graphs, maps, and other models (e.g., Demographic Transition Model, population density maps, and global migration patterns).
- b. Analyze population issues in reference to pro and anti-natal policies of different countries and their effects on population characteristics (e.g., China's natalist policy, maternity/paternity leave policies, and child subsidies).
- c. Explain how push and pull factors contribute to human migration patterns and evaluate the impact of migration on the use of resources and provision of services (e.g., guest workers, refugees, and evacuees).
- d. Compare the response of different groups and governments to migration, including national migration policies and differing responses by local communities (e.g., quotas, amnesty, resettlement programs, and official language laws).

Environmental Geography

SSWG5 Analyze human interactions with the world's environments.

- a. Describe how and why agricultural techniques and technology have changed over time (e.g., irrigation, crop rotation, green revolution, and GMO's).
- b. Analyze the impact of water insecurity around the world (e.g., drought, desertification, water rights, and depletion of the Aral Sea).
- c. Analyze the economic, political and environmental impacts associated with industrialization and natural resource management around the world (e.g., fracking, strip mining, building of dams and reservoirs, deforestation, sustainable development, and renewable vs. non renewable resources).
- d. Analyze international and varied local governmental responses to natural disasters in countries around the world (e.g., hurricanes, earthquakes, and tsunamis).
- e. Evaluate how global trade systems impact environmental sustainability in both importing and exporting countries (e.g., plantation farming in Africa and Central/South America, overfishing of global waterways, and international lumber trade).

Social Studies Georgia Standards of Excellence

Economic Geography

SSWG6 Examine the spatial distribution of major economic systems and analyze the role geography plays in economic development.

- a. Compare the levels of economic development of countries in terms of Gross Domestic Product (GDP) per capita and key demographic and social indicators (e.g., literacy rate, life expectancy, gender, access to healthcare, and UN Sustainable Development Goals for 2030).
- b. Explain the relationship between levels of development and economic activity in terms of primary, secondary, and tertiary activities (e.g., resource extraction, manufacturing, and services).
- c. Describe the factors that influence the location and spatial distribution of economic activities, including the factors of site and situation (e.g., river systems, transportation hubs, research triangles, deep seaports).
- d. Describe and explain causes and consequences of the worldwide trend towards urbanization in terms of development (e.g., changing employment patterns, urban sprawl, squatter settlements, and gentrification).
- e. Analyze the impact of trade across international borders and its impact on government relationships among countries (e.g., legal trade: NAFTA, EU, and OPEC; illegal trade: human trafficking, drug trade, and counterfeiting/black market goods).

Social Studies Georgia Standards of Excellence

Map and Globe Skills

GOAL: The student will use maps to retrieve social studies information.

I: indicates when a skill is introduced in the standards and elements as part of the content

D: indicates grade levels where the teacher must develop that skill using the appropriate content

M: indicates grade level by which student should achieve mastery, the ability to use the skill in all situations

A: indicates grade levels where students will continue to apply and improve mastered skills

Map and Globe Skills	K	1	2	3	4	5	6	7	8	9-12
1. use a compass rose to identify cardinal directions	I	M	A	A	A	A	A	A	A	A
2. use intermediate directions		I	M	A	A	A	A	A	A	A
3. use a letter/number grid system to determine location			I	M	A	A	A	A	A	A
4. compare and contrast the categories of natural, cultural, and political features found on maps			I	M	A	A	A	A	A	A
5. use graphic scales to determine distances on a map					I	M	A	A	A	A
6. use map key/legend to acquire information from historical, physical, political, resource, product, and economic maps			I	D	M	A	A	A	A	A
7. use a map to explain impact of geography on historical and current events		I	D	D	M	A	A	A	A	A
8. draw conclusions and make generalizations based on information from maps				I	M	A	A	A	A	A
9. use latitude and longitude to determine location				I	D	D	D	M	A	A
10. compare maps of the same place at different points in time and from different perspectives to determine changes, identify trends, and generalize about human activities					I	M	A	A	A	A
11. compare maps with data sets (charts, tables, graphs) and /or readings to draw conclusions and make generalizations					I	M	A	A	A	A
12. use geographic technology and software to determine changes, identify trends, and generalize about human activities										I

Social Studies Georgia Standards of Excellence

Information Processing Skills

GOAL: The student will be able to locate, analyze, and synthesize information related to social studies topics and apply this information to solve problems/make decisions.

I: indicates when a skill is introduced in the standards and elements as part of the content

D: indicates grade levels where the teacher must develop that skill using the appropriate content

M: indicates grade level by which student should achieve mastery, the ability to use the skill in all situations

A: indicates grade levels where students will continue to apply and improve mastered skills

Information Processing Skills	K	1	2	3	4	5	6	7	8	9-12
1. compare similarities and differences	I	D	M	A	A	A	A	A	A	A
2. organize items chronologically	I	D	D	M	A	A	A	A	A	A
3. identify issues and/or problems and alternative solutions	I	D	D	D	D	M	A	A	A	A
4. distinguish between fact and opinion		I	D	M	A	A	A	A	A	A
5. identify main idea, detail, sequence of events, and cause and effect in a social studies context		I	D	D	M	A	A	A	A	A
6. identify and use primary and secondary sources		I	D	D	M	A	A	A	A	A
7. interpret timelines, charts, and tables		I	D	D	M	A	A	A	A	A
8. identify social studies reference resources to use for a specific purpose			I	M	A	A	A	A	A	A
9. construct charts and tables			I	M	A	A	A	A	A	A
10. analyze artifacts			I	D	D	M	A	A	A	A
11. draw conclusions and make generalizations				I	M	A	A	A	A	A
12. analyze graphs and diagrams				I	D	M	A	A	A	A
13. translate dates into centuries, eras, or ages				I	D	M	A	A	A	A
14. formulate appropriate research questions					I	M	A	A	A	A
15. determine adequacy and/or relevancy of information					I	M	A	A	A	A
16. check for consistency of information					I	M	A	A	A	A
17. interpret political cartoons					I	D	D	D	M	A

Social Studies Georgia Standards of Excellence

Clarification for Literacy Standards in High School:

Grades 9-10 social studies courses incorporate the grades 9-10 Reading/Writing Standards for Literacy in History/Social Studies.

Grades 11-12 social studies courses incorporate the grades 11-12 Reading/Writing Standards for Literacy in History/Social Studies.

READING STANDARDS FOR LITERACY IN HISTORY/SOCIAL STUDIES (RHSS) GRADE 9-10
➤ Key Ideas and Details
L9-10RHSS1: Cite specific textual evidence to support analysis of primary and secondary sources, attending to such features as the date and origin of the information.
L9-10RHSS2: Determine the central ideas or information of a primary or secondary source; provide an accurate summary of how key events or ideas develop over the course of the text.
L9-10RHSS3: Analyze in detail a series of events described in a text; determine whether earlier events caused later ones or simply preceded them.
➤ Craft and Structure
L9-10RHSS4: Determine the meaning of words and phrases as they are used in a text, including vocabulary describing political, social, or economic aspects of history/social science.
L9-10RHSS5: Analyze how a text uses structure to emphasize key points or advance an explanation or analysis
L9-10RHSS6: Compare the point of view of two or more authors for how they treat the same or similar topics, including which details they include and emphasize in their respective accounts.
➤ Integration of Knowledge and Ideas
L9-10RHSS7: Integrate quantitative or technical analysis (e.g., charts, research data) with qualitative analysis in print or digital text.
L9-10RHSS8: Assess the extent to which the reasoning and evidence in a text support the author's claims.
L9-10RHSS9: Compare and contrast treatments of the same topic in several primary and secondary sources.
➤ Range of Reading and Level of Text Complexity
L9-10RHSS10: By the end of grade 10, read and comprehend history/social studies texts in the grades 9–10 text complexity band independently and proficiently.

*This document continues on the next page with writing standards

Social Studies Georgia Standards of Excellence

WRITING STANDARDS FOR LITERACY IN HISTORY/SOCIAL STUDIES, SCIENCE, AND TECHNICAL SUBJECTS GRADES 9-10 (WHST)
➤ Text Types and Purposes
L9-10WHST1: Write arguments focused on <i>discipline-specific content</i> .
a. Introduce precise claim(s), distinguish the claim(s) from alternate or opposing claims, and create an organization that establishes clear relationships among the claim(s), counterclaims, reasons, and evidence.
b. Develop claim(s) and counterclaims fairly, supplying data and evidence for each while pointing out the strengths and limitations of both claim(s) and counterclaims in a discipline-appropriate form and in a manner that anticipates the audience’s knowledge level and concerns.
c. Use words, phrases, and clauses to link the major sections of the text, create cohesion, and clarify the relationships between claim(s) and reasons, between reasons and evidence, and between claim(s) and counterclaims.
d. Establish and maintain a formal style and objective tone while attending to the norms and conventions of the discipline in which they are writing.
e. Provide a concluding statement or section that follows from or supports the argument presented.
L9-10WHST2: Write informative/explanatory texts, including the narration of historical events, scientific procedures/ experiments, or technical processes.
a. Introduce a topic and organize ideas, concepts, and information to make important connections and distinctions; include formatting (e.g., headings), graphics (e.g., figures, tables), and multimedia when useful to aiding comprehension.
b. Develop the topic with well-chosen, relevant, and sufficient facts, extended definitions, concrete details, quotations, or other information and examples appropriate to the audience’s knowledge of the topic.
c. Use varied transitions and sentence structures to link the major sections of the text, create cohesion, and clarify the relationships among ideas and concepts.
d. Use precise language and domain-specific vocabulary to manage the complexity of the topic and convey a style appropriate to the discipline and context as well as to the expertise of likely readers.
e. Establish and maintain a formal style and objective tone while attending to the norms and conventions of the discipline in which they are writing.
f. Provide a concluding statement or section that follows from and supports the information or explanation presented (e.g., articulating implications or the significance of the topic).
L9-10WHST3: (See note; not applicable as a separate requirement)
➤ Production and Distribution of Writing
L9-10WHST4: Produce clear and coherent writing in which the development, organization, and style are appropriate to task, purpose, and audience.
L9-10WHST5: Develop and strengthen writing as needed by planning, revising, editing, rewriting, or trying a new approach, focusing on addressing what is most significant for a specific purpose and audience.
L9-10WHST6: Use technology, including the Internet, to produce, publish, and update individual or shared writing products, taking advantage of technology’s capacity to link to other information and to display information flexibly and dynamically.
➤ Research to Build and Present Knowledge
L9-10WHST7: Conduct short as well as more sustained research projects to answer a question (including a self-generated question) or solve a problem; narrow or broaden the inquiry when appropriate; synthesize multiple sources on the subject, demonstrating understanding of the subject under investigation.
L9-10WHST8: Gather relevant information from multiple authoritative print and digital sources, using advanced searches effectively; assess the usefulness of each source in answering the research question; integrate information into the text selectively to maintain the flow of ideas, avoiding plagiarism and following a standard format for citation.
L9-10WHST9: Draw evidence from informational texts to support analysis, reflection, and research.
➤ Range of Writing
L9-10WHST10: Write routinely over extended time frames (time for reflection and revision) and shorter time frames (a single sitting or a day or two) for a range of discipline-specific tasks, purposes, and audiences.

Social Studies Georgia Standards of Excellence

READING STANDARDS FOR LITERACY IN HISTORY/SOCIAL STUDIES (RHSS) GRADE 11-12
➤ Key Ideas and Details
L11-12RHSS1: Cite specific textual evidence to support analysis of primary and secondary sources, connecting insights gained from specific details to an understanding of the text as a whole.
L11-12RHSS2: Determine the central ideas or information of a primary or secondary source; provide an accurate summary that makes clear the relationships among the key details and ideas.
L11-12RHSS3: Evaluate various explanations for actions or events and determine which explanation best accords with textual evidence, acknowledging where the text leaves matters uncertain.
➤ Craft and Structure
L11-12RHSS4: Determine the meaning of words and phrases as they are used in a text, including analyzing how an author uses and refines the meaning of a key term over the course of a text (e.g., how Madison defines <i>faction</i> in <i>Federalist</i> No. 10).
L11-12RHSS5: Analyze in detail how a complex primary source is structured, including how key sentences, paragraphs, and larger portions of the text contribute to the whole.
L11-12RHSS6: Evaluate authors' differing points of view on the same historical event or issue by assessing the authors' claims, reasoning, and evidence.
➤ Integration of Knowledge and Ideas
L11-12RHSS7: Integrate and evaluate multiple sources of information presented in diverse formats and media (e.g., visually, quantitatively, as well as in words) in order to address a question or solve a problem.
L11-12RHSS8: Evaluate an author's premises, claims, and evidence by corroborating or challenging them with other information.
L11-12RHSS9: Integrate information from diverse sources, both primary and secondary, into a coherent understanding of an idea or event, noting discrepancies among sources.
➤ Range of Reading and Level of Text Complexity
L11-12RHSS10: By the end of grade 12, read and comprehend history/social studies texts in the grades 11–12 text complexity band independently and proficiently.

*This document continues on the next page with writing standards

Social Studies Georgia Standards of Excellence

WRITING STANDARDS FOR LITERACY IN HISTORY/SOCIAL STUDIES, SCIENCE, AND TECHNICAL SUBJECTS GRADES 11-12 (WHST)
➤ Text Types and Purposes
L11-12WHST1: Write arguments focused on <i>discipline-specific content</i> .
a. Introduce precise, knowledgeable claim(s), establish the significance of the claim(s), distinguish the claim(s) from alternate or opposing claims, and create an organization that logically sequences the claim(s), counterclaims, reasons, and evidence.
b. Develop claim(s) and counterclaims fairly and thoroughly, supplying the most relevant data and evidence for each while pointing out the strengths and limitations of both claim(s) and counterclaims in a discipline-appropriate form that anticipates the audience’s knowledge level, concerns, values, and possible biases.
c. Use words, phrases, and clauses as well as varied syntax to link the major sections of the text, create cohesion, and clarify the relationships between claim(s) and reasons, between reasons and evidence, and between claim(s) and counterclaims.
d. Establish and maintain a formal style and objective tone while attending to the norms and conventions of the discipline in which they are writing.
e. Provide a concluding statement or section that follows from or supports the argument presented.
L11-12WHST2: Write informative/explanatory texts, including the narration of historical events, scientific procedures/experiments, or technical processes.
a. Introduce a topic and organize complex ideas, concepts, and information so that each new element builds on that which precedes it to create a unified whole; include formatting (e.g., headings), graphics (e.g., figures, tables), and multimedia when useful to aiding comprehension.
b. Develop the topic thoroughly by selecting the most significant and relevant facts, extended definitions, concrete details, quotations, or other information and examples appropriate to the audience’s knowledge of the topic.
c. Use varied transitions and sentence structures to link the major sections of the text, create cohesion, and clarify the relationships among complex ideas and concepts.
d. Use precise language, domain-specific vocabulary and techniques such as metaphor, simile, and analogy to manage the complexity of the topic; convey a knowledgeable stance in a style that responds to the discipline and context as well as to the expertise of likely readers.
e. Provide a concluding statement or section that follows from and supports the information or explanation provided (e.g., articulating implications or the significance of the topic).
L11-12WHST3: (See note; not applicable as a separate requirement)
➤ Production and Distribution of Writing
L11-12WHST4: Produce clear and coherent writing in which the development, organization, and style are appropriate to task, purpose, and audience.
L11-12WHST5: Develop and strengthen writing as needed by planning, revising, editing, rewriting, or trying a new approach, focusing on addressing what is most significant for a specific purpose and audience.
L11-12WHST6: Use technology, including the Internet, to produce, publish, and update individual or shared writing products in response to ongoing feedback, including new arguments or information.
➤ Research to Build and Present Knowledge
L11-12WHST7: Conduct short as well as more sustained research projects to answer a question (including a self-generated question) or solve a problem; narrow or broaden the inquiry when appropriate; synthesize multiple sources on the subject, demonstrating understanding of the subject under investigation.
L11-12WHST8: Gather relevant information from multiple authoritative print and digital sources, using advanced searches effectively; assess the strengths and limitations of each source in terms of the specific task, purpose, and audience; integrate information into the text selectively to maintain the flow of ideas, avoiding plagiarism and overreliance on any one source and following a standard format for citation.
L11-12WHST9: Draw evidence from informational texts to support analysis, reflection, and research.
➤ Range of Writing
L11-12WHST10: Write routinely over extended time frames (time for reflection and revision) and shorter time frames (a single sitting or a day or two) for a range of discipline-specific tasks, purposes, and audiences.

World History

The high school world history course provides students with a comprehensive, intensive study of major events and themes in world history. Students begin with a study of the earliest civilizations worldwide and continue to examine major developments and themes in all regions of the world. The course culminates in a study of change and continuity and globalization at the beginning of the 21st century.

SSWH1 Analyze the origins, structures, and interactions of societies in the ancient world from 3500 BCE/BC to 500 BCE/BC.

- a. Compare and contrast Mesopotamian and Egyptian societies, include: religion, culture, economics, politics, and technology.
- b. Describe the societies of India and China, include: religion, culture, economics, politics, and technology.
- c. Explain the development of monotheism, include: the concepts developed by the ancient Hebrews.
- d. Identify the Bantu migration patterns and contribution to settled agriculture.
- e. Explain the rise of the Olmecs.

SSWH2 Identify the major achievements of Chinese and Indian societies to 500 CE/AD.

- a. Describe the development of Indian civilization, include: the rise and fall of the Maurya and Gupta Empires.
- b. Describe the development of Chinese civilization under Zhou, Qin, and Han.
- c. Explain the development and impact of Hinduism and Buddhism on India, and Confucianism on China.
- d. Explain how geography contributed to the movement of people and ideas, include: Silk Roads and Indian Ocean Trade.

SSWH3 Examine the political, philosophical, and cultural interaction of Classical Mediterranean societies from 700 BCE/BC to 400 CE/AD.

- a. Compare the origins and structure of the Greek polis, the Roman Republic, and the Roman Empire.
- b. Identify the ideas and impact of important individuals, include: Socrates, Plato, Aristotle, Alexander the Great, Julius Caesar, and Augustus Caesar.
- c. Analyze the impact of Greek and Roman culture, politics, and technology.
- d. Describe polytheism in the Greek and Roman world.
- e. Explain the origins and diffusion of Christianity in the Roman world.
- f. Analyze the factors that led to the collapse of the Western Roman Empire.

Social Studies Georgia Standards of Excellence

SSWH4 Analyze impact of the Byzantine and Mongol empires.

- a. Describe the relationship between the Roman and Byzantine Empires, include: the importance of Justinian and Empress Theodora.
- b. Analyze the impact Byzantium had on Kiev, Moscow, and the Russian Empire.
- c. Explain the Great Schism (East-West Schism) of 1054 CE/AD.
- d. Explain the decline of Byzantium and the impact of the fall of Constantinople in 1453 CE/AD.
- e. Describe the impact of the Mongols on Russia, China, and the Middle East, include: the role of Chinggis (Genghis) Khan in developing the Mongol Empire.

SSWH5 Examine the political, economic, and cultural interactions within the Medieval Mediterranean World between 600 CE/AD and 1300 CE/AD.

- a. Analyze the origins of Islam and the growth of the Islamic Empire.
- b. Understand the reasons for the split between Sunni and Shi'a Muslims.
- c. Assess the economic impact of Muslim trade routes to India, China, Europe and Africa.
- d. Identify the contributions of Islamic scholars in science, math, and geography
- e. Analyze the relationship between Judaism, Christianity, and Islam.

SSWH6 Describe the diverse characteristics of early African societies before 1500 CE/AD.

- a. Describe the development and decline of the Sudanic kingdoms (Ghana, Mali, Songhai); include the roles of Sundiata, and the pilgrimage of Mansa Musa to Mecca.
- b. Describe the trading networks and distribution of resources by examining trans-Saharan trade in gold, salt, and slaves; include the Swahili trading cities.
- c. Understand the blending of traditional African beliefs with new ideas from Islam and Christianity and their impact on early African societies.

SSWH7 Analyze European medieval society with regard to culture, politics, society, and economics.

- a. Explain the manorial system and feudal relationships, include: the status of peasants and feudal monarchies and the importance of Charlemagne.
- b. Explain the political impact of Christianity and the role of the church in medieval society.
- c. Describe how increasing trade led to the growth of towns and cities, include: the impact of the Bubonic Plague.
- d. Describe the causes and impact of the Crusades on the Islamic World and Europe.

SSWH8 Describe the diverse characteristics of societies in Central and South America.

- a. Explain the rise and fall of the Mayan, Aztec, and Inca Empires.
- b. Compare and contrast the Mayan, Aztec, and Incan societies, include: religion, culture, economics, politics, and technology.

Social Studies Georgia Standards of Excellence

SSWH9 Analyze change and continuity in the Renaissance and Reformation.

- a. Explain the social, economic, and political changes that contributed to the rise of Florence.
- b. Identify artistic and scientific achievements of the Renaissance.
- c. Explain the main characteristics of humanism.
- d. Explain the importance of Gutenberg and the invention of the printing press.
- e. Analyze the impact of the Protestant Reformation, include: the ideas of Martin Luther and John Calvin.
- f. Describe the English Reformation, include: the role of Henry VIII and Elizabeth I.
- g. Describe the Counter Reformation at the Council of Trent and the role of the Jesuits.

SSWH10 Analyze the causes and effects of exploration and expansion into the Americas, Africa, and Asia.

- a. Explain the roles of explorers and conquistadors.
- b. Analyze the global, economic, and cultural impact of the Columbian Exchange.
- c. Explain the role of improved technology in exploration.
- d. Examine the effects of the Transatlantic Slave Trade on Africa and on the colonies in the Americas.

SSWH11 Examine political and social changes in Japan and in China from the fourteenth century CE/AD to mid-nineteenth century CE/AD.

- a. Describe the impact of the Tokugawa Shogunate policies on the social structure of Japan.
- b. Describe the impact of the Qing and Ming Dynasty policies on the social structure of China.

SSWH12 Describe the development and contributions of the Ottoman, Safavid, and Mughal empires.

- a. Describe the development and geographical extent of the Ottoman, Safavid, and the Mughal Empires.
- b. Describe the cultural contributions of the Ottoman, Safavid, and Mughal Empires.

SSWH13 Examine the intellectual, political, social, and economic factors that changed the world view of Europeans from the sixteenth century CE/AD to the late eighteenth century CE/AD.

- a. Explain the scientific contributions of Copernicus, Galileo, Kepler, and Newton and how these ideas changed the European worldview.
- b. Identify the major ideas of the Enlightenment from the writings of Locke, Voltaire, and Rousseau, and their relationship to politics and society.

Social Studies Georgia Standards of Excellence

SSWH14 Analyze the Age of Revolutions.

- a. Examine absolutism through a comparison of the reigns of Louis XIV and Tsar Peter the Great.
- b. Identify the causes and results of the revolutions in England (1689), United States (1776), France (1789), Haiti (1791), and Latin America (1808-1825).
- c. Explain Napoleon's rise to power, the role of geography in his defeat, and the consequences of France's defeat for Europe.

SSWH15 Describe the impact of industrialization and urbanization.

- a. Analyze the process and impact of industrialization in Great Britain, Germany, and Japan.
- b. Examine the political and economic ideas of Adam Smith and Karl Marx.
- c. Examine the social impact of urbanization, include: women and children.

SSWH16 Analyze the rise of nationalism and worldwide imperialism.

- a. Compare and contrast the rise of the nation state in Germany under Otto von Bismarck and Japan during the Meiji Restoration.
- b. Assess imperialism in Africa and Asia, include: the influence of geography and natural resources.
- c. Examine anti-imperial resistance, include: Opium Wars, Boxer Rebellion, and the Indian Revolt of 1857.

SSWH17 Demonstrate an understanding of long-term causes of World War I and its global impact.

- a. Identify causes of the war, include: nationalism, entangling alliances, militarism, and imperialism.
- b. Describe conditions on the war front for soldiers, include: new technology and war tactics.
- c. Explain the major decisions made in the Versailles Treaty, include: German reparations and the mandate system that replaced Ottoman control.
- d. Analyze the destabilization of Europe in the collapse of the great empires.

Social Studies Georgia Standards of Excellence

SSWH18 Examine the major political and economic factors that shaped world societies between World War I and World War II.

- a. Determine the causes and results of the Russian Revolution from the rise of the Bolsheviks under Lenin to Stalin's first Five Year Plan.
- b. Describe the rise of fascism in Europe and Asia by comparing the policies of Benito Mussolini in Italy, Adolf Hitler in Germany, and Hirohito in Japan.
- c. Describe the nature of totalitarianism and the police state that existed in the Soviet Union, Germany, and Italy and how they differ from authoritarian governments.
- d. Explain the aggression and conflict leading to World War II in Europe and Asia; include the Italian invasion of Ethiopia, the Spanish Civil War, the Rape of Nanjing in China, and the German violation of the Treaty of Versailles.

SSWH19 Demonstrate an understanding of the global political, economic, and social impact of World War II.

- a. Describe the major conflicts and outcomes, include: North African, Pacific, and European theatres.
- b. Identify Nazi ideology and policies that led to the Holocaust and its consequences.
- c. Analyze the impact of the military and diplomatic negotiations between the leaders of Great Britain, the Soviet Union, and the United States.
- d. Explain Post-World War II policies and plans for economic recovery, include: the Marshall Plan for Europe, MacArthur's plan for Japan, and the formation of the United Nations, NATO, and the Warsaw Pact.

SSWH20 Demonstrate an understanding of the global social, economic, and political impact of the Cold War and decolonization from 1945 to 1989.

- a. Explain the arms race, include: development of nuclear weapons, and efforts to limit the spread of nuclear weapons.
- b. Describe the formation of the state of Israel and the Arab-Israeli Conflict.
- c. Analyze the rise of nationalism and the revolutionary movements in Asia (i.e. India and China) and Africa.
- d. Analyze opposition movements to existing political systems, include: anti-apartheid, Tiananmen Square, and the fall of the Berlin Wall.

Social Studies Georgia Standards of Excellence

SSWH21 Examine change and continuity in the world since the 1960s.

- a. Identify ethnic conflicts and new nationalisms, include: Pan-Africanism, Pan-Arabism, and the conflicts in Bosnia-Herzegovina and Rwanda.
- b. Describe the reforms of Khrushchev and Gorbachev and the breakup of the Soviet Union in 1991 that produced independent countries.
- c. Analyze terrorism as a form of warfare in the contemporary world.
- d. Examine the rise of women as major world leaders, include: Golda Meir, Indira Gandhi, and Margaret Thatcher.

SSWH22 Analyze globalization in the contemporary world.

- a. Describe the cultural and intellectual integration of countries into the world economy through the development of television, satellites, and computers.
- b. Analyze global economic and political connections; include multinational corporations, the United Nations, OPEC, and the World Trade Organization.
- c. Explain how governments cooperate through treaties and organizations to minimize the negative effects of human actions on the environment.

Social Studies Georgia Standards of Excellence

Map and Globe Skills

GOAL: The student will use maps to retrieve social studies information.

I: indicates when a skill is introduced in the standards and elements as part of the content

D: indicates grade levels where the teacher must develop that skill using the appropriate content

M: indicates grade level by which student should achieve mastery, the ability to use the skill in all situations

A: indicates grade levels where students will continue to apply and improve mastered skills

Map and Globe Skills	K	1	2	3	4	5	6	7	8	9-12
1. use a compass rose to identify cardinal directions	I	M	A	A	A	A	A	A	A	A
2. use intermediate directions		I	M	A	A	A	A	A	A	A
3. use a letter/number grid system to determine location			I	M	A	A	A	A	A	A
4. compare and contrast the categories of natural, cultural, and political features found on maps			I	M	A	A	A	A	A	A
5. use graphic scales to determine distances on a map					I	M	A	A	A	A
6. use map key/legend to acquire information from historical, physical, political, resource, product, and economic maps			I	D	M	A	A	A	A	A
7. use a map to explain impact of geography on historical and current events		I	D	D	M	A	A	A	A	A
8. draw conclusions and make generalizations based on information from maps				I	M	A	A	A	A	A
9. use latitude and longitude to determine location				I	D	D	D	M	A	A
10. compare maps of the same place at different points in time and from different perspectives to determine changes, identify trends, and generalize about human activities					I	M	A	A	A	A
11. compare maps with data sets (charts, tables, graphs) and /or readings to draw conclusions and make generalizations					I	M	A	A	A	A
12. use geographic technology and software to determine changes, identify trends, and generalize about human activities										I

Social Studies Georgia Standards of Excellence

Information Processing Skills

GOAL: The student will be able to locate, analyze, and synthesize information related to social studies topics and apply this information to solve problems/make decisions.

I: indicates when a skill is introduced in the standards and elements as part of the content

D: indicates grade levels where the teacher must develop that skill using the appropriate content

M: indicates grade level by which student should achieve mastery, the ability to use the skill in all situations

A: indicates grade levels where students will continue to apply and improve mastered skills

Information Processing Skills	K	1	2	3	4	5	6	7	8	9-12
1. compare similarities and differences	I	D	M	A	A	A	A	A	A	A
2. organize items chronologically	I	D	D	M	A	A	A	A	A	A
3. identify issues and/or problems and alternative solutions	I	D	D	D	D	M	A	A	A	A
4. distinguish between fact and opinion		I	D	M	A	A	A	A	A	A
5. identify main idea, detail, sequence of events, and cause and effect in a social studies context		I	D	D	M	A	A	A	A	A
6. identify and use primary and secondary sources		I	D	D	M	A	A	A	A	A
7. interpret timelines, charts, and tables		I	D	D	M	A	A	A	A	A
8. identify social studies reference resources to use for a specific purpose			I	M	A	A	A	A	A	A
9. construct charts and tables			I	M	A	A	A	A	A	A
10. analyze artifacts			I	D	D	M	A	A	A	A
11. draw conclusions and make generalizations				I	M	A	A	A	A	A
12. analyze graphs and diagrams				I	D	M	A	A	A	A
13. translate dates into centuries, eras, or ages				I	D	M	A	A	A	A
14. formulate appropriate research questions					I	M	A	A	A	A
15. determine adequacy and/or relevancy of information					I	M	A	A	A	A
16. check for consistency of information					I	M	A	A	A	A
17. interpret political cartoons					I	D	D	D	M	A

Social Studies Georgia Standards of Excellence

Clarification for Literacy Standards in High School:

Grades 9-10 social studies courses incorporate the grades 9-10 Reading/Writing Standards for Literacy in History/Social Studies.

Grades 11-12 social studies courses incorporate the grades 11-12 Reading/Writing Standards for Literacy in History/Social Studies.

READING STANDARDS FOR LITERACY IN HISTORY/SOCIAL STUDIES (RHSS) GRADE 9-10
➤ Key Ideas and Details
L9-10RHSS1: Cite specific textual evidence to support analysis of primary and secondary sources, attending to such features as the date and origin of the information.
L9-10RHSS2: Determine the central ideas or information of a primary or secondary source; provide an accurate summary of how key events or ideas develop over the course of the text.
L9-10RHSS3: Analyze in detail a series of events described in a text; determine whether earlier events caused later ones or simply preceded them.
➤ Craft and Structure
L9-10RHSS4: Determine the meaning of words and phrases as they are used in a text, including vocabulary describing political, social, or economic aspects of history/social science.
L9-10RHSS5: Analyze how a text uses structure to emphasize key points or advance an explanation or analysis
L9-10RHSS6: Compare the point of view of two or more authors for how they treat the same or similar topics, including which details they include and emphasize in their respective accounts.
➤ Integration of Knowledge and Ideas
L9-10RHSS7: Integrate quantitative or technical analysis (e.g., charts, research data) with qualitative analysis in print or digital text.
L9-10RHSS8: Assess the extent to which the reasoning and evidence in a text support the author's claims.
L9-10RHSS9: Compare and contrast treatments of the same topic in several primary and secondary sources.
➤ Range of Reading and Level of Text Complexity
L9-10RHSS10: By the end of grade 10, read and comprehend history/social studies texts in the grades 9–10 text complexity band independently and proficiently.

*This document continues on the next page with writing standards

Social Studies Georgia Standards of Excellence

WRITING STANDARDS FOR LITERACY IN HISTORY/SOCIAL STUDIES, SCIENCE, AND TECHNICAL SUBJECTS GRADES 9-10 (WHST)
➤ Text Types and Purposes
L9-10WHST1: Write arguments focused on <i>discipline-specific content</i> .
a. Introduce precise claim(s), distinguish the claim(s) from alternate or opposing claims, and create an organization that establishes clear relationships among the claim(s), counterclaims, reasons, and evidence.
b. Develop claim(s) and counterclaims fairly, supplying data and evidence for each while pointing out the strengths and limitations of both claim(s) and counterclaims in a discipline-appropriate form and in a manner that anticipates the audience’s knowledge level and concerns.
c. Use words, phrases, and clauses to link the major sections of the text, create cohesion, and clarify the relationships between claim(s) and reasons, between reasons and evidence, and between claim(s) and counterclaims.
d. Establish and maintain a formal style and objective tone while attending to the norms and conventions of the discipline in which they are writing.
e. Provide a concluding statement or section that follows from or supports the argument presented.
L9-10WHST2: Write informative/explanatory texts, including the narration of historical events, scientific procedures/ experiments, or technical processes.
a. Introduce a topic and organize ideas, concepts, and information to make important connections and distinctions; include formatting (e.g., headings), graphics (e.g., figures, tables), and multimedia when useful to aiding comprehension.
b. Develop the topic with well-chosen, relevant, and sufficient facts, extended definitions, concrete details, quotations, or other information and examples appropriate to the audience’s knowledge of the topic.
c. Use varied transitions and sentence structures to link the major sections of the text, create cohesion, and clarify the relationships among ideas and concepts.
d. Use precise language and domain-specific vocabulary to manage the complexity of the topic and convey a style appropriate to the discipline and context as well as to the expertise of likely readers.
e. Establish and maintain a formal style and objective tone while attending to the norms and conventions of the discipline in which they are writing.
f. Provide a concluding statement or section that follows from and supports the information or explanation presented (e.g., articulating implications or the significance of the topic).
L9-10WHST3: (See note; not applicable as a separate requirement)
➤ Production and Distribution of Writing
L9-10WHST4: Produce clear and coherent writing in which the development, organization, and style are appropriate to task, purpose, and audience.
L9-10WHST5: Develop and strengthen writing as needed by planning, revising, editing, rewriting, or trying a new approach, focusing on addressing what is most significant for a specific purpose and audience.
L9-10WHST6: Use technology, including the Internet, to produce, publish, and update individual or shared writing products, taking advantage of technology’s capacity to link to other information and to display information flexibly and dynamically.
➤ Research to Build and Present Knowledge
L9-10WHST7: Conduct short as well as more sustained research projects to answer a question (including a self-generated question) or solve a problem; narrow or broaden the inquiry when appropriate; synthesize multiple sources on the subject, demonstrating understanding of the subject under investigation.
L9-10WHST8: Gather relevant information from multiple authoritative print and digital sources, using advanced searches effectively; assess the usefulness of each source in answering the research question; integrate information into the text selectively to maintain the flow of ideas, avoiding plagiarism and following a standard format for citation.
L9-10WHST9: Draw evidence from informational texts to support analysis, reflection, and research.
➤ Range of Writing
L9-10WHST10: Write routinely over extended time frames (time for reflection and revision) and shorter time frames (a single sitting or a day or two) for a range of discipline-specific tasks, purposes, and audiences.

Social Studies Georgia Standards of Excellence

READING STANDARDS FOR LITERACY IN HISTORY/SOCIAL STUDIES (RHSS) GRADE 11-12
➤ Key Ideas and Details
L11-12RHSS1: Cite specific textual evidence to support analysis of primary and secondary sources, connecting insights gained from specific details to an understanding of the text as a whole.
L11-12RHSS2: Determine the central ideas or information of a primary or secondary source; provide an accurate summary that makes clear the relationships among the key details and ideas.
L11-12RHSS3: Evaluate various explanations for actions or events and determine which explanation best accords with textual evidence, acknowledging where the text leaves matters uncertain.
➤ Craft and Structure
L11-12RHSS4: Determine the meaning of words and phrases as they are used in a text, including analyzing how an author uses and refines the meaning of a key term over the course of a text (e.g., how Madison defines <i>faction</i> in <i>Federalist</i> No. 10).
L11-12RHSS5: Analyze in detail how a complex primary source is structured, including how key sentences, paragraphs, and larger portions of the text contribute to the whole.
L11-12RHSS6: Evaluate authors' differing points of view on the same historical event or issue by assessing the authors' claims, reasoning, and evidence.
➤ Integration of Knowledge and Ideas
L11-12RHSS7: Integrate and evaluate multiple sources of information presented in diverse formats and media (e.g., visually, quantitatively, as well as in words) in order to address a question or solve a problem.
L11-12RHSS8: Evaluate an author's premises, claims, and evidence by corroborating or challenging them with other information.
L11-12RHSS9: Integrate information from diverse sources, both primary and secondary, into a coherent understanding of an idea or event, noting discrepancies among sources.
➤ Range of Reading and Level of Text Complexity
L11-12RHSS10: By the end of grade 12, read and comprehend history/social studies texts in the grades 11–12 text complexity band independently and proficiently.

*This document continues on the next page with writing standards

Social Studies Georgia Standards of Excellence

WRITING STANDARDS FOR LITERACY IN HISTORY/SOCIAL STUDIES, SCIENCE, AND TECHNICAL SUBJECTS GRADES 11-12 (WHST)
➤ Text Types and Purposes
L11-12WHST1: Write arguments focused on <i>discipline-specific content</i> .
a. Introduce precise, knowledgeable claim(s), establish the significance of the claim(s), distinguish the claim(s) from alternate or opposing claims, and create an organization that logically sequences the claim(s), counterclaims, reasons, and evidence.
b. Develop claim(s) and counterclaims fairly and thoroughly, supplying the most relevant data and evidence for each while pointing out the strengths and limitations of both claim(s) and counterclaims in a discipline-appropriate form that anticipates the audience’s knowledge level, concerns, values, and possible biases.
c. Use words, phrases, and clauses as well as varied syntax to link the major sections of the text, create cohesion, and clarify the relationships between claim(s) and reasons, between reasons and evidence, and between claim(s) and counterclaims.
d. Establish and maintain a formal style and objective tone while attending to the norms and conventions of the discipline in which they are writing.
e. Provide a concluding statement or section that follows from or supports the argument presented.
L11-12WHST2: Write informative/explanatory texts, including the narration of historical events, scientific procedures/experiments, or technical processes.
a. Introduce a topic and organize complex ideas, concepts, and information so that each new element builds on that which precedes it to create a unified whole; include formatting (e.g., headings), graphics (e.g., figures, tables), and multimedia when useful to aiding comprehension.
b. Develop the topic thoroughly by selecting the most significant and relevant facts, extended definitions, concrete details, quotations, or other information and examples appropriate to the audience’s knowledge of the topic.
c. Use varied transitions and sentence structures to link the major sections of the text, create cohesion, and clarify the relationships among complex ideas and concepts.
d. Use precise language, domain-specific vocabulary and techniques such as metaphor, simile, and analogy to manage the complexity of the topic; convey a knowledgeable stance in a style that responds to the discipline and context as well as to the expertise of likely readers.
e. Provide a concluding statement or section that follows from and supports the information or explanation provided (e.g., articulating implications or the significance of the topic).
L11-12WHST3: (See note; not applicable as a separate requirement)
➤ Production and Distribution of Writing
L11-12WHST4: Produce clear and coherent writing in which the development, organization, and style are appropriate to task, purpose, and audience.
L11-12WHST5: Develop and strengthen writing as needed by planning, revising, editing, rewriting, or trying a new approach, focusing on addressing what is most significant for a specific purpose and audience.
L11-12WHST6: Use technology, including the Internet, to produce, publish, and update individual or shared writing products in response to ongoing feedback, including new arguments or information.
➤ Research to Build and Present Knowledge
L11-12WHST7: Conduct short as well as more sustained research projects to answer a question (including a self-generated question) or solve a problem; narrow or broaden the inquiry when appropriate; synthesize multiple sources on the subject, demonstrating understanding of the subject under investigation.
L11-12WHST8: Gather relevant information from multiple authoritative print and digital sources, using advanced searches effectively; assess the strengths and limitations of each source in terms of the specific task, purpose, and audience; integrate information into the text selectively to maintain the flow of ideas, avoiding plagiarism and overreliance on any one source and following a standard format for citation.
L11-12WHST9: Draw evidence from informational texts to support analysis, reflection, and research.
➤ Range of Writing
L11-12WHST10: Write routinely over extended time frames (time for reflection and revision) and shorter time frames (a single sitting or a day or two) for a range of discipline-specific tasks, purposes, and audiences.