




WWW.AFINDUSTRIAL.COM

# STUDBOLT FASTENERS

EDITION 3



**HIGH TENSILE FASTENERS  
FOR OIL, GAS & PETROCHEMICAL**

**Achilles**  
MEMBER 96796

ISO 9001:2015  
**CERTIFICATION**  
QAS CERT. AU1439



Call +6 1 3 8335 0001

# STUDBOLT FASTENERS

EDITION 3

## FASTENERS FOR INDUSTRY

**ALLFASTENERS** is a family-owned & operated business founded in 1994. We specialise in production and supply of fasteners to the petrochemical, mining and construction industries.



**ALLFASTENERS** early beginnings started with the supply of quality fasteners for the needs of the local construction and manufacturing markets. Since then we have grown into a global company servicing these industries across Australia, Asia-Pacific and the United States. Our development and expansion into manufacturing and supply of Studbolt fasteners is through the recognition of our customers' requirements in the local and Asia-Pacific region. We have proudly invested in stock, machinery and experts to meet the needs of the oil, gas & petrochemical market through our service | solutions | supply.

### Manufactured To Order

**ALLFASTENERS** stock levels contain most common sizes and grades. We are also capable of producing specific sizes in very short lead times. This service can assist with projects that have immediate requirements ensuring that down time is kept to a minimum. **ALLFASTENERS** staff can also assist with quoting on bespoke fasteners from supplied drawings and specifications.

### Country Of Origin (COO)

For many of our clients the Country of Origin on piping products is a concern. **ALLFASTENERS** stock and can quote studbolts, hex bolts and anchor bolts with all Test Certificates and Mill certificates to comply with COO if and as required.

### ISO 9001:2008

**ALLFASTENERS** holds a Management System Conformity Certificate ISO 9001:2008 accreditation, granted to us for implementing quality management systems, standards and guidelines according to ISO 9001:2008 for the supply and express delivery of fasteners to the industrial, heavy industry, mining and construction industries. Certificate No. AU1439.



ISO 9001:2008  
**CERTIFICATION**  
QAS CERT. AU1439





# CONTENTS

PLATING & COATINGS ..... 3

## HIGH TENSILE FASTENERS

B7 / 2H STUDBOLT KIT ..... 5  
IMPERIAL & METRIC THREAD PITCH TABLE 6



HEAVY HEX NUT ..... 27  
DIMENSIONS 28



B7 / B7M HEAVY HEX BOLTS ..... 37  
DIMENSIONS 38



6ft ALLTHREAD ..... 39  
IMPERIAL / METRIC EQUIVALENT 40



## TECHNICAL

CHEMICAL & MECHANICAL PROPERTIES – HIGH TENSILE BOLTS 46  
CHEMICAL & MECHANICAL PROPERTIES – HEAVY HEX NUTS 48  
UNIT CONVERSION TABLE 50





## PLATING & COATINGS

It is recommended that high-tensile fasteners are coated for use in Petrochemical or offshore applications as it both benefits the installation and maintenance but also the life of the assembly. Coating provides excellent corrosion protection and lubrication for fasteners under many and varied environments. Coatings are applied at the time of manufacture.

### XYLAN - BLUE & GREEN

A unique fluoropolymer chemistry incorporating plastics and corrosion inhibitors such as PTFE, Xylan coatings are frequently specified as the preferred option for improving the surface properties of offshore components. Xylan offers excellent corrosion and chemical resistance and works well under high loads and high temperatures. It will reduce significantly the friction coefficient of fasteners which facilitates even tension. The lowering of friction actually increases the effective tension of the fastener as a result of reducing the wasted shear stress.

- A non-stick thread lubrication available in many colours for easy identification
- Improves ease of maintenance and eliminates hydrogen embrittlement
- Working temperature range -250°C to 285°C
- Hex nuts are coated internally

### MOLYBDENUM 'MOLY' DISULFIDE

Moly is a combination of molybdenum disulfide lubricant and high performance resins that are thermally cured to ensure a complete bond to the base metal material. Moly coating lubricates the thread by transferring between the two mating surfaces 'sacrificially', this assists to lower the coefficient of friction and increase life of the fastener. Commonly used in applications where load carrying capacity, operating temperature and coefficient of friction are primary concerns.

- Corrosion resistant up to 350°C
- Provides an undercoat for epoxy paints
- Resistant to both acids and alkalines

### ZINC

Zinc plating is used as a common light duty anti-rust protective coating, with its high quality finish and consistent thickness zinc plating can be used as a base for further PTFE coatings. Zinc



Xylan Green



B8M Strain Hardened



Xylan Blue



Alignment Pins



HDG (left) compared with Mechanical Galvanised (right)

plating will eliminate hydrogen embrittlement problems and blocked threads that can occur with fasteners that are exposed to increased pressure and temperature.

### ZINC NICKEL

Zinc Nickel is recognised as an environmentally safe alternative to other electroplating methods such as cadmium. Zinc Nickel can be used in applications to reduce the galvanic reactions of dissimilar metals.

### INORGANIC ZINC SILICATE

Inorganic Zinc Silicate provides excellent protection in petrochemical, refineries and offshore application and can provide better corrosion protection when used as a base coat for lubricant type coatings.

### HOT DIP GALVANISE (HDG)

A common treatment of high-tensile fasteners in which the material is submerged in molten zinc (above 450°C) producing a constant oxide coating that is formed in the final process as it becomes exposed to the atmosphere. The resulting galvanise coating is tough and durable, the process allows a consistent coating to internal and external surfaces providing excellent abrasion resistances. The dull coating in appearance is an important advantage of the process showing that the article is completely protected and gives an excellent guide to coating quality.

**Mechanical Galvanising** is also possible on our studs and fasteners. A more expensive process than HDG, the obvious benefit over the latter is a very uniform coating thickness reducing thread fit issues at assembly. Please contact AF Industrial for further information regarding mechanical galvanise coating.

**B7 / B7M  
Heavy Hex Bolts**  
see page 37



#### Codes Finishes & Coatings

U	Plain	C	Cadmium
G	Galvanised	XB	Xylan (Blue)
Z	Zinc	XG	Xylan (Green)
ZN	Zinc Nickel	MB	Molybdenum 'Moly' Disulfide
S	Inorganic Zinc Silicate	PO	Phosphate & Oil
Y	Zinc Yellow		





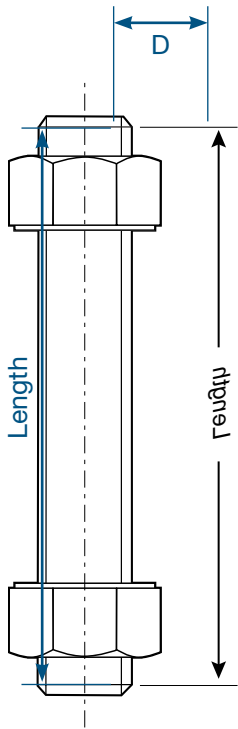
[WWW.AFINDUSTRIAL.COM](http://WWW.AFINDUSTRIAL.COM)

A division of Allfasteners.



AF  
B7

QUALITY, INTEGRITY & SERVICE  
SINCE 1994



## IMPERIAL & METRIC THREAD PITCH

1/8"	40	-	44	40	-	M3	0.5	0.35
	32	-	36	-	-	M4	0.7	0.50
3/16"	24	-	32	24	32	M5	0.8	0.50
1/4"	20	-	28	20	26	M6	1	0.75
5/16"	18	-	24	18	22	M8	1.25	1
3/8"	16	-	24	16	20	M10	1.5	1.25
1/2"	13	-	20	14	18	M12	1.75	1.5
9/16"	12	-	18	12	16	M14	2	1.5
5/8"	11	-	18	11	14	M16	2	1.5
	-	-	-	-	-	M18	2.5	1.5
3/4"	10	-	16	10	12	M20	2.5	1.5
7/8"	9	-	14	9	11	M22	2.5	1.5
1"	8	8	12 (14)	8	10	M24	3	2
1 1/8"	7	8	12	7	9	M27	3	2
1 1/4"	7	8	12	7	9	M30	3.5	2
1 3/8"	6	8	12	6	8	M33	3.5	2
1 1/2"	6	8	12	6	8	M36	4	3
1 5/8"	-	8	-	5	8	M39	4	3
	-	-	-	-	-	M42	4.5	-
1 3/4"	5	8	-	5	7	M45	4.5	-
1 7/8"	-	8	-	-	-	M48	5	-
2"	4.5	8	-	4.5	7	M52	5	-
	4.5	8	-	4	6	M56	5.5	-
2 1/4"	-	-	-	-	-	M60	5.5	-
	1	8	-	4	6	M64	6	-
2 3/4"	4	8	-	3.5	6	M72	6	-
3"	4	8	-	3.5	5	M80	6	-
3 1/4"	4	8	-	3.25	5	M-	-	-
3 1/2"	4	8	-	3.25	4.5	M90	6	-
3 3/4"	4	8	-	3	4.5	M-	-	-
4"	4	8	-	3	4.5	M100	6	-

## QUALITY ASSURED

### FULL THREAD STUDS

OUR STUD BOLT LENGTHS MEASURE FIRST THREAD TO FIRST THREAD.

ENSURING THE CORRECT AMOUNT OF LEAD THREADS ARE STILL VISIBLE ONCE INSTALLED.

THIS LENGTH IS CALCULATED BETWEEN CHAMFERED ENDS, A GUARANTEED SIGN OF QUALITY & CARE



Product No.	Size	Length (mm)	Length (inch)	Weight (kg) Stud Only	Weight (kg) Stud+2xNut
6B7SBNU?12050	1/2"	50	2"	0.04	0.10
6B7SBNU?12060	1/2"	60	2 1/4"	0.05	0.11
6B7SBNU?12065	1/2"	65	2 1/2"	0.05	0.11
6B7SBNU?12070	1/2"	70	2 3/4"	0.06	0.12
6B7SBNU?12075	1/2"	75	3"	0.06	0.12
6B7SBNU?12080	1/2"	80	3 1/4"	0.06	0.12
6B7SBNU?12090	1/2"	90	3 1/2"	0.07	0.13
6B7SBNU?12095	1/2"	95	3 3/4"	0.08	0.14
6B7SBNU?12100	1/2"	100	4"	0.08	0.14
6B7SBNU?12110	1/2"	110	4 1/4"	0.09	0.15
6B7SBNU?12115	1/2"	115	4 1/2"	0.09	0.15
6B7SBNU?12120	1/2"	120	4 3/4"	0.10	0.16
6B7SBNU?12125	1/2"	125	5"	0.10	0.16
6B7SBNU?12130	1/2"	130	5 1/4"	0.10	0.16
6B7SBNU?12140	1/2"	140	5 1/2"	0.11	0.17
6B7SBNU?12145	1/2"	145	5 3/4"	0.12	0.18
6B7SBNU?12150	1/2"	150	6"	0.12	0.18
6B7SBNU?12160	1/2"	160	6 1/4"	0.13	0.19
6B7SBNU?12165	1/2"	165	6 1/2"	0.13	0.19
6B7SBNU?12170	1/2"	170	6 3/4"	0.14	0.20
6B7SBNU?12180	1/2"	180	7"	0.14	0.20
6B7SBNU?12185	1/2"	185	7 1/4"	0.15	0.21
6B7SBNU?12190	1/2"	190	7 1/2"	0.15	0.21
6B7SBNU?12195	1/2"	195	7 3/4"	0.16	0.22
6B7SBNU?12200	1/2"	200	8"	0.16	0.22
6B7SBNU?12210	1/2"	210	8 1/4"	0.17	0.23
6B7SBNU?12215	1/2"	215	8 1/2"	0.17	0.23
6B7SBNU?12220	1/2"	220	8 3/4"	0.18	0.24
6B7SBNU?12230	1/2"	230	9"	0.18	0.24
6B7SBNU?12235	1/2"	235	9 1/4"	0.19	0.25
6B7SBNU?12240	1/2"	240	9 1/2"	0.19	0.25
6B7SBNU?12250	1/2"	250	9 3/4"	0.20	0.26
6B7SBNU?12255	1/2"	255	10"	0.20	0.26
6B7SBNU?12260	1/2"	260	10 1/4"	0.21	0.27
6B7SBNU?12265	1/2"	265	10 1/2"	0.21	0.27
6B7SBNU?12275	1/2"	275	10 3/4"	0.22	0.28
6B7SBNU?12280	1/2"	280	11"	0.22	0.28
6B7SBNU?12285	1/2"	285	11 1/4"	0.23	0.29
6B7SBNU?12290	1/2"	290	11 1/2"	0.23	0.29
6B7SBNU?12300	1/2"	300	11 3/4"	0.24	0.30
6B7SBNU?12305	1/2"	305	12"	0.24	0.30

1/2" UNC continued on page 8





1/2" UNC *continued from page 7*

Product No.	Size	Length (mm)	Length (inch)	Weight (kg) Stud Only	Weight (kg) Stud+2xNut
6B7SBNU?12310	1/2"	310	12 1/4"	0.25	0.31
6B7SBNU?12320	1/2"	320	12 1/2"	0.26	0.32
6B7SBNU?12325	1/2"	325	12 3/4"	0.26	0.32
6B7SBNU?12330	1/2"	330	13"	0.26	0.32
6B7SBNU?12335	1/2"	335	13 1/4"	0.27	0.33
6B7SBNU?12345	1/2"	345	13 1/2"	0.28	0.34
6B7SBNU?12350	1/2"	350	13 3/4"	0.28	0.34

? = finish/coating codes; see page 4



Product No.	Size	Length (mm)	Length (inch)	Weight (kg) Stud Only	Weight (kg) Stud+2xNut
6B7SBNU?16050	5/8"	50	2"	0.06	0.16
6B7SBNU?16060	5/8"	60	2 1/4"	0.08	0.18
6B7SBNU?16065	5/8"	65	2 1/2"	0.08	0.18
6B7SBNU?16070	5/8"	70	2 3/4"	0.09	0.19
6B7SBNU?16075	5/8"	75	3"	0.09	0.19
6B7SBNU?16080	5/8"	80	3 1/4"	0.10	0.20
6B7SBNU?16090	5/8"	90	3 1/2"	0.11	0.21
6B7SBNU?16095	5/8"	95	3 3/4"	0.12	0.22
6B7SBNU?16100	5/8"	100	4"	0.13	0.23
6B7SBNU?16110	5/8"	110	4 1/4"	0.14	0.24
6B7SBNU?16115	5/8"	115	4 1/2"	0.14	0.24
6B7SBNU?16120	5/8"	120	4 3/4"	0.15	0.25
6B7SBNU?16125	5/8"	125	5"	0.16	0.26
6B7SBNU?16130	5/8"	130	5 1/4"	0.16	0.26
6B7SBNU?16140	5/8"	140	5 1/2"	0.18	0.28
6B7SBNU?16145	5/8"	145	5 3/4"	0.18	0.28
6B7SBNU?16150	5/8"	150	6"	0.19	0.29
6B7SBNU?16160	5/8"	160	6 1/4"	0.20	0.30
6B7SBNU?16165	5/8"	165	6 1/2"	0.21	0.31
6B7SBNU?16170	5/8"	170	6 3/4"	0.21	0.31
6B7SBNU?16180	5/8"	180	7"	0.23	0.33
6B7SBNU?16185	5/8"	185	7 1/4"	0.23	0.33
6B7SBNU?16190	5/8"	190	7 1/2"	0.24	0.34
6B7SBNU?16195	5/8"	195	7 3/4"	0.25	0.35
6B7SBNU?16200	5/8"	200	8"	0.25	0.35
6B7SBNU?16210	5/8"	210	8 1/4"	0.26	0.36
6B7SBNU?16215	5/8"	215	8 1/2"	0.27	0.37
6B7SBNU?16220	5/8"	220	8 3/4"	0.28	0.38



5/8" UNC  
B7 / 2H Studbolt



Product No.	Size	Length (mm)	Length (inch)	Weight (kg) Stud Only	Weight (kg) Stud+2xNut
6B7SBNU?16230	5/8"	230	9"	0.29	0.39
6B7SBNU?16235	5/8"	235	9 1/4"	0.30	0.40
6B7SBNU?16240	5/8"	240	9 1/2"	0.30	0.40
6B7SBNU?16250	5/8"	250	9 3/4"	0.31	0.41
6B7SBNU?16255	5/8"	255	10"	0.32	0.42
6B7SBNU?16260	5/8"	260	10 1/4"	0.33	0.43
6B7SBNU?16265	5/8"	265	10 1/2"	0.33	0.43
6B7SBNU?16275	5/8"	275	10 3/4"	0.35	0.45
6B7SBNU?16280	5/8"	280	11"	0.35	0.45
6B7SBNU?16285	5/8"	285	11 1/4"	0.36	0.46
6B7SBNU?16290	5/8"	290	11 1/2"	0.36	0.46
6B7SBNU?16300	5/8"	300	11 3/4"	0.38	0.48
6B7SBNU?16305	5/8"	305	12"	0.38	0.48
6B7SBNU?16310	5/8"	310	12 1/4"	0.39	0.49
6B7SBNU?16320	5/8"	320	12 1/2"	0.40	0.50
6B7SBNU?16325	5/8"	325	12 3/4"	0.41	0.51
6B7SBNU?16330	5/8"	330	13"	0.41	0.51
6B7SBNU?16335	5/8"	335	13 1/4"	0.42	0.52
6B7SBNU?16345	5/8"	345	13 1/2"	0.43	0.53
6B7SBNU?16350	5/8"	350	13 3/4"	0.44	0.54

? = finish/coating codes; see page 4

3/4" UNC  
B7 / 2H Studbolt

ASTM B7 A193/A193M  
2H A194/A194M



Product No.	Size	Length (mm)	Length (inch)	Weight (kg) Stud Only	Weight (kg) Stud+2xNut
6B7SBNU?20050	3/4"	50	2"	0.09	0.27
6B7SBNU?20060	3/4"	60	2 1/4"	0.11	0.29
6B7SBNU?20065	3/4"	65	2 1/2"	0.12	0.30
6B7SBNU?20070	3/4"	70	2 3/4"	0.13	0.31
6B7SBNU?20075	3/4"	75	3"	0.14	0.32
6B7SBNU?20080	3/4"	80	3 1/4"	0.15	0.33
6B7SBNU?20090	3/4"	90	3 1/2"	0.17	0.35
6B7SBNU?20095	3/4"	95	3 3/4"	0.18	0.36
6B7SBNU?20100	3/4"	100	4"	0.19	0.37
6B7SBNU?20110	3/4"	110	4 1/4"	0.20	0.38
6B7SBNU?20115	3/4"	115	4 1/2"	0.21	0.39
6B7SBNU?20120	3/4"	120	4 3/4"	0.22	0.40
6B7SBNU?20125	3/4"	125	5"	0.23	0.41
6B7SBNU?20130	3/4"	130	5 1/4"	0.24	0.42
6B7SBNU?20140	3/4"	140	5 1/2"	0.26	0.44
6B7SBNU?20145	3/4"	145	5 3/4"	0.27	0.45

3/4" UNC continued on page 10



STUDBOLT KIT  
3/4" UNC

WWW.AFINDUSTRIAL.COM




3/4" UNC  
B7 / 2H Studbolt



3/4" UNC continued from page 9

Product No.	Size	Length (mm)	Length (inch)	Weight (kg) Stud Only	Weight (kg) Stud+2xNut
6B7SBNU?20150	3/4"	150	6"	0.28	0.46
6B7SBNU?20160	3/4"	160	6 1/4"	0.30	0.48
6B7SBNU?20165	3/4"	165	6 1/2"	0.31	0.49
6B7SBNU?20170	3/4"	170	6 3/4"	0.32	0.50
6B7SBNU?20180	3/4"	180	7"	0.34	0.52
6B7SBNU?20185	3/4"	185	7 1/4"	0.34	0.52
6B7SBNU?20190	3/4"	190	7 1/2"	0.35	0.53
6B7SBNU?20195	3/4"	195	7 3/4"	0.36	0.54
6B7SBNU?20200	3/4"	200	8"	0.37	0.55
6B7SBNU?20210	3/4"	210	8 1/4"	0.39	0.57
6B7SBNU?20215	3/4"	215	8 1/2"	0.40	0.58
6B7SBNU?20220	3/4"	220	8 3/4"	0.41	0.59
6B7SBNU?20230	3/4"	230	9"	0.43	0.61
6B7SBNU?20235	3/4"	235	9 1/4"	0.44	0.62
6B7SBNU?20240	3/4"	240	9 1/2"	0.45	0.63
6B7SBNU?20250	3/4"	250	9 3/4"	0.47	0.65
6B7SBNU?20255	3/4"	255	10"	0.47	0.65
6B7SBNU?20260	3/4"	260	10 1/4"	0.48	0.66
6B7SBNU?20265	3/4"	265	10 1/2"	0.49	0.67
6B7SBNU?20275	3/4"	275	10 3/4"	0.51	0.69
6B7SBNU?20280	3/4"	280	11"	0.52	0.70
6B7SBNU?20285	3/4"	285	11 1/4"	0.53	0.71
6B7SBNU?20290	3/4"	290	11 1/2"	0.54	0.72
6B7SBNU?20300	3/4"	300	11 3/4"	0.56	0.74
6B7SBNU?20305	3/4"	305	12"	0.57	0.75
6B7SBNU?20310	3/4"	310	12 1/4"	0.58	0.76
6B7SBNU?20320	3/4"	320	12 1/2"	0.60	0.78
6B7SBNU?20325	3/4"	325	12 3/4"	0.61	0.79
6B7SBNU?20330	3/4"	330	13"	0.61	0.79
6B7SBNU?20335	3/4"	335	13 1/4"	0.62	0.80
6B7SBNU?20345	3/4"	345	13 1/2"	0.64	0.82
6B7SBNU?20350	3/4"	350	13 3/4"	0.65	0.83
6B7SBNU?20355	3/4"	355	14"	0.66	0.84
6B7SBNU?20360	3/4"	360	14 1/4"	0.67	0.85
6B7SBNU?20370	3/4"	370	14 1/2"	0.69	0.87
6B7SBNU?20375	3/4"	375	14 3/4"	0.70	0.88
6B7SBNU?20380	3/4"	380	15"	0.71	0.89
6B7SBNU?20385	3/4"	385	15 1/4"	0.72	0.90
6B7SBNU?20395	3/4"	395	15 1/2"	0.74	0.92
6B7SBNU?20400	3/4"	400	15 3/4"	0.74	0.92
6B7SBNU?20405	3/4"	405	16"	0.75	0.93
6B7SBNU?20415	3/4"	415	16 1/4"	0.77	0.95

Head Markings







3/4" UNC  
B7 / 2H Studbolt



Product No.	Size	Length (mm)	Length (inch)	Weight (kg) Stud Only	Weight (kg) Stud+2xNut
6B7SBNU?20420	3/4"	420	16 1/2"	0.78	0.96
6B7SBNU?20425	3/4"	425	16 3/4"	0.79	0.97
6B7SBNU?20430	3/4"	430	17"	0.80	0.98
6B7SBNU?20440	3/4"	440	17 1/4"	0.82	1.00
6B7SBNU?20445	3/4"	445	17 1/2"	0.83	1.01
6B7SBNU?20450	3/4"	450	17 3/4"	0.84	1.02
6B7SBNU?20455	3/4"	455	18"	0.85	1.03
6B7SBNU?20465	3/4"	465	18 1/4"	0.87	1.05
6B7SBNU?20470	3/4"	470	18 1/2"	0.88	1.06
6B7SBNU?20475	3/4"	475	18 3/4"	0.88	1.06
6B7SBNU?20485	3/4"	485	19"	0.90	1.08
6B7SBNU?20490	3/4"	490	19 1/4"	0.91	1.09
6B7SBNU?20495	3/4"	495	19 1/2"	0.92	1.10
6B7SBNU?20500	3/4"	500	19 3/4"	0.93	1.11
6B7SBNU?20510	3/4"	510	20"	0.95	1.13

? = finish/coating codes; see page 4

7/8" UNC  
B7 / 2H Studbolt

ASTM B7 A193/A193M  
2H A194/A194M



Product No.	Size	Length (mm)	Length (inch)	Weight (kg) Stud Only	Weight (kg) Stud+2xNut
6B7SBNU?22075	7/8"	75	3"	0.19	0.45
6B7SBNU?22080	7/8"	80	3 1/4"	0.20	0.46
6B7SBNU?22090	7/8"	90	3 1/2"	0.23	0.49
6B7SBNU?22095	7/8"	95	3 3/4"	0.24	0.50
6B7SBNU?22100	7/8"	100	4"	0.25	0.51
6B7SBNU?22110	7/8"	110	4 1/4"	0.28	0.54
6B7SBNU?22115	7/8"	115	4 1/2"	0.29	0.55
6B7SBNU?22120	7/8"	120	4 3/4"	0.30	0.56
6B7SBNU?22125	7/8"	125	5"	0.32	0.58
6B7SBNU?22130	7/8"	130	5 1/4"	0.33	0.59
6B7SBNU?22140	7/8"	140	5 1/2"	0.35	0.61
6B7SBNU?22145	7/8"	145	5 3/4"	0.37	0.63
6B7SBNU?22150	7/8"	150	6"	0.38	0.64
6B7SBNU?22160	7/8"	160	6 1/4"	0.40	0.66
6B7SBNU?22165	7/8"	165	6 1/2"	0.42	0.68
6B7SBNU?22170	7/8"	170	6 3/4"	0.43	0.69
6B7SBNU?22180	7/8"	180	7"	0.46	0.72
6B7SBNU?22185	7/8"	185	7 1/4"	0.47	0.73
6B7SBNU?22190	7/8"	190	7 1/2"	0.48	0.74
6B7SBNU?22195	7/8"	195	7 3/4"	0.49	0.75

7/8" UNC continued on page 12



7/8" UNC continued from page 11

7/8" UNC  
B7 / 2H Studbolt



Product No.	Size	Length (mm)	Length (inch)	Weight (kg) Stud Only	Weight (kg) Stud+2xNut
6B7SBNU?22200	7/8"	200	8"	0.51	0.77
6B7SBNU?22210	7/8"	210	8 1/4"	0.53	0.79
6B7SBNU?22215	7/8"	215	8 1/2"	0.54	0.80
6B7SBNU?22220	7/8"	220	8 3/4"	0.56	0.82
6B7SBNU?22230	7/8"	230	9"	0.58	0.84
6B7SBNU?22235	7/8"	235	9 1/4"	0.59	0.85
6B7SBNU?22240	7/8"	240	9 1/2"	0.61	0.87
6B7SBNU?22250	7/8"	250	9 3/4"	0.63	0.89
6B7SBNU?22255	7/8"	255	10"	0.64	0.90
6B7SBNU?22260	7/8"	260	10 1/4"	0.66	0.92
6B7SBNU?22265	7/8"	265	10 1/2"	0.67	0.93
6B7SBNU?22275	7/8"	275	10 3/4"	0.70	0.96
6B7SBNU?22280	7/8"	280	11"	0.71	0.97
6B7SBNU?22285	7/8"	285	11 1/4"	0.72	0.98
6B7SBNU?22290	7/8"	290	11 1/2"	0.73	0.99
6B7SBNU?22300	7/8"	300	11 3/4"	0.76	1.02
6B7SBNU?22305	7/8"	305	12"	0.77	1.03
6B7SBNU?22310	7/8"	310	12 1/4"	0.78	1.04
6B7SBNU?22320	7/8"	320	12 1/2"	0.81	1.07
6B7SBNU?22325	7/8"	325	12 3/4"	0.82	1.08
6B7SBNU?22330	7/8"	330	13"	0.83	1.09
6B7SBNU?22335	7/8"	335	13 1/4"	0.85	1.11
6B7SBNU?22345	7/8"	345	13 1/2"	0.87	1.13
6B7SBNU?22350	7/8"	350	13 3/4"	0.89	1.15
6B7SBNU?22355	7/8"	355	14"	0.90	1.16
6B7SBNU?22360	7/8"	360	14 1/4"	0.91	1.17
6B7SBNU?22370	7/8"	370	14 1/2"	0.94	1.20
6B7SBNU?22375	7/8"	375	14 3/4"	0.95	1.21
6B7SBNU?22380	7/8"	380	15"	0.96	1.22
6B7SBNU?22385	7/8"	385	15 1/4"	0.97	1.23
6B7SBNU?22395	7/8"	395	15 1/2"	1.00	1.26
6B7SBNU?22400	7/8"	400	15 3/4"	1.01	1.27
6B7SBNU?22405	7/8"	405	16"	1.02	1.28
6B7SBNU?22415	7/8"	415	16 1/4"	1.05	1.31
6B7SBNU?22420	7/8"	420	16 1/2"	1.06	1.32
6B7SBNU?22425	7/8"	425	16 3/4"	1.07	1.33
6B7SBNU?22430	7/8"	430	17"	1.09	1.35
6B7SBNU?22440	7/8"	440	17 1/4"	1.11	1.37
6B7SBNU?22445	7/8"	445	17 1/2"	1.13	1.39
6B7SBNU?22450	7/8"	450	17 3/4"	1.14	1.40
6B7SBNU?22455	7/8"	455	18"	1.15	1.41
6B7SBNU?22465	7/8"	465	18 1/4"	1.18	1.44



7/8" UNC  
B7 / 2H Studbolt

Product No.	Size	Length (mm)	Length (inch)	Weight (kg) Stud Only	Weight (kg) Stud+2xNut
6B7SBNU?22470	7/8"	470	18 1/2"	1.19	1.45
6B7SBNU?22475	7/8"	475	18 3/4"	1.20	1.46
6B7SBNU?22485	7/8"	485	19"	1.23	1.49
6B7SBNU?22490	7/8"	490	19 1/4"	1.24	1.50
6B7SBNU?22495	7/8"	495	19 1/2"	1.25	1.51
6B7SBNU?22500	7/8"	500	19 3/4"	1.26	1.52
6B7SBNU?22510	7/8"	510	20"	1.29	1.55

? = finish/coating codes; see page 4

**1" UNC**  
**B7 / 2H Studbolt**

ASTM B7 A193/A193M 2H  
A194/A194M

Product No.	Size	Length (mm)	Length (inch)	Weight (kg) Stud Only	Weight (kg) Stud+2xNut
6B7SBNU?25075	1"	75	3"	0.25	0.63
6B7SBNU?25080	1"	80	3 1/4"	0.27	0.65
6B7SBNU?25090	1"	90	3 1/2"	0.30	0.68
6B7SBNU?25095	1"	95	3 3/4"	0.32	0.70
6B7SBNU?25100	1"	100	4"	0.33	0.71
6B7SBNU?25110	1"	110	4 1/4"	0.37	0.75
6B7SBNU?25115	1"	115	4 1/2"	0.38	0.76
6B7SBNU?25120	1"	120	4 3/4"	0.40	0.78
6B7SBNU?25125	1"	125	5"	0.42	0.80
6B7SBNU?25130	1"	130	5 1/4"	0.43	0.81
6B7SBNU?25140	1"	140	5 1/2"	0.47	0.85
6B7SBNU?25145	1"	145	5 3/4"	0.48	0.86
6B7SBNU?25150	1"	150	6"	0.50	0.88
6B7SBNU?25160	1"	160	6 1/4"	0.53	0.91
6B7SBNU?25165	1"	165	6 1/2"	0.55	0.93
6B7SBNU?25170	1"	170	6 3/4"	0.57	0.95
6B7SBNU?25180	1"	180	7"	0.60	0.98
6B7SBNU?25185	1"	185	7 1/4"	0.62	1.00
6B7SBNU?25190	1"	190	7 1/2"	0.63	1.01
6B7SBNU?25195	1"	195	7 3/4"	0.65	1.03
6B7SBNU?25200	1"	200	8"	0.67	1.05
6B7SBNU?25210	1"	210	8 1/4"	0.70	1.08
6B7SBNU?25215	1"	215	8 1/2"	0.72	1.10
6B7SBNU?25220	1"	220	8 3/4"	0.73	1.11
6B7SBNU?25230	1"	230	9"	0.77	1.15
6B7SBNU?25235	1"	235	9 1/4"	0.78	1.16
6B7SBNU?25240	1"	240	9 1/2"	0.80	1.18
6B7SBNU?25250	1"	250	9 3/4"	0.83	1.21
6B7SBNU?25255	1"	255	10"	0.85	1.23

1" UNC continued on page 14





1" UNC continued from page 13

1" UNC  
B7 / 2H Studbolt



**B7 / B7M**  
Heavy Hex Bolts  
see page 37



Product No.	Size	Length (mm)	Length (inch)	Weight (kg) Stud Only	Weight (kg) Stud+2xNut
6B7SBNU?25260	1"	260	10 1/4"	0.87	1.25
6B7SBNU?25265	1"	265	10 1/2"	0.88	1.26
6B7SBNU?25275	1"	275	10 3/4"	0.92	1.30
6B7SBNU?25280	1"	280	11"	0.93	1.31
6B7SBNU?25285	1"	285	11 1/4"	0.95	1.33
6B7SBNU?25290	1"	290	11 1/2"	0.97	1.35
6B7SBNU?25300	1"	300	11 3/4"	1.00	1.38
6B7SBNU?25305	1"	305	12"	1.02	1.40
6B7SBNU?25310	1"	310	12 1/4"	1.03	1.41
6B7SBNU?25320	1"	320	12 1/2"	1.07	1.45
6B7SBNU?25325	1"	325	12 3/4"	1.08	1.46
6B7SBNU?25330	1"	330	13"	1.10	1.48
6B7SBNU?25335	1"	335	13 1/4"	1.12	1.50
6B7SBNU?25345	1"	345	13 1/2"	1.15	1.53
6B7SBNU?25350	1"	350	13 3/4"	1.17	1.55
6B7SBNU?25355	1"	355	14"	1.18	1.56
6B7SBNU?25360	1"	360	14 1/4"	1.20	1.58
6B7SBNU?25370	1"	370	14 1/2"	1.23	1.61
6B7SBNU?25375	1"	375	14 3/4"	1.25	1.63
6B7SBNU?25380	1"	380	15"	1.27	1.65
6B7SBNU?25385	1"	385	15 1/4"	1.28	1.66
6B7SBNU?25395	1"	395	15 1/2"	1.32	1.70
6B7SBNU?25400	1"	400	15 3/4"	1.33	1.71
6B7SBNU?25405	1"	405	16"	1.35	1.73
6B7SBNU?25415	1"	415	16 1/4"	1.38	1.76
6B7SBNU?25420	1"	420	16 1/2"	1.40	1.78
6B7SBNU?25425	1"	425	16 3/4"	1.42	1.80
6B7SBNU?25430	1"	430	17"	1.43	1.81
6B7SBNU?25440	1"	440	17 1/4"	1.47	1.85
6B7SBNU?25445	1"	445	17 1/2"	1.48	1.86
6B7SBNU?25450	1"	450	17 3/4"	1.50	1.88
6B7SBNU?25455	1"	455	18"	1.52	1.90
6B7SBNU?25465	1"	465	18 1/4"	1.55	1.93
6B7SBNU?25470	1"	470	18 1/2"	1.57	1.95
6B7SBNU?25475	1"	475	18 3/4"	1.58	1.96
6B7SBNU?25485	1"	485	19"	1.62	2.00
6B7SBNU?25490	1"	490	19 1/4"	1.63	2.01
6B7SBNU?25495	1"	495	19 1/2"	1.65	2.03
6B7SBNU?25500	1"	500	19 3/4"	1.67	2.05
6B7SBNU?25510	1"	510	20"	1.70	2.08

? = finish/coating codes; see page 4



MADE TO  
ORDER

MAINTENANCE  
EQUIPEMENT

FLANGE ALIGNMENT PINS  
MADE FROM COUNTRY  
OF ORIGIN APPROVED  
MATERIALS



1 1/8" UN8  
B7 / 2H Studbolt

ASTM B7 A193/A193M  
2H A194/A194M



Product No.	Size	Length (mm)	Length (inch)	Weight (kg) Stud Only	Weight (kg) Stud+2xNut
6B7SBNU?28075	1 1/8"	75	3"	0.32	0.84
6B7SBNU?28080	1 1/8"	80	3 1/4"	0.34	0.86
6B7SBNU?28090	1 1/8"	90	3 1/2"	0.39	0.91
6B7SBNU?28095	1 1/8"	95	3 3/4"	0.41	0.93
6B7SBNU?28100	1 1/8"	100	4"	0.43	0.95
6B7SBNU?28110	1 1/8"	110	4 1/4"	0.47	0.99
6B7SBNU?28115	1 1/8"	115	4 1/2"	0.49	1.01
6B7SBNU?28120	1 1/8"	120	4 3/4"	0.52	1.04
6B7SBNU?28125	1 1/8"	125	5"	0.54	1.06
6B7SBNU?28130	1 1/8"	130	5 1/4"	0.56	1.08
6B7SBNU?28140	1 1/8"	140	5 1/2"	0.60	1.12
6B7SBNU?28145	1 1/8"	145	5 3/4"	0.62	1.14
6B7SBNU?28150	1 1/8"	150	6"	0.64	1.16
6B7SBNU?28160	1 1/8"	160	6 1/4"	0.69	1.21
6B7SBNU?28165	1 1/8"	165	6 1/2"	0.71	1.23
6B7SBNU?28170	1 1/8"	170	6 3/4"	0.73	1.25
6B7SBNU?28180	1 1/8"	180	7"	0.77	1.29
6B7SBNU?28185	1 1/8"	185	7 1/4"	0.79	1.31
6B7SBNU?28190	1 1/8"	190	7 1/2"	0.82	1.34
6B7SBNU?28195	1 1/8"	195	7 3/4"	0.84	1.36
6B7SBNU?28200	1 1/8"	200	8"	0.86	1.38
6B7SBNU?28210	1 1/8"	210	8 1/4"	0.90	1.42
6B7SBNU?28215	1 1/8"	215	8 1/2"	0.92	1.44
6B7SBNU?28220	1 1/8"	220	8 3/4"	0.94	1.46
6B7SBNU?28230	1 1/8"	230	9"	0.99	1.51
6B7SBNU?28235	1 1/8"	235	9 1/4"	1.01	1.53
6B7SBNU?28240	1 1/8"	240	9 1/2"	1.03	1.55
6B7SBNU?28250	1 1/8"	250	9 3/4"	1.07	1.59

1 1/8" UN8 continued on page 16



1 1/8" UN8 *continued from page 15*

1 1/8" UN8  
B7 / 2H Studbolt



Product No.	Size	Length (mm)	Length (inch)	Weight (kg) Stud Only	Weight (kg) Stud+2xNut
6B7SBNU?28255	1 1/8"	255	10"	1.09	1.61
6B7SBNU?28260	1 1/8"	260	10 1/4"	1.12	1.64
6B7SBNU?28265	1 1/8"	265	10 1/2"	1.14	1.66
6B7SBNU?28275	1 1/8"	275	10 3/4"	1.18	1.70
6B7SBNU?28280	1 1/8"	280	11"	1.20	1.72
6B7SBNU?28285	1 1/8"	285	11 1/4"	1.22	1.74
6B7SBNU?28290	1 1/8"	290	11 1/2"	1.25	1.77
6B7SBNU?28300	1 1/8"	300	11 3/4"	1.29	1.81
6B7SBNU?28305	1 1/8"	305	12"	1.31	1.83
6B7SBNU?28310	1 1/8"	310	12 1/4"	1.33	1.85
6B7SBNU?28320	1 1/8"	320	12 1/2"	1.37	1.89
6B7SBNU?28325	1 1/8"	325	12 3/4"	1.40	1.92
6B7SBNU?28330	1 1/8"	330	13"	1.42	1.94
6B7SBNU?28335	1 1/8"	335	13 1/4"	1.44	1.96
6B7SBNU?28345	1 1/8"	345	13 1/2"	1.48	2.00
6B7SBNU?28350	1 1/8"	350	13 3/4"	1.50	2.02
6B7SBNU?28355	1 1/8"	355	14"	1.52	2.04
6B7SBNU?28360	1 1/8"	360	14 1/4"	1.55	2.07
6B7SBNU?28370	1 1/8"	370	14 1/2"	1.59	2.11
6B7SBNU?28375	1 1/8"	375	14 3/4"	1.61	2.13
6B7SBNU?28380	1 1/8"	380	15"	1.63	2.15
6B7SBNU?28385	1 1/8"	385	15 1/4"	1.65	2.17
6B7SBNU?28395	1 1/8"	395	15 1/2"	1.70	2.22
6B7SBNU?28400	1 1/8"	400	15 3/4"	1.72	2.24
6B7SBNU?28405	1 1/8"	405	16"	1.74	2.26
6B7SBNU?28415	1 1/8"	415	16 1/4"	1.78	2.30
6B7SBNU?28420	1 1/8"	420	16 1/2"	1.80	2.32
6B7SBNU?28425	1 1/8"	425	16 3/4"	1.82	2.34
6B7SBNU?28430	1 1/8"	430	17"	1.85	2.37
6B7SBNU?28440	1 1/8"	440	17 1/4"	1.89	2.41
6B7SBNU?28445	1 1/8"	445	17 1/2"	1.91	2.43
6B7SBNU?28450	1 1/8"	450	17 3/4"	1.93	2.45
6B7SBNU?28455	1 1/8"	455	18"	1.95	2.47
6B7SBNU?28465	1 1/8"	465	18 1/4"	2.00	2.52
6B7SBNU?28470	1 1/8"	470	18 1/2"	2.02	2.54
6B7SBNU?28475	1 1/8"	475	18 3/4"	2.04	2.56
6B7SBNU?28485	1 1/8"	485	19"	2.08	2.60
6B7SBNU?28490	1 1/8"	490	19 1/4"	2.10	2.62
6B7SBNU?28495	1 1/8"	495	19 1/2"	2.13	2.65
6B7SBNU?28500	1 1/8"	500	19 3/4"	2.15	2.67
6B7SBNU?28510	1 1/8"	510	20"	2.19	2.71

? = finish/coating codes; see page 4





Product No.	Size	Length (mm)	Length (inch)	Weight (kg) Stud Only	Weight (kg) Stud+2xNut
6B7SBNU?32075	1 1/4"	75	3"	0.40	1.14
6B7SBNU?32080	1 1/4"	80	3 1/4"	0.43	1.17
6B7SBNU?32090	1 1/4"	90	3 1/2"	0.49	1.23
6B7SBNU?32095	1 1/4"	95	3 3/4"	0.51	1.25
6B7SBNU?32100	1 1/4"	100	4"	0.54	1.28
6B7SBNU?32110	1 1/4"	110	4 1/4"	0.59	1.33
6B7SBNU?32115	1 1/4"	115	4 1/2"	0.62	1.36
6B7SBNU?32120	1 1/4"	120	4 3/4"	0.65	1.39
6B7SBNU?32125	1 1/4"	125	5"	0.67	1.41
6B7SBNU?32130	1 1/4"	130	5 1/4"	0.70	1.44
6B7SBNU?32140	1 1/4"	140	5 1/2"	0.75	1.49
6B7SBNU?32145	1 1/4"	145	5 3/4"	0.78	1.52
6B7SBNU?32150	1 1/4"	150	6"	0.81	1.55
6B7SBNU?32160	1 1/4"	160	6 1/4"	0.86	1.60
6B7SBNU?32165	1 1/4"	165	6 1/2"	0.89	1.63
6B7SBNU?32170	1 1/4"	170	6 3/4"	0.92	1.66
6B7SBNU?32180	1 1/4"	180	7"	0.97	1.71
6B7SBNU?32185	1 1/4"	185	7 1/4"	1.00	1.74
6B7SBNU?32190	1 1/4"	190	7 1/2"	1.02	1.76
6B7SBNU?32195	1 1/4"	195	7 3/4"	1.05	1.79
6B7SBNU?32200	1 1/4"	200	8"	1.08	1.82
6B7SBNU?32210	1 1/4"	210	8 1/4"	1.13	1.87
6B7SBNU?32215	1 1/4"	215	8 1/2"	1.16	1.90
6B7SBNU?32220	1 1/4"	220	8 3/4"	1.19	1.93
6B7SBNU?32230	1 1/4"	230	9"	1.24	1.98
6B7SBNU?32235	1 1/4"	235	9 1/4"	1.27	2.01
6B7SBNU?32240	1 1/4"	240	9 1/2"	1.29	2.03
6B7SBNU?32250	1 1/4"	250	9 3/4"	1.35	2.09
6B7SBNU?32255	1 1/4"	255	10"	1.37	2.11
6B7SBNU?32260	1 1/4"	260	10 1/4"	1.40	2.14
6B7SBNU?32265	1 1/4"	265	10 1/2"	1.43	2.17
6B7SBNU?32275	1 1/4"	275	10 3/4"	1.48	2.22
6B7SBNU?32280	1 1/4"	280	11"	1.51	2.25
6B7SBNU?32285	1 1/4"	285	11 1/4"	1.54	2.28
6B7SBNU?32290	1 1/4"	290	11 1/2"	1.56	2.30
6B7SBNU?32300	1 1/4"	300	11 3/4"	1.62	2.36
6B7SBNU?32305	1 1/4"	305	12"	1.64	2.38
6B7SBNU?32310	1 1/4"	310	12 1/4"	1.67	2.41
6B7SBNU?32320	1 1/4"	320	12 1/2"	1.73	2.47
6B7SBNU?32325	1 1/4"	325	12 3/4"	1.75	2.49
6B7SBNU?32330	1 1/4"	330	13"	1.78	2.52

1 1/4" UN8 continued on page 18



1 1/4" UN8  
B7 / 2H Studbolt



1 1/4" UN8 *continued from page 17*

Product No.	Size	Length (mm)	Length (inch)	Weight (kg) Stud Only	Weight (kg) Stud+2xNut
6B7SBNU?32335	1 1/4"	335	13 1/4"	1.81	2.55
6B7SBNU?32345	1 1/4"	345	13 1/2"	1.86	2.60
6B7SBNU?32350	1 1/4"	350	13 3/4"	1.89	2.63
6B7SBNU?32355	1 1/4"	355	14"	1.91	2.65
6B7SBNU?32360	1 1/4"	360	14 1/4"	1.94	2.68
6B7SBNU?32370	1 1/4"	370	14 1/2"	2.00	2.74
6B7SBNU?32375	1 1/4"	375	14 3/4"	2.02	2.76
6B7SBNU?32380	1 1/4"	380	15"	2.05	2.79
6B7SBNU?32385	1 1/4"	385	15 1/4"	2.08	2.82
6B7SBNU?32395	1 1/4"	395	15 1/2"	2.13	2.87
6B7SBNU?32400	1 1/4"	400	15 3/4"	2.16	2.90
6B7SBNU?32405	1 1/4"	405	16"	2.18	2.92
6B7SBNU?32415	1 1/4"	415	16 1/4"	2.24	2.98
6B7SBNU?32420	1 1/4"	420	16 1/2"	2.26	3.00
6B7SBNU?32425	1 1/4"	425	16 3/4"	2.29	3.03
6B7SBNU?32430	1 1/4"	430	17"	2.32	3.06
6B7SBNU?32440	1 1/4"	440	17 1/4"	2.37	3.11
6B7SBNU?32445	1 1/4"	445	17 1/2"	2.40	3.14
6B7SBNU?32450	1 1/4"	450	17 3/4"	2.43	3.17
6B7SBNU?32455	1 1/4"	455	18"	2.45	3.19
6B7SBNU?32465	1 1/4"	465	18 1/4"	2.51	3.25
6B7SBNU?32470	1 1/4"	470	18 1/2"	2.53	3.27
6B7SBNU?32475	1 1/4"	475	18 3/4"	2.56	3.30
6B7SBNU?32485	1 1/4"	485	19"	2.62	3.36
6B7SBNU?32490	1 1/4"	490	19 1/4"	2.64	3.38
6B7SBNU?32495	1 1/4"	495	19 1/2"	2.67	3.41
6B7SBNU?32500	1 1/4"	500	19 3/4"	2.70	3.44
6B7SBNU?32510	1 1/4"	510	20"	2.75	3.49

? = finish/coating codes; see page 4

1 3/8" UN8  
B7 / 2H Studbolt

ASTM B7 A193/A193M  
2H A194/A194M



Product No.	Size	Length (mm)	Length (inch)	Weight (kg) Stud Only	Weight (kg) Stud+2xNut
6B7SBNU?35075	1 3/8"	75	3"	0.50	1.46
6B7SBNU?35080	1 3/8"	80	3 1/4"	0.53	1.49
6B7SBNU?35090	1 3/8"	90	3 1/2"	0.59	1.55
6B7SBNU?35095	1 3/8"	95	3 3/4"	0.63	1.59
6B7SBNU?35100	1 3/8"	100	4"	0.66	1.62
6B7SBNU?35110	1 3/8"	110	4 1/4"	0.73	1.69
6B7SBNU?35115	1 3/8"	115	4 1/2"	0.76	1.72
6B7SBNU?35120	1 3/8"	120	4 3/4"	0.79	1.75
6B7SBNU?35125	1 3/8"	125	5"	0.83	1.79
6B7SBNU?35130	1 3/8"	130	5 1/4"	0.86	1.82
6B7SBNU?35140	1 3/8"	140	5 1/2"	0.93	1.89



## 1 3/8" UN8 B7 / 2H Studbolt



### Coated Studbolts

Xylan Green  
Xylan Blue  
Zinc Plated  
*see page 3*



Product No.	Size	Length (mm)	Length (inch)	Weight (kg) Stud Only	Weight (kg) Stud+2xNut
6B7SBNU?35145	1 3/8"	145	5 3/4"	0.96	1.92
6B7SBNU?35150	1 3/8"	150	6"	0.99	1.95
6B7SBNU?35160	1 3/8"	160	6 1/4"	1.06	2.02
6B7SBNU?35165	1 3/8"	165	6 1/2"	1.09	2.05
6B7SBNU?35170	1 3/8"	170	6 3/4"	1.12	2.08
6B7SBNU?35180	1 3/8"	180	7"	1.19	2.15
6B7SBNU?35185	1 3/8"	185	7 1/4"	1.22	2.18
6B7SBNU?35190	1 3/8"	190	7 1/2"	1.26	2.22
6B7SBNU?35195	1 3/8"	195	7 3/4"	1.29	2.25
6B7SBNU?35200	1 3/8"	200	8"	1.32	2.28
6B7SBNU?35210	1 3/8"	210	8 1/4"	1.39	2.35
6B7SBNU?35215	1 3/8"	215	8 1/2"	1.42	2.38
6B7SBNU?35220	1 3/8"	220	8 3/4"	1.45	2.41
6B7SBNU?35230	1 3/8"	230	9"	1.52	2.48
6B7SBNU?35235	1 3/8"	235	9 1/4"	1.55	2.51
6B7SBNU?35240	1 3/8"	240	9 1/2"	1.59	2.55
6B7SBNU?35250	1 3/8"	250	9 3/4"	1.65	2.61
6B7SBNU?35255	1 3/8"	255	10"	1.68	2.64
6B7SBNU?35260	1 3/8"	260	10 1/4"	1.72	2.68
6B7SBNU?35265	1 3/8"	265	10 1/2"	1.75	2.71
6B7SBNU?35275	1 3/8"	275	10 3/4"	1.82	2.78
6B7SBNU?35280	1 3/8"	280	11"	1.85	2.81
6B7SBNU?35285	1 3/8"	285	11 1/4"	1.88	2.84
6B7SBNU?35290	1 3/8"	290	11 1/2"	1.92	2.88
6B7SBNU?35300	1 3/8"	300	11 3/4"	1.98	2.94
6B7SBNU?35305	1 3/8"	305	12"	2.02	2.98
6B7SBNU?35310	1 3/8"	310	12 1/4"	2.05	3.01
6B7SBNU?35320	1 3/8"	320	12 1/2"	2.11	3.07
6B7SBNU?35325	1 3/8"	325	12 3/4"	2.15	3.11
6B7SBNU?35330	1 3/8"	330	13"	2.18	3.14
6B7SBNU?35335	1 3/8"	335	13 1/4"	2.21	3.17
6B7SBNU?35345	1 3/8"	345	13 1/2"	2.28	3.24
6B7SBNU?35350	1 3/8"	350	13 3/4"	2.31	3.27
6B7SBNU?35355	1 3/8"	355	14"	2.35	3.31
6B7SBNU?35360	1 3/8"	360	14 1/4"	2.38	3.34
6B7SBNU?35370	1 3/8"	370	14 1/2"	2.44	3.40
6B7SBNU?35375	1 3/8"	375	14 3/4"	2.48	3.44
6B7SBNU?35380	1 3/8"	380	15"	2.51	3.47
6B7SBNU?35385	1 3/8"	385	15 1/4"	2.54	3.50
6B7SBNU?35395	1 3/8"	395	15 1/2"	2.61	3.57
6B7SBNU?35400	1 3/8"	400	15 3/4"	2.64	3.60

1 3/8" UN8 continued on page 20





1 3/8" UN8  
B7 / 2H Studbolt



1 3/8" UN8 *continued from page 19*

Product No.	Size	Length (mm)	Length (inch)	Weight (kg) Stud Only	Weight (kg) Stud+2xNut
6B7SBNU?35405	1 3/8"	405	16"	2.68	3.64
6B7SBNU?35415	1 3/8"	415	16 1/4"	2.74	3.70
6B7SBNU?35420	1 3/8"	420	16 1/2"	2.78	3.74
6B7SBNU?35425	1 3/8"	425	16 3/4"	2.81	3.77
6B7SBNU?35430	1 3/8"	430	17"	2.84	3.80
6B7SBNU?35440	1 3/8"	440	17 1/4"	2.91	3.87
6B7SBNU?35445	1 3/8"	445	17 1/2"	2.94	3.90
6B7SBNU?35450	1 3/8"	450	17 3/4"	2.97	3.93
6B7SBNU?35455	1 3/8"	455	18"	3.01	3.97
6B7SBNU?35465	1 3/8"	465	18 1/4"	3.07	4.03
6B7SBNU?35470	1 3/8"	470	18 1/2"	3.11	4.07
6B7SBNU?35475	1 3/8"	475	18 3/4"	3.14	4.10
6B7SBNU?35485	1 3/8"	485	19"	3.20	4.16
6B7SBNU?35490	1 3/8"	490	19 1/4"	3.24	4.20
6B7SBNU?35495	1 3/8"	495	19 1/2"	3.27	4.23
6B7SBNU?35500	1 3/8"	500	19 3/4"	3.30	4.26
6B7SBNU?35510	1 3/8"	510	20"	3.37	4.33

? = finish/coating codes; see page 4

1 1/2" UN8  
B7 / 2H Studbolt


ASTM B7 A193/A193M  
2H A194/A194M



Product No.	Size	Length (mm)	Length (inch)	Weight (kg) Stud Only	Weight (kg) Stud+2xNut
6B7SBNU?38100	1 1/2"	100	4"	0.80	1.96
6B7SBNU?38110	1 1/2"	110	4 1/4"	0.88	2.04
6B7SBNU?38115	1 1/2"	115	4 1/2"	0.92	2.08
6B7SBNU?38120	1 1/2"	120	4 3/4"	0.96	2.12
6B7SBNU?38125	1 1/2"	125	5"	1.00	2.16
6B7SBNU?38130	1 1/2"	130	5 1/4"	1.03	2.19
6B7SBNU?38140	1 1/2"	140	5 1/2"	1.11	2.27
6B7SBNU?38145	1 1/2"	145	5 3/4"	1.15	2.31
6B7SBNU?38150	1 1/2"	150	6"	1.19	2.35
6B7SBNU?38160	1 1/2"	160	6 1/4"	1.27	2.43
6B7SBNU?38165	1 1/2"	165	6 1/2"	1.31	2.47
6B7SBNU?38170	1 1/2"	170	6 3/4"	1.35	2.51
6B7SBNU?38180	1 1/2"	180	7"	1.43	2.59
6B7SBNU?38185	1 1/2"	185	7 1/4"	1.47	2.63
6B7SBNU?38190	1 1/2"	190	7 1/2"	1.51	2.67
6B7SBNU?38195	1 1/2"	195	7 3/4"	1.55	2.71
6B7SBNU?38200	1 1/2"	200	8"	1.59	2.75
6B7SBNU?38210	1 1/2"	210	8 1/4"	1.67	2.83
6B7SBNU?38215	1 1/2"	215	8 1/2"	1.71	2.87
6B7SBNU?38220	1 1/2"	220	8 3/4"	1.75	2.91



1 1/2" UN8  
B7 / 2H Studbolt



see page 3 for PLATING & COATINGS

Product No.	Size	Length (mm)	Length (inch)	Weight (kg) Stud Only	Weight (kg) Stud+2xNut
6B7SBNU?38230	1 1/2"	230	9"	1.83	2.99
6B7SBNU?38235	1 1/2"	235	9 1/4"	1.87	3.03
6B7SBNU?38240	1 1/2"	240	9 1/2"	1.91	3.07
6B7SBNU?38250	1 1/2"	250	9 3/4"	1.99	3.15
6B7SBNU?38255	1 1/2"	255	10"	2.03	3.19
6B7SBNU?38260	1 1/2"	260	10 1/4"	2.07	3.23
6B7SBNU?38265	1 1/2"	265	10 1/2"	2.11	3.27
6B7SBNU?38275	1 1/2"	275	10 3/4"	2.19	3.35
6B7SBNU?38280	1 1/2"	280	11"	2.23	3.39
6B7SBNU?38285	1 1/2"	285	11 1/4"	2.27	3.43
6B7SBNU?38290	1 1/2"	290	11 1/2"	2.31	3.47
6B7SBNU?38300	1 1/2"	300	11 3/4"	2.39	3.55
6B7SBNU?38305	1 1/2"	305	12"	2.43	3.59
6B7SBNU?38310	1 1/2"	310	12 1/4"	2.47	3.63
6B7SBNU?38320	1 1/2"	320	12 1/2"	2.55	3.71
6B7SBNU?38325	1 1/2"	325	12 3/4"	2.59	3.75
6B7SBNU?38330	1 1/2"	330	13"	2.63	3.79
6B7SBNU?38335	1 1/2"	335	13 1/4"	2.67	3.83
6B7SBNU?38345	1 1/2"	345	13 1/2"	2.75	3.91
6B7SBNU?38350	1 1/2"	350	13 3/4"	2.79	3.95
6B7SBNU?38355	1 1/2"	355	14"	2.83	3.99
6B7SBNU?38360	1 1/2"	360	14 1/4"	2.87	4.03
6B7SBNU?38370	1 1/2"	370	14 1/2"	2.95	4.11
6B7SBNU?38375	1 1/2"	375	14 3/4"	2.99	4.15
6B7SBNU?38380	1 1/2"	380	15"	3.03	4.19
6B7SBNU?38385	1 1/2"	385	15 1/4"	3.06	4.22
6B7SBNU?38395	1 1/2"	395	15 1/2"	3.14	4.30
6B7SBNU?38400	1 1/2"	400	15 3/4"	3.18	4.34
6B7SBNU?38405	1 1/2"	405	16"	3.22	4.38
6B7SBNU?38415	1 1/2"	415	16 1/4"	3.30	4.46
6B7SBNU?38420	1 1/2"	420	16 1/2"	3.34	4.50
6B7SBNU?38425	1 1/2"	425	16 3/4"	3.38	4.54
6B7SBNU?38430	1 1/2"	430	17"	3.42	4.58
6B7SBNU?38440	1 1/2"	440	17 1/4"	3.50	4.66
6B7SBNU?38445	1 1/2"	445	17 1/2"	3.54	4.70
6B7SBNU?38450	1 1/2"	450	17 3/4"	3.58	4.74
6B7SBNU?38455	1 1/2"	455	18"	3.62	4.78
6B7SBNU?38465	1 1/2"	465	18 1/4"	3.70	4.86
6B7SBNU?38470	1 1/2"	470	18 1/2"	3.74	4.90
6B7SBNU?38475	1 1/2"	475	18 3/4"	3.78	4.94

1 1/2" UN8 continued on page 22



1 1/2" UN8 *continued from page 21*

**1 1/2" UN8**  
**B7 / 2H Studbolt**

Product No.	Size	Length (mm)	Length (inch)	Weight (kg) Stud Only	Weight (kg) Stud+2xNut
6B7SBNU?38485	1 1/2"	485	19"	3.86	5.02
6B7SBNU?38490	1 1/2"	490	19 1/4"	3.90	5.06
6B7SBNU?38495	1 1/2"	495	19 1/2"	3.94	5.10
6B7SBNU?38500	1 1/2"	500	19 3/4"	3.98	5.14
6B7SBNU?38510	1 1/2"	510	20"	4.06	5.22

? = finish/coating codes; see page 4

**1 5/8" UN8**  
**B7 / 2H Studbolt**

ASTM B7 A193/A193M  
2H A194/A194M



Product No.	Size	Length (mm)	Length (inch)	Weight (kg) Stud Only	Weight (kg) Stud+2xNut
6B7SBNU?40150	1 5/8"	150	6"	1.41	2.97
6B7SBNU?40160	1 5/8"	160	6 1/4"	1.51	3.07
6B7SBNU?40165	1 5/8"	165	6 1/2"	1.55	3.11
6B7SBNU?40170	1 5/8"	170	6 3/4"	1.60	3.16
6B7SBNU?40180	1 5/8"	180	7"	1.70	3.26
6B7SBNU?40185	1 5/8"	185	7 1/4"	1.74	3.30
6B7SBNU?40190	1 5/8"	190	7 1/2"	1.79	3.35
6B7SBNU?40195	1 5/8"	195	7 3/4"	1.84	3.40
6B7SBNU?40200	1 5/8"	200	8"	1.88	3.44
6B7SBNU?40210	1 5/8"	210	8 1/4"	1.98	3.54
6B7SBNU?40215	1 5/8"	215	8 1/2"	2.02	3.58
6B7SBNU?40220	1 5/8"	220	8 3/4"	2.07	3.63
6B7SBNU?40230	1 5/8"	230	9"	2.17	3.73
6B7SBNU?40235	1 5/8"	235	9 1/4"	2.21	3.77
6B7SBNU?40240	1 5/8"	240	9 1/2"	2.26	3.82
6B7SBNU?40250	1 5/8"	250	9 3/4"	2.35	3.91
6B7SBNU?40255	1 5/8"	255	10"	2.40	3.96
6B7SBNU?40260	1 5/8"	260	10 1/4"	2.45	4.01
6B7SBNU?40265	1 5/8"	265	10 1/2"	2.50	4.06
6B7SBNU?40275	1 5/8"	275	10 3/4"	2.59	4.15
6B7SBNU?40280	1 5/8"	280	11"	2.64	4.20
6B7SBNU?40285	1 5/8"	285	11 1/4"	2.68	4.24
6B7SBNU?40290	1 5/8"	290	11 1/2"	2.73	4.29
6B7SBNU?40300	1 5/8"	300	11 3/4"	2.83	4.39
6B7SBNU?40305	1 5/8"	305	12"	2.87	4.43
6B7SBNU?40310	1 5/8"	310	12 1/4"	2.92	4.48
6B7SBNU?40320	1 5/8"	320	12 1/2"	3.01	4.57
6B7SBNU?40325	1 5/8"	325	12 3/4"	3.06	4.62
6B7SBNU?40330	1 5/8"	330	13"	3.11	4.67
6B7SBNU?40335	1 5/8"	335	13 1/4"	3.15	4.71
6B7SBNU?40345	1 5/8"	345	13 1/2"	3.25	4.81
6B7SBNU?40350	1 5/8"	350	13 3/4"	3.30	4.86



1 5/8" UN8  
B7 / 2H Studbolt



Product No.	Size	Length (mm)	Length (inch)	Weight (kg) Stud Only	Weight (kg) Stud+2xNut
6B7SBNU?40355	1 5/8"	355	14"	3.34	4.90
6B7SBNU?40360	1 5/8"	360	14 1/4"	3.39	4.95
6B7SBNU?40370	1 5/8"	370	14 1/2"	3.48	5.04
6B7SBNU?40375	1 5/8"	375	14 3/4"	3.53	5.09
6B7SBNU?40380	1 5/8"	380	15"	3.58	5.14
6B7SBNU?40385	1 5/8"	385	15 1/4"	3.63	5.19
6B7SBNU?40395	1 5/8"	395	15 1/2"	3.72	5.28
6B7SBNU?40400	1 5/8"	400	15 3/4"	3.77	5.33
6B7SBNU?40405	1 5/8"	405	16"	3.81	5.37
6B7SBNU?40415	1 5/8"	415	16 1/4"	3.91	5.47
6B7SBNU?40420	1 5/8"	420	16 1/2"	3.96	5.52
6B7SBNU?40425	1 5/8"	425	16 3/4"	4.00	5.56
6B7SBNU?40430	1 5/8"	430	17"	4.05	5.61
6B7SBNU?40440	1 5/8"	440	17 1/4"	4.14	5.70
6B7SBNU?40445	1 5/8"	445	17 1/2"	4.19	5.75
6B7SBNU?40450	1 5/8"	450	17 3/4"	4.24	5.80
6B7SBNU?40455	1 5/8"	455	18"	4.29	5.85
6B7SBNU?40465	1 5/8"	465	18 1/4"	4.38	5.94
6B7SBNU?40470	1 5/8"	470	18 1/2"	4.43	5.99
6B7SBNU?40475	1 5/8"	475	18 3/4"	4.47	6.03
6B7SBNU?40485	1 5/8"	485	19"	4.57	6.13
6B7SBNU?40490	1 5/8"	490	19 1/4"	4.61	6.17
6B7SBNU?40495	1 5/8"	495	19 1/2"	4.66	6.22
6B7SBNU?40500	1 5/8"	500	19 3/4"	4.71	6.27
6B7SBNU?40510	1 5/8"	510	20"	4.80	6.36

? = finish/coating codes; see page 4

1 3/4" UN8  
B7 / 2H Studbolt

ASTM B7 A193/A193M  
2H A194/A194M



Product No.	Size	Length (mm)	Length (inch)	Weight (kg) Stud Only	Weight (kg) Stud+2xNut
6B7SBNU?45150	1 3/4"	150	6"	1.65	3.57
6B7SBNU?45160	1 3/4"	160	6 1/4"	1.76	3.68
6B7SBNU?45165	1 3/4"	165	6 1/2"	1.82	3.74
6B7SBNU?45170	1 3/4"	170	6 3/4"	1.87	3.79
6B7SBNU?45180	1 3/4"	180	7"	1.98	3.90
6B7SBNU?45185	1 3/4"	185	7 1/4"	2.04	3.96
6B7SBNU?45190	1 3/4"	190	7 1/2"	2.09	4.01
6B7SBNU?45195	1 3/4"	195	7 3/4"	2.15	4.07
6B7SBNU?45200	1 3/4"	200	8"	2.20	4.12
6B7SBNU?45210	1 3/4"	210	8 1/4"	2.31	4.23
6B7SBNU?45215	1 3/4"	215	8 1/2"	2.37	4.29

1 3/4" UN8 continued on page 24





1 3/4" UN8 *continued from page 23*

1 3/4" UN8  
B7 / 2H Studbolt



Product No.	Size	Length (mm)	Length (inch)	Weight (kg) Stud Only	Weight (kg) Stud+2xNut
6B7SBNU?45220	1 3/4"	220	8 3/4"	2.42	4.34
6B7SBNU?45230	1 3/4"	230	9"	2.53	4.45
6B7SBNU?45235	1 3/4"	235	9 1/4"	2.59	4.51
6B7SBNU?45240	1 3/4"	240	9 1/2"	2.64	4.56
6B7SBNU?45250	1 3/4"	250	9 3/4"	2.75	4.67
6B7SBNU?45255	1 3/4"	255	10"	2.81	4.73
6B7SBNU?45260	1 3/4"	260	10 1/4"	2.87	4.79
6B7SBNU?45265	1 3/4"	265	10 1/2"	2.92	4.84
6B7SBNU?45275	1 3/4"	275	10 3/4"	3.03	4.95
6B7SBNU?45280	1 3/4"	280	11"	3.09	5.01
6B7SBNU?45285	1 3/4"	285	11 1/4"	3.14	5.06
6B7SBNU?45290	1 3/4"	290	11 1/2"	3.20	5.12
6B7SBNU?45300	1 3/4"	300	11 3/4"	3.31	5.23
6B7SBNU?45305	1 3/4"	305	12"	3.36	5.28
6B7SBNU?45310	1 3/4"	310	12 1/4"	3.42	5.34
6B7SBNU?45320	1 3/4"	320	12 1/2"	3.53	5.45
6B7SBNU?45325	1 3/4"	325	12 3/4"	3.58	5.50
6B7SBNU?45330	1 3/4"	330	13"	3.64	5.56
6B7SBNU?45335	1 3/4"	335	13 1/4"	3.69	5.61
6B7SBNU?45345	1 3/4"	345	13 1/2"	3.80	5.72
6B7SBNU?45350	1 3/4"	350	13 3/4"	3.86	5.78
6B7SBNU?45355	1 3/4"	355	14"	3.91	5.83
6B7SBNU?45360	1 3/4"	360	14 1/4"	3.97	5.89
6B7SBNU?45370	1 3/4"	370	14 1/2"	4.08	6.00
6B7SBNU?45375	1 3/4"	375	14 3/4"	4.13	6.05
6B7SBNU?45380	1 3/4"	380	15"	4.19	6.11
6B7SBNU?45385	1 3/4"	385	15 1/4"	4.24	6.16
6B7SBNU?45395	1 3/4"	395	15 1/2"	4.35	6.27
6B7SBNU?45400	1 3/4"	400	15 3/4"	4.41	6.33
6B7SBNU?45405	1 3/4"	405	16"	4.46	6.38
6B7SBNU?45415	1 3/4"	415	16 1/4"	4.57	6.49
6B7SBNU?45420	1 3/4"	420	16 1/2"	4.63	6.55
6B7SBNU?45425	1 3/4"	425	16 3/4"	4.68	6.60
6B7SBNU?45430	1 3/4"	430	17"	4.74	6.66
6B7SBNU?45440	1 3/4"	440	17 1/4"	4.85	6.77
6B7SBNU?45445	1 3/4"	445	17 1/2"	4.90	6.82
6B7SBNU?45450	1 3/4"	450	17 3/4"	4.96	6.88
6B7SBNU?45455	1 3/4"	455	18"	5.01	6.93
6B7SBNU?45465	1 3/4"	465	18 1/4"	5.12	7.04
6B7SBNU?45470	1 3/4"	470	18 1/2"	5.18	7.10
6B7SBNU?45475	1 3/4"	475	18 3/4"	5.23	7.15



1 3/4" UN8  
B7 / 2H Studbolt

Product No.	Size	Length (mm)	Length (inch)	Weight (kg) Stud Only	Weight (kg) Stud+2xNut
6B7SBNU?45485	1 3/4"	485	19"	5.34	7.26
6B7SBNU?45490	1 3/4"	490	19 1/4"	5.40	7.32
6B7SBNU?45495	1 3/4"	495	19 1/2"	5.45	7.37
6B7SBNU?45500	1 3/4"	500	19 3/4"	5.51	7.43
6B7SBNU?45510	1 3/4"	510	20"	5.62	7.54

? = finish/coating codes; see page 4

1 7/8" UN8  
B7 / 2H Studbolt

ASTM B7 A193/A193M  
2H A194/A194M



Product No.	Size	Length (mm)	Length (inch)	Weight (kg) Stud Only	Weight (kg) Stud+2xNut
6B7SBNU?48355	1 7/8"	355	14"	4.51	6.83
6B7SBNU?48360	1 7/8"	360	14 1/4"	4.57	6.89
6B7SBNU?48370	1 7/8"	370	14 1/2"	4.70	7.02
6B7SBNU?48375	1 7/8"	375	14 3/4"	4.76	7.08
6B7SBNU?48380	1 7/8"	380	15"	4.83	7.15
6B7SBNU?48385	1 7/8"	385	15 1/4"	4.89	7.21
6B7SBNU?48395	1 7/8"	395	15 1/2"	5.02	7.34
6B7SBNU?48400	1 7/8"	400	15 3/4"	5.08	7.40
6B7SBNU?48405	1 7/8"	405	16"	5.15	7.47
6B7SBNU?48415	1 7/8"	415	16 1/4"	5.27	7.59
6B7SBNU?48420	1 7/8"	420	16 1/2"	5.34	7.66
6B7SBNU?48425	1 7/8"	425	16 3/4"	5.40	7.72
6B7SBNU?48430	1 7/8"	430	17"	5.46	7.78
6B7SBNU?48440	1 7/8"	440	17 1/4"	5.59	7.91
6B7SBNU?48445	1 7/8"	445	17 1/2"	5.65	7.97
6B7SBNU?48450	1 7/8"	450	17 3/4"	5.72	8.04
6B7SBNU?48455	1 7/8"	455	18"	5.78	8.10
6B7SBNU?48465	1 7/8"	465	18 1/4"	5.91	8.23
6B7SBNU?48470	1 7/8"	470	18 1/2"	5.97	8.29
6B7SBNU?48475	1 7/8"	475	18 3/4"	6.03	8.35
6B7SBNU?48485	1 7/8"	485	19"	6.16	8.48
6B7SBNU?48490	1 7/8"	490	19 1/4"	6.23	8.55
6B7SBNU?48495	1 7/8"	495	19 1/2"	6.29	8.61
6B7SBNU?48500	1 7/8"	500	19 3/4"	6.35	8.67
6B7SBNU?48510	1 7/8"	510	20"	6.48	8.80

? = finish/coating codes; see page 4



Product No.	Size	Length (mm)	Length (inch)	Weight (kg) Stud Only	Weight (kg) Stud+2xNut
6B7SBNU?50355	2"	355	14"	5.17	7.97
6B7SBNU?50360	2"	360	14 1/4"	5.24	8.04
6B7SBNU?50370	2"	370	14 1/2"	5.39	8.19
6B7SBNU?50375	2"	375	14 3/4"	5.46	8.26
6B7SBNU?50380	2"	380	15"	5.54	8.34
6B7SBNU?50385	2"	385	15 1/4"	5.61	8.41
6B7SBNU?50395	2"	395	15 1/2"	5.75	8.55
6B7SBNU?50400	2"	400	15 3/4"	5.83	8.63
6B7SBNU?50405	2"	405	16"	5.90	8.70
6B7SBNU?50415	2"	415	16 1/4"	6.05	8.85
6B7SBNU?50420	2"	420	16 1/2"	6.12	8.92
6B7SBNU?50425	2"	425	16 3/4"	6.19	8.99
6B7SBNU?50430	2"	430	17"	6.26	9.06
6B7SBNU?50440	2"	440	17 1/4"	6.41	9.21
6B7SBNU?50445	2"	445	17 1/2"	6.48	9.28
6B7SBNU?50450	2"	450	17 3/4"	6.56	9.36
6B7SBNU?50455	2"	455	18"	6.63	9.43
6B7SBNU?50465	2"	465	18 1/4"	6.77	9.57
6B7SBNU?50470	2"	470	18 1/2"	6.85	9.65
6B7SBNU?50475	2"	475	18 3/4"	6.92	9.72
6B7SBNU?50485	2"	485	19"	7.07	9.87
6B7SBNU?50490	2"	490	19 1/4"	7.14	9.94
6B7SBNU?50495	2"	495	19 1/2"	7.21	10.01
6B7SBNU?50500	2"	500	19 3/4"	7.28	10.08
6B7SBNU?50510	2"	510	20"	7.43	10.23

? = finish/coating codes; see page 4

Studbolts kits can be supplied in various material grades as shown below.

**L7 & L7M** - A320 / A320M

**B16** - A193 / A193M

**B5** - A193 / A193M

**B6** - A193 / A193M

**B8 Class 1 & 2** - A193 / A193M

**B8M Class 1 & 2** - A193 / A193M

**B8T** - A193 / A193M





SUPPLYING INDUSTRY WITH ASTM  
MANUFACTURED FASTENERS

[WWW.AFINDUSTRIAL.COM](http://WWW.AFINDUSTRIAL.COM)  
A division of Allfasteners.



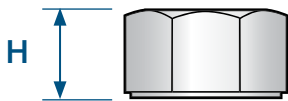
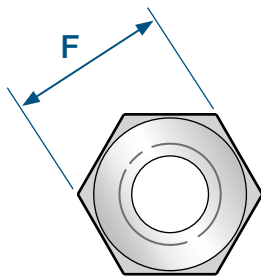




## DIMENSIONS

### ASTM A194 / A194M

GRADE 2H, 4, 7, 8, 8M



Thread diameter to fit:	Dimension F		Dimension H		Nut Wgt (kg)
	Min. (inch")	Max. (inch")	Min. (inch")	Max. (inch")	
1/4"	0.488	0.500	0.218	0.250	0.01
5/16"	0.546	0.562	0.280	0.314	0.01
3/8"	0.669	0.688	0.341	0.377	0.01
7/16"	0.728	0.750	0.403	0.441	0.02
1/2"	0.850	0.875	0.464	0.504	0.03
9/16"	0.909	0.938	0.526	0.568	0.04
5/8"	1.031	1.062	0.587	0.631	0.05
3/4"	1.212	1.250	0.710	0.758	0.09
7/8"	1.394	1.438	0.833	0.885	0.13
1"	1.575	1.625	0.956	1.012	0.19
1 1/8"	1.756	1.812	1.079	1.139	0.26
1 1/4"	1.938	2.000	1.187	1.251	0.37
1 3/8"	2.119	2.188	1.310	1.378	0.48
1 1/2"	2.300	2.375	1.433	1.505	0.58
1 5/8"	2.481	2.562	1.556	1.632	0.78
1 3/4"	2.662	2.750	1.679	1.759	0.96
1 7/8"	2.844	2.938	1.802	1.866	1.16
2"	3.025	3.125	1.925	2.013	1.40
2 1/4"	3.388	3.500	2.155	2.251	1.90
2 1/2"	3.750	3.875	2.401	2.505	2.56
2 3/4"	4.112	4.250	2.647	2.750	3.35
3"	4.475	4.625	2.893	3.013	4.32

#### GRADE SYMBOL MARKING OF HEAVY HEX NUTS

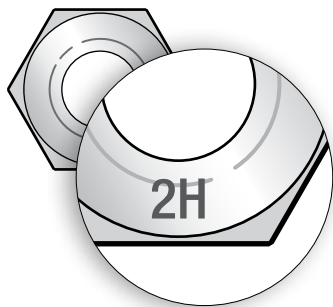
These grades shall be uniformly reheated to proper austenitizing temperatures and be liquid quenched and tempered under substantially uniform conditions.

The H and M indicate heat-treated nuts.

An underline as a marking requirement for grades 2HM and 7M has been removed but is permitted.

**\*Manufactured in Accordance with 6.6** Nuts shall subsequently be carbide-solution treated by heating them for a sufficient time at a temperature to dissolve chromium carbides followed by cooling at a rate sufficient to prevent reprecipitation of the carbides.

Grade & Type	Hot-forged or cold-punched	Machined from Bar Stock	see *
2H	2H	2HB	-
2HM	2HM	2HMB	-
3	3	3B	-
4	4	4B	-
6	6	6	-
7	7	7B	-
7M	7M	7M	-
8	8	8B	-
8C	8C	8CB	-
8M	8M	8MB	8MA
8T	8T	8TB	-





Product No.	Size	Thread (TPI)	Nut Wgt (kg)	Hardness (HRC)	Stress Area (inch <sup>2</sup> )	Proof Load (lbf)
6NH1U?006	1/4"	20	0.01	24 -35	0.0316	5570
6NH1U?008	5/16"	18	0.01	24-35	0.0524	9170
6NH1U?010	3/8"	16	0.01	24-35	0.0774	13560
6NH1U?011	7/16"	14	0.02	24-35	0.1063	18600
6NH1U?012	1/2"	13	0.03	24-35	0.1419	24830
6NH1U?014	9/16"	12	0.04	24-35	0.1820	31850
6NH1U?016	5/8"	11	0.05	24-35	0.2260	39550
6NH1U?020	3/4"	10	0.09	24-35	0.3340	58450
6NH1U?022	7/8"	9	0.13	24-35	0.4620	80850
6NH1U?025	1"	8	0.19	24-35	0.6060	106000
6NH1U?028	1 1/8"	7	0.26	24-35	0.7900	138200
6NH1U?032	1 1/4"	7	0.37	24-35	1.0000	175000
6NH1U?038	1 1/2"	6	0.58	24-35	1.4920	261100
6NH1U?045	1 3/4"	5	0.96	35 max	2.0800	364000
6NH1U?050	2"	4.5	1.40	35 max	2.7700	484800

? = finish/coating codes; see page 4

Based on proof stress of 175,000 psi



Product No.	Size	Thread (TPI)	Nut Wgt (kg)	Hardness (HRC)	Stress Area (inch <sup>2</sup> )	Proof Load (lbf)
6NH1U?028	1 1/8"	8	0.26	24-35	0.790	138200
6NH1U?032	1 1/4"	8	0.37	24-35	1.000	175000
6NH1U?035	1 3/8"	8	0.48	24-35	1.233	215800
6NH1U?038	1 1/2"	8	0.58	24-35	1.492	261100
6NH1U?040	1 5/8"	8	0.78	35 max	1.780	311500
6NH1U?045	1 3/4"	8	0.96	35 max	2.080	364000
6NH1U?048	1 7/8"	8	1.16	35 max	2.410	421800
6NH1U?050	2"	8	1.40	35 max	2.770	484800
6NH1U?057	2 1/4"	8	1.90	35 max	3.560	623000
6NH1U?065	2 1/2"	8	2.56	35 max	4.440	777000
6NH1U?072	2 3/4"	8	3.35	35 max	5.430	950250
6NH1U?075	3"	8	4.32	35 max	-	na
6NH1U?090	3 1/2"	8	6.94	35 max	-	na
6NH1U?100	4"	8	9.91	35 max	-	na

? = finish/coating codes; see page 4

Based on proof stress of 175,000 psi



HEAVY HEX NUTS

# GRADE 2H & 2HM

ASTM A194, A194M

WWW.AFINDUSTRIAL.COM



## Gr 2H Metric

CARBON STEEL ASTM  
A194/A194M (AF=DIN934,  
HEIGHT=DIAMETER)



Product No.	Size	Thread (Pitch)	Nut Wgt (kg)	Hardness (HRC)	Stress Area (mm <sup>2</sup> )	Proof Load (kN)
6NHIC?006	M6	1.00	0.01	24 -35	20.1	29.2
6NHIC?008	M8	1.25	0.01	24 -35	36.6	44.1
6NHIC?010	M10	1.50	0.01	24 -35	58.0	69.9
6NHIC?012	M12	1.75	0.02	24 -35	84.3	101.6
6NHIC?014	M14	2.00	0.03	24 -35	115.0	138.6
6NHIC?016	M16	2.00	0.04	24 -35	157.0	189.2
6NHIC?018	M18	2.50	0.06	24 -35	-	-
6NHIC?020	M20	2.50	0.09	24 -35	245.0	295.2
6NHIC?022	M22	2.50	0.10	24 -35	303.0	365.1
6NHIC?024	M24	3.00	0.14	24 -35	353.0	425.4
6NHIC?027	M27	3.00	0.21	24 -35	459.0	553.4
6NHIC?030	M30	3.50	0.28	24 -35	561.0	676.0
6NHIC?033	M33	3.50	0.36	24 -35	-	-
6NHIC?036	M36	4.00	0.49	24 -35	817.0	984.5
6NHIC?039	M39	4.00	0.63	35 max	-	-
6NHIC?042	M42	4.50	0.81	35 max	1120.0	1349.6
6NHIC?048	M48	5.00	1.22	35 max	1470.0	1771.4
6NHIC?052	M52	5.00	1.52	35 max	-	-
6NHIC?056	M56	5.50	1.77	35 max	2030.0	2446.2
6NHIC?064	M64	6.00	2.48	35 max	2680.0	3229.4
6NHIC?072	M72	6.00	4.32	35 max	3460.0	4169.3

? = finish/coating codes; see page 4

Based on proof stress of 1205 MPa

## Gr 2HM UNC & UN8

CARBON STEEL  
ASTM A194/A194M



Product No.	Size	Thread (TPI)	Nut Wgt (kg)	Hardness (HRC)	Stress Area (inch <sup>2</sup> )	Proof Load (lbf)
6NH2HMU?010	3/8"	16	0.01	84-99	0.0774	11620
6NH2HMU?012	1/2"	13	0.03	84-99	0.1419	21280
6NH2HMU?016	5/8"	11	0.05	84-99	0.2260	33900
6NH2HMU?020	3/4"	10	0.09	84-99	0.3340	50100
6NH2HMU?022	7/8"	9	0.13	84-99	0.4620	69300
6NH2HMU?025	1"	8	0.19	84-99	0.6060	90900
6NH2HMU?028	1 1/8"	8	0.26	84-99	0.7900	118500
6NH2HMU?032	1 1/4"	8	0.37	84-99	1.0000	150000
6NH2HMU?035	1 3/8"	8	0.48	84-99	1.2330	185000
6NH2HMU?038	1 1/2"	8	0.58	84-99	1.4920	223800
6NH2HMU?040	1 5/8"	8	0.78	84-99	1.7800	267000
6NH2HMU?045	1 3/4"	8	0.96	84-99	20.0800	312000
6NH2HMU?048	1 7/8"	8	1.16	84-99	2.4100	361500
6NH2HMU?050	2"	8	1.40	84-99	2.7700	415500

? = finish/coating codes; see page 4

Based on proof stress of 150,000 psi



**Gr 3**  
**UNC & UN8**  
AISI 501 ASTM A194/A194M



Product No.	Size	Thread (TPI)	Nut Wgt (kg)	Hardness (HRC)	Stress Area (inch <sup>2</sup> )	Proof Load (lbf)
6NH3U?012	1/2"	13	0.03	24-35	0.1419	24830
6NH3U?016	5/8"	11	0.05	24-35	0.2260	38550
6NH3U?020	3/4"	10	0.09	24-35	0.3340	58450
6NH3U?022	7/8"	9	0.13	24-35	0.4620	80850
6NH3U?025	1"	8	0.19	24-35	0.6060	106000
6NH3U?028	1 1/8"	8	0.26	24-35	0.7900	138200
6NH3U?032	1 1/4"	8	0.37	24-35	1.0000	175000

? = finish/coating codes; see page 4

Based on proof stress of 175,000 psi

**Gr 4**  
**UNC & UN8**  
CARBON-MOLYBDENUM  
ASTM A194/A194M



Product No.	Size	Thread (TPI)	Nut Wgt (kg)	Hardness (HRC)	Stress Area (inch <sup>2</sup> )	Proof Load (lbf)
6NH4U?010	3/8"	18	0.01	24-35	0.0774	13560
6NH4U?011	7/16"	14	0.02	24-35	0.1063	18600
6NH4U?012	1/2"	13	0.03	24-35	0.1419	24830
6NH4U?014	9/16"	12	0.04	24-35	0.1820	31850
6NH4U?016	5/8"	11	0.05	24-35	0.2260	39550
6NH4U?020	3/4"	10	0.09	24-35	0.3340	58450
6NH4U?022	7/8"	9	0.13	24-35	0.4620	80850
6NH4U?025	1"	8	0.19	24-35	0.6060	106000
6NH4U?028	1 1/8"	8	0.26	24-35	0.7900	138200
6NH4U?032	1 1/4"	8	0.37	24-35	1.0000	175000
6NH4U?035	1 3/8"	8	0.48	24-35	1.2330	215800
6NH4U?038	1 1/2"	8	0.58	24-35	1.4920	261100
6NH4U?040	1 5/8"	8	0.78	24-35	1.7800	311500
6NH4U?045	1 3/4"	8	0.96	24-35	2.0800	364000
6NH4U?048	1 7/8"	8	1.16	24-35	2.4100	421800
6NH4U?050	2"	8	1.40	24-35	2.7700	484800
6NH4U?057	2 1/4"	8	1.90	24-35	3.5600	623000
6NH4U?065	2 1/2"	8	2.56	24-35	4.4400	777000
6NH4U?072	2 3/4"	8	3.35	24-35	5.4300	950250
6NH4U?075	3"	8	4.32	24-35	-	-
6NH4U?090	3 1/2"	8	6.94	24-35	-	-

? = finish/coating codes; see page 4

Based on proof stress of 175,000 psi





HEAVY HEX NUTS

# GRADE 4 & 6

ASTM A194, A194M

WWW.AFINDUSTRIAL.COM



## Gr 4 Metric

CARBON-MOLYB-  
DENUM ASTM A194/  
A194M (AF =DIN934,  
HEIGHT=DIAMETER)



Product No.	Size	Thread (Pitch)	Nut Wgt (kg)	Hardness (HRC)	Stress Area (inch <sup>2</sup> )	Proof Load (lbf)
6NH4C?012	M12	1.75	0.02	24-35	84.3	101.6
6NH4C?016	M16	2.00	0.04	24-35	157.0	189.2
6NH4C?020	M20	2.50	0.08	24-35	245.0	295.2
6NH4C?022	M22	2.50	0.14	24-35	303.0	365.1
6NH4C?024	M24	3.00	0.14	24-35	353.0	425.4
6NH4C?027	M27	3.00	0.28	24-35	459.0	553.4
6NH4C?030	M30	3.50	0.28	24-35	561.0	676.0
6NH4C?033	M33	3.50	0.36	24-35	-	-
6NH4C?036	M36	4.00	0.49	24-35	817.0	984.5
6NH4C?039	M39	4.00	0.63	24-35	-	-
6NH4C?042	M42	4.00	0.81	24-35	1120.0	1349.6
6NH4C?048	M48	4.50	1.22	24-35	1470.0	1771.4
6NH4C?060	M60	5.50	2.56	24-35	-	-

? = finish/coating codes; see page 4

Based on proof stress of 1205 Mpa

## Gr 6 UNC & UN8

AISI 410 ASTM A194/A194M



Product No.	Size	Thread (TPI)	Nut Wgt (kg)	Hardness (HRC)	Stress Area (inch <sup>2</sup> )	Proof Load (lbf)
6NH6U?010	3/8"	16	0.01	20-28	0.0774	11620
6NH6U?012	1/2"	13	0.03	20-28	0.1419	21280
6NH6U?016	5/8"	11	0.05	20-28	0.2260	33900
6NH6U?020	3/4"	10	0.09	20-28	0.3340	50100
6NH6U?022	7/8"	9	0.13	20-28	0.4620	69300
6NH6U?025	1"	8	0.19	20-28	0.6060	90900
6NH86?028	1 1/8"	8	0.26	20-28	0.7900	118500
6NH86?032	1 1/4"	8	0.37	20-28	1.0000	150000

? = finish/coating codes; see page 4

Based on proof stress of 150,000 psi

### Coated Hex Nuts

- Xylan Green
- Zinc Plated
- Xylan Blue
- Hot Dipped Galvanise

see page 3





**Gr 7**  
**UNC & UN8**  
AISI 4140 ASTM A194/A194M



Product No.	Size	Thread (TPI)	Nut Wgt (kg)	Hardness (HRC)	Stress Area (inch <sup>2</sup> )	Proof Load (lbf)
6NH7U?010	3/8"	16	0.01	24-35	0.0774	13560
6NH7U?011	7/16"	14	0.02	24-35	0.1063	18600
6NH7U?012	1/2"	13	0.03	24-35	0.1419	24830
6NH7U?016	5/8"	11	0.05	24-35	0.2260	39550
6NH7U?020	3/4"	10	0.09	24-35	0.3340	58450
6NH7U?022	7/8"	9	0.13	24-35	0.4620	80850
6NH7U?025	1"	8	0.19	24-35	0.6060	106000
6NH7U?028	1 1/8"	8	0.26	24-35	0.7900	138200
6NH7U?032	1 1/4"	8	0.37	24-35	1.0000	175000
6NH7U?035	1 3/8"	8	0.48	24-35	1.2330	215800
6NH7U?038	1 1/2"	8	0.58	24-35	1.4920	261100
6NH7U?040	1 5/8"	8	0.78	24-35	1.7800	311500
6NH7U?045	1 3/4"	8	0.96	24-35	2.0800	364000
6NH7U?048	1 7/8"	8	1.16	24-35	2.4100	421800
6NH7U?050	2"	8	1.40	24-35	2.7700	484800
6NH7U?065	2 1/2"	8	2.56	24-35	4.4400	777000
6NH7U?072	2 3/4"	8	2.82	24-35	5.4300	950250
6NH7U?075	3"	8	4.32	24-35	-	-
6NH7U?083	3 1/4"	8	6.94	24-35	-	-
6NH7U?090	3 1/2"	8	6.94	24-35	-	-

? = finish/coating codes; see page 4

Based on proof stress of 175,000 psi

**Gr 7M**  
**UNC & UN8**  
AISI 4140 ASTM A194/A194M



Product No.	Size	Thread (TPI)	Nut Wgt (kg)	Hardness (HRC)	Stress Area (inch <sup>2</sup> )	Proof Load (lbf)
6NH7MU?016	5/8"	11	0.05	84-99	0.2260	33900
6NH7MU?020	3/4"	10	0.09	84-99	0.3340	50100
6NH7MU?022	7/8"	9	0.13	84-99	0.4620	69300
6NH7MU?025	1"	8	0.19	84-99	0.6060	90900
6NH7MU?028	1 1/8"	8	0.26	84-99	0.7900	118500
6NH7MU?032	1 1/4"	8	0.37	84-99	1.0000	150000

? = finish/coating codes; see page 4

Based on proof stress of 150,000 psi.



HEAVY HEX NUTS

# GRADE 8 & 8C

ASTM A194, A194M

WWW.AFINDUSTRIAL.COM



## Gr 8 UNC & UN8

AISI 304 ASTM A194/A194M



Product No.	Size	Thread (TPI)	Nut Wgt (kg)	Hardness (HRB)	Stress Area (inch <sup>2</sup> )	Proof Load (lbf)
6NH8U?010	3/8"	16	0.01	60-105	0.0774	6200
6NH8U?012	1/2"	13	0.03	60-105	0.1419	11350
6NH8U?016	5/8"	11	0.05	60-105	0.2260	18080
6NH8U?020	3/4"	10	0.09	60-105	0.3340	26720
6NH8U?022	7/8"	9	0.13	60-105	0.4620	36960
6NH8U?025	1"	8	0.19	60-105	0.6060	48480
6NH8U?028	1 1/8"	8	0.26	60-105	0.7900	63200
6NH8U?032	1 1/4"	8	0.37	60-105	1.0000	80000
6NH8U?035	1 3/8"	8	0.48	60-105	1.2330	98640
6NH8U?038	1 1/2"	8	0.58	60-105	1.4920	119360
6NH8U?040	1 5/8"	8	0.78	60-105	-	-
6NH8U?045	1 3/4"	8	0.96	60-105	-	-
6NH8U?048	1 7/8"	8	1.16	60-105	-	-
6NH8U?050	2"	8	1.40	60-105	-	-

? = finish/coating codes; see page 4

Based on proof stress of 80,000 psi

## Gr 8 Metric

AISI 304 ASTM A194/  
A194M (AF=DIN934,  
HEIGHT=DIAMETER)



Product No.	Size	Thread (Pitch)	Nut Wgt (kg)	Hardness (HRB)	Stress Area (mm <sup>2</sup> )	Proof Load (kN)
6NH8C?010	M10	1.50	0.01	60-105	58.0	31.9
6NH8C?012	M12	1.75	0.02	60-105	84.3	46.4
6NH8C?016	M16	2.00	0.04	60-105	157.0	86.4
6NH8C?020	M20	2.50	0.08	60-105	245.0	134.8
6NH8C?024	M24	3.00	0.14	60-105	353.0	194.2

? = finish/coating codes; see page 4

Based on proof stress of 550 MPa

## Gr 8C UNC & UN8

AISI 347 ASTM A194/A194M



Product No.	Size	Thread (TPI)	Nut Wgt (kg)	Hardness (HRB)	Stress Area (inch <sup>2</sup> )	Proof Load (lbf)
6NH8CU?012	1/2"	13	0.03	60-105	0.1419	11350
6NH8CU?016	5/8"	11	0.05	60-105	0.2260	18080
6NH8CU?020	3/4"	10	0.09	60-105	0.3340	26720
6NH8CU?022	7/8"	9	0.13	60-105	0.4620	36960
6NH8CU?025	1"	8	0.19	60-105	0.6060	48480
6NH8CU?028	1 1/8"	8	0.26	60-105	0.7900	63200

? = finish/coating codes; see page 4

Based on proof stress of 80,000 psi



**Gr 8M**  
**UNC & UN8**  
AISI 316 ASTM A194/A194M



Product No.	Size	Thread (TPI)	Nut Wgt (kg)	Hardness (HRB)	Stress Area (inch <sup>2</sup> )	Proof Load (lbf)
6NH8MU?008	5/16"	18	0.01	60-105	0.0524	4190
6NH8MU?010	3/8"	16	0.01	60-105	0.0774	6200
6NH8MU?011	7/16"	14	0.02	60-105	0.1063	8500
6NH8MU?012	1/2"	13	0.03	60-105	0.1419	11350
6NH8MU?014	9/16"	12	0.04	60-105	0.1820	14560
6NH8MU?016	5/8"	11	0.05	60-105	0.2260	18080
6NH8MU?020	3/4"	10	0.09	60-105	0.3340	26720
6NH8MU?022	7/8"	9	0.13	60-105	0.4620	36960
6NH8MU?025	1"	8	0.19	60-105	0.6060	48480
6NH8MU?028	1 1/8"	8	0.26	60-105	0.7900	63200
6NH8MU?032	1 1/4"	8	0.37	60-105	1.0000	80000
6NH8MU?035	1 3/8"	8	0.48	60-105	1.2330	98640
6NH8MU?038	1 1/2"	8	0.58	60-105	1.4920	119360
6NH8MU?040	1 5/8"	8	0.78	60-105	-	-
6NH8MU?045	1 3/4"	8	0.96	60-105	-	-
6NH8MU?048	1 7/8"	8	1.16	60-105	-	-
6NH8MU?050	2"	8	1.40	60-105	-	-

? = finish/coating codes; see page 4

Based on proof stress of 80,000 psi

**Gr 8M**  
**Metric**  
AISI 316 ASTM A194/  
A194M (AF=DIN934,  
HEIGHT=DIAMETER)



Product No.	Size	Thread (Pitch)	Nut Wgt (kg)	Hardness (HRB)	Stress Area (mm <sup>2</sup> )	Proof Load (kN)
6NH8MC?010	M10	1.50	0.01	60-105	58.0	31.9
6NH8MC?012	M12	1.75	0.02	60-105	84.3	46.4
6NH8MC?016	M16	2.00	0.04	60-105	157.0	86.4
6NH8MC?020	M20	2.50	0.08	60-105	245.0	134.8
6NH8MC?024	M24	3.00	0.14	60-105	353.0	194.2

? = finish/coating codes; see page 4

Based on proof stress of 550 MPa





HEAVY HEX NUTS

# GRADE 8MA & 8T

ASTM A194, A194M

WWW.AFINDUSTRIAL.COM



**Gr 8MA**  
**UNC & UN8**  
AISI 316 ASTM A194/A194M



Product No.	Size	Thread (TPI)	Nut Wgt (kg)	Hardness (HRB)
6NH8MAU?012	1/2"	13	0.03	60-90
6NH8MAU?016	5/8"	11	0.05	60-90
6NH8MAU?020	3/4"	10	0.09	60-90
6NH8MAU?022	7/8"	9	0.13	60-90
6NH8MAU?025	1"	8	0.19	60-90
6NH8MAU?028	1 1/8"	8	0.26	60-90
6NH8MAU?032	1 1/4"	8	0.37	60-90
6NH8MAU?035	1 3/8"	8	0.48	60-90
6NH8MAU?038	1 1/2"	8	0.58	60-90
6NH8MAU?040	1 5/8"	8	0.78	60-90
6NH8MAU?045	1 3/4"	8	0.96	60-90
6NH8MAU?048	1 7/8"	8	1.16	60-90
6NH8MAU?050	2"	8	1.40	60-90

? = finish/coating codes; see page 4

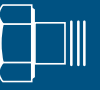
**Gr 8T**  
**UNC & UN8**  
AISI 321 ASTM A194/A194M



Product No.	Size	Thread (TPI)	Nut Wgt (kg)	Hardness (HRB)	Stress Area (inch <sup>2</sup> )	Proof Load (lbf)
6NH8TU?010	3/8"	16	0.01	60-105	0.0774	6200
6NH8TU?012	1/2"	13	0.03	60-105	0.1419	11350
6NH8TU?016	5/8"	11	0.05	60-105	0.2260	18080
6NH8TU?020	3/4"	10	0.09	60-105	0.3340	26720
6NH8TU?022	7/8"	9	0.13	60-105	0.4620	36960
6NH8TU?025	1"	8	0.19	60-105	0.6060	48480
6NH8TU?028	1 1/8"	8	0.26	60-105	0.7900	63200
6NH8TU?032	1 1/4"	8	0.37	60-105	1.0000	80000
6NH8TU?038	1 1/2"	8	0.58	60-105	1.4920	119360
6NH8TU?045	1 3/4"	8	0.96	60-105	-	-

? = finish/coating codes; see page 4

Based on proof stress of 80,000 psi

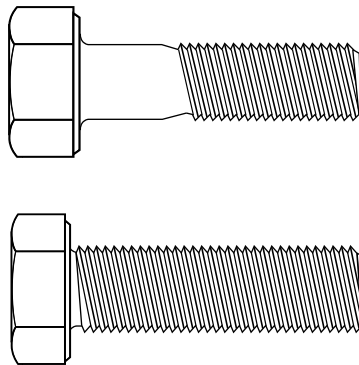


## B7 & B7M HEAVY HEX BOLTS ASTM A193 / A193M

For the specialised applications we can also make available grade B heavy hex bolts in B7 & B7M materials. These bolts and screws must have a tensile strength of 414 MPa (60 ksi) to 690 MPa (100 ksi) and are intended for use with cast iron flanged joints in piping systems.

Industrial fasteners are manufactured to specific international standards:

- ASTM A307 Grade B - Heavy Hex Bolts from 1/2" to 2-1/2" diameter
- ISO 4014 Grade A & B - Heavy Hex Bolt from M1.6 to M64 diameter
- ISO 4017 Grade A & B - Heavy Hex Screw from M1.6 to M64 diameter



*ASTM A307 Hex Bolts in various diameters. Xylan Blue coating.*

See over page for ASTM A307 dimensions.



HEAVY HEX BOLTS

# GRADE B7 & B7M

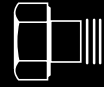
ASTM A193, A193M

WWW.AFINDUSTRIAL.COM



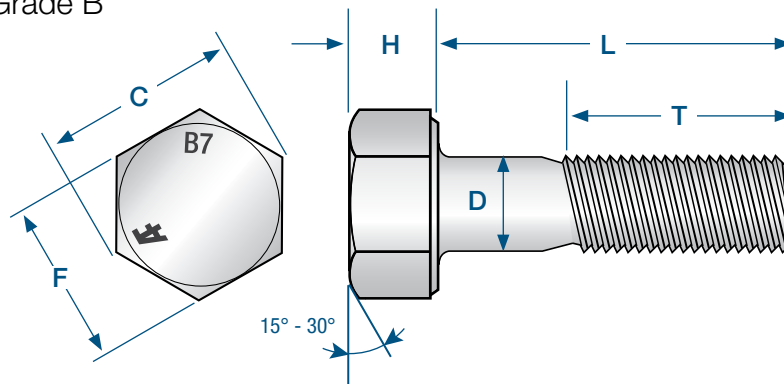
## DIMENSIONS

### ASTM A193 / A193M



GRADE B7 / B7M

ASTM A307 Grade B



	D Diameter		F Width Across Flats		C Width Across Corners		H Height		
	Max	Basic	Max	Min	Max	Min	Basic	Max	Min
1/2"	0.515	7/8	0.875	0.850	1.010	0.969	11/32	0.364	0.302
5/8"	0.642	1 1/16	1.062	1.031	1.227	1.175	27/64	0.444	0.378
3/4"	0.768	1 1/4	1.250	1.212	1.443	1.383	1/2	0.524	0.455
7/8"	0.895	1 7/16	1.438	1.394	1.660	1.589	37/64	0.604	0.531
1"	1.022	1 5/8	1.625	1.575	1.876	1.796	43/64	0.700	0.591
1 1/8"	1.149	1 13/16	1.812	1.756	2.093	2.002	3/4	0.780	0.658
1 1/4"	1.277	2	2.000	1.938	2.309	2.209	27/32	0.876	0.749
1 3/8"	1.404	2 3/16	2.188	2.119	2.526	2.416	29/32	0.940	0.810
1 1/2"	1.531	2 3/8	2.375	2.300	2.742	2.622	1	1.036	0.902
1 3/4"	1.785	2 3/4	2.750	2.662	3.175	3.035	1 5/32	1.196	1.054
2"	2.039	3 1/8	3.125	3.025	3.608	3.449	1 11/32	1.388	1.175
2 1/4"	2.305	3 1/2	3.500	3.388	4.041	3.862	1 1/2	1.548	1.327
2 1/2"	2.559	3 7/8	3.875	3.750	4.474	4.275	1 21/32	1.708	1.479

Dimensions per ASME B18.2.1 1996

All dimensions are shown in inches.

### Standard Thread Lengths

For bolt lengths ≤ 6" : Thread length = (diameter x 2) + 1/4"

eg; 1/2" Bolt: (1/2 x 2) + 1/4" = 1.25" thread length

For bolt lengths > 6" : Thread length = (diameter x 2) + 1/2"

eg; 1 1/4" Bolt: (1 1/4" x 2) + 1/2" = 3" thread length





[WWW.AFINDUSTRIAL.COM](http://WWW.AFINDUSTRIAL.COM)  
A division of Allfasteners.



# STUDBOLTS FOR OIL, GAS & PETROCHEMICAL INDUSTRIES





## IMPERIAL / METRIC EQUIVALENT VALUE (mm)

1/8"	M3	3.1750
-	M4	-
3/16"	M5	4.7625
1/4"	M6	6.3500
5/16"	M8	7.9375
3/8"	M10	9.5250
1/2"	M12	12.7000
9/16"	M14	14.2875
5/8"	M16	15.8750
-	M18	-
3/4"	M20	19.0500
7/8"	M22	22.2250
1"	M24	25.4001
1 1/8"	M27	28.5751
1 1/4"	M30	31.7501
1 3/8"	M33	34.9251
1 1/2"	M36	38.1001
1 5/8"	M39	41.2751
-	M42	-
1 3/4"	M45	44.4501
1 7/8"	M48	47.6251
2"	M52	50.8001
2 1/4"	M56	57.1501
-	M60	-
2 1/2"	M64	63.5001
2 3/4"	M72	69.8501
3"	M80	76.2002
3 1/4"	M-	82.5502
3 1/2"	M90	88.9002
3 3/4"	M-	95.2502
4"	M100	101.6002



see page 6 for Pitch Values



**B7 & L7**  
**UNC & UN8**

**6ft ALLTHREAD**  
B7 ASTM A193/A193M &  
L7 ASTM A320/A320M  
(SERVICE CONDITIONS MIN:  
-100°C MAX: 400°C)

Product No.	Size	6ft Wgt (kg)	Tensile Strength (MPa) min.		Yield Strength (MPa) min. 0.2% offset	
			B7	L7	B7	L7
6?TRUU06	1/4"	0.33	860	-	720	-
6?TRUU08	5/16	0.54	860	-	720	-
6?TRUU10	3/8"	0.81	860	860	720	725
6?TRUU11	7/16"	1.09	860	860	720	725
6?TRUU12	1/2"	1.46	860	860	720	725
6?TRUU14	9/16"	1.78	860	-	720	-
6?TRUU16	5/8"	2.31	860	860	720	725
6?TRUU20	3/4"	3.39	860	860	720	725
6?TRUU22	7/8"	4.64	860	860	720	725
6?TRUU25	1"	6.09	860	860	720	725
6?TRUU28	1 1/8"	7.85	860	860	720	725
6?TRUU32	1 1/4"	9.86	860	860	720	725
6?TRUU35	1 3/8"	12.09	860	-	720	-
6?TRUU38	1 1/2"	14.64	860	-	720	-
6?TRUU40	1 5/8"	17.21	860	-	720	-
6?TRUU45	1 3/4"	20.14	860	-	720	-
6?TRUU48	1 7/8"	23.26	860	-	720	-
6?TRUU50	2"	26.65	860	-	720	-
6?TRUU57	2 1/4"	34.07	860	-	720	-
6?TRUU65	2 1/2"	42.47	860	-	720	-
6?TRUU72	2 3/4"	51.65	795	-	655	-
6?TRUU75	3"	61.90	795	-	655	-
6?TRUU90	3 1/2"	84.97	795	-	655	-

Material Grade (?) : B7 or L7

**B7**  
**Metric**

**6ft ALLTHREAD**  
B7 ASTM A193/A193M  
(SERVICE CONDITIONS MIN:  
-100°C MAX: 400°C)

Product No.	Size	6ft Wgt (kg)	Tensile Strength (MPa) min.	Yield Strength (MPa) min. 0.2% offset
6B7TRCU10	M10	0.89	860	720
6B7TRCU12	M12	1.29	860	720
6B7TRCU16	M16	2.40	860	720
6B7TRCU20	M20	3.76	860	720
6B7TRCU22	M22	4.62	860	720
6B7TRCU24	M24	5.43	860	720
6B7TRCU27	M27	7.01	860	720
6B7TRCU30	M30	8.60	860	720
6B7TRCU33	M33	10.43	860	720
6B7TRCU36	M36	12.50	860	720
6B7TRCU39	M39	14.85	860	720
6B7TRCU42	M42	17.10	860	720
6B7TRCU48	M48	22.45	860	720



6FT ALLTHREAD

# L7M & B16

ASTM A193, A193M

WWW.AFINDUSTRIAL.COM



**L7M**  
**UNC**

**6ft ALLTHREAD**  
L7M ASTM A320/A320M



Product No.	Size	6ft Wgt (kg)	Tensile Strength (MPa) min.	Yield Strength (MPa) min. 0.2% offset	Hardness (HRB)
6L7MTRUU012	1/2"	1.46	690	550	99
6L7MTRUU016	5/8"	2.31	690	550	99
6L7MTRUU020	3/4"	3.39	690	550	99
6L7MTRUU022	7/8"	4.64	690	550	99
6L7MTRUU025	1"	6.09	690	550	99

**B16**  
**UNC & UN8**

**6ft ALLTHREAD**  
ASTM A193/A193M (SERVICE CONDITIONS MIN: 0°C MAX: 520°C)



Product No.	Size	6ft Wgt (kg)	Tensile Strength (MPa) min.	Yield Strength (MPa) min. 0.2% offset
6B16TRUU10	3/8"	0.81	860	725
6B16TRUU11	7/16"	1.09	860	725
6B16TRUU12	1/2"	1.46	860	725
6B16TRUU16	5/8"	2.31	860	725
6B16TRUU20	3/4"	3.39	860	725
6B16TRUU22	7/8"	4.64	860	725
6B16TRUU25	1"	6.09	860	725
6B16TRUU28	1 1/8"	7.85	860	725
6B16TRUU32	1 1/4"	9.86	860	725
6B16TRUU35	1 3/8"	12.09	860	725
6B16TRUU35	1 1/2"	14.64	860	725
6B16TRUU40	1 5/8"	17.21	860	725
6B16TRUU45	1 3/4"	20.14	860	725
6B16TRUU48	1 7/8"	23.36	860	725
6B16TRUU50	2"	26.65	860	725
6B16TRUU65	2 1/2"	42.47	860	725
6B16TRUU75	3"	61.90	860	725
6B16TRUU90	3 1/2"	84.97	860	725



**B16**  
**Metric**

**6ft ALLTHREAD**  
ASTM A193/A193M (SERVICE  
CONDITIONS MIN: 0°C MAX:  
520°C)

Product No.	Size	6ft Wgt (kg)	Tensile Strength (MPa) min.	Yield Strength (MPa) min. 0.2% offset
6B16TRCU12	M12	1.57	860	725
6B16TRCU16	M16	2.60	860	725
6B16TRCU20	M20	3.71	860	725
6B16TRCU22	M22	5.09	860	725
6B16TRCU24	M24	6.69	860	725
6B16TRCU30	M30	13.78	860	725

**B6**  
**UNC & UN8**

**6ft ALLTHREAD**  
ASTM A193/A193M (SERVICE  
CONDITIONS MIN: 0°C MAX:  
500°C)

Product No.	Size	6ft Wgt (kg)	Tensile Strength (MPa) min.	Yield Strength (MPa) min. 0.2% offset
6B6TRUU10	3/8"	0.81	760	585
6B6TRUU12	1/2"	1.46	760	585
6B6TRUU16	5/8"	2.31	760	585
6B6TRUU20	3/4"	3.39	760	585
6B6TRUU22	7/8"	4.64	760	585
6B6TRUU25	1"	6.09	760	585
6B6TRUU28	1 1/8"	7.85	760	585
6B6TRUU32	1 1/4"	9.86	760	585
6B6TRUU38	1 1/2"	14.64	760	585



6FT ALLTHREAD

# B8 & B8M, CLASS 1 & 2

ASTM A193, A193M

WWW.AFINDUSTRIAL.COM



## B8 Class 1 & 2 UNC & UN8

6ft ALLTHREAD  
CLASS 1 & CLASS 2 ASTM  
A193 / A193M (SERVICE  
CONDITIONS MIN: -250°C  
MAX: 575°C)



Product No.	Size	6ft Wgt (kg)	Tensile Strength (MPa) min.		Yield Strength (MPa) min. 0.2% offset	
			Class 1	Class 2	Class 1	Class2
6?TRUU10	3/8"	0.81	515	-	205	-
6?TRUU12	1/2"	1.46	515	860	205	690
6?TRUU16	5/8"	2.31	515	860	205	690
6?TRUU20	3/4"	3.39	515	860	205	690
6?TRUU22	7/8"	4.64	515	795	205	550
6?TRUU25	1"	6.09	515	795	205	550
6?TRUU28	1 1/8"	7.85	515	725	205	450
6?TRUU32	1 1/4"	9.86	515	725	205	450

Material Grade (?) : B8 = Class 1 or  
B82 = Class 2

## B8M Class 1 & 2 UNC & UN8

6ft ALLTHREAD  
CLASS 1 & CLASS 2 ASTM  
A193 / A193M (SERVICE  
CONDITIONS MIN: -250°C  
MAX: 600°C)



Product No.	Size	6ft Wgt (kg)	Tensile Strength (MPa) min.		Yield Strength (MPa) min. 0.2% offset	
			Class 1	Class 2	Class 1	Class2
6?TRUU10	3/8"	0.81	515	-	205	-
6?TRUU11	7/16"	1.09	-	760	-	655
6?TRUU12	1/2"	1.46	515	760	205	655
6?TRUU14	9/16"	1.78	-	760	-	655
6?TRUU16	5/8"	2.31	515	760	205	655
6?TRUU20	3/4"	3.39	515	760	205	655
6?TRUU22	7/8"	4.64	515	760	205	655
6?TRUU25	1"	6.09	515	690	205	550
6?TRUU28	1 1/8"	7.85	515	655	205	450
6?TRUU32	1 1/4"	9.86	515	655	205	450
6?TRUU35	1 3/8"	12.09	515	-	205	-
6?TRUU38	1 1/2"	15.38	515	620	205	345
6?TRUU40	1 5/8"	17.21	515	-	205	-
6?TRUU45	1 3/4"	20.14	515	-	205	-
6?TRUU48	1 7/8"	23.26	515	-	205	-

Material Grade (?) : B8M = Class 1 or  
B8M2 = Class 2





**B8T Class 1 & 2**  
**UNC & UN8**

**6ft ALLTHREAD**  
ASTM A193 / A193M (SER-  
VICE CONDITIONS MIN:  
-250°C MAX: 575°C)



Product No.	Size	6ft Wgt (kg)	Tensile Strength (MPa) min.	Yield Strength (MPa) min. 0.2% offset
6?TRUU12	1/2"	0.79	515	205
6?TRUU16	5/8"	1.30	515	205
6?TRUU20	3/4"	1.86	515	205
6?TRUU22	7/8"	2.55	515	205
6?TRUU25	1"	3.35	515	205
6?TRUU28	1 1/8"	5.70	515	205
6?TRUU32	1 1/4"	6.90	515	205
6?TRUU38	1 1/2"	8.00	515	205

Material Grade (?) : B8T = Class 1 or  
B8T2 = Class 2





# TECHNICAL STUD BOLTS

FERRITIC STEEL

WWW.AFINDUSTRIAL.COM



## CHEMICAL & MECHANICAL PROPERTIES HIGH TENSILE BOLTS



### FERRITIC STEEL

GRADE	B5	B6	B7	B16
<b>Material Specifications</b>	AISI 4140	AISI Type 410	Chromium-Molybdenum	Chromium-Molybdenum-Vanadium
<b>Material Service Conditions*</b>	-	min: 0°C max: 500°C	min: -100°C max: 400°C	min: 0°C max: 520°C

### CHEMICAL COMPOSITION

	B5	B6	B7	B16
<b>Carbon</b>	0.10 min	0.08-0.15	0.37-0.49	0.36-0.47
<b>Manganese, max</b>	1.00	1.00	0.65-1.10	0.45-0.70
<b>Phosphorus, max</b>	0.040	0.040	0.035	0.035
<b>Sulfur, max</b>	0.030	0.030	0.040	0.040
<b>Silicon</b>	1.00 max	1.00 max	0.15-0.35	0.15-0.35
<b>Chromium</b>	4.0-6.0	11.5-13.5	0.75-1.20	0.80-1.15
<b>Molybdenum</b>	0.40-0.65	-	0.15-0.25	0.50-0.65
<b>Vanadium</b>	-	-	-	0.25-0.35
<b>Aluminum, max %</b>	-	-	-	0.015

### MECHANICAL COMPOSITION

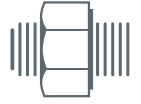
	B5	B6	B7	B16		
<b>Diameter, inches</b>	< 4" incl.	< 4" incl.	< 2 1/2" incl.	> 2 1/2" to 4"	< 2 1/2" incl.	> 2 1/2" to 4"
<b>Tensile Strength, min, MPa</b>	690	760	860	795	860	760
<b>Yield Strength, min 0.2% offset, MPa</b>	550	585	720	655	725	655
<b>Elongation in 4D, min %</b>	16	15	16	16	18	17
<b>Reduction of Area, min %</b>	50	50	50	50	50	45
<b>Brinell Hardness, max</b>	-	-	321 HBW or 35HRC	321 HBW or 35HRC	321 HBW or 35HRC	321 HBW or 35HRC

HBW: Brinell Hardness (Number) HRC: Rockwell Hardness C Scale, min HRB: Rockwell Hardness B Scale, min

\*actual metal temperatures



# CHEMICAL & MECHANICAL PROPERTIES HIGH TENSILE BOLTS



## AUSTENITIC STEELS, CLASS 1 & 2

GRADE	B8 Class 1 & Class 2	B8M Class 1 & Class 2
Material Specifications	AISI Type 304	AISI Type 316
Material Service Conditions*	min: -250°C max: 575°C (Class 1) max: 600°C (Class 2)	

## CHEMICAL COMPOSITION

	B8 Class 1 & Class 2	B8M Class 1 & Class 2
Carbon, max	0.08	0.08
Manganese, max	2.00	2.00
Phosphorus, max	0.045	0.045
Sulfur, max	0.030	0.030
Silicon, max	1.00	1.00
Chromium	18.0-20.0	16.0-18.0
Nickel	8.0-11.0	10.0-14.0
Molybdenum	-	2.00-3.00

## MECHANICAL COMPOSITION

	B8 Class 1		B8 Class 2		
	all diametres	< 3/4" incl.	> 3/4" to 1"	> 1" to 1-1/4"	> 1-1/4" to 1-1/2"
Tensile Strength, min, MPa	515	860	795	725	690
Yield Strength, min 0.2% offset, MPa	205	690	550	450	345
Elongation in 4D, min %	30	12	15	20	28
Reduction of Area, min %	50	35	35	35	45
Brinell Hardness, max	223 HBW or 96 HRB	321 HBW or 35HRC	321 HBW or 35HRC	321 HBW or 35HRC	321 HBW or 35HRC

	B8M Class 1		B8M Class 2		
	all diametres	< 3/4"	> 3/4" to 1"	> 1" to 1-1/4"	> 1-1/4" to 1-1/2"
Tensile Strength, min, MPa	515	760	690	655	620
Yield Strength, min 0.2% offset, MPa	205	655	550	450	345
Elongation in 4D, min %	30	15	20	25	30
Reduction of Area, min %	50	45	45	45	45
Brinell Hardness, max	223 HBW or 96 HRB	321 HBW or 35HRC	321 HBW or 35HRC	321 HBW or 35HRC	321 HBW or 35HRC

HBW: Brinell Hardness (Number) HRC: Rockwell Hardness C Scale, min HRB: Rockwell Hardness B Scale, min

\*actual metal temperatures



TECHNICAL  
**HEX NUTS**

FERRITIC STEEL

WWW.AFINDUSTRIAL.COM



## CHEMICAL & MECHANICAL PROPERTIES HEAVY HEX NUTS



FERRITIC STEEL

	2H & 2HM	4	3	6	7 & 7M
<b>Material Specifications</b>	carbon	carbon, molybdenum	Type 501	Type 410	Type 4140 / 4142 / 4145
<b>Material Service Conditions*</b>	min: 0°C max: 450°C	min: -100°C max: 520°C	-	min: 0°C max: 575°C	min: -100°C max: 565°C

### CHEMICAL COMPOSITION

	2H & 2HM	4	3	6	7 & 7M
<b>Carbon %</b>	0.40 min	0.40-0.50	0.10 min	0.15	0.37-0.49
<b>Manganese, max %</b>	1.00	0.70-0.90	1.00	1.00	0.65-1.10
<b>Phosphorus, %</b>	0.040	0.035	0.040	0.040	0.035
<b>Sulfur, %</b>	0.050	0.040	0.030	0.030	0.04
<b>Silicon, %</b>	0.40	0.15-0.35	1.00	1.00	0.15-0.35
<b>Chromium %</b>	-	-	4.0-6.0	11.5-13.5	0.75-1.20
<b>Nickel, %</b>	-	-	-	-	-
<b>Molybdenum, %</b>	-	0.20-0.30	0.40-0.65	-	0.15-0.25

### MECHANICAL COMPOSITION

	2H up to 1 1/2" or M36 incl.	2H over 1 1/2" or M36	2HM & 7M	3, 4, 7	6
<b>Brinell Hardness</b>	248-327	212-327	159-235	248-327	228-271
<b>Sample Nut after Treatment*</b>	179HB, 89HRB	147HB, 79HRB	159HB, 84HRB	201HR, 94HRB	-

\*HB: Brinell Hardness, min. HRB: Rockwell Hardness B Scale, min.

\*actual metal temperatures



# CHEMICAL & MECHANICAL PROPERTIES HEAVY HEX NUTS



## AUSTENITIC STEEL

	8	8C	8M & 8MA	8T
<b>Material Specifications</b>	Type 304	Type 347	Type 316	Type 321
<b>Material Service Conditions*</b>	min: -250°C max: 575°C	-	min: -250°C max: 600°C	min: -250°C max: 575°C

## CHEMICAL COMPOSITION

	8	8C	8M & 8MA	8T
<b>Carbon %</b>	0.08	0.08	0.08	0.08
<b>Manganese, max %</b>	2.00	2.00	2.00	2.00
<b>Phosphorus, %</b>	0.045	0.045	0.045	0.045
<b>Sulfur, %</b>	0.030	0.030	0.030	0.030
<b>Silicon, %</b>	1.00	1.00	1.00	1.00
<b>Chromium %</b>	18.0-20.0	17.0-19.0	16.0-18.0	17.0-19.0
<b>Nickel, %</b>	8.0-11.0	9.0-12.0	10.0-14.0	9.0-12.0
<b>Molybdenum, %</b>	-	-	2.00-3.00	-
<b>Titanium, %</b>	-	-	-	5x carbon content min, 0.70 max
<b>Columbium &amp; Tantalum, %</b>	-	10x carbon content, min	-	-
<b>Nitrogen, %</b>	-	-	-	0.10

## MECHANICAL COMPOSITION

	8, 8C, 8M, 8T	8MA
<b>Brinell Hardness (HB)</b>	126-300	126-300
<b>Sample Nut after Treatment*</b>	-	-

\*HB: Brinell Hardness, min. HRB: Rockwell Hardness B Scale, min.

\*actual metal temperatures



# UNIT CONVERSIONS

Unit	Convert to	Multiply by
<b>Length &amp; Mass</b>		
Inch (")	Millimetre (mm)	25.4
Ounce (oz.)	Gram (g)	28.3495
Pound (lb)	Kilogram (kg)	0.4536
Metric Tonne (t = 1,000kg)	Pound (lb)	2,204.60
Imperial Long Ton (ton = 1,016kg)	Pound (lb)	2,240
<b>Pressure &amp; Force</b>		
Pounds per inch <sup>2</sup> (psi)	Mega Pascal (MPa)	0.00689
Kilopound per inch <sup>2</sup> (ksi)	Mega Pascal (MPa)	6.89
Kilopound per inch <sup>2</sup> (ksi)	Pounds per inch <sup>2</sup> (psi)	1000
Mega Pascal (MPa)	Pounds per inch <sup>2</sup> (psi)	145
Pounds per inch <sup>2</sup> (psi)	Kg/mm <sup>2</sup>	0.000703
Kg/mm <sup>2</sup>	Pounds per inch <sup>2</sup> (psi)	1422.5
Pound Force / inch <sup>2</sup> (psi)	Ton Force / inch <sup>2</sup> (Tsi)	0.000446
Ton Force / inch <sup>2</sup> (Tsi)	Pounds per inch <sup>2</sup> (psi)	2240
Ton Force (Tonf)	Pounds Force (lbf)	2240
Pounds Force (lbf)	Kilo Newton (kN)	0.00445
Kilo Newton (kN)	Pounds Force (lbf)	224.8
<b>Torque</b>		
Pound Force Foot (lbf.ft)	Newton Metre (Nm)	1.35582
Newton Metre (Nm)	Pound Force Foot (lbf.ft)	0.737562
Pound Force Inch (lbf.in)	Newton Metre (Nm)	0.113
Newton Metre (Nm)	Pound Force Inch (lbf.in)	8.851

**Coated Studbolts**

- Xylan Green
- Xylan Blue
- Zinc Plated
- see page 3





**[enquire@afindustrial.com](mailto:enquire@afindustrial.com)**

Call +6 1 3 8335 0001

36 Butler Way Tullamarine VIC 3043  
PO Box 1025 Tullamarine VIC 3043

**MELBOURNE - Head Office & Distribution Centre**

78 - 84 Logistics Street, Keilor Park VIC 3042

**SYDNEY**

**ADELAIDE**

**ALLFASTENERS USA**

CLEVELAND

NEW YORK

LOS ANGELES

NEBRASKA

TEXAS

**ALLFASTENERS**  
.COM.AU 

AF INDUSTRIAL is a division of Allfasteners Pty Ltd