

SYSTEMS
ANALYSIS
& DESIGN



TENTH EDITION

SYSTEMS ANALYSIS & DESIGN

Kenneth E. Kendall

RUTGERS UNIVERSITY
School of Business–Camden
Camden, New Jersey

Julie E. Kendall

RUTGERS UNIVERSITY
School of Business–Camden
Camden, New Jersey

 **Pearson**

330 Hudson Street, NY NY 10013

Vice President, IT & Careers: Andrew Gilfillan
Senior Portfolio Manager: Samantha Lewis
Managing Producer: Laura Burgess
Associate Content Producer: Stephany Harrington
Portfolio Management Assistant: Madeline Houpt
Director of Product Marketing: Brad Parkins
Product Marketing Manager: Heather Taylor
Product Marketing Assistant: Jesika Bethea
Field Marketing Manager: Molly Schmidt
Field Marketing Assistant: Kelli Fisher
Cover Image: Pedro Fuller

Vice President, Product Model Management: Jason Fournier
Senior Product Model Manager: Eric Hakanson
Lead, Production and Digital Studio: Heather Darby
Digital Studio Course Producer: Jaimie Noy
Program Monitor: Freddie Domini, SPi Global
Full-Service Project Management:
Neha Bhargava, Cenveo® Publisher Services
Composition: Cenveo Publisher Services
Printer/Binder: LSC Communications
Cover Printer: Phoenix Color
Text Font: Times LT Pro

Credits and acknowledgments borrowed from other sources and reproduced, with permission, in this textbook appear on the appropriate page within text.

Microsoft and/or its respective suppliers make no representations about the suitability of the information contained in the documents and related graphics published as part of the services for any purpose. All such documents and related graphics are provided “as is” without warranty of any kind. Microsoft and/or its respective suppliers hereby disclaim all warranties and conditions with regard to this information, including all warranties and conditions of merchantability, whether express, implied or statutory, fitness for a particular purpose, title and non-infringement. In no event shall Microsoft and/or its respective suppliers be liable for any special, indirect or consequential damages or any damages whatsoever resulting from loss of use, data or profits, whether in an action of contract, negligence or other tortious action, arising out of or in connection with the use or performance of information available from the services.

The documents and related graphics contained herein could include technical inaccuracies or typographical errors. Changes are periodically added to the information herein. Microsoft and/or its respective suppliers may make improvements and/or changes in the product(s) and/or the program(s) described herein at any time. Partial screen shots may be viewed in full within the software version specified.

Microsoft® and Windows® are registered trademarks of the Microsoft Corporation in the U.S.A. and other countries. This book is not sponsored or endorsed by or affiliated with the Microsoft Corporation.

Copyright © 2019, 2014, 2011, 2008 by Pearson Education, Inc., 221 River Street, Hoboken, NJ 07030. All rights reserved. Manufactured in the United States of America. This publication is protected by Copyright, and permission should be obtained from the publisher prior to any prohibited reproduction, storage in a retrieval system, or transmission in any form or by any means, electronic, mechanical, photocopying, recording, or likewise. To obtain permission(s) to use material from this work, please submit a written request to Pearson Education, Inc., Permissions Department, 221 River Street, Hoboken, New Jersey 07030.

Many of the designations by manufacturers and sellers to distinguish their products are claimed as trademarks. Where those designations appear in this book, and the publisher was aware of a trademark claim, the designations have been printed in initial caps or all caps.

Library of Congress Cataloging-in-Publication Data

Names: Kendall, Kenneth E., 1948– author. | Kendall, Julie E., 1952– author.
Title: Systems analysis and design / Kenneth E. Kendall, Rutgers University,
School of Business—Camden, Camden, New Jersey, Julie E. Kendall, Rutgers
University, School of Business—Camden, Camden, New Jersey.
Description: Tenth edition. | Boston : Pearson, [2018] | Includes
bibliographical references and index.
Identifiers: LCCN 2017048587 | ISBN 9780134785554 (alk. paper) | ISBN
013478555X (alk. paper)
Subjects: LCSH: System design. | System analysis. | Systems programming
(Computer science)
Classification: LCC QA76.9.S88 K45 2018 | DDC 003—dc23 LC record available at
<https://lccn.loc.gov/2017048587>

10 9 8 7 6 5 4 3 2 1



ISBN 10: 0-13-478555-X
ISBN 13: 978-0-13-478555-4

*To the memory of Julia A. Kendall and Edward J. Kendall,
whose lifelong example of working
together will inspire us forever.*



Arco Iris de Colores (Rainbow Colors) by *Pedro Fuller*

BRIEF CONTENTS

PART I SYSTEMS ANALYSIS FUNDAMENTALS

- 1 SYSTEMS, ROLES, AND DEVELOPMENT METHODOLOGIES 1
- 2 UNDERSTANDING AND MODELING ORGANIZATIONAL SYSTEMS 19
- 3 PROJECT MANAGEMENT 48

PART II INFORMATION REQUIREMENTS ANALYSIS

- 4 INFORMATION GATHERING: INTERACTIVE METHODS 103
- 5 INFORMATION GATHERING: UNOBTRUSIVE METHODS 132
- 6 AGILE MODELING, PROTOTYPING, AND SCRUM 155

PART III THE ANALYSIS PROCESS

- 7 USING DATA FLOW DIAGRAMS 187
- 8 ANALYZING SYSTEMS USING DATA DICTIONARIES 217
- 9 PROCESS SPECIFICATIONS AND STRUCTURED DECISIONS 241
- 10 OBJECT-ORIENTED SYSTEMS ANALYSIS AND DESIGN USING UML 261

PART IV THE ESSENTIALS OF DESIGN

- 11 DESIGNING EFFECTIVE OUTPUT 301
- 12 DESIGNING EFFECTIVE INPUT 343
- 13 DESIGNING DATABASES 371
- 14 HUMAN-COMPUTER INTERACTION AND UX DESIGN 410

PART V QUALITY ASSURANCE AND IMPLEMENTATION

- 15 DESIGNING ACCURATE DATA ENTRY PROCEDURES 447
- 16 QUALITY ASSURANCE AND IMPLEMENTATION 474

GLOSSARY 515

ACRONYMS 523

INDEX 525

CONTENTS

PART I SYSTEMS ANALYSIS FUNDAMENTALS 1

1 SYSTEMS, ROLES, AND DEVELOPMENT METHODOLOGIES 1

Need for Systems Analysis and Design 2

Roles of a Systems Analyst 2

Systems Analyst as Consultant 2

CONSULTING OPPORTUNITY 1.1 Healthy Hiring: Ecommerce Help Wanted 3

Systems Analyst as Supporting Expert 3 / Systems Analyst as Agent of Change 3 /
Qualities of a Systems Analyst 4

The Systems Development Life Cycle 4

Identifying Problems, Opportunities, and Objectives 5 / Determining Human
Information Requirements 5 / Analyzing System Needs 6

MAC APPEAL 6

Designing the Recommended System 7 / Developing and Documenting Software 7 /
Testing and Maintaining the System 7 / Implementing and Evaluating the System 7 /
The Impact of Maintenance 8 / Using CASE Tools 9

The Agile Approach 10

Exploration 11 / Planning 11 / Iterations to the First Release 12 / Productionizing 12 /
Maintenance 12

Object-Oriented Systems Analysis and Design 12

Object-Oriented Similarities to SDLC 12

Choosing Which Systems Development Method to Use 14

Developing Open Source Software 15

Why Organizations Participate in Open Source Communities 15 / The Role of the Analyst
in Open Source Software 15

HYPERCASE EXPERIENCE 1 16

SUMMARY 16

KEYWORDS AND PHRASES 17

REVIEW QUESTIONS 17

SELECTED BIBLIOGRAPHY 18

2 UNDERSTANDING AND MODELING ORGANIZATIONAL SYSTEMS 19

Organizations as Systems 20

Interrelatedness and Interdependence of Systems 20

CONSULTING OPPORTUNITY 2.1 The E in Vitamin E Stands for Ecommerce 21

Virtual Organizations and Virtual Teams 21 / Taking a Systems Perspective 22 /
Enterprise Systems: Viewing the Organization as a System 22

Depicting Systems Graphically 24

Systems and the Context-Level Data Flow Diagram 24 / Systems and the
Entity-Relationship Model 25

Use Case Modeling 30

MAC APPEAL 31

Use Case Symbols 32 / Use Case Relationships 32 / Developing System Scope 33 /
Developing Use Case Diagrams 34 / Developing Use Case Scenarios 34 /
Use Case Levels 34 / Creating Use Case Descriptions 38 / Why Use Case
Diagrams Are Helpful 39

Levels of Management 39

CONSULTING OPPORTUNITY 2.2 Where There's Carbon, There's a Copy 40

Implications for Information Systems Development 40

CONSULTING OPPORTUNITY 2.3 Pyramid Power 41

Collaborative Design 41

Organizational Culture 42

Technology's Impact on Culture 42

HYPERCASE EXPERIENCE 2 43

SUMMARY 44

KEYWORDS AND PHRASES 44

REVIEW QUESTIONS 44

PROBLEMS 45

GROUP PROJECTS 46

SELECTED BIBLIOGRAPHY 47

3 PROJECT MANAGEMENT 48

Project Initiation 49

Problems in an Organization 49 / Defining the Problem 49

CONSULTING OPPORTUNITY 3.1 The Sweetest Sound I've Ever Sipped 50

Selection of Projects 53

Determining Feasibility 54

Determining Whether It Is Possible 54 / Estimating Workloads 55

Ascertaining Hardware and Software Needs 56

Inventorying Computer Hardware 56 / Evaluating Computer Hardware for Purchase 58 /
Renting Time and Space in the Cloud 58 / Evaluation of Vendor Support for Computer
Hardware 60 / Understanding the Bring Your Own Device (BYOD) Option 60 / Creating
Custom Software 61

CONSULTING OPPORTUNITY 3.2 Veni, Vidi, Vendi, or, "I Came, I Saw, I Sold" 62

Purchasing COTS Software 62 / Using the Services of a SaaS Provider 63 / Evaluation of
Vendor Support for Software and SaaS 64

Identifying, Forecasting, and Comparing Costs and Benefits 65

Forecasting 65 / Identifying Benefits and Costs 65

CONSULTING OPPORTUNITY 3.3 We're Off to See the Wizards 66

Comparing Costs and Benefits 67

Managing Time and Activities 68

The Work Breakdown Structure 68 / Time Estimation Techniques 69

CONSULTING OPPORTUNITY 3.4 Food for Thought 71

Project Scheduling 71

Using Gantt Charts for Project Scheduling 72 / Using PERT Diagrams 73

Controlling a Project 76

Estimating Costs and Preparing the Budget 76

MAC APPEAL 77

Managing Risk 78 / Managing Time Using Expediting 79 / Controlling Costs Using Earned Value Management 81

Managing the Project Team 84

Assembling a Team 84 / Communication Strategies for Managing Teams 84

HYPERCASE EXPERIENCE 3.1 85

Setting Project Productivity Goals 86 / Motivating Project Team Members 86 / Managing Ecommerce Projects 86 / Creating a Project Charter 87

The Systems Proposal 87

What to Include in a Systems Proposal 87

CONSULTING OPPORTUNITY 3.5 Goal Tending 88

Using Figures for Effective Communication 89

HYPERCASE EXPERIENCE 3.2 92

SUMMARY 92

KEYWORDS AND PHRASES 94

REVIEW QUESTIONS 94

PROBLEMS 95

GROUP PROJECTS 100

SELECTED BIBLIOGRAPHY 100

PART II INFORMATION REQUIREMENTS ANALYSIS 103**4 INFORMATION GATHERING: INTERACTIVE METHODS 103****Interviewing 104**

Five Steps in Interview Preparation 104 / Question Types 105 / Arranging Questions in a Logical Sequence 107

CONSULTING OPPORTUNITY 4.1 Strengthening Your Question Types 108

Writing the Interview Report 110

Listening to Stories 110**CONSULTING OPPORTUNITY 4.2 Skimming the Surface 111**

Stories Are Made Up of Elements 111 / Reasons for Telling Stories 113

Joint Application Design 113

Conditions That Support the Use of JAD 114 / Who Is Involved? 114 / Where to Hold JAD Meetings 114

HYPERCASE EXPERIENCE 4.1 115

Accomplishing a Structured Analysis of Project Activities 115 / Potential Benefits of Using JAD in Place of Traditional Interviewing 116 / Potential Drawbacks of Using JAD 116

Using Questionnaires 116**CONSULTING OPPORTUNITY 4.3 A Systems Analyst, I Presume? 117**

Planning for the Use of Questionnaires 117 / Writing Questions 117

CONSULTING OPPORTUNITY 4.4 The Unbearable Questionnaire 121

Designing Questionnaires 122 / Administering Questionnaires 123

CONSULTING OPPORTUNITY 4.5 Order in the Courts 124

HYPERCASE EXPERIENCE 4.2 125

- SUMMARY 125
- KEYWORDS AND PHRASES 126
- REVIEW QUESTIONS 127
- PROBLEMS 127
- GROUP PROJECTS 130
- SELECTED BIBLIOGRAPHY 131

5 INFORMATION GATHERING: UNOBTRUSIVE METHODS 132

Sampling 133

The Need for Sampling 133 / Sampling Design 133 / The Sample Size Decision 135

CONSULTING OPPORTUNITY 5.1 Trapping a Sample 136

Analyzing Quantitative Documents 137

Systematically Examining Qualitative Documents 137

CONSULTING OPPORTUNITY 5.2 A Rose by Any Other Name . . . Or Quality, Not Quantities 138

Analyzing Qualitative Documents 141

Systematically Examining Qualitative Documents 141

HYPERCASE EXPERIENCE 5.1 142

Using Text Analytics 143

Observing a Decision Maker's Behavior 144

Observing a Typical Manager's Decision-Making Activities 145

Observing the Physical Environment 146

Structured Observation of the Environment (STROBE) 146

MAC APPEAL 148

Applying STROBE 148

SUMMARY 149

HYPERCASE EXPERIENCE 5.2 150

- KEYWORDS AND PHRASES 151
- REVIEW QUESTIONS 151
- PROBLEMS 151
- GROUP PROJECTS 153
- SELECTED BIBLIOGRAPHY 153

6 AGILE MODELING, PROTOTYPING, AND SCRUM 155

Prototyping 156

Kinds of Prototypes 156

CONSULTING OPPORTUNITY 6.1 Is Prototyping King? 157

The Users' Role in Prototyping 158

Agile Modeling 158

Values and Principles of Agile Modeling 158

CONSULTING OPPORTUNITY 6.2 Clearing the Way for Customer Links 160

Activities, Resources, and Practices of Agile Modeling 161 / The Agile Development Process 165

CONSULTING OPPORTUNITY 6.3 To Hatch a Fish 166**Scrum 167****CONSULTING OPPORTUNITY 6.4 This Prototype Is All Wet 168**

Roles Played in Scrum 168 / The Product Backlog 169 / The Sprint Cycle 169 /
Other Unique Scrum Features 170 / Kanban 172 / Scrum Advantages and
Disadvantages 173

DevOps: A Cultural Shift for App Development 174**Comparing Agile Modeling and Structured Methods 175**

Lessons Learned from Agile Modeling 175 / Improving Efficiency in Knowledge
Work: SDLC versus Agile 176

MAC APPEAL 178

Risks Inherent in Organizational Innovation 180

HYPERCASE EXPERIENCE 6 182

SUMMARY 182
KEYWORDS AND PHRASES 183
REVIEW QUESTIONS 183
PROBLEMS 184
GROUP PROJECTS 185
SELECTED BIBLIOGRAPHY 186

PART III THE ANALYSIS PROCESS 187**7 USING DATA FLOW DIAGRAMS 187****The Data Flow Approach to Human Requirements Determination 188**

Conventions Used in Data Flow Diagrams 188

Developing Data Flow Diagrams 189

Creating the Context Diagram 189 / Drawing Diagram 0 (The Next Level) 190 /
Creating Child Diagrams (More Detailed Levels) 192 / Checking Diagrams for Errors 192

Logical and Physical Data Flow Diagrams 194

Developing Logical Data Flow Diagrams 197 / Developing Physical Data Flow
Diagrams 198 / Partitioning Data Flow Diagrams 200

A Data Flow Diagram Example 202

Developing the List of Business Activities 203 / Creating a Context-Level Data Flow
Diagram 203 / Drawing Diagram 0 203 / Creating a Child Diagram 204 / Creating a
Physical Data Flow Diagram from the Logical DFD 204 / Partitioning the Physical
DFD 206

Partitioning Websites 208**Communicating Using Data Flow Diagrams 209****CONSULTING OPPORTUNITY 7.1 There's No Business Like Flow Business 211****HYPERCASE EXPERIENCE 7 212**

SUMMARY 212
KEYWORDS AND PHRASES 213
REVIEW QUESTIONS 213
PROBLEMS 214
GROUP PROJECTS 215
SELECTED BIBLIOGRAPHY 216

8 ANALYZING SYSTEMS USING DATA DICTIONARIES 217**The Data Dictionary 218**

Need for Understanding the Data Dictionary 218

The Data Repository 218

Defining the Data Flows 219 / Describing Data Structures 221 / Logical and Physical Data Structures 221 / Data Elements 223 / Data Stores 226

Creating a Data Dictionary 227

Analyzing Input and Output 227 / Developing Data Stores 228

CONSULTING OPPORTUNITY 8.1 Want to Make It Big in the Theatre? Improve Your Diction(ary)! 229**Using a Data Dictionary 230**

Using Data Dictionaries to Create XML 232 / XML Document Type Definitions 234 / XML Schemas 235

HYPERCASE EXPERIENCE 8 236

SUMMARY 236

KEYWORDS AND PHRASES 237

REVIEW QUESTIONS 237

PROBLEMS 238

GROUP PROJECTS 240

SELECTED BIBLIOGRAPHY 240

9 PROCESS SPECIFICATIONS AND STRUCTURED DECISIONS 241**CONSULTING OPPORTUNITY 9.1 Kit Chen Kaboodle, Inc. 242****Overview of Process Specifications 242**

Process Specification Format 243

Structured English 244

Writing Structured English 244

CONSULTING OPPORTUNITY 9.2 Kneading Structure 246

Data Dictionary and Process Specifications 247

Decision Tables 248

Developing Decision Tables 250

CONSULTING OPPORTUNITY 9.3 Saving a Cent on Citron Car Rental 251

Checking for Completeness and Accuracy 252

Decision Trees 254

Drawing Decision Trees 254

CONSULTING OPPORTUNITY 9.4 A Tree for Free 255**Choosing a Structured Decision Analysis Technique 256**

SUMMARY 256

HYPERCASE EXPERIENCE 9 257

KEYWORDS AND PHRASES 257

REVIEW QUESTIONS 257

PROBLEMS 257

GROUP PROJECTS 259

SELECTED BIBLIOGRAPHY 260

10 OBJECT-ORIENTED SYSTEMS ANALYSIS AND DESIGN USING UML 261**Object-Oriented Concepts 262**

Objects 262 / Classes 262 / Inheritance 263

CONSULTING OPPORTUNITY 10.1 Around the World in 80 Objects 264**CRC Cards and Object Think 264**

Interacting During a CRC Session 266

Unified Modeling Language (UML) Concepts and Diagrams 266**Use Case Modeling 269****Activity Diagrams 271**

Creating Activity Diagrams 273

CONSULTING OPPORTUNITY 10.2 Recycling the Programming Environment 274

Repository Entries for an Activity Diagram 274

Sequence and Communication Diagrams 275

Sequence Diagrams 275 / Communication Diagrams 277

Class Diagrams 278

Method Overloading 279 / Types of Classes 279 / Defining Messages and Methods 280

Enhancing Sequence Diagrams 280

A Class Example for the Web 281 / Presentation, Business, and Persistence Layers in Sequence Diagrams 283

Enhancing Class Diagrams 283

Relationships 284 / Generalization/Specialization (Gen/Spec) Diagrams 287

Statechart Diagrams 290

A State Transition Example 291

Packages and Other UML Artifacts 292**CONSULTING OPPORTUNITY 10.3 Developing a Fine System That Was Long Overdue: Using Object-Oriented Analysis for the Ruminski Public Library System 294****Putting UML to Work 294****The Importance of Using UML for Modeling 296****CONSULTING OPPORTUNITY 10.4 C-Shore++ 297**

SUMMARY 297

HYPERCASE EXPERIENCE 10 298

KEYWORDS AND PHRASES 298

REVIEW QUESTIONS 299

PROBLEMS 299

SELECTED BIBLIOGRAPHY 300

PART IV THE ESSENTIALS OF DESIGN 301**11 DESIGNING EFFECTIVE OUTPUT 301****Output Design Objectives 302**

Designing Output to Serve the Intended Purpose 302 / Designing Output to Fit the User 302 / Delivering the Appropriate Quantity of Output 302 / Making Sure the Output Is Where It Is Needed 302 / Providing Output on Time 302 / Choosing the Right Output Method 303

Relating Output Content to Output Method 303

Output Technologies 303 / Factors to Consider When Choosing Output Technology 303

CONSULTING OPPORTUNITY 11.1 Your Cage or Mine? 306

CONSULTING OPPORTUNITY 11.2 A Right Way, a Wrong Way, and a Subway 308

Realizing How Output Bias Affects Users 309

Recognizing Bias in the Way Output Is Used 309 / Avoiding Bias in the Design of Output 310

Designing Printed Output 310

CONSULTING OPPORTUNITY 11.3 Should This Chart Be Barred? 311

Designing Output for Displays 312

Guidelines for Display Design 312 / Using Graphical Output in Screen Design 313 / Dashboards 313 / Infographics 315

Designing a Website 316

Responsive Web Design 317 / Flat Web Design 317 / General Guidelines for Designing Websites 318

CONSULTING OPPORTUNITY 11.4 Is Your Work a Grind? 319

Specific Guidelines for Website Design 320

MAC APPEAL 322

CONSULTING OPPORTUNITY 11.5 A Field Day 324

Web 2.0 Technologies 324

Social Media Design 325

Guidelines for Social Media Design 326

Designing Apps for Smartphones and Tablets 327

Set Up a Developer Account 328 / Choose a Development Process 328 / Be an Original 328 / Determine How You Will Price the App 328 / Follow the Rules 329 / Design Your Icon 329 / Choose an Appropriate Name for the App 329 / Design for a Variety of Devices 329 / Design the Output for the App 330 / Design the Output a Second Time for a Different Orientation 331 / Share a Prototype of Your Work 331 / Design the App's Logic 331 / Design Movement 332 / Create the User Interface Using Gestures 332 / Protect Your Intellectual Property 332 / Market Your App 333

Output Production and XML 333

Ajax 335

HYPERCASE EXPERIENCE 11 336

SUMMARY 336

KEYWORDS AND PHRASES 337

REVIEW QUESTIONS 337

PROBLEMS 338

GROUP PROJECTS 341

SELECTED BIBLIOGRAPHY 342

12 DESIGNING EFFECTIVE INPUT 343

Good Form Design 344

Making Forms Easy to Fill In 344 / Meeting the Intended Purpose 347 / Ensuring Accurate Completion 347 / Keeping Forms Attractive 347 / Controlling Business Forms 347

Good Display and Web Forms Design 348

Keeping the Display Simple 348 / Keeping the Display Consistent 349 / Facilitating Movement 349 / Designing an Attractive and Pleasing Display 349 / Using Icons in Display Design 349

CONSULTING OPPORTUNITY 12.1 This Form May Be Hazardous to Your Health 350**CONSULTING OPPORTUNITY 12.2 Squeezin' Isn't Pleasin' 351**

Graphical User Interface Design 351 / Form Controls and Values 354 / Hidden Fields 354 / Event-Response Charts 355 / Dynamic Web Pages 357 / Three-Dimensional Web Pages 357 / Ajax (Asynchronous JavaScript and XML) 359

MAC APPEAL 361

Using Color in Display Design 361

Website Design 362

SUMMARY 364

HYPERCASE EXPERIENCE 12 365

KEYWORDS AND PHRASES 366

REVIEW QUESTIONS 366

PROBLEMS 367

GROUP PROJECTS 370

SELECTED BIBLIOGRAPHY 370

13 DESIGNING DATABASES 371**CONSULTING OPPORTUNITY 13.1 Hitch Your Cleaning Cart to a Star 372****Databases 372****Data Concepts 373**

Reality, Data, and Metadata 373 / Files 378 / Relational Databases 380

Normalization 382

The Three Steps of Normalization 382 / A Normalization Example 382 / Using an Entity-Relationship Diagram to Determine Record Keys 390 / One-to-Many Relationships 391 / Many-to-Many Relationships 391

Guidelines for Master File/Database Relation Design 392

Integrity Constraints 392

MAC APPEAL 393

Anomalies 394

Making Use of a Database 394

Steps in Retrieving and Presenting Data 394

Denormalization 395**Data Warehouses 396****CONSULTING OPPORTUNITY 13.2 Storing Minerals for Health, Data for Mining 398**

Online Analytical Processing 398 / Data Mining 398

CONSULTING OPPORTUNITY 13.3 Losing Prospects 400**Business Intelligence (BI) 400****Data Analytics 401****Blockchains 402****HYPERCASE EXPERIENCE 13 403**

SUMMARY 404
 KEYWORDS AND PHRASES 405
 REVIEW QUESTIONS 406
 PROBLEMS 406
 GROUP PROJECTS 408
 SELECTED BIBLIOGRAPHY 408

14 HUMAN-COMPUTER INTERACTION AND UX DESIGN 410

Understanding Human-Computer Interaction 411

How Fit Affects Performance and Well-Being 411

Usability 412

Designing for the Cognitive Styles of Individual Users 413 / Physical Considerations in HCI Design 413 / Considering Human Limitations, Disabilities, and Design 414 / Implementing Good HCI Practices 414

CONSULTING OPPORTUNITY 14.1 School Spirit Comes in Many Sizes 415

Types of User Interface 415

CONSULTING OPPORTUNITY 14.2 I'd Rather Do It Myself 416

Natural-Language Interfaces 416 / Question-and-Answer Interfaces 416 / Menus 416

CONSULTING OPPORTUNITY 14.3 Don't Slow Me Down 417

Form-Fill Interfaces 417 / Choosing and Evaluating Interfaces 418

UX Design 418

Five Designer Actions that Promote Good UX Design 420 / Five Designer Actions to Avoid in UX Design 420 / UX Design Guidelines: An Ecommerce Example 421 / Benefits of UX Design 422

Designing Interfaces for Smartphones and Tablets 422

Gestures 423 / Alerts, Notices, and Queries 423 / Badges 424

Design for Intelligent Personal Assistants 424

Designing for Virtual Reality and Augmented Reality 425

Guidelines for Dialogue Design 425

Meaningful Communication 426 / Minimal User Action 427

CONSULTING OPPORTUNITY 14.4 Waiting to Be Fed 428

Standard Operation and Consistency 428

Feedback for Users 429

Types of Feedback 429 / Including Feedback in Design 430

Special Design Considerations for Ecommerce 431

Soliciting Feedback from Ecommerce Website Customers 431

CONSULTING OPPORTUNITY 14.5 When You Run a Marathon, It Helps to Know Where You're Going 432

MAC APPEAL 433

Easy Navigation for Ecommerce Websites 433

Mashups 435

Designing Queries 435

Query Types 435 / Query Methods 438

CONSULTING OPPORTUNITY 14.6 Hey, Look Me Over (Reprise) 439

HYPERCASE EXPERIENCE 14 441

SUMMARY 442
 KEYWORDS AND PHRASES 442
 REVIEW QUESTIONS 443
 PROBLEMS 444
 GROUP PROJECTS 445
 SELECTED BIBLIOGRAPHY 446

PART V QUALITY ASSURANCE AND IMPLEMENTATION 447**15 DESIGNING ACCURATE DATA ENTRY PROCEDURES 447****Effective Coding 448**

Keeping Track of Something 448 / Classifying Information 449 / Concealing Information 453 / Revealing Information 451 / Requesting Appropriate Action 453 / General Guidelines for Coding 453

CONSULTING OPPORTUNITY 15.1 It's a Wilderness in Here 454**CONSULTING OPPORTUNITY 15.2 Catching a Summer Code 456****Effective and Efficient Data Capture 456**

Deciding What to Capture 457 / Letting the Computer Do the Rest 457 / Avoiding Bottlenecks and Extra Steps 458 / Starting with a Good Form 458 / Choosing a Data Entry Method 458

Ensuring Data Quality through Input Validation 462**CONSULTING OPPORTUNITY 15.3 To Enter or Not to Enter: That Is the Question 463**

Validating Input Transactions 463 / Validating Input Data 464 / The Process of Validation 466

Data Accuracy Advantages in Ecommerce Environments 467

Customers Keying Their Own Data 467 / Storing Data for Later Use 467 / Using Data through the Order Fulfillment Process 467

HYPERCASE EXPERIENCE 15 468

Providing Feedback to Customers 468

SUMMARY 468
 KEYWORDS AND PHRASES 469
 REVIEW QUESTIONS 470
 PROBLEMS 470
 GROUP PROJECTS 472
 SELECTED BIBLIOGRAPHY 472

16 QUALITY ASSURANCE AND IMPLEMENTATION 474**The Total Quality Management Approach 475**

Six Sigma 475 / Responsibility for Total Quality Management 475 / Structured Walkthrough 476 / Top-Down Systems Design and Development 477

CONSULTING OPPORTUNITY 16.1 The Quality of MIS Is Not Strained 478**MAC APPEAL 479**

Using Structure Charts to Design Modular Systems 479 / Service-Oriented Architecture (SOA) 481

Documentation Approaches 482

Procedure Manuals 482 / The FOLKLORE Method 482

CONSULTING OPPORTUNITY 16.2 Write Is Right 483

HYPERCASE EXPERIENCE 16.1 484

Choosing a Design and Documentation Technique 485

Testing, Maintenance, and Auditing 485

The Testing Process 485

CONSULTING OPPORTUNITY 16.3 Cramming for Your Systems Test 487

Maintenance Practices 488 / Auditing 488

Implementing Distributed Systems 488

Client/Server Technology 489 / Cloud Computing 490 / Network Modeling 493

Training Users 496

Training Strategies 496 / Guidelines for Training 497

CONSULTING OPPORTUNITY 16.4 You Can Lead a Fish to Water . . . but You Can't Make It Drink 498

Conversion to a New System 499

Conversion Strategies 499 / Other Conversion Considerations 500 / Organizational Metaphors and Their Relationship to Successful Systems 500

Security Concerns for Traditional and Web-Based Systems 501

Physical Security 501 / Logical Security 502 / Behavioral Security 502 / Special Security Considerations for Ecommerce 503 / Privacy Considerations for Ecommerce 503 / Disaster Recovery Planning 504

CONSULTING OPPORTUNITY 16.5 The Sweet Smell of Success 505

Evaluation 506

Evaluation Techniques 506 / The Information System Utility Approach 506

CONSULTING OPPORTUNITY 16.6 Mopping Up with the New System 508

Evaluating Corporate Websites 508

HYPERCASE EXPERIENCE 16.2 509

SUMMARY 509

KEYWORDS AND PHRASES 510

REVIEW QUESTIONS 511

PROBLEMS 512

GROUP PROJECTS 514

SELECTED BIBLIOGRAPHY 514

GLOSSARY 515

ACRONYMS 523

INDEX 525

PREFACE

NEW TO THIS EDITION


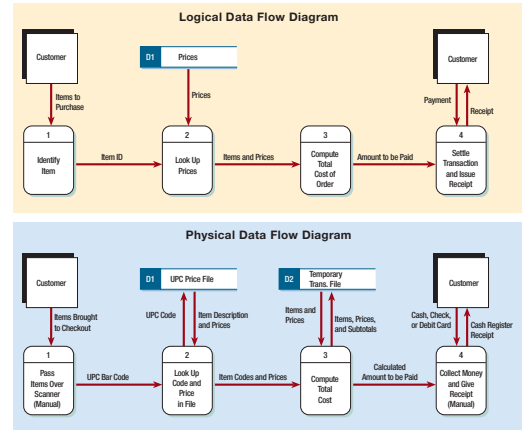
The tenth edition of *Systems Analysis and Design* includes extensive changes inspired by the rapid changes in the IS field over the past four years, and they are included as a response to the thoughtful input of our audience of adopters, students, and academic reviewers. Many new and advanced features are integrated throughout this new edition. In particular:

- Innovative material on using responsive design to enable systems analysts and organizations to participate in open source communities (Chapter 1)
- New coverage of the importance of security considerations right from the outset of a systems project (Chapter 1)
- New material on work-sanctioned social media sites to create productive systems development subcultures and collaborative design (Chapter 2)
- Additional material on cloud computing as a platform choice for a systems development project (Chapter 3)
- Innovative material on listening to user stories to complement other interactive information gathering methods (Chapter 4)
- New material on text analytics software to examine unstructured, soft data from customers' blogs, wikis, and social media sites to interpret qualitative material (Chapter 5)
- New and expanded content on agile methods including Scrum, Scrum planning poker, the product backlog, sprint cycle, and burndown charts (Chapter 6)
- New coverage on Kanban systems as they apply to software development (Chapter 6)
- Innovative coverage of DevOps as a cultural shift in the way to organize rapid systems development and operations (Chapter 6)
- Additional material on designing dashboards for decision makers using infographics (Chapter 11)
- New material on responsive Web design for websites that can be viewed on any device (Chapter 11)
- New material comparing and contrasting skeuomorphic design with flat design for websites (Chapter 11)
- Additional material on innovative guidelines for designing for social media (Chapter 11)
- New content on website design including use of navigational elements such as a hamburger icon and breadcrumb trail (Chapter 12)
- New material on the relationship of business intelligence to data warehouses, big data, and data analytics (Chapter 13)
- Additional coverage on database security and risk tradeoffs in securing databases (Chapter 13)
- Innovative material on developing and using blockchains to provide a verifiable electronic record for tracking any kind of business asset (Chapter 13)
- New content on UX design (user experience design) for developing customer-centered ecommerce website experiences (Chapter 14)
- Innovative coverage of designing virtual reality, augmented reality, and intelligent personal assistants (Chapter 14)
- Additional content on using QR codes for improved data entry (Chapter 15)
- Additional material on designing improved cloud security, privacy, and stability, especially for business continuity and disaster recovery (Chapter 16)

DESIGN FEATURES

Figures have a stylized look to help students more easily grasp the subject matter.

Conceptual diagrams are used to introduce the many tools that systems analysts have at their disposal. This example shows the differences between logical data flow diagrams and physical data flow diagrams. Conceptual diagrams are color coded so students can easily distinguish among them, and their functions are clearly indicated. Many other important tools are illustrated, including use case diagrams, sequence diagrams, and class diagrams.



Computer displays demonstrate important software features that are useful to the analyst. In this edition we introduce UX (user experience) design. Screens are of the utmost importance when we put the user experience first. Actual screen shots show important aspects of design. Analysts are continuously seeking to improve the appearance of the screens and web pages they design. Colorful examples help to illustrate why some screen designs are particularly effective.

Paper forms are used throughout to show how to capture user stories, as well as for input and output design and the design of questionnaires. Blue ink is always used to show writing or data input, thereby making it easier to identify what was filled in by hand. Although most organizations have computerization of manual processes as their goal, much data capture is still done using hand-written paper forms. Improved form design enables analysts to ensure accurate and complete input and output. Better forms also streamline new internal workflows that result from newly automated business-to-consumer (B2C) applications for ecommerce on the Web.

Need or Opportunity:	Apply shortcut methods for faster checkout.					
Story:	If the identity of the customer is known and the delivery address matches, speed up the transaction by accepting the credit card on file and the rest of the customer's preferences such as shipping method.					
		Well Below	Below Average	Average	Above Average	Well Above
Activities:	Coding			✓		
	Testing			✓		
	Listening			✓		
	Designing				✓	
Resources:	Time				✓	
	Cost		✓			
	Quality				✓	
	Scope			✓		

Tables are used when an important list needs special attention or when information needs to be organized or classified. In addition, tables supplement the understanding of the reader in a way that departs from how material is organized in the narrative portion of the book. Most analysts find tables a useful way to organize numbers and text into a meaningful “snapshot.”

Activity	Detailed Activity	Weeks Required
Data gathering	Conduct interviews	3
	Administer questionnaires	4
	Read company reports	4
	Introduce prototype	5
	Observe reactions to prototype	3
Data flow and decision analysis	Analyze data flow	8
Proposal preparation	Perform cost-benefit analysis	3
	Prepare proposal	2
	Present proposal	2

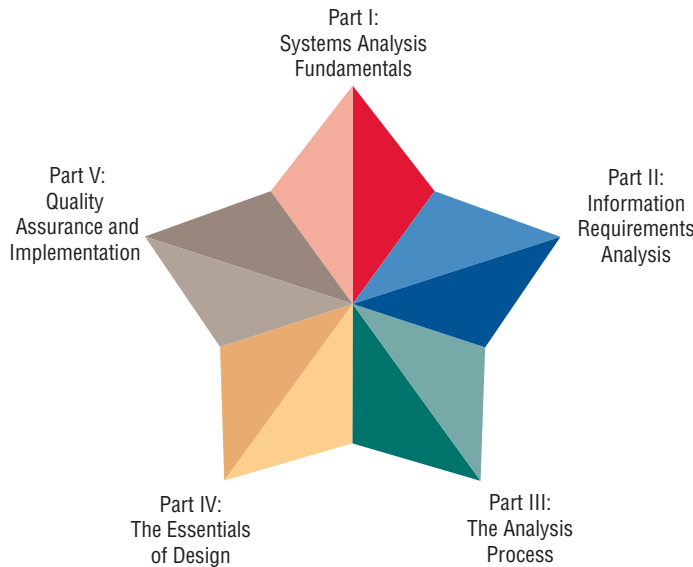
Break these down further.

then estimate time required.

This example of a table from Chapter 3 shows how analysts can refine their activity plans for analysis by breaking them down into smaller tasks and then estimating how much time it will take to complete them. This book is built on the idea that systems analysis and design is a

process that integrates the use of many tools with the unique talents of the systems analyst to systematically improve business through the implementation or modification of computerized information systems. Systems analysts can grow in their work by taking on new IT challenges, whether they are posed by designing for multiple platforms, new types of users, or implementing cloud-based systems; and by keeping up to date in their profession through the application of new methods, software, and alternative tools.

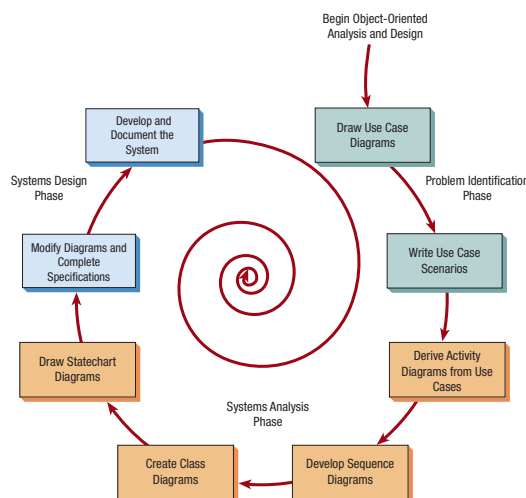
A BRIEF TOUR OF THE TENTH EDITION



Systems analysis and design is typically taught in one or two semesters. This book may be used in either situation. The text is appropriate for undergraduate (junior or senior) curricula at a four-year university, graduate school, or community college. The level and length of the course can be varied and supplemented by using real-world projects, HyperCase, the legacy CPU Case online, or other materials available at the Pearson Instructor Resources website.

The text is divided into five major parts: Systems Analysis Fundamentals (Part I), Information Requirements Analysis (Part II), The Analysis Process (Part III), The Essentials of Design (Part IV), and Quality Assurance and Implementation (Part V).

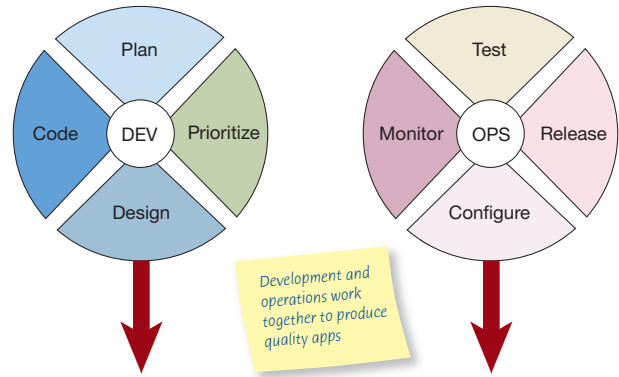
Part I (Chapters 1–3) stresses the basics students need to know about what an analyst does and introduces the three main methodologies of the systems development life cycle (SDLC), agile approaches, and object-oriented analysis with universal modeling language (UML), along with reasons and situations for when to use them. Part I introduces the three roles of a systems analyst—consultant, supporting expert, and agent of change—along with ethical issues and professional guidelines for serving as a systems consultant. The importance of designing security into new systems from the beginning is noted. Material on virtual teams and virtual organizations, and the concept of human–computer interaction (HCI) is introduced as well. The use of open source software (OSS) and how analysts and organizations can participate in open source communities by using responsive design is introduced.



Chapter 2 includes how to initially approach an organization by drawing context-level data flow diagrams, using entity-relationship models, and developing use cases and use case scenarios. It views the organization as a system through the description of enterprise resource planning (ERP) systems. Also included is the importance of using employer-sanctioned social media to create a strong workplace culture. Chapter 3 focuses on project management. It introduces material on when to use cloud services versus purchasing hardware and software. Project management techniques including time estimation techniques for project management are discussed. Material in Chapter 3 will help students approach projects using the work breakdown structure (WBS). Creating a problem definition, developing a project charter, and determining feasibility are also covered. Chapter 3 guides students in writing and presenting a professional and effective systems proposal that incorporates figures and graphs to communicate with users.

Part II (Chapters 4–6)

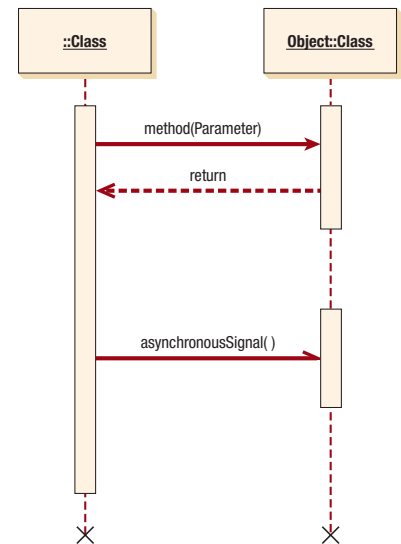
emphasizes the use of systematic and structured methodologies for performing information requirements analysis. Attention to analysis helps analysts ensure that they are addressing the correct problem before designing a system. Chapter 4 introduces a group of interactive methods, including interviewing, joint application design (JAD), and constructing questionnaires. It expands material on listening to user stories in order to understand organization behaviors and values. Chapter 5 introduces a group of unobtrusive methods for ascertaining information requirements of users. These methods include sampling, investigating hard and archival data, and observation of decision makers’ behavior and their physical environment. New material on the use of text analytics software to examine unstructured data from blogs, wikis, interviews, and social media sites is added. Chapter 6 on agile modeling and prototyping is innovative in its treatment of prototyping as another data-gathering technique that enables the analyst to solve the right problem by getting users involved from the start. Agile approaches have their roots in prototyping, and this chapter begins with prototyping to provide a proper context for understanding, and then takes up the agile approach. The values and principles, activities, resources, practices, processes, and tools associated with agile methodologies are presented. New and expanded coverage of agile methods including Scrum, Scrum planning poker, the product backlog, sprint cycle, and burndown charts are included. Kanban systems as they apply to software development are introduced, and innovative coverage of DevOps as a cultural shift in the way to organize rapid systems development and operations is covered.



Chapter 5 introduces a group of unobtrusive methods for ascertaining information requirements of users. These methods include sampling, investigating hard and archival data, and observation of decision makers’ behavior and their physical environment. New material on the use of text analytics software to examine unstructured data from blogs, wikis, interviews, and social media sites is added. Chapter 6 on agile modeling and prototyping is innovative in its treatment of prototyping as another data-gathering technique that enables the analyst to solve the right problem by getting users involved from the start. Agile approaches have their roots in prototyping, and this chapter begins with prototyping to provide a proper context for understanding, and then takes up the agile approach. The values and principles, activities, resources, practices, processes, and tools associated with agile methodologies are presented. New and expanded coverage of agile methods including Scrum, Scrum planning poker, the product backlog, sprint cycle, and burndown charts are included. Kanban systems as they apply to software development are introduced, and innovative coverage of DevOps as a cultural shift in the way to organize rapid systems development and operations is covered.

Part III (Chapters 7–10)

details the analysis process. It builds on the previous two parts to move students into analysis of data flows as well as structured and semi-structured decisions. It provides step-by-step details on how to use structured techniques to draw data flow diagrams (DFDs). Chapter 7 provides coverage of how to create child diagrams; how to develop both logical and physical data flow diagrams; and how to partition data flow diagrams. Chapter 8 features material on the data repository and vertical balancing of data flow diagrams. Chapter 8 also includes extensive coverage of extensible markup language (XML) and demonstrates how to use data dictionaries to create XML. Chapter 9 includes material on developing process specifications. A discussion of both logical and physical process specifications



shows how to use process specifications for horizontal balancing. Chapter 9 also covers how to diagram structured decisions with the use of structured English, decision tables, and decision trees. In addition, the chapter covers how to choose an appropriate decision analysis method for analyzing structured decisions and creating process specifications.

Part III concludes with Chapter 10 on object-oriented systems analysis and design. This chapter includes an in-depth section on using unified modeling language (UML). There is detailed coverage of the use case model, creating the class model diagram with UML, sequence diagrams, creating gen/spec diagrams, use case scenarios, and activity diagrams. Through several examples and Consulting Opportunities, this chapter demonstrates how to use an object-oriented approach. Consulting Opportunities, diagrams, and problems enable students to learn and use UML to model systems from an object-oriented perspective. Students learn the appropriate situations for using an object-oriented approach. This chapter helps students to decide whether to use the SDLC, the agile approach, or object-oriented systems analysis and design to develop a system.

Part IV (Chapters 11–14)

covers the essentials of design. It begins with designing output because many practitioners believe systems to be output driven. The design of Web-based forms is covered in detail. Particular attention is paid to relating output method to content, the effect of output on users, and designing good forms and screens. Chapter 11 considers output, including Web displays, audio, and electronic output such as web pages, email, and RSS



feeds. Designing a website for ecommerce purposes is emphasized, and the importance of adding Web 2.0 technologies and social media to corporate and ecommerce websites is explored. Additional material on designing dashboards using infographics is provided. New material on responsive Web design is included. Flat versus skeuomorphic design is covered, as are innovative guidelines for designing for social media. Designing apps for smartphones and tablets is integrated, along with storyboarding, wireframing, and mockups. Output production and XML are covered.

Chapter 12 includes innovative material on designing for smartphones and tablets as well as designing Web-based input forms and other electronic forms design. Also included is computer-assisted forms design. Chapter 12 also features in-depth coverage of website design, new content on how to add navigational elements to websites such as a hamburger menus and breadcrumb trails, and includes guidelines on when designers should add video, audio, and animation to website designs. There is detailed consideration of how to create effective graphics for corporate websites and ways to design effective onscreen navigation for website users.

Coverage of intranet and extranet page design is included. Consideration of database integrity constraints and how the user interacts with the computer and how to design an appropriate interface are discussed. The importance of user feedback is also found in Part IV. How to design accurate data entry procedures that take full advantage of computer and human capabilities to assure entry of quality data is emphasized here.

Chapter 13 demonstrates how to use an entity-relationship diagram to determine record keys and provides guidelines for file/database relation design. Students are shown the relevance of database design for the overall usefulness of the system, and how users actually use databases. New material on the relationship between business intelligence (BI) and data warehouses, big data, and data analytics software is added in the context of data warehouses. Additional material on database security and risk tradeoffs in securing databases is added. Innovative material on developing and using blockchains to provide a verifiable electronic record for tracking any kind of business asset is included.

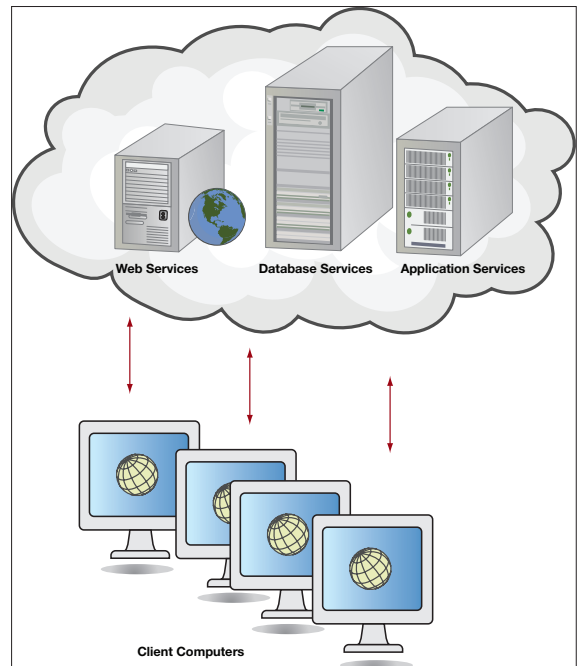
Chapter 14 emphasizes human–computer interaction (HCI), especially as it relates to interface design, as well as UX design. It discusses the importance of HCI in designing systems that suit individuals and assisting them in achieving personal and organization goals through their use of information technology. The concept of usability is introduced, so that systems analysis students can knowledgeably incorporate HCI practices in their designs. Chapter 14 introduces material on how to design gesture-based (multitouch) interfaces for smartphones and tablets, as well as designing alerts, notices, and queries. Material on designing easy onscreen navigation for website visitors is included. The chapter presents innovative approaches to searching on the Web, highlights material on graphic user interface (GUI) design, and provides innovative approaches to designing dialogues. Chapter 14 articulates specialized design considerations for ecommerce websites. New material on UX design (user experience design) for developing customer-centered ecommerce websites is included. Mashups, new applications created by combining two or more Web-based application programming interfaces, are also covered. Innovative material on designing virtual reality (VR), augmented reality (AR), and intelligent personal assistants is included. Chapter 14 includes extensive coverage on how to formulate queries, all within the framework of HCI.

Part V (Chapters 15 and 16) concludes the book. Chapter 15 focuses on designing accurate data entry procedures and includes material on managing the supply chain through the effective design of business-to-business (B2B) ecommerce. It includes suggestions for incorporating two-dimensional codes QR codes and bar codes into data entry designs. It also considers the usefulness of RFID for automatic data collection. Chapter 16 emphasizes taking a total quality approach to improving software design and maintenance. In addition, material on system security and firewalls is included. Testing, auditing, and maintenance of systems are discussed in the context of total quality management. This chapter helps students understand how service-oriented architecture (SOA) and cloud computing combined with ERP are significantly altering the landscape of information systems design. In addition, students learn how to design appropriate training programs for users of the new system, how to recognize the differences among physical conversion strategies, and how to be able to recommend an appropriate one to a client. Chapter 16 also presents techniques for modeling networks, which can be done with popular tools such as Microsoft Visio.

Material on security and privacy in relation to designing ecommerce applications is included. Coverage includes security for firewalls, gateways, public key infrastructure (PKI), secure electronic transaction (SET), secure sockets layer (SSL), virus protection software, URL filtering products, email filtering products, and virtual private networks (VPN) is included. Additional coverage on designing improved cloud security, privacy, and stability, especially for business continuity and disaster recovery, is included.

Important coverage of how the analyst can promote and monitor a corporate website is included in this section, which features Web activity monitoring, website promotion, Web traffic analysis, and audience profiling to ensure the effectiveness of new ecommerce systems. Techniques for evaluating the completed information systems project are covered systematically as well.

This tenth edition contains an updated **Glossary** of terms and a separate list of updated **Acronyms** used in the book and in the systems analysis and design field.



PEDAGOGICAL FEATURES

Chapters in this tenth edition contain:

- **Learning Objectives** at the beginning of each chapter
- **Summaries** at the end of each chapter that tie together the salient points of the chapter and provide an excellent source of review for exams
- **Keywords and Phrases** for each chapter
- **Review Questions** to help with learning key definitions and terms
- **Problems** that help students apply and extend the concepts and tools they are learning to practical situations
- **Group Projects** that help students work together in a systems team to solve important problems that are best solved through group interaction
- **Consulting Opportunities** now with more than 50 minicases throughout the book
- **Mac Appeal** columns that inform students about design software available on the Mac and iPhone
- **HyperCase Experiences** in each chapter simulate organizational experience and focus learning from HyperCase online

CONSULTING OPPORTUNITIES

This tenth edition presents more than 50 Consulting Opportunities, addressing significant and emerging topics arising in information systems, including designing systems from an HCI perspective, ecommerce applications for the Web, cloud computing decisions, and using UML to model information systems from an object-oriented perspective. Consulting Opportunities can be used for motivating thoughtful in-class discussions or assigned as homework or take-home exam questions.

Not all systems work demands extended two- or three-year projects, so many Consulting Opportunities included can be solved in 20 to 30 minutes of group discussion, group writing, or individual writing. These minicases, written in a humorous manner to enliven the material, require students to synthesize what they have learned up to that point in the course, ask students to mature in their professional and ethical judgment, and expect students to articulate the reasoning that led to their systems decisions.

AUDIOLOGICAL EXAMINATION REPORT														
Patient Last Name				First				Middle Initial						
Examining Station				Date of Exam				Social Security Number						
Patient Number				Claim number										
First Exam														
AIR CONDUCTION														
Right ear			Left ear			Right ear			Left ear					
500	1000	2000	4000	6000	500	1000	2000	4000	6000	500	1000	2000	4000	6000
<input type="checkbox"/>	<input type="checkbox"/>	<input type="checkbox"/>	<input type="checkbox"/>	<input type="checkbox"/>	<input type="checkbox"/>	<input type="checkbox"/>	<input type="checkbox"/>	<input type="checkbox"/>	<input type="checkbox"/>	<input type="checkbox"/>	<input type="checkbox"/>	<input type="checkbox"/>	<input type="checkbox"/>	<input type="checkbox"/>
BONE CONDUCTION														
Right ear			Left ear			Right ear			Left ear					
500	1000	2000	4000	6000	500	1000	2000	4000	6000	500	1000	2000	4000	6000
<input type="checkbox"/>	<input type="checkbox"/>	<input type="checkbox"/>	<input type="checkbox"/>	<input type="checkbox"/>	<input type="checkbox"/>	<input type="checkbox"/>	<input type="checkbox"/>	<input type="checkbox"/>	<input type="checkbox"/>	<input type="checkbox"/>	<input type="checkbox"/>	<input type="checkbox"/>	<input type="checkbox"/>	<input type="checkbox"/>
SPEECH AUDIOMETRY SECT.						Comments []								
SPEECH RECEPT. THRESHOLD						Referred by []								
Right Ear []						Reason for referral								
Left Ear []						Examining Audiologist								
RIGHT EAR DISCR.						Exam. Audiologist's No.								
% [] Masking []						Next Appt.								
LEFT EAR DISCRIM. Exam. Audiologist's No.														
% [] Masking []														

HYPERCASE EXPERIENCES

HyperCase Experiences that pose challenging student exercises are present in each chapter. HyperCase 2.10 has organization problems featuring information systems technology. HyperCase represents an original virtual organization that allows students who access it to become immediately immersed in organization life. Students will interview people, observe office environments, analyze their prototypes, and review the documentation of their existing systems.

HyperCase 2.10 is Web-based, interactive software that presents an organization called Maple Ridge Engineering (MRE) in a colorful, three-dimensional graphics environment. HyperCase permits professors to begin approaching a systems analysis and design class with exciting multimedia

HYPERCASE® EXPERIENCE 3.2

“Sometimes the people who have been here for some time are surprised at how much we have actually grown. Yes, I do admit that it isn't easy to keep track of what each person is up to or even what purchases each department has made in the way of hardware and software. We're working on it, though. Mr. Evans would like to see more accountability for computer purchases. He wants to make sure we know what we have, where it is, why we have it, who's using it, and if it's boosting MRE productivity, or, as he so delicately puts it, 'to see whether it's just an expensive toy' that we can live without.”

HYPERCASE Questions

1. Complete a computer equipment inventory for the Training and Management Systems Department, describing all the systems you find. *Hint:* Create an inventory form to simplify your task.
2. Using the software evaluation guidelines given in the chapter, do a brief evaluation of GEMS, a software package used by the Training and Management Systems Department employees. In a paragraph, briefly critique this custom software by comparing it with COTS software such as Microsoft Project.
3. List the intangible costs and benefits of GEMS, as reported by employees of MRE.
4. Briefly describe the two alternatives Mr. Evans is considering for the proposed project tracking and reporting system.
5. What organizational and political factors should Mr. Evans consider in proposing his new system at MRE? (In a brief paragraph, discuss three central conflicts.)



FIGURE 3.HCI
The reception room resembles a typical corporation. While you are in this HyperCase screen, click on the small red directory if you want to visit an MRE employee.

material. Carefully watching their use of time and managing multiple methods, students use the hypertext characteristics of HyperCase on the Web to create their own individual paths through the organization.

Maple Ridge Engineering is drawn from the actual consulting experiences of the authors of the original version (Raymond Barnes, Richard Baskerville, Julie E. Kendall, and Kenneth E. Kendall). Allen Schmidt joined the project for version 2.0 and has remained with it. Peter Schmidt was the HTML programmer, and Jason Reed created the images for the initial Web version.

Each chapter contains HyperCase Experiences that include assignments (and even some clues) to help students solve difficult organization problems including developing new systems, merging departments, hiring employees, security, ecommerce, and disaster recovery planning they encounter at MRE. HyperCase has been fully tested in classrooms and was an award winner in the Decision Sciences Institute Innovative Instruction competition.

EXPANDED WEB SUPPORT

Systems Analysis and Design, tenth edition, features Web-based support for solid but lively pedagogical techniques in the information systems field:

- The website, located at www.pearsonhighered.com/kendall, contains a wealth of critical learning and support tools, which keep class discussions exciting.
- **HyperCase 2.10** is an award-winning, interactive organization game. Students are encouraged to interview people in the organization, analyze problems, drill down into and modify data flow diagrams and data dictionaries, react to prototypes, and design new input and output.
- **A legacy case, the Central Pacific University (CPU) case is online** In keeping with our belief that a variety of approaches is important, the entire legacy Central Pacific University (CPU) case, accompanied by partially solved Student Exercises, is fully available online. The legacy CPU case makes use of Microsoft Access, Microsoft Visio, and the popular CASE tool Visible Analyst by Visible Systems, Inc., for the sample screen shots and the student exercises. The legacy CPU case takes students through all phases of the systems development life cycle.



EXPANDED INSTRUCTOR SUPPLEMENTAL WEB SUPPORT

Extended support for instructors using this edition can be found at the official website located at www.pearsonhighered.com/kendall. Resources include:

- **Instructor's Manual**—The Instructor's Manual contains answers to problems, solutions to cases, and suggestions for approaching the subject matter.
- **PowerPoint Presentations**—The PowerPoints feature lecture notes that highlight key text terms and concepts. Professors can customize the presentation by adding their own slides or by editing the existing ones.
- **TestGen Testbank File**—The TestGen Testbank file is an extensive set of multiple-choice, true/false, and essay-type questions for each chapter of the text. Questions are ranked according to difficulty level and referenced with page numbers from the text. The TestGen Testbank file is available in Microsoft Word format and as the computerized Prentice Hall TestGen software, with course management system conversions.

- **TestGen Testbank**—Pearson Education’s test-generating software is available from the **TestGen website**. The software is PC/Mac and Blackboard compatible and preloaded with all the Test Gen Testbank questions. You can manually or randomly view test questions and drag and drop to create a test. You can add or modify test-bank questions as needed.
- **Image Library**—This collection of the text art is organized by chapter. This collection includes all the figures, tables, and screenshots from the book. These images can be used to enhance class lectures and PowerPoint slides.
- **Solutions to the legacy CPU Case and Student Files**—These exercises are based on the legacy CPU case, with solutions and examples stored in Visible Analyst files and Microsoft Access files.
- **eBook of *Systems Analysis and Design, 10th edition*** available at mypearsonstore.com



ACKNOWLEDGMENTS

The field of information systems was changing swiftly as we were writing the tenth edition of *Systems Analysis and Design*. We are excited that this edition is being published at the right moment for us to capture many of these innovations in systems analysis and design.

One notable change is the practice of UX design for developing customer-centered ecommerce website experiences. In this process, a systems analyst observes the behavior of customers and strives to enhance customer satisfaction and loyalty. The analyst accomplishes this by improving usability and ease of use. UX design is a design culture that chooses to give the user a good experience over maximizing short-term profit. Hand in hand with this approach is the accelerating use of responsive website design (RWD) enabling Web-based information systems to adapt and display correctly on whatever device is used to view content. In addition, cloud computing and software as a service (SaaS) are effectively altering the way analysts need to approach designing systems solutions.

Throughout the book you will learn and apply numerous techniques, methods, tools, and approaches to help visually capture a system. But when the time comes to interpret what is happening in the organization and to develop meaningful information systems from the application of rules to your analysis, your training combines with creativity to produce a system that is in some ways a surprise: it is structured, yet intuitive, multilayered, and complex, in keeping with the character of the organization and uniquely reflective of you and your values as a systems analyst and a human being.

The artist, Pedro Fuller, who created the inspiring oil painting *Arco Iris de Colores (Rainbow Colors)* featured on the cover of the 10th edition, states, “Every piece I complete expresses something unique. I always give careful consideration to the way color and form work together. Some of the themes in my art are spirituality, music, politics, and happiness. Because I value music for its relaxing qualities, there is a visual rhythm in my work through which I try to reach this same calmer, more spiritual place.” Pedro was born in Managua, Nicaragua, and as a teenager moved with his family to Camden, New Jersey. We hope that you as a student will strive to create something unique working with color and form as you learn to design screens, forms, websites, and expressions on social media.

It is, in fact, our own students who deserve recognition for this new edition because of their comments and suggestions for enhancements and their desire for increased depth in timely topics. Students told us that they quickly put to use the new material on agile methods, especially Scrum, UX design, as well as the material on DevOps. We want to thank our coauthor, Allen Schmidt, who worked with us on HyperCase 2.10 for all his support and collaboration over the years. He is an outstanding person. Our appreciation also goes to Peter Schmidt and Jason Reed for their improvements to the early HyperCase. In addition, we want to thank the other two original authors of HyperCase, Richard Baskerville and Raymond Barnes, who contributed so much to our lives and our projects over the years and are exceptional friends.

We would like to thank our tenth edition production team, especially the Pearson Senior Portfolio Manager of IT & MIS, Samantha Lewis, whose good humor and optimistic approach encouraged us to keep working. We are also grateful to Neha Bhargava, extremely capable project manager for her composed competency and for her enthusiasm in keeping the project going. Freddie C. Domini, our Program Monitor also deserves thanks for helping us succeed in making this a strong, comprehensive, and systematic revision. Their help and intense interest in our book facilitated the completion of this project in an apt and timely manner.

We also appreciate the encouragement and support of the entire Rutgers community, including Chancellor Phoebe A. Haddon, Dean Jaishankar Ganesh, and our colleagues and staff in the



Julie and Ken Kendall personally thank all of our friends in the theatre and the performing arts. Here are the Kendalls at the 2012 Tony Awards afterparty with Tony-Award winning Actor James Corden (*right*). Photo by Anita & Steve Shevett.

School of Business–Camden and throughout all of Rutgers. They have been very enthusiastic about this edition as well as the many translations and versions of *Systems Analysis and Design* available in Spanish, Chinese, English for the Indian subcontinent, and Indonesian.

All the reviewers for the tenth edition deserve our thanks as well. Their thoughtful feedback and recommendations helped to strengthen the book. They are:

Daniel Asamoah, Wright State University
 Eralda Caushaj, Lawrence Technological University
 George Cognet, Delaware Technical Community College
 Jim Connolly, Canisius College
 Henry J. Felch, University of Maine at Augusta
 Brian Jones, Tennessee Tech University
 Sarah Khan, North Carolina State University
 Brenda Mak, San Francisco State University
 Randie Mondoro, Raritan Valley Community College
 Fay Cobb Payton, North Carolina State University
 Mary Reed, University of Jamestown
 Paul A. Seibert, North Greenville University
 Wayne Spies, Mercy College
 Laura Trevino, The University of Texas at El Paso
 Merrill Warkentin, Mississippi State University

Many of our colleagues and friends have encouraged us throughout the process of writing this book. We thank them for their comments on our work. They include: Ayman Abu Hamdieh, Macedonio Alanis, the Ciupeks, Gordon Davis, Tim DiVito, John Drozdal, EgoPo, Rich and Margarita Elias, Matt Germonprez, Nancy V. Gulick, Andy Hamingson, Blake Ives, Colleen Kelly-Lawler, Ken and Jane Laudon, Josh Lawler, Kin Lee, Matt Levy, Lars Mathiassen, Joel and

Bobbie Porter, Caryn Schmidt, Marc and Jill Schniederjans, Gabriel Stelian-Shanks, the Vargos, Merrill Warkentin, Brian Warner, Jeff and Bonnie Weil, Arlene and Paul Wolfling, Brett Young, and all of our friends and colleagues in The Drama League, The Actors Fund, the American Theatre Wing, Azuka Theatre, The KPMG Foundation, The New York Marriott Marquis, the Association for Information Systems, the Decision Sciences Institute, IFIP Working Group 8.2, and all those involved in the PhD Project, which serves minority doctoral students in information systems.

SYSTEMS
ANALYSIS
& DESIGN

