



HOST A *POLAR EXPRESS* PAJAMA READING!

BEFORE THE EVENT:

Download a copy of the invitation flyer, reminding children to come wearing their pajamas. (Whoever is reading the book might also want to wear their pajamas.)

Set up chairs in two rows like the seats of a train, and print out Polar Express train tickets.

Find a bell similar to the boy's bell in *The Polar Express*.

If you are hosting young children, print out and copy coloring & activity sheets and *Polar Express* bookmarks (click on Fun & Games on www.polarexpress.com to find these). Download *Polar Express* Reading Logs & Stationery

Think about refreshments (there are recipes for hot cocoa & chocolate bars in the **Fun & Games** section).

Let the fun begin!

Create train tickets. Invite the children to take a seat on the Polar Express and hand them their ticket. Just before the reading, you or a designated conductor can collect the tickets.

Dim the lights and call out "All Aboard the Polar Express," before you start the reading, inviting young readers into the magic of the story in an accessible, tangible way.

When the boy in the story receives the bell, take out your bell and show the students. When you read that only those who truly believe can hear the bell, ring the bell for the children and ask if they can hear it!

Serve refreshments—hot cocoa "as thick and rich as melted chocolate bars" and candy with nougat centers "as white as snow" will be a big hit! You could also give out cookies in the shape of trains. (Train-shaped cookie cutters are readily available.)

AFTER THE READING:

For older children, you might want to follow the reading with a discussion of the book. (There is a list called "Guiding Questions for a Polar Express Book Conversation" within the Polar Express Teacher's Guide. Visit the Teacher/Librarian page on www.polarexpress.com for teacher's guides.)

Ask the children if they have a possession that holds as much meaning for them as the boy's bell holds for him. Follow the read-aloud and book conversation with a share circle. Discuss how it is not just the objects themselves that we love, but it is the people and ideas that they represent or remind us of.

Invite the children to write about their special objects and what those objects represent. Give them *Polar Express* Stationery to write on.

Younger children may prefer to do an arts-and-crafts activity. Look in **Fun and Games** for the instructions: "How to Make a Reindeer." The materials for this craft are inexpensive and easily attainable.

The *Polar Express* Pajama Reading can be a great kickoff for a *Polar Express* Reading Celebration. Give each child a Reading Log to take home; they can advance on the track by reading or being read to for twenty minutes each night.

You might want to provide a goodie bag for children. This could include *Polar Express* bookmarks and coloring pages. You could also provide a bell for each child and a packet of hot chocolate.

May the bell still ring "for all who truly believe."

Visit the Polar Express site (www.polarexpress.com) and click on Fun and Games for more great ideas and materials.

Polar Express Party Nametags



Polar Express Party
Hello, my name is



Polar Express Party
Hello, my name is



Polar Express Party
Hello, my name is



Polar Express Party
Hello, my name is



Polar Express Party
Hello, my name is



Polar Express Party
Hello, my name is



Polar Express Party
Hello, my name is



Polar Express Party
Hello, my name is



Polar Express Party
Hello, my name is



Polar Express Party
Hello, my name is



Polar Express Party
Hello, my name is



Polar Express Party
Hello, my name is



All Aboard *the Polar Express!*

Come to our *Polar Express* party. We'll have games, crafts, and, of course, a reading of *The Polar Express*. Bring your holiday cheer, and welcome aboard!

Date: _____

Time: _____

Place: _____

For more information: _____

Polar Express Train Tickets





The *Polar Express* Party

Make Your Own Reindeer Craft

What You Need

- 3 popsicle sticks
- 2 googly eyes
- 2 brown pipe cleaners
- 1 small red pom pom
- 8 inches of yarn (any color)
- glue
(not included in this kit: glue and yarn)

1. Glue the popsicle sticks together to form a triangle with the point facing down.
2. Glue the googly eyes on each of the two sides at the top.
3. Wrap the pipe cleaners around the top popsicle stick to form reindeer antlers.
4. Glue the red pompom nose to the popsicle stick at the point of the triangle
5. Tie the yarn around to make a decoration that can hang on your door, a tree or plant, or the bulletin board!





Polar Express Crossword


Can you solve the crossword puzzle?

Across

2. A holiday in December
5. What the boy wants to hear
8. The first gift of Christmas is a
9. Where is the Polar Express going? _____ Pole
10. What you wear to bed

Down

1. Be careful, don't slip on the
3. Santa rides in a
4. This comes from the smokestack
6. They help Santa make toys
7. The Polar Express is a



Answers:
 Across
 2. Christmas
 5. ring
 8. bell
 9. North
 10. pajamas
 Down
 1. ice
 3. sleigh
 4. smoke
 6. elves
 7. train





A Polar Express Word Search


Can you find the following words from the word vault below? They can go forward, backward, up, down, and diagonally.

POLAR	SANTA	SNOWFLAKES	WOLVES
EXPRESS	BELL	COCOA	BELIEVE
TRAIN	CHRISTMAS	PAJAMAS	MIDNIGHT
CONDUCTOR	SLEIGH	FROZEN	BATHROBE
STEAM	NORTH	GIFT	RING
	POLE	ELVES	ICE

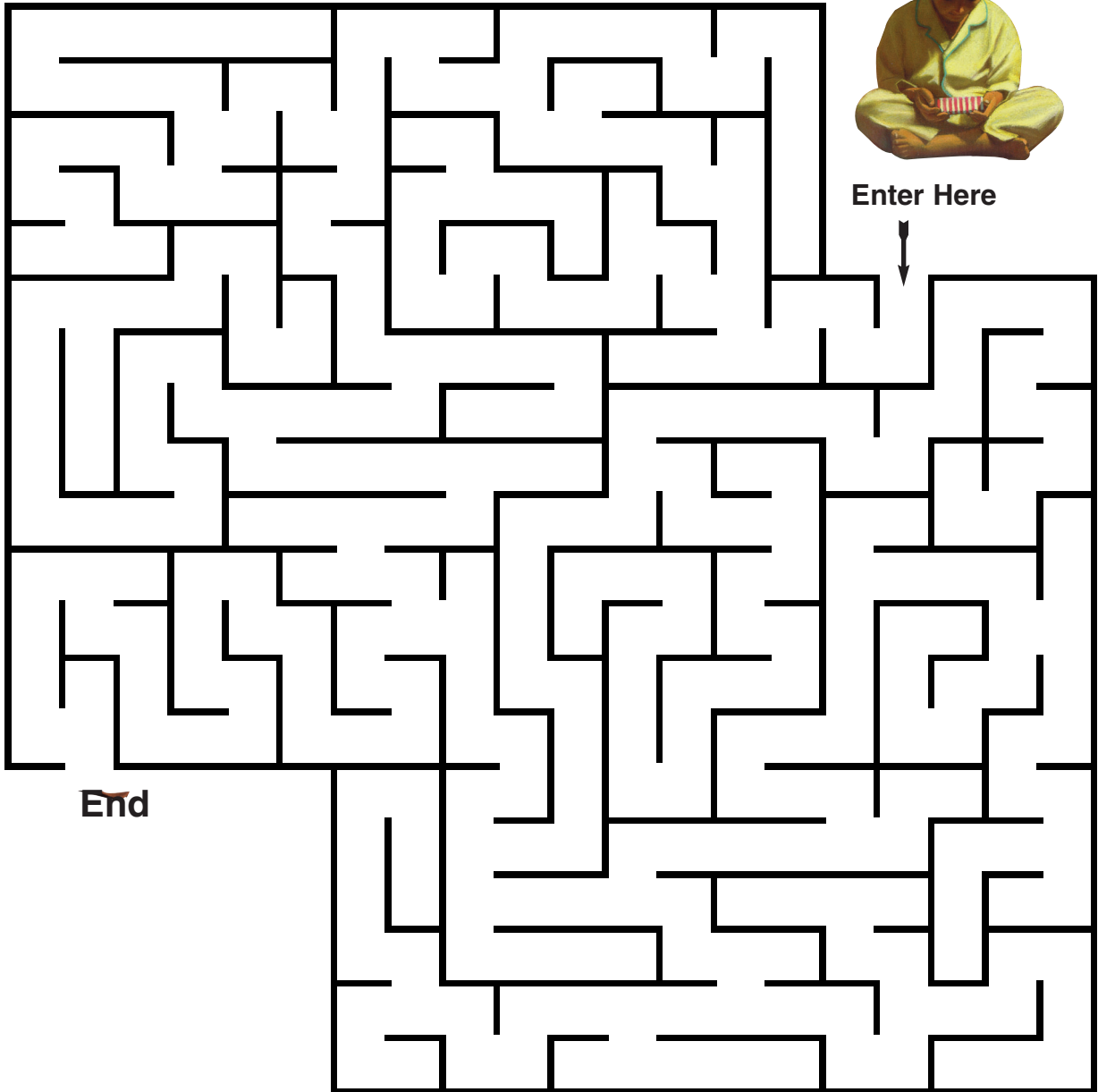
S	J	N	A	S	J	Y	R	M	M	K	P	C	G	X
M	W	D	H	N	P	A	J	A	M	A	S	O	I	M
A	N	E	G	O	B	N	E	T	L	S	I	C	E	Q
B	K	B	N	W	T	T	V	X	S	O	C	O	R	Q
N	F	O	I	F	S	Y	L	E	E	O	P	A	B	F
N	W	R	A	L	W	O	R	M	N	F	G	K	E	E
T	S	H	R	A	T	P	B	D	S	E	V	L	O	W
F	H	T	T	K	X	H	U	E	F	E	V	X	F	G
I	X	A	N	E	N	C	G	R	L	E	L	G	E	S
G	W	B	P	S	T	O	O	I	S	I	N	O	A	L
A	R	M	N	O	K	Z	R	I	N	I	E	J	P	E
V	V	G	R	G	E	G	L	T	R	D	T	V	B	I
L	O	S	M	N	J	D	B	L	H	Y	I	R	E	G
S	A	M	T	S	I	R	H	C	F	E	L	M	D	H
S	A	N	T	A	L	L	E	B	V	G	Q	P	W	J

A Polar Express Maze


Can you help find the bell?



Enter Here



End



All Aboard The Polar Express!

A Train Track Reading Log: Chugga chugga READ!

Help THE POLAR EXPRESS reach the North Pole—
advance along the train tracks by reading or being read
to for twenty or more minutes every day!

TITLE: _____

AUTHOR: _____

TITLE: _____

AUTHOR: _____

TITLE: _____

AUTHOR: _____

TITLE: _____

AUTHOR: _____

TITLE: _____

AUTHOR: _____

TITLE: _____

AUTHOR: _____

TITLE: _____

AUTHOR: _____

Let's Play
"The Conductor Says!"
 That's right! The Conductor
 Says, **NOT** Simon!



1. Choose one person to be the Conductor. He or she will make up things for the rest of the group to do.
2. The Conductor will instruct the group to do things in two different ways:
 1. He or she will say, "The Conductor says" before the command. For instance:
 The Conductor says, "Touch your toes."
 The Conductor says, "Raise your hand."
 The Conductor says, "Close your eyes."
 The Conductor says, "Rub your tummy."
 The Conductor says, "Blow a kiss."
 The Conductor says, "Chuckle Ho, Ho, Ho"

This is when the group should do just as the Conductor does, and perform the action.

BUT WATCH OUT, THE CONDUCTOR MAY TRY TO TRICK YOU...

2. Sometimes he or she will **NOT** say, "The Conductor says" before the command. For instance:
 "Touch your nose."
 "Raise your hand."
 "Close your eyes."
 "Rub your tummy."

This is when the group should **NOT** do what the Conductor says. Whoever performs the action when the Conductor has not said, "The Conductor says" should sit quietly.

The Polar Express Party Recipes



Polar Chocolate Nougat Caramel Squares

What you need:

- 1 cup flour
- 1/2 cup firmly packed light brown sugar
- 1/3 cup butter or margarine (room temperature)
- 5 candy bars—chocolate with nougat and caramel
(hint: the initials are MW)
- 1/4 cup milk
- 2 eggs, slightly beaten
- 1 tsp. vanilla
- 2 tbs. flour
- 1/2 tsp. baking powder
- 1 can (3 1/2 oz.) blanched sliced almonds

How to make them:

1. Preheat oven to 350. Grease a 13 x 9 x 2-inch baking pan.
2. Combine 1 cup flour with the brown sugar in a medium-sized bowl. Mix in the butter until crumbly dough forms. Press dough into greased pan.
3. Bake for 12 minutes or until golden brown. Cool on wire rack.
4. Melt candy bars with milk in small saucepan over medium-low heat.
5. Cool the mixture slightly, then slowly add the eggs. (Beat constantly to keep from curdling.)
6. Add the vanilla, 2 tablespoons of flour, and the baking powder to the candy mixture, then pour every thing over the crust (which has been cooling on the rack). Sprinkle almonds on top.
7. Bake at 350 for 25 minutes or until the top is firm. Let cool. Cut into squares with a sharp knife.

Hot Chocolate-Bar Cocoa


What you need:

- 2 egg yolks
- 2 ounces of a milk chocolate candy bar
- 1 cup of milk


How to make it:

1. Beat the egg yolk in bowl and put aside.
2. Crush candy bar into a medium-size saucepan. Add the milk.
3. Melt over medium-low heat, stirring constantly.
4. Cool the mixture slightly.
5. Slowly fold in the egg yolks. (Be sure to stir constantly to keep from curdling.)
6. Continue heating and stirring until cocoa is hot throughout.

Top with a dollop of whipped cream or marshmallow fluff.



THE POLAR EXPRESS™



Color the boy!

THE POLAR EXPRESS™



**Color the boy as the conductor
welcomes him aboard.**

This camera-ready artwork can be used for your local newspaper. Just add your store name, address and telephone number in the space left at the bottom of the ad.

(These ads are prepared at 300 dpi.)

ALL ABOARD THE POLAR EXPRESS!



NOW A
MAJOR
MOTION
PICTURE!

The Polar Express has become a favorite holiday tradition for more than 5 million readers and is now a major motion picture. Celebrate the holidays at a cozy Christmas party where kids can participate in lots of fun activities, including a reading of the classic children's Christmas story *The Polar Express*.

Date:

Time:

Location:

ALL ABOARD THE POLAR EXPRESS!



NOW A
MAJOR
MOTION
PICTURE!

Celebrate the holidays at a cozy holiday party where kids can participate in lots of fun activities, including a reading of the classic children's Christmas story *The Polar Express*, by Chris Van Allsburg, now a major motion picture. Come in your pajamas!

Date:

Time:

ALL ABOARD THE POLAR EXPRESS!



NOW A
MAJOR
MOTION
PICTURE!

Celebrate the holidays at a cozy Christmas party where kids can participate in lots of fun activities, including a reading of the classic children's Christmas story *The Polar Express*, written and illustrated by Chris Van Allsburg. Come in your pajamas!

Date:

Time:

ALL ABOARD THE POLAR EXPRESS!



NOW A
MAJOR
MOTION
PICTURE!

The Polar Express has become a favorite Christmas tradition for more than 5 million readers, and is now a major motion picture. Please join us to ring in the season at a cozy holiday party where kids can participate in lots of fun activities, including a reading of the classic children's Christmas story.


THE POLAR EXPRESS
by Chris Van Allsburg

Date:

Time:

Location:

CHRIS VAN ALLSBURG—MORE BEST-SELLING BOOKS!




The Polar Express (1985)

ISBN 0-395-38949-6 \$18.95

10-copy Counter Display—Classic Book

ISBN 0-618-02561-8 • \$189.50


- Caldecott Medal winner, 1986
- 5 million copies sold worldwide
- New York Times Best Illustrated Book
- New York Times Bestseller



Jumanji (1981)

- Caldecott Medal winner
- 1995 blockbuster movie starring Robin Williams

0-395-30448-2 • \$17.95




The Garden of Abdul Gasazi (1979)

- 25th year anniversary!
- Caldecott Honor Book
- First book by Chris Van Allsburg

0-395-27804-X • \$17.95

0-395-71254-8


(book & cassette) • \$24.95



Zathura (2003)

- New York Times Bestseller
- Movie in development with Columbia/TriStar Pictures, directed by Jon Favreau

0-618-25396-3 • \$18.00




Mysteries of Harris Burdick

- (1984)
- NY Times Best Illustrated Children's Book of the Year

0-395-35393-9 • \$19.95


0-395-82784-1

(portfolio edition) • \$22.95




Widow's Broom (1992)

0-395-640051-2
\$18.95



Sweetest Fig

(1993)
0-395-67346-1
\$17.95



Two Bad Ants (1988)



0-395-48668-8 • \$17.95

Just A Dream (1990)

0-395-53308-2 • \$17.95

Wreck of the Zephyr (1983)

0-395-33075-0 • \$17.95



Z Was Zapped (1987)

0-395-44612-0 • \$17.95

The Stranger (1986)

- NY Times Best Illustrated Children's Book of the Year

0-395-42331-7 • \$18.00




The Wretched Stone (1991)

0-395-53307-4 • \$17.95

Ben's Dream (1982)


0-395-32084-4 • \$16.95



Bad Day at Riverbend


(1986)

0-395-67347-X • \$18.00



THE POLAR EXPRESS BOOKS

THE POLAR EXPRESS



The Polar Express (1985)

Written and illustrated by
CHRIS VAN ALLSBURG





The Polar Express has become a cherished holiday classic, with 5 million copies sold worldwide, and has solidified Chris Van Allsburg's place as America's most innovative contemporary storyteller.

11¹/₄ x 9 • 32 pages

All Ages • \$18.95

0-395-38949-6

Picture Book



THE POLAR EXPRESS THE MOVIE
The Magic Journey
Deluxe Storybook

A full-color illustrated picture book retelling of the movie screenplay, with a full-color poster.

Ages 4-8 • PreK-Grade 3

48 pages • 8 x 10

\$9.99 • 0-618-47788-8

Paper-over-board Picture Book

THE POLAR EXPRESS THE MOVIE
The Journey Begins
An Early Reader

For *Polar* fans who are just beginning to read on their own, this book starts readers on an incredible journey.

Ages 4-7 • PreK-Grade 3

48 pages • 6 x 9

\$3.99 • 0-618-47795-0

Paperback Early Reader

THE POLAR EXPRESS THE MOVIE
Keepsake
Memory Book

The perfect movie souvenir, this lushly illustrated book includes fun facts, holiday projects, songs, and games.

All Ages • 32 pages • 9 x 10

\$5.99 • 0-618-47789-6

Paperback Picture Book

THE POLAR EXPRESS THE MOVIE
Trip to the North Pole
A Junior Novel
by Ellen Weiss

Straight from the silver screen, the story of *The Polar Express*, with an eight-page color insert of movie scenes.

Ages 8-12 • Grades 3-7 • 128 pages

5¹/₂ x 7¹/₄ • \$4.99 • 0-618-47790-X

Paperback Fiction

THE POLAR EXPRESS THE MOVIE
Shadowbook
An Interactive Shadow-
Casting Bedtime Story


In this innovative book, read about the train trip to the North Pole while using the special flashlight to project six beautiful scenes on your wall.

All Ages • 6 pages

7¹/₄ x 10¹/₄

\$14.99 • 0-618-47793-4

Spiral-Bound Novelty Book
(with flashlight, no batteries included)



THE POLAR EXPRESS THE MOVIE
All Aboard the Polar Express

This train-shaped board book brings the Polar Express to the youngest child.

Ages 0-3 • PreK • 12 pages • 5 x 5

\$4.99 • 0-618-47792-6 • Board Book



THE POLAR EXPRESS THE MOVIE
The Gift of Christmas

6 die-cut spreads focus on the bell and its magical journey from Santa's sleigh to under the tree.

Ages 0-3 • PreK • 12 pages • 5 x 5

\$4.99 • 0-618-47791-8 • Board Book

The Polar Express Gift Set (2004)


Written and illustrated by
CHRIS VAN ALLSBURG

Narrated by **LIAM NEESON**

The classic holiday favorite is now available in a newly designed gift package, featuring a dramatic reading by Liam Neeson (on both cassette and compact disk), a hardcover copy of *The Polar Express*, and a keepsake bell with ribbon.

11⁷/₈ x 15¹/₄ x 1¹/₄ • All Ages • \$25.00

0-618-47797-7 • Gift Set



Holiday Carols for your Polar Express Party

DECK THE HALLS

Joyful Welsh
Traditional

1. Deck the halls with holly boughs of hol - ly
2. Fast a - way the old year pas - ses

Fa la la la la la la la la.

Tis the sea - son to be jol - ly Don we now our
Hail the new ye lads and las - ses Sing we joy - ous

Fa la la la la la la la la.

gay ap - par - al Fa la la la la la la. Toll the an - cient
all to - geth - er

A yule - tide car - ol Fa la la la la la la. Fa la la la la la la la.
wind and weath - er

*Recording note: 2nd stanza in key of E

3. See the blazing Yule before us, Fa, la, la, la, la, la, la, la, la,
Strike the harp and join the chorus, Fa, la, la, la, la, la, la, la, la,
Follow me in merry measure, Fa, la, la, la, la, la, la, la, la,
While I tell of Yuletide treasure, Fa, la, la, la, la, la, la, la, la.

WE WISH YOU A MERRY CHRISTMAS

Traditional

We wish you a mer - ry Christ - mas. We wish you a mer - ry Christ - mas. We

wish you a mer - ry Christ - mas and a hap - py new year. We year. Good

tid - ings to you and all of your kin. We wish you a mer - ry Christ - mas and a

hap - py new year. We wish you a mer - ry Christ - mas. We wish you a mer - ry

Christ - mas. We wish you a mer - ry Christ - mas and a hap - py new year.

Holiday Carols for your Polar Express Party

Jingle Bells

Jingle bells, jingle bells, jingle all the way. Oh what fun it is to ride in a one horse open sleigh, Oh one horse open sleigh.

Dash-ing thru the snow in a one horse open sleigh day or two a-go I tho't I'd take a ride and

o'er the fields we go laugh-ing all the way. soon Miss Fan-ny Bright was seat-ed by my side the

Bells on bob-tails ring mak-ing spir-its bright horse was lean and lank mis-for-tune seemed his lot he

fin it is to ride and sing a sleigh-ing song to-night. got in-to a drift-ed bank and then we got up-sot.

A one horse open sleigh.

Up On The Housctop

Out jumps good old lit-tle Nell, Oh, dear San-ta lit-tle Will, Oh, just see what a

1. Up on the house-top the rein-deer pause,
2. First comes the stock-ing of lit-tle Nell,
3. Next, comes the stock-ing of lit-tle Will,

San-ta Claus; Down thro' the chim-ney with lots of toys, fill it well; Give her a dol-ile that laughs and cries glo-rious fill! Here is a ham-mer and lots of tacks

All for the lit-tle ones, Christ-mas joys, Ho,ho,ho! who would-n't go! One that will o-pen and shut her eyes, Al-so a ball and a whip that cracks,

Ho, ho, ho! who would-n't go! Up on the house-top

click, click, click, Down thro' the chim-ney with good Saint Nick.