

Witchcraft Secret Manual



Love, Money, Good Luck, Beauty and More

Sacred Book of Spells
and Incantations

Contents

Part I 8

- Where to Start 8
- Styles of Charms and Spells..... 10
- Basic Elements..... 16
- Days of The Week..... 19
- Moon Phases to Cast Spells..... 24
- Our Magick Wand..... 28
- Cauldron 31
- Glossary 32
- Magick Table 46
- Magickal Characteristics 61
- Magick Days and Hours..... 71

Part II 73

Love Spells 73

- Spells to Attract Love 73
- Spell to Get Married 74
- Love Potion..... 75
- Spell for Impossible Love..... 76

Witchcraft Secret Manual

- Spell for Lasting Love..... 78
- Amulet for Romance 79
- Spell to Maintain Balance in Marriage 81
- Potion to Awaken Passion 82
- Spell to Get Marry 83
- Spell to End Indifference..... 84
- Spell to Forget a Love..... 85
- Spell to Get Back Your Lost Love..... 87
- Spell to Keep a Couple Together 89
- Incantation to Get Married 90
- Spell to Get an Impossible Love..... 92
- Spell to Find a Husband..... 95
- Spell to Stop a Divorce..... 96
- Marriage Proposal Spell 97
- Spell to Reconcile a Marriage 99
- Spell to Reconcile a Couple..... 100
- Spell to Attract a Person
Who Ignores You..... 101
- Spell to Break Up a Bad Couple 102
- Spell to Break Up a Bad Couple 2..... 104

Money and Fortune Spells 106

- Spell for Business Success..... 106
- Spell to Protect You From Bad Luck . 108

Witchcraft Secret Manual

- Potion for the Money 109
- Spell to Be Employed..... 110
- Spell for Removing Envy..... 110
- Spell For Sale a House or Property ... 111
- Spell to Attract Money and Wealth 113
- Make Sacrifices to Fulfill Your Wishes ...114
- Gypsy Spell for Good Fortune 115

Home & Family Spells..... 116

- Spell to Attract Joy to Your Home..... 116
- Spell For a Wish To Be Fulfilled 117
- Christmas Spell to Make
a Wish Come True 117
- Home Clean..... 119
- Deep Cleansing of Negative
Energies at Home..... 121
- Purify by a Cleaning 122

Protection Spells 129

- Ritual to Purify Your Aura 129
- Ritual to Purify Your Aura (2)..... 131
- Household Cleaning Potion 134

- Know If Someone Has Cast
a Spell Against You 135
- Counter-Spell 137

Beauty Spells 139

- Anti-Cellulite Spell 139
- Spell for Curlier Hair 140
- Spell to Straighten Hair 141
- Spell to Be Irresistible 143
- Spell to Have Beautiful Curly Hair 144
- To Change Eyes Color 146
- Spell to Help You With a Diet 149
- Spell to Help You With a Diet (2) 151
- Spell to Lose Weight 152

Part III 156

Magick Talismans..... 156

- Horns 156
- The Pyramid 157
- The Four-Leaf Clovers 157
- Horseshoe 158

- White Elephant..... 158
- Star of David 159
- Go Away Meiga 159
- Snake..... 159
- Black Tourmaline..... 160
- The Quartz Crystal 162
- Owl Feathers 164
- Angel Feathers 165

Candles..... 166

- Difference According to Candle Colors.. 166
- Candle Spell To Get In Touch
With Another Person 176
- Candle Spell to End Depression 178
- Spell to Improve and Recover
from Illness 180
- Protection Candle Spell 182
- Work Improvements Candle Spell 184
- Candle Magick to Get a Job..... 185
- Candle Spell to Change
to a Better Job 187
- Spell With Candles for Stable
Relationships 188

Incenses 191

- Magick with Rue 191
- How to Have Your Own Magick Rue . 192
- How to Increase Herbs Power 194
- Protect Yourself Against
Negative Intentions 195
- Spell to ward off Bad Vibes..... 195
- Spell To Block Negative Sorcery
Against You 196
- Herbal Spell Against Envy at Work ... 197
- Spell to Be Lucky In Love 198
- Rue Spell to Attract Money 199
- Spell to Calm a Difficult Person 199

Magick with Salt 200

- Magick with Salt to Protect Your Home .. 200
- Magick with Salt Against Envy 201
- Block Bad Luck With Magick
with Salt 202
- Spell with Salt to Block Evils 203
- Ward Off Bad Spirits 204
- Spell with Salt to Scare an Enemy..... 205

Part I

WHERE TO START

When we initiate a ritual, or a spell, we have to know in advance, what is the goal we want to achieve, where we will direct our concentration.

First of all, we should, at least, summarize what we are looking for in a single sentence, which is clear, concise, without any doubt or ambiguity.

Possible Magick Goals

Each of the goals listed below has its own characteristics for making the potion, and it will also serve to replace ingredients.

Witchcraft Secret Manual

Therefore, if you do not find the right magick ingredient, you can substitute it for another one that is on the list without altering the result of the Spell.

- Love, pairing up, romance, winning a couple back
- Ambition, wealth, money
- Fortune telling, prediction
- Purification and cleaning, receive blessings
- Chase away demons, exorcism
- Obtain happiness
- Strengthen faith and spirituality
- Get divinatory and prophetic dreams
- Emphasize psychic powers
- Sex pleasures
- Finding peace
- Get magickal gifts
- Physical, spiritual and psychic protection shield
- Achieve astral projection
- Better health, healing
- Fortune
- Bravery

STYLES OF CHARMS AND SPELLS

There are several forms and strategies within the generality of Spells.

Most of them are widely known ancestral formulas, used since ancient times by both commoners and kings.

Different Kinds of Magick

Spells with Incense

It involves spells or incantations where it is important to use different styles of fragrances to reach the magick target.

When burning incense, the aroma emanated stimulates the state of magickal consciousness, the energy sprouts and it is directed towards the target.



Magick with Plants

This magick uses various plants, flowers, bushes, leaves, herbs and/or spices, for directing the power of the spell.

Powers within vegetation are used to improve our lives.



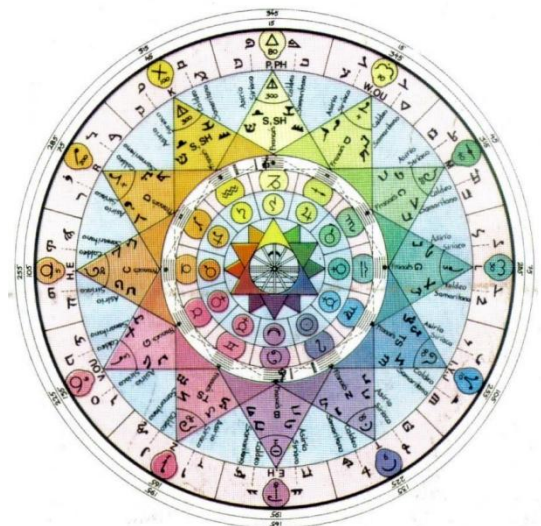
Magick with Essences and Oils

The Charms made with this type of magick use aromatic essences, oils, teas, tinctures, and any other kind of blending from nature. In the form of roots, plants, leaves, trees, flowers or any particular flower.



Magick of Planets

It uses the powers of Astrology, based on the changes in the universe. Astrological magick uses the influence of the planets on us and, with that knowledge, can empower the casting of a spell.



Gems and Earth Magick

It manages the power of precious, or semi-precious, stones. It also uses other elements derived from the earth, such as salt, humus or clay, among others.



Candlelight Magick and Fire Handling

This class of sorcery uses candles of different kinds and colors, and produces magickal effects with fire. Handling its shape, color, structure and power of the flames.



Magick with Tones or Colors

According to our magick goal, we will choose a color, which will be strictly linked to the desired purpose.



Magick with Ropes

This kind of spell uses ropes and cords, which are used to make knots that catch or release the energy.



Clairvoyance Magick

It uses different kinds of premonitory elements.

It uses different kinds of premonitory or divination elements. Among them are Tarot cards, Viking Runes, stones, Ouija and different types of pendulums.

These elements allow us to obtain a greater concentration and to direct the magick energy.



Magick of Spirits

With this kind of spells, deities, elves, goblins or other friendly spirits are invoked and asked for help.



Angelic Magick

Angelic magick uses the connection with angels and archangels for protection or help.



Image-based Spells

Seeks to use certain photos, an object or a suitable image, to hold a greater magickal link with what we want to seek or obtain.



Magick Water

This class of Spellcraft uses water, aquatic plants or images of them to achieve the handling and release of magickal energy.



Climate Control Magick

This type of Spells seeks to control and manipulate certain types of meteorological phenomena.

At the same time, it uses the energetic force of weather conditions as a means to direct the magick.



Black Magick


Unlike White Magick, this magick invokes the name of Satan and makes deals with the Devil.

It is never advisable to practice this type of Magick, since it always ends up harming the person who practices it.

A true Sorcerer does not use this Magick.



BASIC ELEMENTS



As we know, everything comes from nature and it is nature where everything returns. Philosophers already spoke of the four natural elements.

Earth, Water, Air and Fire.

These elements are important because they are intimately linked with the spiritual consciousness, with the world of the souls.

In ancient times, they would use these four essential elements to make certain things available to those men, or to manipulate Nature in such a way that it is convenient to their desires.

As a result, they used these elements to make Spells, Conjures and any kind of Magick.

Water

It relates to everything that has to do with what is coming, births, pregnancies, novelties, news, psychic gifts, divination, healing, what concerns the emotional aspect, spontaneous love, spiritual inclinations, death, rebirth, searching our memories of past lives.



Earth

It is used in themes related to prosperity, security, small children, money, crops and harvests, germination, growth, family, animals that live in burrows, things underground, dances, stones of all kinds, drawings, magick images and home.



Fire

Related to changes and mutations, asking or giving protection, looking for work, legal or judicial issues, building, breaking, analyzing, sex, romance, passion, wars, truces, courage, survival, bravery, strength, power, purification, sexual rites, expelling spirits, cleanliness.



Air

Intelligence, science, writing, wisdom, elders, consultation, arts, hearing, music, change, power creation and magick for weather conditions.



DAYS OF THE WEEK

Not only must we take into account the use of Magick, the Lunar Phases and the spell itself. But it is also important to know the power it has every day of the week.

You must know that each day of the week has a certain color, a planet and has a magick assignment already determined.

It is a simple recommendation we give you to cast the spells on the corresponding day of the week, however, it is not an obligation, but by assigning the right day, the spell will be stronger.

Sunday

The planet that rules it is the Sun (regardless of being a star).

The colors assigned to this day are yellow, gold and orange.



Witchcraft Secret Manual

The spells that are related to this day are: fun, career, births, pregnancies, objectives, searching for what is desired, the spiritual and the mysteries, doing business, looking for money, legal issues.

Monday

The planet that rules on Monday is the Moon, although it is a satellite, we place it on this day.

The colors it represents are white, light gray and silver.

The spells that should be carried out on this day are related to the oneiric, astral travel, reveries, dreams, creativity, imagination, the feminine, children, the emotional, magick, beginnings, the stars, spiritual experiences and short trips.



Tuesday

The planet that rules this day is Mars.

The colors they represent are red, orange and pink.

The ideal spells to perform on this day are those related to sex, passion, courage, aggressiveness, what is related to physical activity, exercise, aesthetic surgeries, the army, militia, policemen, wars, disagreements, discussions, business with animals, fixing something, nature, parks, hunters and some values and principles.



Wednesday

The planet that rules this day is Mercury.

The colors that most represent Wednesday are lilac and silver grey.

The ideal spells to cast on this day are those related to healing, elevation, intellectual



capacity, merchandise, making certain types of calls, digital machines, the occult sciences, seeing friendships, the arts, writing, learning languages, leaving important messages, healing and memories.

Thursday

The planet that rules this day is Jupiter. The colors that most represent Thursday are blue and metal colors.

The possible spells to be made on this day are those related to entrepreneurship, agreements, mathematics, advertising, religion, horses, psychology, studies, reading, sports, and social problems.



Friday

The planet that rules this day is Venus.

The colors that most represent this day are white, light green and pink.



Witchcraft Secret Manual

The ideal spells to perform are those related to beauty, aesthetics, values, friends, love, ideals, arts, perfection, gardens, decorating, passion, sex, festivities, growth, painting, setting appointments, social, harmony.

Saturday

The planet that rules this day is Saturn.

The colors are dark grey, red and black.

The ideal spells to realize this day are those related to crisis, bone, teeth, jaw, mutations, legal, protection, law of karma, objective, reality, effort, breakage, fairness, logic, death, inheritance, wills, executors, elderly people.



MOON PHASES TO CAST SPELLS

It is important to know that it is not the same to perform the spells on any moon, each phase has its strength and meaning, and it will be ideal to pay attention to its different growths, whether waxing, waning, new or full.

First Quarter Moon

Ideal spells to cast:

This type of phase is ideal for the spell that involves recovering some type of energy, and also for obtaining security and protection from family or friends.

It is also ideal to attract that love, related to health, to choose or look for an improvement in your career, to increase some position in your job, to improve your finances, and to improve your economic situation.



The spells should be performed in the first minutes of the night of first quarter. This moment is right to ask the universe for progress or increasing a goal.

Last Quarter

Ideal spells to cast:

The last quarter is the lunar phase that appears prior to the New Moon, or better known as the black moon. Spells to make in this moon phase should be made in the night early hours. This moon is ideal for spiritual practices such as meditation, yoga, Reiki, to get rid of everything negative, and that bad things do not come near us. Against envy, to dissipate bad luck or fortune, against diseases, and to drive away negative people. It is also ideal for making talismans or potions to preserve marital stability and harmony with family members, avoid economic problems, and keep the job. It is effective in ending, mitigating or diminishing certain things.



Full Moon

Ideal spells to cast:

This type of moon has the great power to attract good things.

In ancient times, given the particularity of this phase, Wiccans performed divination exercises such as card and rune throwing.

The recommended spells to cast in this phase are those related to love, with special effectiveness in those referred to marriage, weddings or any kind of couple union.

At the same time, the energy can also be used to achieve fertility, improve health, elevate spirituality and develop good commercial, financial and labor partnerships.

It is convenient to cast spells in the early hours of the full moon night.

This moon is propitious to initiate the projects that need notoriety and must be successful.



New or Black Moon

Ideal spells to cast:

With this lunar phase you have to take some time to do introspection and reflection.

Perhaps it is an ideal moment to get rid of or leave behind the sorrows and anguish, the bad energy, the bad vibe, and everything that is stuck. It also favors the search for love and new opportunities.

It is favorable for earning money or obtaining economic opportunities. Spells should be performed in the early hours of the night.

It is also ideal for doing anything that we wish to keep in secret or hidden, and that does not attract attention.

It is necessary to reflect through silence and make it a habit in this moon.



OUR MAGICK WAND

This element is a thin stake-shaped object used for spells, incantations, rites. What the stick does is stir up the surrounding energy, and ether, and helps your spells to regain more strength. It is necessary to give a name to this wand, with a ritual.



How to make our Magick Wand

You will have to find this stick in nature, either in the bushes, jungle, a forest, some stick that can be used as a wand, and that really attracts you. It should be thin and about 14 inches, no more.

Once you have found it, you should wash it with plenty of water to clean it. After a thorough cleansing, it will be charged with its energy by holding it for a long time during the day, and then you can decorate it and add stones, gems, feathers, whatever you like and feel suitable for you.

How to name it

Through this, spell your wand will regain greater strength.

You must take it and place it on a small table that serves as an altar, and repeat this aloud:

"Expert of the moon, this wand that I hold in my hand, shows me its name so that my perception and I can name it." So it will be.

You must maintain your concentration and a great state of silence, the more concentrated you are, the clearer will come to your mind the name you must give to your wand. Your intuition will help you to decipher it.

Sometimes letters appear, and you will have to play a mind game to put them together in your consciousness.


After finishing this process, you should light an incense and move it around the place where you are, then you should carve the name found mentally on the handle of the wand. When you finish carving the name, pass the incense over the wand.

Witchcraft Secret Manual

You must try to keep the wand in a special place for you and avoid that anyone can touch it.

This would cause you to have to clean it with a special oil.

You can recharge the energies of it by placing it in the sun, and remove it before night falls. When using the wand, it is advisable to call it by the name it has been given.



CAULDRON

The cauldron is a super special element recommended for anyone who wishes to cast spells, it is the container where the mixtures are prepared, and the magick potions are made. You should try not to use this item for any other use than that which is recommended.

There are many cauldrons to choose from, but it is important that when looking through some cauldrons, you should let yourself be carried away by your perception and intuition before taking it.

The recommended ones are those that have three legs, three is an odd number, with enough importance to make spells.

You must take into account the material with which it is made; it must be resistant. It is better to find it made of iron, and also, as a general guideline, it is better that the hole is smaller than the base.



GLOSSARY

A

Aphrodisiac

Sex-stimulating substance.

Akasha

It is the element that holds the spiritual power emanated by the universe, the fifth element. Pure energy from which other elements have been formed.

Alchemy

It is a fundamental and powerful tool, of ancestral origin, that deals with stirring up the life energies impregnated in our universe, and transforming positively all the astral plans guided by the light of God. Alchemy is not a philosophical current, or an absurd ideology, but it is more than that.

It is an inner work that can be seen in the daily and specific facts, and, thus, its vibrations are elevated providing it with new forms.

Alchemy helps to capture the vibrations and to give them a new form. Another meaning of this ancient science is to remove the impure from the purest substances to achieve a new substance, with the help of God, as a spiritual need, caused by will and hard work. Those ancient believers have assiduously protected all this wisdom of immemorial times, which developed in Egypt, China, Africa and America.

It was difficult to decipher it, since books have been written in complicated codes to protect this blissful knowledge from being misused by the ignorant or people; vocation, art and certain innate gift are necessary to start understanding the wise path and the codes.

Altar

Most sorcerers or witches have an altar where they make their invocations.

For some this altar means a sacred place, for others a place where they practice their power. A wizard or sorcerer concentrates his/her energies for many magick potions on or near it. Every time a witch approaches an altar, he/she thinks of his/her own God. The altar you choose can be a bedside table, a favorite chair, a table you have and like, a piece of an armchair, a log...

As you get involved with the spells, you will realize that what is important is not what material you have made your altar from but that you make one with your conviction and energy.

There are even people who make altars with stones, cobblestones, wood, putting it on a table or directly on the floor. They can move it around if it is uncomfortable for other people in the house, but this does not mean that it alters its meaning. You can put it in the corner you want until you are not using it.

The meaning of an altar is the sum of all that a witch has placed on it. It may also occur that those who use the altar as a group have

decorated it to their liking, and only that traditional group has that altar for themselves.

These altar decorations generally contain the representation of the four elements, such as a magick chalice, the wand, or other elements considered by them as sacred or spiritual.

Amulet

It is that element which is considered sacred and which is supposed to have magickal attributes for the specific person, which at the same time does not allow free flow of negative energies, and is considered a protective element.

Anaphrodisiac

Unlike the aphrodisiac that stimulates everything sexual, it produces the opposite effect, reducing it like camphor.

Astral Projection

Astral projection displaces the consciousness of the physical body and directs it at will.

Aspergillum

It is a group of herbs used to spray water or a convenient liquid during rituals or potions, and before or after the celebration of them.

E

Esbat

It is the time necessary to celebrate the Wiccan rite of the Full Moon.

Ēostre

It is a holiday, related to Wicca Magick, during the spring equinox. It indicates the beginning of true spring. It is a festival of fire and

warmth, which celebrates the fertility of our land.

Exorcism

Exorcism has been considered as the removal of negative entities from the person being exorcised, but in other types of magick, such as herbal magick, it means intense purification.

H

Herb

It is widely used in magick, and they are precisely vegetables. They are very aromatic and contain deep energies.

They can be trees, grasses, flowers, algae, fruits, species, vegetables, plants.

I

Incense

Incense is a substance that, through fire, emanates a certain aroma, and serves to channel energy. Its smoke, in this way, purifies and removes bad energy.

Incubus

It is said of spirits with bad energy or vibration, often called the devil or demon.

It is a male spirit. In the past, it was claimed that he used women and raped them.

O

Oils

When using these elements, it is important to apply them in association with prayer and requests for positive intentions to intercede for divine assistance.

In order for the oil to have a beneficial effect one must know that it will only be exclusively on those who are activated, be it a specific place, specific objects, people, etc. It is not useful to make a request about other things or people that are not close to the place where the oil or the chosen magick distillate is activated. Keep in mind that these elements operate differently from the famous pastes, candles, elixirs, since they come to act internally in the soul.

Once you have used all the liquid, those herbs left at the bottom of the container should be taken out and burned over an incense, as they contain the maximum power. Whether they are oils or distillates, remember that they are activated by evaporation.

That is why you must use ceramic or earthenware burners, typical burners used for aromatherapy.

Place distilled water in the burner, light the candle, and add seven drops of alchemic oil. Gradually, those magick components will begin to evaporate and become active.

They can be used for combination, a maximum of 3 oils or distillates in the same burner, thus causing combinations highly powerful in relation to energy to act on subtle levels and harmonize a single problem with greater force. Regarding the environment, the oil can be applied with a cotton with just a few drops, and apply it directly to the desired surface.

P

Pendulum

Pendulums are excellent for answering us. They are personal, and you should avoid being touched by others. They provide answers to the radiesthesis in all its applications.

They can provide us with all types of diagnostics, and are used in all the so-called alternative therapies, to check the status of our chakras, pathologies, old pain, our emotional planes and the aura field.

One thing that draws the attention about the pendulum is that it can capture the energies of the place where we are using it, either from a person, or from any object that is present there.

Pendulums are used to capture electromagnetic fields in nature, such as subway rivers, or geological faults, and is used by archaeologists to locate archaeological items.

Pentagram

It is the five-pointed star, one of the points of which is directed upwards.

This picture represents the five senses, which are the natural elements, earth, air, fire, water and akasha (see Akasha), the hand and the body.

It is a protective amulet. In current times, it is related to Wicca magick.

R

Ritual

It is the typical ceremony in which sounds, or music, are generally used with certain movements, and where certain objects are handled to cause effects.

It produces a necessary state of consciousness where the witchdoctor distributes the energy towards the desired objective. Spells are magick rituals.

S

Spell

It is the rite that is considered of magickal characteristics, that is not religious, and that implies pronouncing certain prayers.

T

Talisman

It is that element that contains magickal powers that invokes a specific energy or force towards the one who carries it.

Tincture

It is a potion that is obtained after mixing certain vegetables with ethyl alcohol. If the tincture is medicinal, the vegetables are then soaked in vinegar, preferably apple vinegar.

W

Water and Distillates

They are activated when evaporation occurs, generating a process of change, through energy and ether.

It serves to provoke a mutation and vibrational change on the causes of disharmony.

It is necessary to know that, in most cases, the effect provoked is the purified in its totality, but in certain sense, the structures that are being purified become that same purification, which improves towards a new state of energy and changes.

We must remember that in all situations, it must be accompanied by prayers, raising our requests and claims.

Certain containers designed to evaporate can be used for this purpose, such as ovens, or any other element, better when they are made of earthenware, which can be subjected to the effect of fire or heat.

Wicca Magick

When we speak of Wicca Magick, we refer to the conjunction of nature and the presence of God.

In this way, great changes can be produced. This type of magick implies doing what one wishes to do respecting others without harming them.

Witchcraft

It is the magick referring to the sorcerers that is specifically based on personal attributes along with the energy released by the elements or objects that can be precious stones, colors, amulets, wands, etc.

WARNING: It should be noted that alchemical elements are not food, perfumes nor medicines.

MAGICK TABLE

Here we provide you with a complete list to make your own potions, mixtures, or make substitutions for another element in case you do not find one in particular.

The desired effect of the spell will be the same.

Some clues to understand the table

The letters following each name indicate what you can find or use in any of these ways.

H: Herbs, rubbers, flowers, barks, leaves, fruits, or seeds.

O: Essential oil.

B: Bouquet.

S: Synthetic.

Witchcraft Secret Manual

Magick Targets

- Astral Projection
- Courage
- Divination
- Exorcism
- Happiness
- Healing
- Love
- Luck
- Lust
- Money and wealth
- Peace
- Power
- Dreams
- Protection
- Psychic awareness
- Purification healing
- Spirituality



Witchcraft Secret Manual

Astral Projection

Poplar H	Benzoin, H,O
Sandalwood H,O	Jasmine ,H,O
Cinnamon H, O	Dictamnus albus, H

Courage

Pink Geranium H,O	Olibanum H,O
Green Peas H,B	Jaimacan pepper H
Black Pepper H,O	Dragon's Blood H
Tonka H,B	Thyme H

Divination

Camphor H, O	Iris H
Anise H	Orange H,O
Clove H, O	Meadowsweet H
Hibiscus H	

Witchcraft Secret Manual

Exorcism

Angelica H	Cedar H, O
Basil H, O	Lilac H
Cloves H, O	Malva H
Copal H	Mistletoe H
Cumin H	Mirra H, O
Dragon's blood H	pepper taken from the chile H
Frankincense H, O	Pine H, O
Garlic H	Romero H, O
Heliotrope H	Sage H
Horehound H	Sandalwood H, O
Dragón H	Vetiver H, O
Cardo H	Yarrow H, O

Witchcraft Secret Manual

Fidelity

Apple blossom H	Marjoram H
Catnip H	Meadowsweet H
Hyacinth H	Sesame H
St. John's Wort H	Saffron H
Lavender H, O	

Health, Healing

Allspice H	Honeysuckle H
Angelica H	Cedar H, O
Laurel H, O	Melissa H, O
Reed H	Lime H, O
Carnation H	Sage H
Cedar H, O	Palmarosa O
Cinnamon H, O	Pepper, Chile Pepper H
Citron H	Peppermint H, O
Coriander H, O	Pine, H, O

Witchcraft Secret Manual

Eucalyptus H, O	Poppy Seed H
Heliotrope H	Rose H, O
Fennel H	Romero H, O
Gardenia H	Saffron H
Sandalwood H, O	Thyme H
Sassafras H	Violeta H
Nardo H	Willow H
Wintergreen H	Yerba Santa H

Love

Peppermint H, O	Iris H
Hibiscus H	Palmarrosa O
Ginger H, O	Orchid H
Geranium (pink) H, O	Orange H, O
Gardenia H	Neroli O
Dragon's Blood H	Myrtle H
Enerdo H	Mimosa H
Cumin H	Amalciga H
Coriander H, O	Marjoram H

Witchcraft Secret Manual

Copal H	Lemon Verbena H, O
Clove H, O	Melissa H, O
Civet S	Lemon H, O
Cinnamon H, O	Lavender H, O
Chickweed H	Cedar H, O
Catnip H	Jasmine H, O
Apricot O	Basil H, O
Apple Blossom H, B	Chamomile H, O
Plumeria H	sweet pea B
Rose H, O	Thyme H
Romero H, O	Torus H, B
Sarsaparilla H	Tuberosa H, B
Verbena H	Violet H
Vetiver H, O	Yarrow H, O
Estefanotis H	Vanilla H
Lime H, O	Ylang Ylang O
Lotus B	

Witchcraft Secret Manual

Luck

Allspice H	Rose H, O
Calamus H	Nardo H
Grains of Paradise H	Star Anise H
Fern H	Torus H, B
Hazel H	Vetiver H, O
Heather H	Violet H
Irish Moss H	Nutmeg H, O
Poppy seeds H	

Lust

Ambergris S	Cinnamon H, O
Caraway H	Algalia S
Clove H, O	Deerstongue H
Ginger H, O	Ginseng H
Grains of Paradise H	Hibiscus H
Lemongrass H, O	Nettle H
Olive H, O	Romero H, O

Witchcraft Secret Manual

Parsley H	Saffron H
Patchouli H, O	Sesame H
Peppermint H, O	Estefanotis H
Tuberous H, B	Yerba Mate H
Vanilla H	

Money and Wealth

Allspice H	Elder H
Almond H	Galangal H
Basil H, O	Ginger H, O
Menta de Begamota H, B	Heliotropo H
Calamus H	Honeysuckle H
Chamomile H, O	Hyssop H
Cedar H, O	Jasmine H, O
Cinnamon H, O	Myrtle H
Cinquefoil H	Nutmeg H, O
Clove H, O	Oakmoss H, B
Clover H	Orange H, O
Peppermint H, O	Sassafras H

Witchcraft Secret Manual

Pine H, O	Torus H, B
Sage H	Verbena H
Dill H	Patchouli H, O
Vetiver H, O	Asperilla H
Aloe H, O	

Peace

Cumin H	Magnolia B
Lavender H, O	Meadowsweet H
Gardenia H, B	Daffodil H
Lilac H	Mint H
Tuberous H, B	Violet H

Magick Power

Allspice H	Dragon's Blood H
Carnation H	Ginger H, O
Almaciga H	Tangerine H, O
Vanilla H	

Witchcraft Secret Manual

Dreams

Camphor H, O	Cinquefoil H
Heliotrope H	Jasmine H, O
Marigold H	Mimosa H
Rose H, O	

Protection

Angelica H	Bergamot Mint H, B
Anis H, O	Black Pepper H, O
Gum Arabic H	Calamus H
Asafoetida H	Caraway H
Balm of Gilead H	Carnation H
Basil H, O	Cedar H, O
Laurel H, O	Cinnamon H, O
Grays H	Flax H
Dill H	Galangal H
Cypress H, O	Frankincense H, O
Cincoenrama H	Fern H

Witchcraft Secret Manual

Clove H, O	Fennel H
Clover H	Eucalyptus H, O
Copal H	Dragon's Blood H
Hyssop H	Juniper H, O
Hyacinth H	Lavender H, O
Honeysuckle H	Lilacc H
Heather H	Lime H, O
Geranium (pink) H, O	Lotus B
Mandrake H	Sage H
Wonder H	Mirra H, O
Mimosa H	Niaculi O
Patchouli H, O	Petitgrain O
Pennyroyal Mint H	Pine H, O
Peony H	Ross H, O
Peppermint H, O	Geranium Rosa H, O
Mistletoe H	Iris H
Rue H	Cardo H
Sage H	Valerian H
Sandalwood H, O	Verbena H
Vetiver H, O	Aloe H

Witchcraft Secret Manual

Violet H	Wormwood H
Woodruff	Fragant H

Psychic Awareness

Acacia H	Galangal H
Keziah H, O	Gardenia H
Anis H	Heliotrope H
Laurel H, O	Lemongrass H, O
Camphor H, O	Honeysuckle H
Cinnamon H, O	Lilac H
Citron H	Mace H, O
Clove H, O	Wonder H
Line H	Almaciga H
Sage H	Iris H
Nutmeg H, O	Mint H, O
Orange H, O	Rosa H, O
Saffron H	Tuberosa H, B
Star anise H	Wormwood H
Thyme H	Yarrow H, O

Witchcraft Secret Manual

Purification

Anise H	Chamomile H, O
Gum Arabic H	Camphor H, O
Laurel H, O	Cedar H, O
Benzoin H, O	Cinnamon H, O
Calamus H	Copal H
Eucalyptus H, O	Frankincense H, O
Fennel H	Lavender H, O
Hyssop H	Lemon H, O
Lemon Verbena H, O	Lime H, O
Mimosa H	Mirra H, O
Parsley S	Musk H
Peppermint Pine H, O	Thyme H
Romero H, O	Snuff H
Sandalwood H, O	Valerian H
Verbena H	

Spirituality

Acacia H	Galangal H
Keziah H, O	Gardenia H
Anise H	Heliotrope H
Gum Arabic H	Cinnamon H, O
Keziah H, O	Copal H
Frankincense H, O	Heliotrope H
Gardenia H	Jasmine H, O
Lotus B	Pine H, O
Mirra H, O	Glycine H
Sandalwood H, O	Sage H
Aloe H	

MAGICKAL CHARACTERISTICS

Each person's Zodiac sign has certain magickal characteristics.

It is good to know these details at the time of performing a Spell to manage to channel the energy in a simpler and easier way.



ARIES

Symbol: Ram

Planet governing it: Mars

Element: Fire

Primary Color: Red

Secondary Colors: White and Pink

Candle: High Red

Metal: Iron

Main Stone: Ruby

Secondary Gems: Amethyst, Agate, Garnet, and Tourmaline.

Number: 1, 7 and 9

Flower: Daisies and Red Carnations

Plant: Basil, Aloe, Mustard, Vine

Angel: Samael



TAURUS

Symbol: Bull

Planet governing it: Venus

Element: Earth

Primary Color: Green Water

Secondary Color: Yellow and Orange

Candle: High Green

Metal: Bronze

Stone: Lapis Lazuli

Secondary Gems: Coral, Bright,

Aquamarine and Pearl

Numbers: 6 and 2

Flowers: Pink Rose and Hawthorn

Plants: Hyacinth, Lis, Apple Tree, Rose,
and Sandalwood

Angel: Anael



GEMINI

Symbol: Twins

Planet governing it: Mercury

Element: Air

Primary Color: Dark Blue

Secondary Colours: Orange and Yellow

Candle: Orange

Main Stone: Topaz

Secondary Gems: Citrine, Chrysoprase,
Quartz and Turquoise

Number: 5

Flowers: Honeysuckle and Yellow Lilacc

Plants: Mint, Acacia, Chicory, Birch, Olive

Archangel: Raphael



CANCER

Symbol: Crab

Astro Ruler: The Moon

Element: Water

Primary Color: White

Witchcraft Secret Manual

Secondary colours: Green and Yellow

Candle: White or Grey

Metal: Silver

Main Stone: Moonstone

Secondary Gems: Quartz, Bright Turquoise
and Pearl

Number: Two

Flowers: Pink and Purple

Plant: Mauve, Oats Tamarind, Basil and
Poppy

Archangel: Gabriel



LEO

Symbol: Lion

Planet governing it: The Sun

Element: Fire

Primary Color: Deep Yellow

Secondary Colors: Red and Orange

Candle: Golden

Metal: Gold

Main Stone: Brilliant

Secondary gems: Ruby, Agate, Amber

Number: 1

Flowers: Poppy and Sunflower

Plants: Cedar, Orange, Lemon, Mistletoe

Archangel: Michael



VIRGO

Symbol: The Virgin

planet that rules: Mercury

Elements: Earth

Primary Color: Dark Green

Secondary colors: Silver, Orange and Yellow

Candle: Brown or Green

Main Stone: Sapphire

Secondary Gems: Carnelian, Turquoise,

Moonstone

Number: 4

Flowers: Lavender and Violet

Plants: Tea, Chicory, Acacia, Mint, Lavender.

Archangel: Raphael



LIBRA

Symbol: Scales

Planet governing it: Venus

Element: Air

Primary Color: Light Green

Secondary colors: Blue and Pink

Candle: Pink

Metal: Copper

Main Stone: Emerald

Secondary Gems: Jade, Coral,
Aquamarine, Malachite.

Number: 5

Flower: Red Rose and Daffodil

Plants: Lis, Apple, Rose And Sandalwood.

Angel: Anael



SCORPIO

Symbol: Scorpion

Ruling Planet: Mars and Pluto

Element: Water

Witchcraft Secret Manual

Color: Green

Secondary color: Red and Black

Candle: Passion Red

Metal: Iron

Main Stone: Garnet

Secondary Gems: Ruby, Carnelian,
Blood Stone

Number: 2

Flowers: Anturio and Cherry Blossom

Plant: Holly, Basil, Grape, Sagebrush

Angel: Azrael



SAGITTARIUS

Symbol: A Centaur

Planet Governing It: Jupiter

Element: Fire

Primary Color: Blue

Secondary Color: White and Yellow

Candle: Mauve

Metal: Tin

Stone: Turquoise

Secondary Gems: Lapis Lazuli,

Amethyst, Turquoise

Number: 3, 4 And 1

Flowers: Red Tulip, Hydrangea

Plants: Cherry, Hazel, Oak, Birch

Angel: Sachiel



CAPRICORN

Symbol: Half Goat Half Fish

Planet Governing It: Saturn

Element: Earth

Primary Color: Purple

Secondary Colors: Brown, And Red

Sailing: Olive

Metal: Lead

Main Stone: Opal

Secondary Gems: Agate, Garnet, Jade and

Amber

Number: 4

Flowers: Bell, And Geranium

Plants: Poppy, Sage, Pine.

Angel: Siel



AQUARIUS

Symbol: A Pitcher

Planet Governing It: Saturn and Uranus

Element: Air

Primary Color: Blue Indigo

Secondary Colors: Silver Gray and Indigo

Candle: Dark Blue or Clear

Metal: Lead

Main Stone: Amethyst

Secondary Gems: Pearl, Quartz,
Turquoise and Coral

Number: 5

Flowers: Orchids and Azaleas

Plants: Poppy, Carnation, Moss, Pine
and Artemis

Archangel: Uriel



PISCES

Symbol: Two Fishes In Opposite Directions

Planet Governing It: Jupiter and Neptune

Element: Water

Primary Color: Different Blue

Secondary Colors: Violet and Green

Candle: Green and Mauve

Metal: Tin

Main Stone: Aquamarine

Secondary Gems: Malachite, Turquoise,
Pearl, And Coral

Number: 2

Flowers: Hydrangea and Purple

Angel: Asarielo

MAGICK DAYS AND HOURS

In order to know which is your magick day and time you must check which is the ruling planet of your zodiac sign in the subject we discussed above.

Once you know it, you can determine the moments that are appropriate to cast the Spells.

Magick Day

Day	Celestial Body
Sunday	Sun
Monday	Moon
Tuesday	Mars
Wednesday	Mercury
Thursday	Jupiter
Friday	Venus
Saturday	Saturn

Witchcraft Secret Manual

Magick Hours

Sunday	Monday	Tuesday	Wednesday	Thursday	Friday	Saturday	Times
Sun	Moon	Mars	Mercury	Jupiter	Venus	Saturn	12 a 1 am
Venus	Saturn	Sun	Moon	Mars	Mercury	Jupiter	1 a 2 am
Mercury	Jupiter	Venus	Saturn	Sun	Moon	Mars	2 a 3 am
Moon	Mars	Mercury	Jupiter	Venus	Saturn	Sun	3 a 4 am
Saturn	Sun	Moon	Mars	Mercury	Jupiter	Venus	4 a 5 am
Jupiter	Venus	Saturn	Sun	Moon	Mars	Mercury	5 a 6 am
Mars	Mercury	Jupiter	Venus	Saturn	Sun	Moon	6 a 7 am
Sun	Moon	Mars	Mercury	Jupiter	Venus	Saturn	7 a 8 am
Venus	Saturn	Sun	Moon	Mars	Mercury	Jupiter	8 a 9 am
Mercury	Jupiter	Venus	Saturn	Sun	Moon	Mars	9 a 10 am
Moon	Mars	Mercury	Jupiter	Venus	Saturn	Sun	10 a 11 am
Saturn	Sun	Moon	Mars	Mercury	Jupiter	Venus	11am12pm
Jupiter	Venus	Saturn	Sun	Moon	Mars	Mercury	12 a 1 pm
Mars	Mercury	Jupiter	Venus	Saturn	Sun	Moon	1 a 2 pm
Sun	Moon	Mars	Mercury	Jupiter	Venus	Saturn	2 a 3 pm
Venus	Saturn	Sun	Moon	Mars	Mercury	Jupiter	3 a 4 pm
Mercury	Jupiter	Venus	Saturn	Sun	Moon	Mars	4 a 5 pm
Moon	Mars	Mercury	Jupiter	Venus	Saturn	Sun	5 a 6 pm
Saturn	Sun	Moon	Mars	Mercury	Jupiter	Venus	6 a 7 pm
Jupiter	Venus	Saturn	Sun	Moon	Mars	Mercury	7 a 8 pm
Mars	Mercury	Jupiter	Venus	Saturn	Sun	Moon	8 a 9 pm
Sun	Moon	Mars	Mercury	Jupiter	Venus	Saturn	9 a 10 pm
Venus	Saturn	Sun	Moon	Mars	Mercury	Jupiter	10 a 11 pm
Mercury	Jupiter	Venus	Saturn	Sun	Moon	Mars	11pm12am

Part II

LOVE SPELLS

Spell to Attract Love

When the sun sets, and at night, on a day when the moon is in its crescent phase, you must put bowl with water with some thyme, add also two white roses, or jasmines, well scented. You could also replace it with coves or carnations, add a floating candle, colored transparent or white, with a gem, if possible in transparent or white quartz. The fountain with water must be previously aromatized. To do this, add four drops of rose oil. Now, take an incense, which can be rose, vanilla or lavender, light it and let it burn by perfuming the room where the spell is being cast.



Light the candle, which should be previously carved with the initials of the person you want to attract, and let it consume itself until it is completely consumed.

Then do the ritual again for three more nights, if possible at the same time, and with new water.

Spell to Get Married

To achieve the effectiveness of this spell, you will need the help of a friend, relative or acquaintance who is close to your marriage. If you have someone to ask for helping this ritual **DOES NOT FAIL**.

You must remove a hair, or two, just a little bit of your hair, and ask the person who is about to get married to place it inside the hem of your own wedding dress. You should also write your name on the bottom of the shoe you would wear at the party or enter the church with it.

Love Potion

It is a very powerful oil for attracting love. It is an oil used as a perfume when you meet that person you love.

The ingredients you will need to prepare it are:

- 1 cup of almond oil
- 4 drops of musk oil
- 4 leaves of willow
- 6 seeds of apple (of the same fruit)
- ¼ glass of water (approximately 4 oz)

Instructions:

In a pot or bowl, preferably made of glass, the water should be mixed with the oils, stirring the preparation, either with a wooden spoon or a stick. Then, add the willow leaves next to the crushed apple seeds. The potion should be left outside, in a covered place during the whole night, preferably during the full moon. The next day, the preparation should be strained and put in a glass jar.

How to use it:

You should use it just as if it were your daily perfume, but use it when you are around or with him/her. Avoid that another person uses it, or that it is touched by others. You must hide it in a secret place.

Spell For Impossible Love

If you want to attract the love of that person who seems impossible to you, and is so special to you, then we will help you realize it.

You must get a white candle, and carve his or her name there. Then you must make a potion containing:

- 2 drops of almond oil
- 3 drops of eucalyptus
- 1 drop of lemon oil

With that oil in your hands rub the candle, and soak it in that exciting aroma.

Now, get a piece of paper and perfume it with jasmine oil. Write your wish on the paper.

Then, put the candle in the center of the paper, trying to affix it (be careful that the paper doesn't catch fire).

If you can't do it easily, you can put a candle holder, and when you light it you should concentrate and think deeply about the person you love.

Let the candle burn a little and then extinguish it with water or with your fingers, blowing it out is considered an offense against fire.

Do the procedure again, lighting the candle for a week at the same time, preferably when the sun goes down, and always concentrating on the person you love.

Once this time has passed, leave the candle out on the same paper for another week, and then you must burn the whole paper.

Once this ritual is over, keep the ashes in a closed place next to a red ribbon.

Spell for Lasting Love

If we want love to last, the gypsies give us a formula to achieve it. You must get the bulb of a white rose, and you must plant it either in the ground or in a pot.

When you are planting it, you must pronounce five times the name of the person you love. Then you should give that plant all the care it needs to grow strong and beautiful.

Every day you must check that rose and repeat five times the following sentence:

“I give my love to my beloved (say his full name) I want his love forever too”.

During the growth of the flower if you see that it becomes strong and beautiful, that will reflect the mutual love between you.

Amulet for Romance

Ingredients for the spell:

- A big and cute orange
- Ten drops of spearmint oil
- Ten drops of lavender oil
- Ten drops of mint oil
- A tablespoons of thyme
- Some nails

Take the orange mentioned in the ingredients, check that it is not bruised, not even with blows. Mix the oils well and put them on a soup plate.

Take the orange again. Observe its composition and harmony. Underneath it, put the soup plate with the mixed oils. You must now introduce a nail into the fruit, the oils will now mix with the orange juice.

Almost at the same time, add a new nail, very close, as close as possible to the first one. Then, add more nails until a sort of heart is created on the surface of the orange.

Always check the orange. Add as many nails as possible, until the fruit is completely nailed down. When the orange is completely covered with nails, and placed on the soup plate with the oils you must put the orange insistently through this mixture, until it is well covered by the potion.

Then let it rest, approximately two or three weeks. Every day afterwards you must make the orange roll through the herbal potion.

After a few weeks, take it out of the container, hold it in your hands for a while, and place it on a beach plate. Take six pink candles and paint them with jasmine or rose oil.

Then, place the candles in a circle around the orange, light them and let them burn for six minutes, while watching the orange and dreaming about the love relationship you want. Then take the orange with a string, a kind of cord or rope, or it can be a ribbon or thread, and hang the orange where you can see and smell it for several days. Leave the candles burning until consumed completely.

Spell to Maintain Balance in Marriage

You should get three almonds or nuts, with shell. Write your name on one of them, with something sharp, and your partner's name on the other.

Then, eat the third one. Place the pair of almonds next to each other on the double bed, and put a few drops of rosehip oil on them.

The spell will be strengthened if you light a white candle next to them, where you may have previously carved the date you married, or met. It can be a white candle, or a passion red one.

Once lit, look at the flame and ask for stability, harmony of the couple and marriage.

Once the flame is consumed completely, remove the shell and eat both fruits.

Potion to Awaken Passion

This potion is strictly applied to enhance and stimulate passion and desire in the couple. It is used to increase what already exists. It also works for those who are shy, or who find it difficult to disinhibit themselves sexually, and makes the person who uses it regain confidence in him or herself, and thus harmonize completely with their partner. This potion is ideal to use through massage, and prior to a sexual session, as an erotic game.

To get the magick potion:

- 4 tablespoons of soup of almond oil
- 12 drops of patchouli essential oil

Mix these ingredients in a bowl, and then let them rest for at least three hours. In addition to this potion, it is advisable to light a red candle when you are about to start your massage session. Then start massaging your partner all over the body, and you will see how everything flows in the environment.

Spell to Get Married

When the moon is full, you should write your partner's name in India ink on a 3 inches x 8 inches white paper, fold it five times, concentrating and saying your partner's name internally, and then keep it in your intimate clothes.

After three days, take it out and place it in a glass full of red wine. Soak it for 2 hours. Remove it now, and let it dry just by air.

Once it is dry, pour over it, two drops of your perfume. Then, place it on a ceramic bowl, and burn it.

Take the ashes and bury them in the ground of your house, or in a pot, keeping the pot as long as possible.

Spell to End Indifference

If you want to be desired or noticed by someone who prefers to ignore you, this is the spell to apply.

This spell will make that indifferent person unable to take his or her eyes off you.

Once this spell is casted, you will never go unnoticed by this person again.

Instructions: You will need to light a fire, as in ancient times. A handful of salt is also required. It should be done on the day of the witches, just at midnight.

Light a fire and stand in front of it. With your left hand hold a handful of salt, and throw it into the fire. It will gently fall directly into the flames, while you should concentrate and repeat the following:

*It is not the fire that interests me, but the love of the person I desire. If it is for our sake, let our hearts unite in these flames and make true love, with each other.
So be it.*

Once you've thrown all the salt you have in your fingers, watch the flames and wait until the fire is out.

Spell to Forget a Love

You must pay attention to the phases of the moon, and wait for the day when the moon is waning. It also needs to be sunset. You should have a photograph of the person you want to forget, and put it in the center of a round table.

Take a piece of paper and make a circle on it, if possible, the paper should be white. Then write his/her full name on a thicker yellow piece of paper, and place it in the center of the table. Light a red candle and relax for a few minutes, saying the following phrases:

"(Name of the person) get out of my life, don't disturb my mind anymore, and stop being an obsession in me, and I (your name) will be free again because I let you go long ago, and nothing unites us anymore."

Witchcraft Secret Manual

Then, concentrate and try to imagine a light coming from your heart and enveloping him/her, like blinding that person you wish to forget.

Then write on a piece of paper:

*Now I'm happy, I've managed to get
(name of person) out of my life.
I have freed myself from you
and my past.*

Wait until the candle is completely consumed, and keep both written papers in a secret place, along with whatever is left of the candle wax.

You will probably find the box next to the ashes of the candle when you have forgotten that person. Throw the ashes into some river or sea.

Spell to Get Back Your Lost Love

If you want the person who left you, or who you have left, to return to you, you must cast this spell.

If your wish is true and genuine, it has a great power to come true, if it is just a whim or revenge, it will be impossible.

Ingredients:

- 1 pink candle
- 1 white or cream-colored candle
- 1 dark green candle
- 1 pair of identical magnets
- 1 sandalwood scented incense
- 1 photo of you and that person
- 1 red string or thread
- Wooden matches.
- A disc that has your favourite song

Instructions:

The best way to cast love spells is to do it on Fridays. The candles mentioned above should be carved with the initials of both.

Witchcraft Secret Manual

First light the incense, and the candles with the matches mentioned above. You should place them in a triangular shape, and the base of the triangle should face you. Then, on your right you should place the cream-colored candle that indicates purity, on the left the pink candle that indicates romance, love, passion, and on the top of the geometric figure the green candle that indicates hope. Then put the record of the music you used to listen to together, and in the center of the figure put the pictures of both of you, one above the other, as if you were kissing. Attach the photos with the two magnets that we have suggested above, and visualize an unbreakable union between you. Then, join everything with the red cord or thread, and imagine a genuine and true love that unites you. Try to cast the spell without leaving the triangle. When the song ends, imagine and focus on reconciliation with all devotion. Then put out the candles, don't blow them out, and put the spell away, everything you used somewhere close to you. You will see results in about three weeks.

Spell to Keep a Couple Together

This spell is to make sure that nothing and nobody can separate the two of you. Also, it is to have an excellent couple, and to keep it that way forever. This spell will protect you from the rest, from third parties that can influence the relationship. Under the bed you share, place a white quartz pyramid. On the base of the pyramid, you will have to place a handful of sugar, and 6 copper coins.

In the four legs of the bed, you should tie red belts, which previously you should soak with rose-scented oil or perfume. Once a month, when the moon is in the waning quarter, you should remove the ribbons, and you should put new ones, with the same scent, in the waxing quarter moon phase. Those that are removed should be thrown away, previously they should be burned. When cleaning under the bed, the pyramid and the coins should be washed with water and salt, and left in the sun for two hours. Then, put them back where they were.

Incantation to Get Married

This is a powerful spell, for a person who is alone and wants to get a stable partner and then get married.

Instructions:

Get a religious stamp of Saint Anthony that you should place in your room, next to a bouquet of 4 red roses.

You must pray an Our Father and a Hail Mary every night, 9 nights in a row. You should get up very early in the morning, before sunrise, naked in a room, so that the sun will embrace you with a warmth and thus offer you rays of light.

If you cannot have a room in your house where the sunrays penetrate, you should go out of your house dressed in a white robe, but without undergarments, because the sun should warm perfectly the whole body.

Witchcraft Secret Manual

While the sun wraps it with its rays, you must repeat:

"...Oh dear sun, you must send me a lover soon."

Then, go into a bath and spread oil all over your body. Later, spread a laurel leaf all over your body and take a bath. At night repeat the process.

If a person appears in your life, stop the spell, otherwise, he or she will move away from you and another will come.

If the one who appears is not the man/woman you were expecting or that suits you, then continue casting the spell, until the one indicated for you appears.

Spell to Get an Impossible Love

The next spell is to get attention from a person who doesn't pay attention to you, or may simply be a person who doesn't know you.

It is a spell that must be done on a Friday, as it is considered to be the sacred day of the goddess Venus.

It is important that it be cast at night, when the moon is at the highest point in the sky and it is in the phase of a full moon.

It should never be cast in the waning of the moon, or when the moon is not visible because it is cloudy, so the spell can cause contrary and undesirable effects.

You will need:

- Two white-colored fabric rectangles of 4 x 4 inches
- A red rose
- Hair of you and the other person (as much as possible)
- 2 hearts of red cardboard

- A piece of paper
- A sprig of dried mint
- Rose Oil
- Two red ribbons to tie the fabric
- A white candle and a red candle
- Sandalwood Incense
- Wooden matches

Inatructions:

- 1.** Light the incense and put the candles in front of you, placing the white one on your right and the red one on your left. Light them with the wooden matches, just like the incense.
- 2.** Put the two rectangles together, and put rose petals in one of them together with the amount of hair you got from the other person, and, in the other rectangle, repeat the same procedure with your hair.
- 3.** In the rectangle where you put this his/her hair, take the four tips that make up the rectangle and tie them together with a ribbon to form a small bag. Then

Witchcraft Secret Manual

say: "... (Name of the person), for all the power of my love and all the ties of destiny, love me and feel the need to be by my side."

4. Do the same procedure with the other rectangle and say: "(name of the person), I keep all your essence to have it in my heart, let it be the little place for when you come to give it to me".
5. Always carry your beloved's bag anywhere that is always attached to your body and the other bag where your hair is, you must give it to your beloved one.

Note: If you do not feel able to give the bag to the person you love, bury the bag in his/her driveway, place it in his/her car, in his/her room or in a place where he/she can find it.

The spell will take effect from the next moon, 28 days after it is cast. That person will start to notice and approach you.

Spell to Find a Husband

This spell is the right one to get extra help in finding a husband.

To cast this spell, you must go ahead and make your Christmas tree from the 20th of November and you must decorate everything in white, with white balls, white ribbons, white lights, everything you can imagine, but make it white. You must disassemble the tree on February 2nd, since this day is celebrated as Candlemas Day, and this will help to emulate your wedding dress.

If, by any chance, you don't hear about this spell before November 20th, you have time to do it between November 20th and 28th, always keeping in mind that the closer you do it on the 20th, the more effective it will be.

This ritual takes place after a few months. If you are in a couple, that person will be the one who risks taking the first step. If you are alone, the man you were looking for will appear and, as time goes by, things will happen.

But the important thing is that you must be always alert and active and never to forget the details of the Christmas tree.

Spell to Stop a Divorce

To cast this spell must get:

- Clay
- A rope
- A box

Instructions:

Make two clay figures (one female and one male).

Make two figures with the clay (one female and one male). Make them visualizing all the qualities and attributes that you want your relationship to have.

Stop and think firmly about those attributes and then take a deep breath.

Tie both figures with the rope without breaking them while saying the following:

"These two figures will remain inseparable, our union will always be present, and love will exist until eternity. You shall not think of, nor desire, any other person than I".

Keep both figures in a box so that they are well hidden and nobody can touch them.

Marriage Proposal Spell

If you want a person to propose to you, you must be very calm, because it is fundamental to achieve your objectives. As a first step, you should look for some earth, this earth has to be stepped on by the person you want as your wife or husband.

Then you should get a pot in which you can plant a fast growing flower. The choice of this flower can be made instantly and spontaneously.

Witchcraft Secret Manual

As spontaneous as the choice of the flower is, love will blossom with the chosen person, and he or she will propose marriage in a short time.

Another option is to obtain the earth stepped on by the chosen person, and bury it next to a tree while the following words are enunciated:

" Dear tree, that you are master of silence and patience, I grant you his soul and spirit, so that his/her deepest love is directed towards me, as these beautiful leaves grow in you."

Then, in the days following the casting of the spell, one should have 5 minutes a day to imagine the desired person. What you should also do is, imagine the moment when the person you love proposes you marriage and your happy face when you receive that news.

The more intense your thoughts are, the less time the action will happen. You must learn to have a little patience, but this spell is very effective, and is easily cast.

Spell to Reconcile a Marriage

This ancient spell will be of maximum use for your couple to take the initiative to return to you if you have left, or will strengthen the relationship if you are still living together.

What you need:

- 2 white roses
- 4 strawberry oil drops
- 9 rosemary sprigs

Instructions:

The rosemary sprigs should be placed (over a low heat) in a pot for twenty minutes and then let it rest. Once it is at a pleasant temperature, put the drops of strawberry oil and put all the petals of the roses inside the pot. What you should try to do is to wet the petals well in that infusion and then strain them. With the rosemary infusion, once it is warm, you should bathe and refresh your whole body.

The most advisable thing is to take a bath before going to sleep, thinking very hard about the desire and purpose you want to accomplish.

Spell to Reconcile a Couple

What you need:

- 7 white flowers
- A transparent vase
- 21 white candles

Instructions:

This spell must be cast on a Monday, before 7pm. You must go to church with the 7 white roses and the transparent vase.

You must place the vase with the roses on the altar next to an image of Saint Anthony.

You must light the 21 candles and pray the Lord's Prayer 21 times asking for the promotion of the union between you and

your partner. You must do this procedure for 7 consecutive weeks.

This spell can be performed for you, or for other people who need help, either a friend or family member who is in trouble with his/her partner or who is in danger of his/her marriage.

Spell to Attract a Person Who Ignores You

This spell guarantees fidelity and good relationships. You will see impressive results.

Instructions:

- 1.** Get a piece of cloth of the favorite color of the person to be seduced.
- 2.** Thread a needle and sew with a white thread the initial of your name and his/her name.
- 3.** Sew with a central stitch.

4. Put the piece of cloth near an object that the person has given or likes very much. Leave that piece of cloth for many days.
5. After a while, remove it and throw it away, always wrapped in a black plastic bag.

Spell to Break Up a Bad Couple

Materials:

- 2 similar pieces of paper
- 1 cup
- A pen
- Oil
- Water
- Vinegar

Instructions:

You must write down the name of one of the couple on a piece of paper and the name of the other person on another piece of paper.

In a container, put water, oil and vinegar.

Witchcraft Secret Manual

The papers should be placed inside the container on the side where they are not written.

Cover the container and put it in a dark place where sunlight cannot reach it.

Every day you should take the container and shake it saying...

"since water, vinegar and oil are all opposites, and never mix with each other, the same will happen between (the two people you want to separate), and every time they meet they will not stand each other and will choose to separate."

This spell is very effective and works every time.

Spell to Break Up a Bad Couple (2)

What you need:

- A photo of the person who wants to separate
- 1 meter of white ribbon
- A personal object belonging to such person
- A gold ring
- A white candle
- A black cardboard

Instructions:

On the black cardboard you must draw a five-pointed star and, in the center of it, put the white candle and light it.

Take the photo, the white ribbon and the personal object. Then tie the photo and the object with the ribbon and say:

"I protect you (name of the person) so that nothing hurts you or the people around you".

Witchcraft Secret Manual

Say it 5 times until you finish tying the object to the photo. Once you have done this, put the object in the middle of the star and soak it with a little candle wax, sealing it well and saying:

"I seal this spell well to provide only good to the people who are in it".

Then take the gold ring and place it on the object just where the candle wax is.

All materials used in the spell (candle, photo, personal item, gold ring) should be hidden in a dark place to avoid sunlight.

When the spell works, remove the ribbon from the object and photo while saying:

"I undo this incredible spell that worked and I thank the five-pointed star for giving me light."

MONEY AND FORTUNE SPELLS

Spell for Business Success

This spell is ideal for the person who is going to take off with his own business venture.

You will have to place in some quiet sector of your home a small round table, cleaning it with apple vinegar, and a yellow cloth, then place over it a tablecloth or dark colored cloth.

Now on your table, which will work as an altar, proceed to anoint eight strong yellow candles and eight light blue candles.

When it is the first night of the waning quarter, put on the altar, in one of its corners, saucers or something to place the candles on, and place right there seven strong yellow candles trying to form a straight line.

Then, in the middle of the straight line put some grains of wheat.



Witchcraft Secret Manual

Start by lighting the candles from the right to the opposite side and leave them until they are consumed.

You must concentrate and imagine a deep desire realized for commercial success, and perfume the environment with lavender incense.

The next day, in the evening, place seven light blue candles in front of the grains of wheat, in the dishes or bases, and in front of them, place some rice.

Now light these candles, from right to left side, and leave them until they are consumed. Refocus on the desire for success and perfume the environment with myrrh.

The next day, in the evening, put in front of the grains of rice of the previous night, a candle of color blue, a yellow and between both a jasmine fragrance incense.

Light the candles and incense, and, during it is consumed think deeply about the success you want to achieve.

Spell to Protect You from Bad Luck

You should look for three nuts that are as large and as similar as possible.

Then light an incense pass and pass the nuts that are in grain through the smoke for a few moments.

In the part of the shell of each nut paint with something that looks good in red, (could be nail polish), the plus sign (+).

Put the nuts in a red cloth bag and hang it on the door of the house or office. You should add, to enhance the power of the spell, a rue leaf and mix it between the nuts.

Potion for the Money

What you need:

- ¼ cup of jasmine oil
- 6 drops of patchouli
- 4 drops of cedar
- 3 drops of almond
- 1 drop of lemon oil

Instructions:

You must concentrate and imagine an ideal situation you want to achieve related to the money you want to attract.

While you visualize that situation, pour the jasmine oil in a transparent container, previously passed through alcohol to sterilize it. Now, you will have to pour the oils that we mentioned above. Stir and visualize a lot of money, each time you see more, more and more than imagined.

Surely you have achieved a delicious aroma in the environment, the advisable thing is to inspire deeply while you continue visualizing all that fortune.

Spell to Be Employed

If you are looking for a job or a contract, the most effective way to get one is to put some bay in a light green cloth bag.

This should be previously marked by a cross, which should be done by dipping your finger in oil (especially olive oil) and making the drawing with your finger.

Finally, light a lavender incense and pass the bag through the smoke it produces until it is consumed.

Spell for Removing Envy

You must wait until the lunar phase is in the waning quarter to cast this spell. You have to take three almonds and use a mortar to crush them well. Then, you must add to these almonds, five drops of almond oil.

Put three spoonfuls of this paste in a container filled with water, and stir six times with your left hand in a clockwise direction.

With all that mixture, clean the floors of the entire house (or office), from the most distant bedroom to the entrance door, and finally to the entrance of the house.

Light an almond incense and carry it through all the rooms of the property.

Plant a white roses plant and another of red roses in the garden of your house (if you do not have a garden, do it in a green pot) at a distance greater than 1 meter between both.

You will have to make sure that the roses have been stolen or gifted.

Spell For Sale a House or Property

This spell will have to be cast when the moon is in Taurus.

You must light an olive green candle, some of these candles have a pine scent, it would be even better.

Witchcraft Secret Manual

Then, you have to “paint” a statue, an image or a holy card of Saint Joseph with a few drops of essential pine oil.

To finish, light a pine incense and pass it around the statue saying the following (repeat 3 times):

"Come into my home good buyers, pine smoke, make the sale effective and fair, dear Saint Joseph, make this request true"

You must visualize the house being sold, and concentrate with good thoughts.

Before finishing the spell, take the statuette or image of Saint Joseph and bury it in your garden, or in a pot to be placed near the entrance door. When you bury it, you must pay attention letting the head of the statuette or the image facing upwards.

Once the whole sale operation is completed, dig up Saint Joseph, because if you leave the statuette buried could reverse the positive effects of the spell. Keep the statuette in a green cloth bag.

Spell to Attract Money and Wealth

To cast this spell you require:

- Half a glass of water
- Some coarse salt
- 7 yellow or gold coins
- An image of Saint John the Evangelist

Instructions:

You must wait for a night of the crescent moon to do this ritual. Put the salt in the glass with water and then throw the seven coins at it. Let the glass rest overnight on a table, and put in front of it an image of Saint John, so that the image faces the glass. The next morning, look at the glass carefully and try to visualize inside the glass the image of Saint John and repeat the following:

*“Dear Saint John, generate the fortune
I desire, and all the power I need,
I promise I will use it to do good”.*

Repeat it for the next four nights of crescent moon.

Make Sacrifices to Fulfill

Your Wishes

There are several ways to make promises in the form of small sacrifices so that one's wishes are fulfilled.

The most advisable thing to do now is to make acts of solidarity, and help both your family members, and your circle of friends or neighbors.

Among the activities that can be done are:

- Donate to a children's soup kitchen in a poor neighbourhood, whether it is a hospital, a nursing home, a mental hospital, schools or any NGO,
- You can buy non-perishable foods such as noodles, rice, powdered milk, etc. Also, medicines, clothes and shoes are always necessary.

You can use part of your free time to help those in need.

Gypsy Spell for Good Fortune

This spell comes from the ancient gypsies. It serves to protect and guard against evil spirits and live in abundance.

It does so through a bag called "putsi", and it is achieved as follows:

Take a piece of red silk and make a kind of small bag. Inside it, put these elements:

- Six dried red roses petals
- A wedding ring may be of your mother, grandmother, or a friend,
- A bean,
- Three garlic cloves,
- An gold object, may be a coin,
- Jasmin root,
- A piece of coal.

Put everything in the red bag, and always carry it with you, close to your body, in a pocket or in your wallet.

HOME & FAMILY SPELLS

Spell To Attract Joy to Your Home

What you need:

- 0,7 oz of flowers, which might be scented, dried or ground.
- 0,7 oz of ground dried roses
- 0,7 oz of ground lavender
- 2 drops of lavender oil
- 10 drops of sandalwood

Instructions:

You will have to wait to do the ritual on a moonlit afternoon in first quarter. Mix all the flowers in a bowl, and mash them until they are almost a powder. Then add the lavender oil, or it can be vanilla, with the sandalwood oil. Mix everything together and fill small red cloth bags. Tie these bags with white ribbon ribbons, and hang them where you keep your clothes, or behind the doors of your rooms.



Spell For a Wish to Be Fulfilled

For a wish to come true, you must write on a piece of paper without lines what you want and desire from your heart, in a clear and synthetic sentence.

Then, you should fold that paper into four parts, and put it inside the folds three bay leaves.

Fold it again, this time three times, and wrap the white paper in another light green one.

When your wish comes true, you should burn all the papers, thanking the universe for helping you to fulfill it.

Christmas Spell to Make a Wish Come True

In such a Christian time, as Christmas turns out to be, it is good to ask for wishes to be fulfilled, but not to pagan gods, but to the son of the Christian God.

Witchcraft Secret Manual

To start working with this Spell, you should light a passion-red candle, then light a smoke and blur with myrrh, and take three sheets of paper without lines, white, along with a green pencil.

On the first sheet, you must write all your wishes, do not deprive yourself at all.

On the second sheet, you should write down the names of those people with whom you have had some kind of conflict and wish to forgive.

On the last page, you should write the names of all the people who have helped you and you want to thank them.

Once you have finished with the sheets, at twilight, you must make a ball with the three sheets and put them in a container to be burned.

Do this with the candle you have lit, until the leaves are burned completely. Then, take the ashes and carry them outdoors letting energy flows. Scatter them in the air.

Home Clean

What you need:

- Thurible
- Charcoal
- Pure or granulated incense
- 3 drops of rose oil
- 3 drops of sandalwood oil
- White candle
- Pine oil

You won't have trouble getting the elements, as they are usually found in spiritual or religious stores. sanctuaries.

You can do the spell on any day of the week, but it will be more valuable if you do it on a Friday, since it is ruled by Venus, it is the day of love, and positive energies.

Take the candle and carve on it a kind of pentagram or star containing the five points. The tip of the star should face upwards. Then, paint the candle with pine oil, do it with your fingers, from the top down, and place it on the candleholder or base repeating three times:

Witchcraft Secret Manual

"The Lord is on my side, on the day of his wrath, he remove the kings"

Now put a charcoal inside the thurible, take a match and light it very carefully so you don't burn yourself. Gently, add the rose oil, incense and sandalwood oil on top of the charcoal.

Take the thurible and the candle, and go around the house, spreading all the smoke that comes out of that mixture, which is to protect yourself. Do it barefoot, and from the back of the house to the front. Repeat it saying:

"I pray God to clean my house from all evil and grant me your protection, amen"

The incense will be consumed, leave it. The candle is also better left to burn out completely, but if you must extinguish it, do so with your fingers or with a candle extinguisher, since doing it by blowing is an offense to the fire element.

Deep Cleansing of Negative Energy at Home

There are many situations that can affect people's lives, and their natural routines. Among them, health, love or work may be affected, which is generally where the bad energies are most placed. But the place where bad energy or good vibration predominates is our home.

There are many objects that without our knowledge cause a good or bad reaction related to energy. The disposition of furniture, its location, some color that we choose for the wall, a plant in a wrong place, can cause problems of many types, that can go from a migraine to the difficulty to develop your career.

It is important then to know the correct distribution of our furniture, and many other factors that will protect us from the accumulation of negative energy.

There are rules to follow to protect our home, take care of our health, and preserve calm for all family members.

Next we will show you the required steps and keys in relation to the energetic, spiritual and esoteric, which are used to clean, change and improve the home to make it a peaceful and happy place.

Purify by a Cleaning

The first thing we must consider when we start looking for the health of our home, and, as a consequence, of the family members, is to clean thoroughly. The following process could take a couple of days:

- 1.** If you think it is necessary and important, and you can afford it, paint the whole house, taking into consideration that the best colors are: white, beige, light blue, pink or light green.

Witchcraft Secret Manual

2. Go to your closets and take off all your clothes, everything inside them, discard what you no longer use, and then simply put everything back together again with just what you need.
3. Try to completely clean tablecloths, curtains, upholstery, carpets, etc., all thoroughly.
4. Take a bucket or bowl. Previously mix in the bucket half a liter of water, and a glass of vinegar. With this preparation, take a cloth and wipe all the floors and windows of the house. It is advisable to start at the entrance, then go clockwise through the bedrooms, and then finish where you started.
5. Whatever is left over from the vinegar mixture, throw it out, because it will have collected a lot of negative energy and you must remove it from your home. Don't forget to throw the cloth away, or wash it thoroughly.
6. If you think you can redecorate the house, do it, and start by removing what you don't like and replacing it.

Use of Incense

Once the deep cleansing is complete, it is time to smoke out the entire house, to remove any traces of negative energy that may have remained. You could use a thurible or make one yourself from an old tin.

Put a lit charcoal, it will burn the necessary substances for the purpose.

When the smoke starts to come out, walk around the house in a clockwise direction. As you walk around the house, repeat this phrase:

"Positive energies of the universe, come into this house, and freely walk around my home so I will never lack love, health or money, and so no one can harm us.

Please protect us (name family members, and pets if you have them)".

Please note some tips for perfuming your home:

Witchcraft Secret Manual

- 1. To attract money:** half a teaspoon of cinnamon oil, two drops of myrrh oil and some brown sugar.
- 2. To keep away bad vibe:** half a teaspoon of coffee, 0,07 oz of cloves, and half a garlic (keep the skin of the garlic, after you peel them)
- 3. To keep away sickness:** a half teaspoon of cinnamon, 3,5 oz of tobacco, and a tablespoon of sugar.
- 4. To Purify Your Home:** 7 oz of bay, half teaspoon of oregano and 2 teaspoons of coffee.
- 5. To better relate with people:** One teaspoon of nutmeg, 1 teaspoon of white pepper, two teaspoonfuls of benzoin.

All the effects of incense last approximately twelve to forty-eight hours. For this reason, it is recommended to smoke the home at least once or twice a week.

It is important to know that nature, that is, plants, are perfect harmonizers for the home.

Except in bathrooms and bedrooms, it is convenient to use plants as decoration.

Also in the living room, the main room, the kitchen, because they will take the negative energy of the environment and transform it.

Protect Your Home With Talismans

To be able to do a complete ritual, now we only need to take one of the talismans, which appear below, to obstruct the entrance of bad energies into our home, and to be in peace and harmony in our house.

- 1. Cobra Head's Talisman:** This object, which comes from Egypt, means salvation and protection. It is related to the goddess Isis, since she was related to the moon, the rituals, her tributes, and many times she was portrayed as a

snake. To use this talisman to protect the house, we must put it on the front door, but this time, on the outside, at the height of the eyes. In this way, unforeseen disasters can be avoided, and the members of the family will be protected against any kind of attack.

- 2. Talisman Angel's Feather:** Its purpose is to attract good energies, and to drive away evil. It should be placed behind the entrance door to your home or near a window.
- 3. Charm Rune of God Tyr:** Runes, ancient stones, possess certain gifts and magickal powers that help protect our home.

The rune of this God was formerly used to drive away evil spirits from the darkness and those nefarious memories of our past. This rune should be placed at the entrance door of your home, inside.

Day by Day Progress

While these rituals are effective whatever the situation we are living in, it is also true that the strength, will and effort of each family member is very important to the environment in which we live. To further improve, it would be important for each one to practice meditation or to have moments for reflection and silence. This wise advice will produce miracles when it comes to protecting your home and keeping away from all negativity.

Our Protective Amulet for Home

The lightning stone is very effective in protecting you from the evil spirits that are disincarnated outside your home.

If you can get this important stone, put it on the front porch of your house, and if you are lucky enough to get a kind of knife made of this same stone, put it on your altar as a decorative element, and it will be the weapon that will protect you from all evil.

PROTECTION SPELLS

Ritual to Purify Your Aura

Learning to purify or cleanse your aura is an important and indispensable task.

It will help us to attract all the good that we want life to give us, to chase away problems, and it will help in terms of social relations with our environment, and the impression we give to others.

The plants help us to clean our aura.

To achieve success in this purification you can use these plants:

- Sage
- rosemary
- lavender
- rue
- bay
- mint

You will have to choose only three of these plants, those that are easier for you to get.



Take a fairly large pot of water, and put it to boil along with the three plants you have chosen.

The specific ritual to clean the aura is to pass your hands through the steam of the pot in the form of a cross, and visualizing in your mind an image of peace and tranquility, some landscape or something that gives you quiet.

When the preparation is boiling, leave it to cool down for a while. Then, take a bath as usual.

Once you have bathed, with the purifying water, pour it from your head to your feet, making it to go all over your body.

You don't have to drink it. Let the purifying water penetrate for a few moments into your skin, and then dry yourself, if you can, with the air without a towel.

Ritual To Purify Your Aura (2)

This spell is intended to make you eliminate from you all that bad energy you may have in your aura, coming both from inside and outside.

Ingredients you need:

- Lotus incense, sandalwood or church.
- An amethyst stone that is not raw
- A white candle
- Rose water

Instructions:

This spell is best done on your magick day and time (check it out in this manual).

First, you must previously prepare the rose water which is done in the following way:
look for water that is not from the tap (can be river, mineral, bottled, spring, etc....), collect several petals of any rose (try not to be yellow) and put it in the container next to the water.

The day before you do the aura cleaning, you should pour the water into a jar with the rose petals, together with a handful of coarse salt and three teaspoons of honey.

Let it rest this way for a whole day, prior to the spell.

The ritual consists of four parts:

- 1.** The first is purification through air with the incense,
- 2.** A part of purification through the earth with the amethyst
- 3.** Another one of cleaning with water and the mixture of the roses,
- 4.** And the fire always present as a witness by the white candle.

You should start by lighting the white candle. Then you should light the smoke, and when it begins to emanate smoke, you should spread it throughout your body, impregnating it with its aroma.

Do not neglect any part, that is, spread the smoke all over your body without leaving anything aside, since your whole body emanates energy.

You must keep the smoke at a distance of between 0,75 and 1,5 inches from you. Remember to start from the bottom, from the feet, and work your way up to the head.

It is important that you do it slowly and calmly, concentrating on each part of your body for a long time. You can use all the incense you need for this.

Once you have finished the ritual of incense and smoke, leave it in the thurible, so it continues burning while the rite lasts. Now take the amethyst stone and rub it all over your body as if you were passing the soap from the sink. Take all the time you need to stay on all parts of your body for a few moments, and do it slowly and calmly.

When you have finished the cleaning, put the amethyst near the incense that should remain lit. Now go and get the rose water mixture.

Use the water to wet your body, everything, even wet your head and you must dry yourself without a towel, that is, simply with the air.

Once you have completed this last step, extinguish the incense, the candle, and your energetic body will be completely clean.

Household Cleaning Potion

To do this ritual you must first get one of the 10 plants considered sacred (at least 7).

Some of them that you will be able to choose are: pine, acacia, rose, basil, mistletoe, jasmine, olive tree, rue, verbena, thyme.

You should add water to this mixture, taken from the rain, and leave the plants to soak for 5 days.

The container where you collect the water should be covered and away from sunlight. When the days have passed, strain it. Now, with this potion without the herbs, spray the home or house of whoever you want to clean.

Know If Someone Has Cast a Spell Against You

There is always the possibility that someone might want to hurt us sometime.

Sometimes out of envy, sometimes out of jealousy, and sometimes because certain people hurt just because.

But, to make you feel protected and to check if you have been hurt, here is the formula.

You Need:

A fresh egg, a glass plate. Follow the instructions detailed below:

Break the egg and gently throw it into the dish. Then watch carefully for a stain inside the egg yolk:

If the shape of the stain is circular, it is a man; if the shape is square, it is a woman. If you do not find the stain, nothing has happened, relax because no one has done any spell on you.

Witchcraft Secret Manual

If the stain on the egg yolk is circular or square, take another egg, take a container, fill it with water and salt, and put the egg there (whole, without breaking it).

If you see that it sinks to the bottom, you will have to pay attention among your relatives or some close friend.

If the egg floats, it is someone unknown, not from your inner circle.

Don't get carried away by your feelings, try to concentrate on the spell, and protect yourself with good energies, live calmly, and get rid of people with bad energy.

Counter-Spell

This powerful spell should be used when you know that someone has cast a spell against you.

Cut out or get a square of yellow or gold cloth, about 8 by 8 inches.

On the square of cloth you must put:

- 10 leaves of sage
- 10 leaves of Rosemary
- 10 mint
- 10 teaspoons of verbena
- 10 grains of incense

Now take the cloth, by the four ends, and close it by making a knot at the end with a red silk ribbon to prevent losing any of the materials.

Make the sign of the Catholic cross, and place it on your forehead while you repeat:

Witchcraft Secret Manual

I ask you to turn away from me, as from my family, I ask it in the name of God and all his saints, turn to whom he has sent you, Amen".

Then, you must pass this little cloth bag first through the back of your neck and then through all parts of your body, from top to bottom, repeating the previous sentence. When you finish, you will pray an Our Father and a Hail Mary.

This same ritual should be repeated for nine days, and on the last day burn the bag with some alcohol while you pray the Hail Mary nine times.

Then, get rid of the ashes in some river, lagoon, sea or watercourse.

BEAUTY SPELLS

Anti-Cellulite Spell


If your deepest desire is to fight cellulite, you must cast this spell on a Friday.

At night you must throw to the floor unused matchsticks (approximately one hundred) and once you mix them on the floor, you must take them one by one alternating your hands (take a match with your right hand and then one with your left hand) until you lift them all.

Then put in a talcum powder container (approximately 3,5 oz) and the juice of 3 lemons.

Mix and apply the mixture to the areas affected by cellulite. This mixture should be left for half an hour. After that, you should take a good shower.

This spell must be done during 3 Fridays in a row, otherwise the effect will not be the desired one.



Spell For Curlier Hair

You must get the following ingredients:

- 1/4 cup cider vinegar
- 1 tablespoon of wheat germ oil
- 1 tablespoon of ginseng

These elements should be mixed very well and then applied to the hair. Then you should visualize yourself radiating much beauty with your curly hair and feeling very good. You should feel that your hair is soft, healthy, full of curls and very shiny. It is very positive if you make a visualization reinforcement by saying:

*"I am the most beautiful of all
Everyone is looking at me for my
fascinating hair
My hair shines and is beautiful
Everyone loves my hair
I am very happy with this new hair"*

Spell to Straighten Hair

Find a place in the house where you can feel relaxed and at peace. Start visualizing landscapes that are to your liking, being able to identify colors, tastes and smells, as if you were there. Visualize yourself enjoying yourself.

Once you sit down somewhere, feel the pleasure of being there and start breathing deeply.

You will feel your body floating and very relaxed. When you feel that beautiful feeling, visualize yourself as you are in that moment, visualize especially your straight hair, and how you would like it to be.

Once you can see yourself with the desired straight hair say the following phrase:

"My hair is curly and I want it to be straight, very straight".

Feel all that energy that you create in thought expanding throughout your body and all the cells in your body starting to vibrate.

Try to capture the information that you are creating and how it goes to the brain and is fulfilled little by little.

While you feel this new vibration, repeat the phrase again, then wait approximately 4 minutes with your eyes closed and then open them. If you practice this exercise daily, you will see that the results will appear gradually.

While feeling that new vibration, repeat the phrase again, then wait about 4 minutes with eyes closed and then open them.

If you practice this exercise on a daily basis, you see that the results will appear gradually.

Spell to Be Irresistible

What you need:

- A black pencil
- An orange candle
- An orange paper
- Mild soap

Instructions:

On one side of the orange sheet you should write down everything you want to change about yourself. On the other side of the paper, you should write in very large letters the following phrase:

"BEING AN IRRESISTIBLE PERSON IS NOT IMPOSSIBLE".

Then light the orange candle and burn the orange paper carefully with your eyes closed, thinking the sentence and then saying it out loud. Once all the paper is burned, you should immediately go to wash your face with water and mild soap and shout the previously mentioned phrase.

You will begin to realize that people of the opposite sex begin to approach you much more than before. These results can be seen from the third week.

Spell To Have Beautiful Curly Hair

This spell helps to strengthen the hair and make the curls look better and better.

What you need:

- 100 g watercress
- 50 ml of alcohol
- 1 tablespoon of essential geranium oil.

Instructions:

To make the hair stronger, shinier and the curls look better and better, the above-mentioned ingredients should be macerated for one week.

Witchcraft Secret Manual

You will get a potion that will be ideal for you to look stunning.

You should apply it to your hair on a moonlit night in a first quarter and leave it for 20 minutes.

You must repeat the operation for four more first quarter moons.

If you want to strengthen this Spell drink a spoonful of the preparation that follows diluted in ½ liter of water, before applying the potion on your hair.

To make it, mix the juice of two green peppers with the juice of one carrot and some raw spinach leaves.

To Change Eyes Color

What you need:

- 1 candle of your eye colour
- 1 candle of the eye colour that you desire.

Instructions:

Select a place in your home where you feel comfortable and can be relaxed.

Light the candle in your current color and place it inside a glass cup, relax and recite the following words with your eyes closed:

"They're my eyes and they tell me my way, It's my way, and I do it with light "

Open your eyes and light the other candle (the color of the eyes you want to have) with the candle in the glass and place it inside another glass.

Blow out the first candle by saying:

Witchcraft Secret Manual

"They are my eyes and they show me my way. They are my eyes and will be mine forever."

Close your eyes again and relax by identifying a beautiful and peaceful landscape in your mind.

Visualize that you are in that place and that the seven colors of the rainbow entering through your eyes.

As you feel heaviness in your eyes begin to move them from left to right, and try to feel every particle of your body.

First, feel the eyes, the pupils, the iris, even the tiniest part. Feel like a special energy is penetrating them, peaceful and renewing.

With your eyes tightly closed, start thinking:

"They are my eyes, they are colored (color of your eyes),

They are my eyes and they will be (the desired color)".

Witchcraft Secret Manual

Pay close attention to this thought and concentrate on it.

Begin to feel how each cell in your eyes begins to vibrate and carry all that vibration to the brain.

As you feel all that new vibration, think of your eyes changing to the color you want.

After about five minutes of doing this exercise, open your eyes and extinguish the candle by saying:

*“They are my eyes, they are colored
(color of your eyes),*

*They are my eyes and they will be
(the desired color)”.*

Try to practice this exercise every day at sunset.

Spell to Help You With a Diet

If you want to lose weight, it is very important for you to remember that you do not have to be hungry or stop eating enough, because then the effects may not be as desired, because your health may be affected.

That's why it's important that, when you cast this type of spell, you say out loud:

"I want to lose weight healthily".

This is a spell that should be done when the moon is waning, since its purpose is to make the tide carry away all the excess weight it has.

You should say aloud, *"I want to lose weight in a healthy way"* and later write the same words on a green candle.

Once you have finished, you must take the green candle and visualize your figure as you wish. Light the candle and leave it burning for half an hour.

Witchcraft Secret Manual

At nightfall, light the candle and leave it burning until it is consumed, visualizing yourself again as you would like to be.

Surely, your eating habits will change mysteriously.

You will eat without realizing a healthier diet and the spell will work wonderfully.

Spell to Help You With a Diet (2)

What you need:

- Fertile Earth
- One pot
- Garlic

Instructions:

You should wait for a moonlit night in the waning moon and place pieces in the pot of food that are fattening for you, trying to include those foods that can't resist.

Cover the food with a thick layer of fertile soil and pour over it a ½ glass of white wine at a natural temperature. Let this soil dry for at least 4 days, and when it is dry enough, plant in it 1 head of garlic. Leave the garlic and pot as they are until you have finished the diet or reached healthy weight I was looking for.

You will be surprised with the results obtained with this spell.

Spell to Lose Weight

The lunar phase in which this spell is cast is the waxing crescent and the day must be Sunday.

Materials needed:

You must find a yellow cloth and cut it into 2 pieces of 4 X 4 inches each.

Scissors, a frame, a lilac embroidery thread, a pencil, a photo taken about a month ago, and embroidery needles are essential.

Ingredients: half teaspoon of dried rosemary, coarse grated nutmeg half teaspoon, half teaspoon of dry Eucalyptus, Laurel half teaspoon, half teaspoon of dried mint, dried shell

Instructions: You must build an altar and put 2 yellow Carnations, 2 yellow Roses and a photo where you were much thinner than now, as an offering.

Witchcraft Secret Manual

Then you have to invoke the elements Air, Fire, Water and Earth adding the following phrases:

"Air, take the negative energy that has put the extra pounds on me and take them away."

"Fire, burn all the fat that covers me and do not let me look beautiful, purify my body calming my anxiety that corrodes me." "Water, let the stream flow dragging the bad energy transforming it into health for my body and clean it of impurities."

"Earth, between my old body and the new one, I am creating today, put something that will separate them."

Take the pencil and draw the body you would like to have on the piece of cloth and cover it with the color lilac.

Make up a song that says how you would like to look and how you would like others to see you, all while you are embroidering.

Witchcraft Secret Manual

When you finish, say:

"My Holy Mother will bring me all her healing energies."

When you finish embroidering, take out that cloth and put in the other piece.

Take the photo, the size of it should match the size of the cloth, your whole body should be inside of the cloth.

Sew the photo and the cloth with the thread and this time you have to sing a song where the reasons which make you feel dissatisfied with the image you see and how it hurts you in your condition and your relationships with other people.

End the song with the same sentence as above.

It is time to use the herbs, they should be a bit crushed. Sew 3 of the 4 sides of the cloth with lilac thread and leave the fourth side open to introduce the herbs.

Witchcraft Secret Manual

You have to place the herbs in the bag,
saying:

*"Kind (Name of the herb),
You are the power, you are the change.
Help me to have the body of my dreams".*

It is advisable to add some personal object to
the bag to have a greater effect.

Close the remaining side with the thread and
place it on the altar where the moonlight
arrives during the night to charge it with
power. Take it with you always.

Part III

MAGICK TALISMANS

Horns

This talisman, known for many years, serves to protect us from bad luck, generated by others.

In order to have enough power, the little horn can be worn around the neck, hidden.

You can also wear it with a safety pin, and place it on the inside of your clothing.

It is best to place it on the left side of your body. The best horns are made of red coral. It serves as protection for homes and cars as well.



The Pyramid

The important thing about pyramids is their shape. Because of their shape, they generate a powerful and particular energy. It does not matter if it is medium or large, nor does it matter what they are made of.

What we have to take into account in order to work as a magick talisman is that they are built in scale with the dimensions of the pyramid of Cheops.



The Four-Leaf Clovers

The clover must be the one with four leaves. This talisman was used by high priests in the time before the appearance of Christianity.

This plant seeks good luck, happiness in love, and fortune. It has relevance for winning at games of chance.

The best are the natural ones, those that sprout from the earth.



Horseshoe

This talisman will serve as a spirit-scarer, keep away demons, ghosts, and people who have very bad energy.

If we rub it with olive oil and put it on the front door of the home, unwanted visitors will not enter.

It should have seven nail holes, and be placed with the opening facing upwards.



White Elephant

The elephant taken as a talisman should be white.

The statuettes of this animal should be placed inside the home, always with its back to the entrance door, so that the spirit of the elephant protects the home against any damage or evil.

A ticket can be placed in the trunk, and will give us good fortune.



Star of David

This is a six-pointed star, and you should place it behind the main door of the home, as it provides protection from bad things happening to family members.



Go away Meiga

It is a talisman that should also be placed at the front door, and does not allow the passage of witches and their probable black magick.



Snake

It is a great talisman that protects our health. It can be used by wearing a pendant with a picture of a snake. This element will help you to keep away diseases.



Black Tourmaline

Tourmaline, which is a black stone, is a great talisman that acts as a shield against bad energies.

A very intense, beautiful ancient stone. It is vital to be able to transmit and transform a great amount of light. It works efficiently and quickly.



Among its great virtues we can name:

- Serves to attract spiritual forces
- It helps in self-control, and is useful against anxiety
- Protects against any evil, and negative energies
- Protects against bad radiation from TV, and electrical devices
- Serves to divert any bad energy
- Generates a protective field against energies that attack our energy field
- It helps to mitigate our own negative energies, whether anger, envy, or insecurity
- Neurotic tendencies are neutralized

- It prevents us from getting upset
- It is used in the root or sexual Chakras to channel or break through those knots of energy that are difficult and upsetting.

The stone as a talisman is better to take it raw, unpolished, to the natural. That way it contains all the energy, and it is transmitted to the one who carries it. Sometimes it is advisable to carry it as a pendant, but it could well be in a pocket, or a wallet.

How to clean tourmaline:

As it is a mobilizing stone of great energies, the best thing for its cleaning is to leave it under water for a while, to clean all kinds of residues, and then to place it a few hours in the sun, before it falls. It is advisable to repeat the operation every 15 days.

The Quartz Crystal

Quartz, or rather, the crystal of this stone, is a talisman that makes one harmonize with its energy. It was already used in ancient cultures and religions, where they recognized this stone as an instrument of healing.

One of the reasons why this stone is so effective is that its center is formed by tetrahedrons. They are formed by 4 triangles and have the shape of a pyramid. Many of this type of shapes are joined in a very specific way to form the quartz crystal matrix.

It is important to know that the crystals obtain their energy through their base, and then, they generate and expand it to the exterior through their terminations.

It is used as an instrument for healing and must be used, like other talismans, with much respect and devotion.

To be able to use this instrument, first you must energize the materials and work astrally on each one of them.



It is used for healing, it removes all negative energy, either from the energetic body or from the environment where it is found. By its terminations, it energizes the whole place, and is very appropriate to use it in meditations, mantras, chants, yoga, and spiritual practices.

Quartz is also known for its ability to generate electrical impulses, its energetic field is very wide, and it has the possibility of being associated to the right frequency, which means that it produces electricity by applied pressure. The electricity that can be generated by quartz crystal is the same that we have in our human body. It helps to remove bad thoughts, increases our vibratory energy, and helps to foster our psychic gifts.

It is also beneficial because it calms our emotional states, balances the Yin and Yang. And it is the ultimate protector from bad vibrations coming from outside.

It is called by many "the private healer" of our body, mind and spirit. It is advisable to use the quartz crystal as a pendant or in a pocket or wallet.

Cleaning the Quartz: Because the quartz is a great mobilizer of energy, you will need to place it under tap water for a few moments, and thus release any residual negative energy. Repeat every 15 days or so.

Owl Feathers

The feathers of owl have a great magnetic attraction. Its beautiful feathers, especially the wings, are used to attract more money, while the neck feathers are used in everything related to love.

This beautiful bird, has a particular and characteristic whistle. When it whistles, it attracts an immense amount of other birds, and when a prey pleases it, it hypnotizes it, and scares away the rest of the birds, with a thunderous fluttering. It is believed that whoever has one of its feathers will have the same power as the bird. It is possible that you can get this talisman in some specialized stores.



Angel Feathers

The feathers called "angel's feathers" provide great protection to those who possess them.

It is a talisman that avoids negative forces and gives a beautiful feeling of peace and inner tranquility.

It also stimulates the making of postponed decisions in our life, and helps to make them the right ones.

You should place the feathers at your front door or as close to a window as possible. You can get them in esoteric or spiritual stores.



CANDLES

Difference According to Candle Colors.

Yellow

It is useful for spells related to persuasion, confidentiality, intimacy, unavoidable attraction, adoration; it is also the color of the intellect. Yellow candles can be used to attract peace and tranquility to thought, clarify many issues that seem difficult to understand, awaken the power of mind, or the gifts that the mind has to offer.

This color is also used to bring happiness, because it represents the color of the sun. With this color we demonstrate the joy of being alive, and our vitality. That is why this color is often used to address issues of depression or deep soul sadness.



It can also be used for those people who are difficult to treat, somewhat surly, or not very demonstrative. Yellow represents power. The energy emitted by yellow favors the economy, and is linked to mental quickness and memory. That's why this color is used to help those students who find it difficult to memorize their texts. Where something needs to be clarified, and light is needed, yellow is the color to use.

Blue

The spells or rituals that can be done using this color are those related to depression, healing, health or disease, impulses. It brings peace and harmony in any aspect of your life. It emits a vibration that stimulates and calms at the same time.

It is widely used for those situations that are difficult to reverse, since it favors the balance of energies. It brings us peace, quietness, harmony, intuition and perception.



White

White color means the set of all colors in one. Therefore, it is used as an ace for many things, and white can be used as a substitute for any other color.

Almost all rituals can be done completely with white color, whatever we have to ask for, this color will always be useful to us.

Whether it's material or spiritual requests.

It is generally used for purity, for the spiritual, for innocence, for the search for peace, for the simple and worldly, for absolute truth.

It is the color that reflects the connection with the universe. White candles are used in magick ceremonies to invoke power or protection.



Light Blue

This beautiful color is widely used in ceremonies related to purity, peace, mediation, understanding, and tolerance.

It is also used in love rituals as a masculine representation.

That white light that emanates from the sky helps with wisdom and concentration.



Gold

The gold color represents a similar concept to white. Both colors are related to the pure and the energy of the universe.

This color serves to do any kind of cleansing or to invoke divine protection. It can also be used to invoke positive forces that help us to act.

Gold helps a person to have certain qualities that are sacred: such as honesty, innocence, simplicity, devotion, solidarity, and truth.



Brown

This color will benefit when we want to do rituals related to earth, to material desires, to the physical, to the trivial and mundane, as well as to doubts and neutrality.

It is associated with fertility, action, solidity, and detachment.



Orange

Orange color is often used for ceremonies where people want to improve their body, their soul, their health in general.

It also helps shy people be confident in themselves, and have the courage to act.

It is a calm color and it is related to self-confidence. It has a great energy that helps to fulfill wishes.



Black

Black is a color commonly used or associated with black magick. But it is important to emphasize that it fulfills certain positive effects giving it a correct use within white magick. When we want to remove negative aspects, the black candle will help us, because when the black candle is consumed, our negative aspects will also be consumed. Black magick is not recommended in any case. In black magick, black candles are usually used to do rituals of separation, to stop a situation or disagreement. It can also be used in Ouija ceremonies, to end a session.



Silver

Using the silver color in candles is useful for ceremonies that seek balance, neutrality, because the silver or gray color is the intermediate between black and white.

It is used to indicate the age, the solidity of a person, the intelligence or wisdom.



Purple

This color is obtained by mixing red with blue. In the past, this color for a candle was used in power rituals, to achieve economic improvement, solvency, social prestige, and to obtain fortune or important success with money.

It is also used to pass a job interview, or to get something much desired.

It is a color useful for concreting projects, and to see them clearly. It grants consciousness, wisdom, intelligence, and spiritual connection.

It is associated and has to do with any spiritual practice, religious, occult and mystical.

From the religious point of view it is associated with the superior thing, whereas from a mystical point of view it is related to meditation.



Red

This is a color useful to stimulate desires, and it is famous because it symbolizes love, sexuality, seduction and passion. It is the same color as Mars, and blood color, which evokes energy, as physical life.

Red provides courage, faith, security, stability, strength, love, tenderness. Red candles are always used for love ceremonies.



Green

The color green is used in ceremonies to attract peace, harmony, tranquility, life itself, representing nature in its greatest splendor. This color gives us mental stillness, and helps us to relax or meditate.

In rituals it is applied for a good monetary achievement. It can also be used to invoke growth on a loving level, in this case it is advisable to combine the ceremony with a pink candle.



It can favor a financial growth, in this case you should also light a purple candle. Or, green can help to avoid a unresolved issue. In this case, combine it with a black candle.

Violet

This color is warm, since it is the middle between blue and red, the first cold, and the second a warm color.

Violet is considered a sacred color, since it benefits meditation, and is also perfect for reaching the desired concentration.

It is called the color of transmutation, and growth. It represents psychological healing, tranquility, stillness and contemplation.

It is used in rituals for the transformation of negative energy, or adverse situations such as divorce, death, grief, loss, crisis in general. It helps to diminish tensions, and enhances our lost energies. Calm down concerns.



How to Do the Candle Anointing

To make the anointing of the candles in a ritual, the candle must be separated into two imaginary parts, from the middle to the flame, and from the middle to the bottom. (North Pole and South Pole).

To anoint the candle, you should rub your fingers in sunflower or corn oil, and pass it through the candle, from the center upwards, about eight times, and the same downwards, the same amount of times.

When you are doing this you must concentrate on the purpose for which you are going to use the candle.

CANDLE MAGICK

Candle Spell to Get in Touch With Another Person

This spell will be useful when we need someone special to communicate with us either by phone or Internet. If you feel a real and deep desire for that person to contact you, you simply have to evoke a request to the universe, and it will grant it.

You must help the request with a candle. You will have to light a colored candle and implore the saint according to the color of the candle you light:

- **Red** candle: we use it when we need to receive a love call and the saint is Saint Anthony of Padua.
- **Yellow** candle: we use it when we receive a work call and the saint invoked is Saint John.

- **Brown** candle: we use it when we receive an appeal for judicial proceedings or pending cases, we invoke the holy Mark the Evangelist.
- **Red and White** Candle: we use it to receive a call from someone distanced from us, usually a couple. The saint we invoke is Saint Barbara.

The prayer that we evoke will always be the same, but it will vary in the Saint we name, the one to whom we will make the request. The sentence is as follows:

(Any of the saints mentioned above, name them) Example: “St. Anthony (or other saint) who (you must name the person who we expect to be contacted) calls me by phone or communicates with me via the Internet. That he/she contacts me by any of these means now, and that he does not rest until he contacts me, otherwise he cannot rest until he has done it. Amen.”

Candle Spell to End Depression

When you need to end the depression, and get it out of your life forever, you must do this spell.

Being depressed is a very negative state, which grows inside you, and those vibrations are transmitted to the rest of people. It is important for people around the person with depression to do their job, because they help to transmit positive energy and good vibes.

Instructions:

In the evening, when the sun is about to set, and for seven days, you must light a blue candle, where you will have previously carved on it the name of the person who has depression and for whom you do this ceremony.

Then, anoint the candle (see candle anointing). With your right hand, hold the candle, and concentrate on the person you want to help.

Witchcraft Secret Manual

Light the candle, and while holding it in your hands, repeat this prayer to release the depression from both their mind and their spirit.

"Help me Lord, (name of the person with depression) is ill, and needs to end this illness, in his body and soul. It raises his spirits so that he can get out of this evil. You who live and reign forever and ever. Amen."

Now, put the candle on a candlestick, and let it burn out until it is consumed.

This ceremony could also be done by the person with depression. The prayer would be as follows:

"Help me Lord, I am ill, and I need to end this illness, in my body and in my soul. Raise my spirits so I can overcome this evil. You who live and reign forever and ever. Amen."

Spell to Improve and Recover from Illness

Three dark blue candles and one red pyramid.

A photo of the person who is sick, and if you wish, a photo of a saint. The patron saint of the illness is St. Pantaleon.

Instructions:

The ceremony should be carried out in the evening, when the sun goes down, and until the patient recovers.

Take the dark blue candles, and carve the name of the sick person with something sharp, to carve it in the wax. Then anoint the candles. Put the candles in a row in front of you, one after the other. You should start by lighting the candles from the left to the right, and the pyramid-shaped candle should be placed in front of the candle in the middle.

It should be like this:



Witchcraft Secret Manual

Now, place the picture of the person who is sick where you can see it, and add the picture of the saint.

You must say the prayer of the saint you chose, six times. The saint who is of the sick, St. Pantaleon, gives away many miracles. You can repeat his prayer.

"Father, merciful Lord, who gave St. Pantaleon the gift to help us, give us the good health we ask for.

Also grant us a strong and generous heart, that we learn to see in the face of others.

Father almighty, by St. Pantaleon, we implore you for peace of mind, and health.

We hope that happiness will be granted. Amen".

When you have finished evoking the prayer, you must blow out the candles with your fingers, and the next day, you must re-light them and pray the prayer 6 times again.

Protection Candle Spell

Items needed:

A white candle and a yellow candle. The personal amulet that you consider lucky, or some personal object that identifies you (it can also be the image of some saint).
A lavender incense and a cup of water.

Instructions:

You should start the ceremony early in the evening with a waning moon phase. Take the candles and carve them with something sharp. You must write down the name of the person for whom you are doing the ritual (if it is for yourself you must write down your name).

After the carving is finished, light them and put them next to each other, each one inside a candleholder or some kind of support.

Light the incense and let the place be impregnated by its aroma.

Witchcraft Secret Manual

Concentrate now, take the lucky object, and try to imagine a white and golden halo surrounding the person, taking care of him/her from any illness, while you repeat:

"Lord father, all powerful, take care of (name of the person you wish to protect) from all harm or evil, and release him/her from any disease of the body or soul.

Help his/her never to deviate from the good path. Amen".

If the person to be protected is yourself, then evoke prayer in the first person.

Then you should drink the water, as a sign of purification.

Work Improvements Candle Spell

What you need:

- 3 light green candles
- two white candles
- two golden candles
- A 3 x 3 inches white paper written with your wishes

Instructions: You should do the ceremony in the morning, a few hours after the sun rises and before going to work. You must anoint the candles, as we have already explained, and carve your name on all the candles with something sharp. Then you should light them, place them on the table, next to the paper, which should be folded in three, forming the geometric figure of the triangle, and repeat the following sentence six times:

"Lord, I pray, because I believe in you, that I can lead my working path towards a better destination. I will put the faith and effort needed".

Once these words have been said, extinguish the candles with your fingers.

You must repeat the ceremony a total of 3 times per week, for one month.

Candle Magick to Get a Job

Items we need:

- A green candle
- A purple candle
- A violet candle
- And some object that is relevant to your profession or work.

Instructions: The ceremony for this spell must be done in early morning.

You must anoint the candles, and carve them with your name one by one with something sharp. Then light the candles and evoke the patron saint of labor, Saint John, with the following prayer:

Witchcraft Secret Manual

"Lord, miraculous father, that you help me from above, and you know my needs, that you feed the animals from the sky, and you give us our beautiful landscapes you who said to the man "you will earn your bread by the sweat of your brow" let Saint John help me to earn my daily bread. I will be eternally grateful. Amen ".

You must repeat the prayer 20 times.

Then you will blow out the candles with your fingers.

You must do the ritual every other day until you get the desired job.

Candle Spell to Change to a Better Job

Items required:

- 3 common candles
- A dark green candle
- A purple candle
- A 3 x 3 inches white paper with the kind of job you are seeking.

Instructions: Do the ceremony before going to work, preferably in the early morning.

You should carve your name on them, and then light them. Put in front of them the white paper on which you previously wrote the type of work you are looking for. The paper should be folded in three and be shaped like a triangle. You must pronounce the following sentence 7 times:

"Thank you sir for everything I have, and I thank you infinitely for everything what you have given me."

I want to develop my career as well and to have a better job, according to my wishes.

Therefore, I implore you god and Saint John, to allow me to find this new job.

Amen".

Repeat this ritual three times a week until you find the job you are looking for.

Spell With Candles For Stable Relationships

This spell is to be used when you begin to perceive that your relationship is experiencing more and more frequent quarrels. This spell will improve the way you communicate, calming down tough arguments and generating conversation if silence is progressing in the couple. It can be used by married couples or engaged couples.

It is important to cast this spell at the end of a day of First Quarter of the lunar phase.

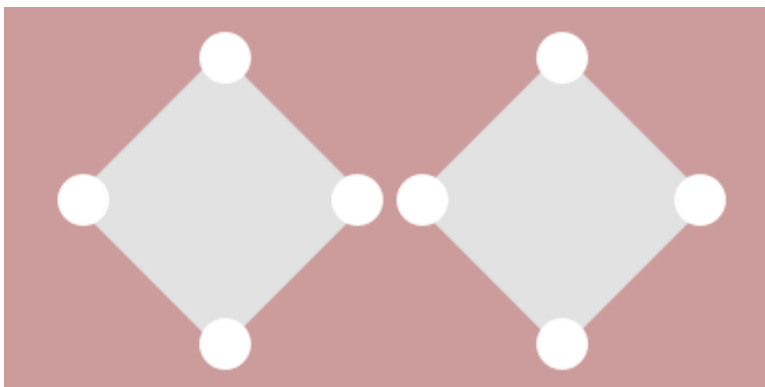
What you need:

- 8 light-colored candles
- A white quartz crystal
- Red rose or jasmine petals

Instructions: You must anoint the candles and carve your name and your partner's name on each candle with a graver.

Put the candles on a table or flat surface, creating a shape similar to two rhombuses.

Example of how to put the candles:



Now, in the center of the right rhombus, put the quartz, and in the center of the other rhombus, put the petals of the rose or jasmine.

Then, light the candles, starting from the first one on the left, then the one on the top, the one on the bottom, and ending on the extreme right, in the same way you should do with the other rhombus.

Take a seat in front of the candles, and closing your eyes, meditate on the reason that led you to the lack of harmony and peace in your partner.

Fix in your mind and visualize the harmony in the relationship, correcting all those mistakes made, and most importantly, get rid of all the accumulated grudges.

Try to focus on the day you met your partner, and how you fell in love with her.

Let the candles burn out, and throw away the remains in a watercourse (it could be a lake, a river, sea, or the sink if you live in the city).

Finish by burying all the petals in the ground and save the crystal to repeat the ritual over time.

INCENSES

Magick with Rue

Since ancient times, this plant has been well-known for granting miracles. Here we will teach you how to use it, know its properties and benefits. It is an herb widely used to cast spells of love, protection, power, and fortune.

It is known that the rue plant is used not only in witchcraft, but also in natural medicine.

For years, the Chinese have used it to control fevers and negative thoughts. It contains in itself a real protection to keep away the spells of other people, or some bad spell done against you. It is the miracle herb of choice.

It also protects us from the evil eye, gives us luck in finding love, and stops bad energy.



How to Have Your Own Magick Rue

In the past, it was said that for rue to achieve its magickal properties, it had to be "stolen" from someone else's garden. But, to avoid that, since nobody likes to take other people's things, the best option is to try to get someone to give it to you, if you are unable to do so, you can buy it.

A very interesting option would be to plant it ourselves from a seed or a branch.

The most important thing to keep in mind is that we always transmit positive energy.

You should not plant rue if you are going through a bad time, if your mood is bad, or if you do not feel good physically.

Also, don't do it if you feel angry, upset or indifferent. Think about doing it at a time when you are calm, peaceful, and faithful. Your body and spirit should be at their best for this.

You should take care of it, but not be too concerned about it all the time. Ideally, put it in a garden where it receives a lot of sunshine, from the left side of the door that goes from the house to the garden when it is a male rue, and from the right side when it is a female rue.

To learn how to tell the difference between a male and a female rue, the male has larger, denser, with wider leaves. If you see that the rue is starting to dry up, do not try to revive it, because it is normal for it to appear like this as it is "swallowing" all the bad energies that exist in the environment.

If it dries up completely, you should throw it away and simply plant another.

How to Increase Herbs Power

If you wish to increase the power of herbs, a simple method of enchantment can be done. You must do what we have detailed before starting any kind of ritual.

Follow these steps: Take the herbs suggested by each spell (leaves, stems, branches, etc), and put them in a bowl, made of wood, if possible. Put the bowl on a flat surface, on the right place and light a golden candle to increase psychic or mental powers, and on the left put and light a white candle for spirituality and calm. This incantation should be cast when you are alone.

Hold the rue between your hands, and, for a moment, focus convincingly on what you want to achieve. To end the incantation, raise the wooden container and repeat the following prayer:

"I make this enchantment for you to become my partner and ally".

After the statement, continue with the ceremony or ritual you wish to do.

Protect Yourself against Negative Intentions

In a bowl, or bucket, which should be washed perfectly, put twelve liters of water, eight rue sprouts, and a teaspoon of olive oil. Let it rest during a new moon night. The next day, use the water to wash all the floors of your home, especially the corners, nooks and crannies, under the carpets, baseboards, doors and openings in general.

Spell to ward off Bad Vibes

You should collect dry rue leaves, and put them in a mortar to be able to grind them into powder. Then, mix the powder with a little sulfur, also as a powder, and a little myrrh. With this mixture you can smoke the places where you think there is bad vibration. Once this is done, take a container and make an infusion with three little leaves of male rue.

Let it cool and put the liquid in a vaporizer. Vaporize your clothes with this infusion.

Spell to Block Negative Sorcery Against You

You should take a small glass transparent bottle. Inside it you should put four pins, two pieces of male rue, some coarse salt, and a lemon peel.

Cover the bottle with a cork.

The bottle should be placed in some window and left there, without changing its place.

The curses will never be able to enter and you will be safe.

Herbal Spell Against Envy at Work

Get a purple cloth, then throw five drops of rue oil on it. You can get the oil at a religious, esoteric or religious store. If you can't do it at home.

With a base of vegetable oil, you must let the fresh rue macerate, previously crushed, then make a small bag of the same color, and introduce the fabric with the essence and close it with a red ribbon. Put the bag on your desk, or hang it on the wall closest to your working position.

Also, put little pieces of roots in all the corners of the room where you usually work. This is done to ventilate your work environment.

The fabric inside the bag should be changed every 30 days a month to protect your gifts.

Spell to Be Lucky in Love

To make this magick potion, you must take a little fat, either vegetable or margarine, two spoons of rue oil, and a few drops of your favorite perfume.

Put all the ingredients mentioned together, inside a stove and take them to heat until the fat melts and the ingredients are joined.

Now, put everything in a small jar until it gets cold. You must keep it in the hermetically sealed jar.

Every night, take some of this ointment and spread some on the area of the heart and the wrist, where the pulse is. You don't need to put too much, just an ounce is enough.

Rue Spell to Attract Money

This spell is perfect for never being out of money. You must take the rue and remove the ends of the stems, as many branches as possible, and put them inside a transparent well closed bag. Then, make a brown cloth bag and keep the rue in it. Always carry this bag with you, or in your handbag.

Spell To Calm a Difficult Person

To calm a person who has a temper, whether it is a friend, family member, or someone who makes your life difficult, simply take a few rue leaves and stick them in the shape of a cross behind a photo of the person you want to calm. Then, bury that photo near your house and don't take it out until you see the effects. If you don't have any photo of this person, look for any excuse to take one.

If there are other people in the photo, you should cut it out so that you only have the part where you find the person you want to calm.

MAGICK WITH SALT

Magick with Salt to Protect Your Home

If you are looking to take care of the home and protect the family from bad energy, or influences of any kind that might appear, you should cast the following spell.

Clean your house in the way you do every day, but, after doing it, put four pinches of fine salt in the corners of every room.

Put in a thurible (or a tin used for this purpose) some little coals. Light the coals and add a spoonful of coarse salt. Use this to smoke in all the bedrooms, starting with the room furthest from the entrance door. Preferably do it barefoot, this way the negative energy will be discharged.

Finally, spread out two tablespoons of salt over the entrance of your home and all openings that communicate with the outside.



Magick with Salt against Envy

When you think you are being attacked by jealous people, you must cast the following spell to block the negative energy emanated.

Put a photo of yourself, preferably full-length, on a rectangle of red corduroy, or a rectangle of red cardboard, it should be perfectly clean.

Surround that photo with a circle of salt. You should leave the photo this way for seven days, and every day add a new pinch of coarse salt to the circle. When you do this, visualize the idea of getting rid of all the bad energy or other people's envy that might be disturbing you.

At the end of the week, throw the salt down a drain and store your picture on a bedside table.

Block Bad Luck with Magick with Salt

When you feel that luck is not your ally, make the following amulet and always carry it with you.

When the moon phase is at full moon, put seven spoonfuls of sea salt 0.5 inch apart in a horizontal line on a flat wooden table.

Starting from left to right, you should add to the first, third, fifth, and seventh spoonfuls a little sandalwood powder; then, to the second, fourth, and sixth spoonfuls a little incense powder.

Leave it like this all night long. The next day, in the morning, put everything together and put it in a little gray bag, and this little bag inside another little purple bag. You must always carry this amulet.

Spell with Salt to Block Evils

Even if they send us evil, or bad energy vibes, it can be neutralized in the following way:

For two consecutive weeks, finish your usual bath by pouring a 0.25 gallons bottle of water at room temperature on your back, in which you have previously dissolved 5 tablespoons of sea salt.

Before leaving your home, take a pinch of the same type of salt with your right hand and throw it back over your left shoulder.

Ward Off Bad Spirits

You must wait for the third night of the moon in the waning moon.

Clean a flat surface with water and vinegar, and put in the center a round mirror with the surface reflecting upwards. Surround the mirror with a circle of salt.

Then, put four pinches of salt on it. You should put three white candles, which you will have anointed previously, surrounding the circle of the mirror in such a way that it becomes a triangle.

Put a pinch of salt on each of the candles and light them. Let them burn out completely, and remove everything by pouring the salt into the drain.

Spell with Salt to Scare an Enemy

On a waning moon night, take a glass and top it off with fine alcohol. Then, add a teaspoon of salt and dilute it with a wooden spoon.

On a 4 x 4 inch white piece of paper, write the name of your enemy in red, folding it in three, and put it inside the glass.

You must leave it there for a week. After seven days, throw the liquid into a drain or natural water stream, burn the paper and throw it away.

Witchcraft Secret Manual

Dear friends,

Dear friends, we have reached the end of this Mighty Manual. I know that these Spells and Incantations will be very useful to you in your life, and will cover the various unresolved issues that may arise.

For the effectiveness of a spell to reach the maximum possible amount of released energy, it must be cast with faith.

The first step for a Spell to be fulfilled is to trust that it will be fulfilled.

Deposit positive energy at the moment you do the tasks I describe in this incredible manual.

With much love I wish the best for your lives.

A handwritten signature in blue ink that reads "Esteban J. Portela". The signature is written in a cursive, flowing style.

Witchcraft Secret Manual

Note: The Spells and Incantations found in this Manual can never replace any type of medical treatment. For health problems, consult your doctor first. In such cases, use the spells to complement the treatment provided by the health professional.

Legal: You agree to use these Spells and Incantations to search for the good, for you or for others.

Under no circumstances may the contents of this book be used to harm the physical, moral or spiritual integrity of a third party.

Copyright (c) All rights reserved.

No reproduction / copy all or part of this information.
We will take legal action against someone who copy content
of our Web site or the Witchcraft Secret Manual.
To date, we have identified and defendant 5 copies.