

Little Blue Truck Halloween Activity Kit



Beep! Beep! BOO!

It's Halloween, and Little Blue Truck and his friends are ready to celebrate!

Host a fun Halloween party with Blue and the ideas and activities in this kit!



Houghton Mifflin Harcourt

Books for Young Readers

hmhbooks.com/littlebluetruck

Illustrations copyright © 2016 by Jill McElmurry. All rights reserved.

Decorating Ideas

Halloween is such a fun time for kids! For your Little Blue Truck Halloween Party, remember that the audience for this book is very young, so don't make your space look too scary!



Use the BANNER page in this kit to make “Beep!” banners to hang over the door, around your event space, and between bookcases. Reduce the size of the page on a copier and make “Beep!” necklaces for staff to wear on your party day.



Scatter real and plastic pumpkins around your party area. Make pumpkins with orange construction paper and tape them to walls and bookcases.



Make a scarecrow by stuffing an old pair of blue jeans and a flannel shirt with hay. Tuck the shirt into the jeans and tie twine around the wrists and ankles to keep the stuffing inside. Draw a friendly face on a paper bag and fill that with straw to make your scarecrow's head. Top the head with a floppy hat. Put your scarecrow in a chair against a wall in your event space. Invite parents take pictures of their costumed kids by the scarecrow on your party day.



Create glowing ghosts by drawing faces with a black marker on empty opaque gallon milk or water jugs. Cut a hole in the bottom of each jug and insert a battery-powered tea light candle to make your ghosts glow from within!



Be sure to have staff members come to work in costume for your Little Blue Truck Halloween party. Costumes should be cute and fun—a ballerina, a football player, a clown, a gentle witch—instead of creepy and scary.



Print the MASK page in this kit in quantity and cut out the image of Blue and his friends. Post the cutouts of Blue around your party area.



Stack a rectangular border of pillows in your event space and cover it with a blue sheet. Gather the children into the back of Little Blue Truck for story time!

For more Little Blue Truck ideas, visit HMHKids on Pinterest: pinterest.com/hmhkids

hmhbooks.com/littlebluetruck

Circle Time Activities



Invite children to come dressed in Halloween costumes for your Little Blue Truck party. Have a Halloween parade once everyone is assembled. Before the party, prepare several of the masks from this kit so children who forget to come in costume can be Blue in the parade!



Play a Little Blue Truck version of Duck, Duck, Goose. Assemble the children in a circle on the floor. One child is Little Blue Truck and walks around the circle saying “Beep!” as he or she lightly taps each child’s head in passing. At one child, Little Blue Truck says “Vrooom!” and runs around the circle while the “Vrooom” child chases Little Blue Truck back to the vacated space. The “Vrooom” child becomes Little Blue Truck for the next round.



Little Blue Truck has lots of animal friends around the farm. Print a clip-art image of the following animals on individual slips of paper and put the slips in the cone of a witch’s hat: Toad, Goose, Cow, Horse, Chicken, Pig, and Duck. Invite a child to come to the front and pick a paper from the hat. Instruct him or her to look at the animal, but not show the image to the rest of the kids. The child then mimics the noise that animal makes and the rest of the children guess the animal. Choose a different child for the next animal, and so on.



Include an interactive reading of *Little Blue Truck* and *Little Blue Truck’s Halloween* as part of your party. Before you read the books, teach the children a hand signal: every time you touch your ear, the children shout out “Beep!” Practice this a few times so the children get the hang of it and can say “Beep! Beep! Beep!” in succession with three ear taps in a row.



Read *Little Blue Truck* aloud first so the children will become familiar with the various characters in the series. As you read the story aloud, pause and touch your ear whenever the word “Beep!” appears in the text so the children participate in your reading of the story.



After reading *Little Blue Truck*, talk about the story with the children. How would they describe Blue? How does the dump truck behave when he first sees Blue? What happens to the dump truck when he goes through the mud? What does Blue do? How do Blue’s friends help? How does the story end?




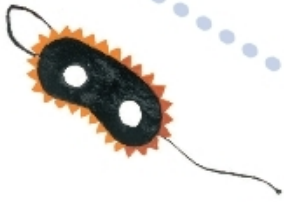
Read *Little Blue Truck’s Halloween* aloud, using your hand signal for the “Beep!” moments in the story. Invite the children to guess each animal character before you lift the flap on each spread.



Banner

Beep! That's what Blue says!

Make several Little Blue Truck banners to decorate your event space.



INSTRUCTIONS

Print this page on card stock using a color printer. Cut out the triangles and tape them (points facing down) along a ribbon or string to spell B-E-E-P!

hmhbooks.com/littlebluetruck

Pumpkin Shapes

Blue and his friends love Halloween!

It's always fun to make jack-o'-lanterns!

Can you draw faces on the pumpkins below using the following shapes for eyes and noses?

TRIANGLE



CIRCLE



SQUARE



CRESCENT



hmhbooks.com/littlebluetruck

Costume Matching

At Halloween, Blue and his friends dress up in costumes. Can you guess which animal is dressed up in each of the costumes below? Draw a line to match the costume to the friend.



Horse



Cow



Duck



Pig



Sheep

hmhbooks.com/littlebluetruck

Mask

When you dress up for Halloween, pretend you're Blue! Print this page on card stock. Cut out the mask and eye holes on the dotted lines. Add a craft-stick handle to the bottom and hold the mask in front of your face. Beep! Beep!



hmhbooks.com/littlebluetruck

Book List

Written by Alice Schertle
Illustrated by Jill McElmurry




Beep! Beep!

Have you read them all?




Little Blue Truck's Halloween

978-0-544-77253-3 • board book
with lift-the-flap



Little Blue Truck

978-0-15-205661-2 • hardcover
978-0-547-24828-8 • board book
978-0-544-05685-5 • lap board book
978-0-547-48248-4 • big book
978-0-547-53237-0 • ebook



Little Blue Truck Leads the Way

978-0-15-206389-4 • hardcover
978-0-547-57574-2 • board book
978-0-544-70899-0 • lap board book
978-0-547-85060-3 • big book
978-0-547-98429-2 • ebook



El camioncito azul

Spanish Edition
978-0-547-98397-4 • board book
978-0-544-16300-3 • ebook




El camioncito azul abre el camino

Spanish Edition
978-0-544-70897-6 • board book



Little Blue Truck's Christmas

978-0-544-32041-3 • novelty board book
978-0-544-55372-9 • ebook




Little Blue Truck's Beep-Along Book

978-0-544-56812-9 • novelty
board book



La Navidad del camioncito azul

Spanish edition
978-0-544-87551-7 • novelty board book



Little Blue Truck Farm Sticker Fun!

978-0-544-06687-8 • paperback